



CRIMSON TIDE

BASKETBALL

21 NCAA Appearances » 15 Combined SEC Titles » 2nd in SEC History in Total League Wins » 2nd in SEC History in Winning Percentage



GAME 28



24/25 ALABAMA VS VANDERBILT

FEBRUARY 22, 2022 / 8 P.M. CT / NASHVILLE, TENN.
MEMORIAL GYMNASIUM (14,316)

TV: SEC NETWORK

(Play-By-Play: Dave Neal, Analyst: Daymeon Fishback)

RADIO: CRIMSON TIDE SPORTS NETWORK | SIRIUS/XM 134/192

Play-By-Play: Chris Stewart, Analyst: Bryan Passink, Engineer: Tom Stipe

CRIMSON TIDE

| | |
|---------------------------|--------------------------|
| 2021-22 Record | 17-10 |
| 2021-22 SEC Record | 7-7 |
| NET/Ken Pomeroy Rankings | 22/20 |
| Leading Scorer | Jaden Shackelford (17.1) |
| Leading Rebounder | Keon Ellis (5.9) |
| Leader in Assists | Jahvon Quinerly (4.5) |
| Leader in Steals | Keon Ellis (1.9) |
| Leader in Blocks | Charles Bediako (1.7) |
| Head Coach | Nate Oats |
| Record at Alabama (Years) | 59-32 (3rd) |
| Career Record (Years) | 155-75 (7th) |

COMMODORES

| | |
|------------------------------|---------------------------|
| 2021-22 Record | 14-12 |
| 2021-22 SEC Record | 6-8 |
| NET/Ken Pomeroy Rankings | 78/77 |
| Leading Scorer | Scottie Pippen Jr. (19.5) |
| Leading Rebounder | Jordan Wright (6.1) |
| Leader in Assists | Scottie Pippen Jr. (3.8) |
| Leader in Steals | Scottie Pippen Jr. (1.9) |
| Leader in Blocks | Liam Robbins (1.6) |
| Head Coach | Jerry Stackhouse |
| Record at Vanderbilt (Years) | 34-49 (3rd) |
| Career Record (Years) | 34-49 (3rd) |

NUGGETS YOU NEED TO KNOW

- Alabama will play its penultimate road contest of the 2021-22 regular season when it travels to Nashville, Tenn., to take on the Vanderbilt Commodores Tuesday night at 8 p.m. CT. The contest, which will be televised on SEC Network, will be the only meeting between the two teams in the regular season.
- Seventeen of the last 18 games played between the Alabama and Vanderbilt have been decided by 10 or fewer points, with 10 of those contests being decided by five or fewer points including the Tide's 82-78 victory last season over the Commodores in Tuscaloosa. The teams have split those last 18 games with each winning nine times over the stretch.
- The Crimson Tide most recently had its three-game win streak snapped with a 90-81 loss at then-No. 4 Kentucky last Saturday afternoon. It was the sixth time UA has faced a team ranked in the AP Top-5 this season, which are the most top-five teams played by any team in the regular season since Ohio State faced six top-five teams during the 2012-13 season.
- UA ranks No. 11 in the nation in offensive efficiency by Ken Pomeroy (as of 2/21), which would stand as the program's second-most efficient offense over the last 20 years of KenPom.com's end-of-year ranking (finished No. 9 in 2005). Pomeroy also ranks the Tide No. 12 in average possession length and No. 17 in adjusted tempo.
- The Tide's schedule ranks No. 1 in the nation in every major rating system including: Average Opponent NET Ranking, KenPom.com, ESPN BPI, Sagarin Rankings and RealTimeRPI.
- NET RANKING FACTS:** Alabama has a NET Ranking of No. 22 in the nation as of 2/21 which is fifth-best in the SEC... UA is the only team in the nation to have defeated four teams among the NET Top 11 (No. 1 Gonzaga, No. 4 Houston, No. 6 Baylor and No. 11 Tennessee)... Of the four games remaining on the regular-season slate, two are Q2 opponents, including Tuesday night's contest at Vanderbilt, and one is Q1... UA is tied for the fourth nationally in total number of Quad 1 with seven (only three teams have more)... Alabama is the only team in the nation to have not played a Quad 4 opponent.
- UP NEXT:** Alabama begins its final homestand of the year when the Crimson Tide welcomes the South Carolina Gamecocks Saturday evening at 5 p.m. CT on SEC Network. It will be the only contest between the teams during the regular season, as Alabama will recognize the 2022 Senior Class following the contest.

2021-22 SCHEDULE

| OPPONENT | TV | TIME |
|---|-------------|-----------|
| OCTOBER | | |
| 24 LOUISIANA (EXH) | | W, 73-68 |
| NOVEMBER | | |
| 9 LOUISIANA TECH | SEC Network | W, 93-64 |
| 12 SOUTH DAKOTA STATE | SECN+ | W, 104-88 |
| 16 SOUTH ALABAMA | SECN+ | W, 73-68 |
| 19 OAKLAND | SECN+ | W, 86-59 |
| 25 vs. Iona ¹ | ESPN2 | L, 68-72 |
| 26 vs. Drake ¹ | ESPNU | W, 80-71 |
| 28 vs. Miami ¹ | ESPNU | W, 96-64 |
| DECEMBER | | |
| 4 vs. ^{3/3} Gonzaga ² | ESPN2 | W, 91-82 |
| 11 ^{14/13} HOUSTON | ESPN2 | W, 83-82 |
| 14 at Memphis | ESPN | L, 78-92 |
| 18 JACKSONVILLE ST | SEC Network | W, 65-59 |
| 21 vs. Davidson ³ | SECN+ | L, 78-79 |
| 29 ^{14/15} TENNESSEE* | ESPN2 | W, 73-68 |
| JANUARY | | |
| 5 at Florida* | ESPN2 | W, 83-70 |
| 8 at Missouri* | SEC Network | L, 86-92 |
| 11 ^{4/4} AUBURN* | ESPN | L, 77-81 |
| 15 at Mississippi State* | SEC Network | L, 76-78 |
| 19 ^{13/16} LSU* | ESPN2 | W, 70-67 |
| 22 MISSOURI* | SEC Network | W, 86-76 |
| 25 at Georgia* | SEC Network | L, 76-82 |
| 29 ^{4/4} BAYLOR ³ | ESPN | W, 87-78 |
| FEBRUARY | | |
| 1 at ^{1/1} Auburn* | ESPN | L, 81-100 |
| 5 ^{5/7} KENTUCKY* | ESPN | L, 55-66 |
| 9 at Ole Miss* | SEC Network | W, 97-83 |
| 12 ARKANSAS* | SEC Network | W, 68-67 |
| 16 MISSISSIPPI STATE* | ESPN2 | W, 80-75 |
| 19 at ^{4/3} Kentucky* | CBS | L, 81-90 |
| 22 at Vanderbilt* | SEC Network | 8 p.m. |
| 26 SOUTH CAROLINA | SEC Network | 5 p.m. |
| MARCH | | |
| 2 TEXAS A&M* | SEC Network | 6 p.m. |
| 5 at LSU* | CBS | 11 a.m. |
| 9-13 at SEC Tournament ⁴ | TBA | TBA |

- 1 ESPN Events Invitational (Orlando)
- 2 Battle in Seattle (Seattle, Wash.)
- 3 C.M. Newton Classic (Birmingham, Ala.)
- 4 Big 12/SEC Challenge
- 5 SEC Tournament (Tampa, Fla.)
- * Southeastern Conference game

BOLD indicates home game

Follow us: Twitter, Instagram and Facebook at @AlabamaMBB



Follow ALABAMA MEN'S BASKETBALL on the social media sites listed for up-to-date news, exclusive content and more.

2021-22 OVERALL RECORDS • 17-10 / SEC • 7-7 / HOME • 12-2 / AWAY • 2-6 / NEUTRAL • 3-2
PREVIOUS GAME STARTERS HIGHLIGHTED IN SHADED BOX

| 0 |  | <div>NOAH GURLEY</div> <div>F • 6-8 • 210 • Gr. • Fayetteville, Ga.</div> <table><tr><th>PPG</th><th>RPG</th><th>APG</th><th>SPG</th><th>BPG</th><th>MPG</th></tr><tr><td>7.4</td><td>3.6</td><td>0.4</td><td>0.4</td><td>0.8</td><td>18.5</td></tr></table> | PPG | RPG | APG | SPG | BPG | MPG | 7.4 | 3.6 | 0.4 | 0.4 | 0.8 | 18.5 | <div>LAST GAME: 12 pts, 1 reb at Kentucky</div> <div>NOTES: High profile transfer from Furman ... made 83 starts in 88 games, including 62 consecutive ... career totals of 1,113 points, 405 rebounds, 59 double-figure scoring contests and 14 games of scoring 20 or more ... finished his Furman career as a three-time All-SoCon honoree and named to 2021 All-SoCon All-Tournament Team.</div> | <div>SEASON HIGHS</div> <div>Pts: 20 vs. Tennessee (12/29/21)</div> <div>Rebs: 10 vs. Tennessee (12/29/21)</div> <div>Asts: 2 vs. La Tech (11/9/21)</div> <div>Blks: 2 3x, last at Ole Miss (2/9/22)</div> |
|------|---|--|-----|------|------|-----|------|-----|------|-----|-----|-----|------|------|--|---|
| PPG | RPG | APG | SPG | BPG | MPG | | | | | | | | | | | |
| 7.4 | 3.6 | 0.4 | 0.4 | 0.8 | 18.5 | | | | | | | | | | | |
| 1 |  | <div>JUSAUN HOLT</div> <div>G • 6-6 • 190 • Fr. • Roswell, Ga.</div> <table><tr><th>PPG</th><th>RPG</th><th>APG</th><th>SPG</th><th>BPG</th><th>MPG</th></tr><tr><td>0.5</td><td>1.7</td><td>0.3</td><td>0.0</td><td>0.1</td><td>7.2</td></tr></table> | PPG | RPG | APG | SPG | BPG | MPG | 0.5 | 1.7 | 0.3 | 0.0 | 0.1 | 7.2 | <div>LAST GAME: 6 mins, 2 rebs, 1 blk at Kentucky</div> <div>NOTES: Four-star signee and No. 5 ranked player overall in Georgia by Rivals ... good size for a wing and deep-shooting ability... helped lead St. Francis HS to back-to-back state titles ... earned second team All-Region honors and selected to AJC North Fulton second team ... first recruit to come out of Atlanta since Collin Sexton.</div> | <div>SEASON HIGHS</div> <div>Pts: 3 2x, last vs. Arkansas (2/12/22)</div> <div>Rebs: 6 at Ole Miss (2/9/22)</div> <div>Asts: 3 at Ole Miss (2/9/22)</div> <div>Stls:</div> |
| PPG | RPG | APG | SPG | BPG | MPG | | | | | | | | | | | |
| 0.5 | 1.7 | 0.3 | 0.0 | 0.1 | 7.2 | | | | | | | | | | | |
| 2 |  | <div>DARIUS MILES</div> <div>F • 6-6 • 185 • So. • Washington, D.C.</div> <table><tr><th>PPG</th><th>RPG</th><th>APG</th><th>SPG</th><th>3FG%</th><th>MPG</th></tr><tr><td>6.3</td><td>3.6</td><td>0.8</td><td>0.7</td><td>.329</td><td>17.8</td></tr></table> | PPG | RPG | APG | SPG | 3FG% | MPG | 6.3 | 3.6 | 0.8 | 0.7 | .329 | 17.8 | <div>LAST GAME: 2 pts, 2 rebs, 2 asts at Kentucky</div> <div>NOTES: Played in 17 contests last year ... showed flashes of his ability to finish in transition with a dunk on Sportscenter Top-10 ... IMG Academy product ranked 26th-best small forward in the nation by Rivals ... a wiry, aggressive player who can slash to the basket ... capable of making the three-point shot.</div> | <div>SEASON HIGHS</div> <div>Pts: 14 at Miss. State (1/15/22)</div> <div>Rebs: 9 vs. Auburn (1/11/22)</div> <div>Asts: 2 4x, last at Kentucky (2/19/22)</div> <div>Stls: 3 2x, last vs. Miss. State (2/16/22)</div> |
| PPG | RPG | APG | SPG | 3FG% | MPG | | | | | | | | | | | |
| 6.3 | 3.6 | 0.8 | 0.7 | .329 | 17.8 | | | | | | | | | | | |
| 3 |  | <div>JD DAVISON</div> <div>G • 6-3 • 175 • Fr. • Letohatchee, Ala.</div> <table><tr><th>PPG</th><th>RPG</th><th>APG</th><th>SPG</th><th>3FG%</th><th>MPG</th></tr><tr><td>8.5</td><td>4.6</td><td>4.0</td><td>0.7</td><td>.299</td><td>24.6</td></tr></table> | PPG | RPG | APG | SPG | 3FG% | MPG | 8.5 | 4.6 | 4.0 | 0.7 | .299 | 24.6 | <div>LAST GAME: 6 pts, 7 rebs, 5 asts at Kentucky</div> <div>NOTES: Extremely athletic and explosive with creative finishing and a strong will to win ... consensus five-star and one of the highest-rated recruits to sign with Alabama ... ranked No. 9 overall and No. 1 point guard in the nation by 247Sports ... 2021 McDonald's All-American ... 5th-ever to repeat as Alabama's Mr. Basketball.</div> | <div>SEASON HIGHS</div> <div>Pts: 20 vs. Gonzaga (12/4/21)</div> <div>Rebs: 10 vs. Miss. State (2/16/22)</div> <div>Asts: 10 2x, last at Memphis (12/14/21)</div> <div>Stls: 3 2x, last vs. Kentucky (2/5/22)</div> |
| PPG | RPG | APG | SPG | 3FG% | MPG | | | | | | | | | | | |
| 8.5 | 4.6 | 4.0 | 0.7 | .299 | 24.6 | | | | | | | | | | | |
| 4 |  | <div>JUWAN GARY</div> <div>F • 6-6 • 218 • R-So. • Columbia, S.C.</div> <table><tr><th>PPG</th><th>RPG</th><th>APG</th><th>SPG</th><th>FG%</th><th>MPG</th></tr><tr><td>7.3</td><td>3.8</td><td>0.3</td><td>0.7</td><td>.545</td><td>17.2</td></tr></table> | PPG | RPG | APG | SPG | FG% | MPG | 7.3 | 3.8 | 0.3 | 0.7 | .545 | 17.2 | <div>LAST GAME: 3 pts, 2 rebs, 1 blk at Kentucky</div> <div>NOTES: Strong, athletic power forward who sat out the 2019-20 season after suffering a knee injury ... strong around the post and gives the Tide another big body inside ... capable of playing outside the arc but specializes inside the paint and on the boards ... came to Alabama as a top-100 recruit (No. 64 by ESPN).</div> | <div>SEASON HIGHS</div> <div>Pts: 19 2x, last at Florida (1/5/21)</div> <div>Rebs: 10 2x, last vs. Drake (11/26/21)</div> <div>Asts: 2 vs. Kentucky (2/5/22)</div> <div>Stls: 3 2x, last vs. Tennessee (12/20/21)</div> |
| PPG | RPG | APG | SPG | FG% | MPG | | | | | | | | | | | |
| 7.3 | 3.8 | 0.3 | 0.7 | .545 | 17.2 | | | | | | | | | | | |
| 5 |  | <div>JADEN SHACKELFORD</div> <div>G • 6-3 • 200 • Jr. • Hesperia, Calif.</div> <table><tr><th>PPG</th><th>RPG</th><th>APG</th><th>SPG</th><th>3FG%</th><th>MPG</th></tr><tr><td>17.1</td><td>5.7</td><td>1.6</td><td>0.9</td><td>.362</td><td>34.1</td></tr></table> | PPG | RPG | APG | SPG | 3FG% | MPG | 17.1 | 5.7 | 1.6 | 0.9 | .362 | 34.1 | <div>LAST GAME: 18 pts, 5 rebs, 3 asts at Kentucky</div> <div>NOTES: One of the top shooters in the SEC ... does everything else right-handed but is a left-handed shooter ... Jerry West Award Watch List and Preseason First Team All-SEC ... leading returning scorer ... poised to become the 53rd UA player to score 1,000 points (927) ... terrific finisher around the rim ... led team in FTs made and att..</div> | <div>SEASON HIGHS</div> <div>Pts: 28 vs. Gonzaga (12/4/21)</div> <div>Rebs: 10 2x, last vs. Iowa (11/25/21)</div> <div>Asts: 5 vs. Baylor (1/29/22)</div> <div>Stls: 4 vs. LSU (1/19/22)</div> |
| PPG | RPG | APG | SPG | 3FG% | MPG | | | | | | | | | | | |
| 17.1 | 5.7 | 1.6 | 0.9 | .362 | 34.1 | | | | | | | | | | | |
| 10 |  | <div>CHARLES BEDIAKO</div> <div>C • 7-0 • 215 • Fr. • Brampton, Ontario.</div> <table><tr><th>PPG</th><th>RPG</th><th>APG</th><th>SPG</th><th>BPG</th><th>MPG</th></tr><tr><td>6.7</td><td>4.3</td><td>0.7</td><td>0.7</td><td>1.7</td><td>17.9</td></tr></table> | PPG | RPG | APG | SPG | BPG | MPG | 6.7 | 4.3 | 0.7 | 0.7 | 1.7 | 17.9 | <div>LAST GAME: 6 pts, 5 rebs, 2 blks at Kentucky</div> <div>NOTES: One of two UA players from Canada ... a rim protector on defense and ability to run the floor ... considered a solid NBA prospect ... has the ability to play high above the rim and is a good rebounder ... competed for UPLAY Canada where he was teammates with Alabama freshmen Keon Ambrose-Hylton.</div> | <div>SEASON HIGHS</div> <div>Pts: 15 vs. Miss. State (2/16/22)</div> <div>Rebs: 8 2x, last vs. Kentucky (2/5/22)</div> <div>Asts: 2 3x, last at Miss. State (1/15/22)</div> <div>Blks: 6 2x, last vs. Miss. State (2/16/22)</div> |
| PPG | RPG | APG | SPG | BPG | MPG | | | | | | | | | | | |
| 6.7 | 4.3 | 0.7 | 0.7 | 1.7 | 17.9 | | | | | | | | | | | |
| 13 |  | <div>JAHVON QUINERLY</div> <div>G • 6-1 • 175 • Jr. • Hackensack, N.J.</div> <table><tr><th>PPG</th><th>RPG</th><th>APG</th><th>SPG</th><th>3FG%</th><th>MPG</th></tr><tr><td>13.9</td><td>3.1</td><td>4.5</td><td>0.7</td><td>.243</td><td>31.0</td></tr></table> | PPG | RPG | APG | SPG | 3FG% | MPG | 13.9 | 3.1 | 4.5 | 0.7 | .243 | 31.0 | <div>LAST GAME: 6 pts, 3 asts at Kentucky</div> <div>NOTES: 2021 SEC Tournament MVP ... garnered Preseason First Team All-SEC and Cousteau Award Watch List honors ... shifty, quick guard with strong ball-handling skills ... one of the top shooters in the SEC ... helped create the "Jelly" fad & has over 435k followers on Instagram and is Alabama's top-followed student-athlete.</div> | <div>SEASON HIGHS</div> <div>Pts: 26 vs. SDSU (11/12/21)</div> <div>Rebs: 6 2x, last vs. Auburn (1/11/22)</div> <div>Asts: 8 4x, last vs. Miss. State (2/16/22)</div> <div>Stls: 2 4x, last vs. Baylor (1/29/22)</div> |
| PPG | RPG | APG | SPG | 3FG% | MPG | | | | | | | | | | | |
| 13.9 | 3.1 | 4.5 | 0.7 | .243 | 31.0 | | | | | | | | | | | |
| 14 |  | <div>KEON ELLIS</div> <div>G • 6-6 • 170 • Sr. • Eustis, Fla.</div> <table><tr><th>PPG</th><th>RPG</th><th>APG</th><th>SPG</th><th>3FG%</th><th>MPG</th></tr><tr><td>11.7</td><td>5.9</td><td>1.8</td><td>1.9</td><td>.358</td><td>30.7</td></tr></table> | PPG | RPG | APG | SPG | 3FG% | MPG | 11.7 | 5.9 | 1.8 | 1.9 | .358 | 30.7 | <div>LAST GAME: 28 pts, 5 rebs, 4 stls at Kentucky</div> <div>NOTES: Smooth yet underrated 2-guard ... team's top two-way player with the ability to put up big numbers this season ... NBA Draft prospect ... brings a veteran quality to UA after spending two years at Florida SW State ... NJCAA All-America honors and No. 1 JUCO player in the nation in '20 ... older brother played basketball Jacksonville.</div> | <div>SEASON HIGHS</div> <div>Pts: 28 at Kentucky (2/19/22)</div> <div>Rebs: 13 vs. SDSU (11/12/21)</div> <div>Asts: 5 vs. Tennessee (12/29/21)</div> <div>Stls: 4 4x, last at Kentucky (2/19/22)</div> |
| PPG | RPG | APG | SPG | 3FG% | MPG | | | | | | | | | | | |
| 11.7 | 5.9 | 1.8 | 1.9 | .358 | 30.7 | | | | | | | | | | | |
| 21 |  | <div>BRITTON JOHNSON</div> <div>G • 6-4 • 185 • Sr. • Birmingham, Ala.</div> <table><tr><th>PPG</th><th>RPG</th><th>APG</th><th>SPG</th><th>3FG%</th><th>MPG</th></tr><tr><td>1.0</td><td>1.2</td><td>0.0</td><td>0.0</td><td>.000</td><td>3.0</td></tr></table> | PPG | RPG | APG | SPG | 3FG% | MPG | 1.0 | 1.2 | 0.0 | 0.0 | .000 | 3.0 | <div>LAST GAME: DNP at Kentucky</div> <div>NOTES: A walk-on who is in his fifth season at the University of Alabama ... was invited back for his "super" senior year after earning an undergraduate degree in business management in May of 2021 ... currently pursuing a master's in sport hospitality this year before entering law school next fall.</div> | <div>SEASON HIGHS</div> <div>Pts: 2 vs. Missouri (1/22/22)</div> <div>Rebs: 3 vs. Missouri (1/22/22)</div> <div>Asts:</div> <div>Stls:</div> |
| PPG | RPG | APG | SPG | 3FG% | MPG | | | | | | | | | | | |
| 1.0 | 1.2 | 0.0 | 0.0 | .000 | 3.0 | | | | | | | | | | | |
| 22 |  | <div>KEON AMBROSE-HYLTON</div> <div>F • 6-8 • 210 • So. • Toronto, Ontario</div> <table><tr><th>PPG</th><th>RPG</th><th>APG</th><th>SPG</th><th>BPG</th><th>MPG</th></tr><tr><td>1.1</td><td>0.9</td><td>0.4</td><td>0.1</td><td>0.1</td><td>4.9</td></tr></table> | PPG | RPG | APG | SPG | BPG | MPG | 1.1 | 0.9 | 0.4 | 0.1 | 0.1 | 4.9 | <div>LAST GAME: DNP at Kentucky</div> <div>NOTES: Athletic and powerful big man ... high motor and can run the floor ... blue-collar work ethic and is always the first one in the gym ... strength is around the rim where he uses his explosiveness and athletic ability ... teammates with fellow Canadian Charles Bediako at UPlay ... rated as one of the top prep players in all of Canada.</div> | <div>SEASON HIGHS</div> <div>Pts: 5 vs. Miami (11/28/21)</div> <div>Rebs: 3 at Florida (1/5/22)</div> <div>Asts: 2 vs. La Tech (11/9/21)</div> <div>Blks: 1 vs. La Tech (11/9/21)</div> |
| PPG | RPG | APG | SPG | BPG | MPG | | | | | | | | | | | |
| 1.1 | 0.9 | 0.4 | 0.1 | 0.1 | 4.9 | | | | | | | | | | | |
| 33 |  | <div>JAMES ROJAS</div> <div>F • 6-8 • 220 • Sr. • Jamestown, N.Y.</div> <table><tr><th>PPG</th><th>RPG</th><th>APG</th><th>SPG</th><th>BPG</th><th>MPG</th></tr><tr><td>5.1</td><td>2.7</td><td>0.5</td><td>0.7</td><td>0.1</td><td>12.7</td></tr></table> | PPG | RPG | APG | SPG | BPG | MPG | 5.1 | 2.7 | 0.5 | 0.7 | 0.1 | 12.7 | <div>LAST GAME: 6 mins at Kentucky</div> <div>NOTES: Injured knee and is sidelined until late-December ... effective around the basket and can knock down threes ... strong post-presence and solid post-defender ... plays with a toughness and a chip on his shoulder ... JUCO All-America at Hutchison CC ... from same hometown at assistant coach Bryan Hodgson.</div> | <div>SEASON HIGHS</div> <div>Pts: 9 vs. Miss. State (2/16/22)</div> <div>Rebs: 6 vs. Missouri (1/22/22)</div> <div>Asts: 2 at Georgia (1/25/22)</div> <div>Stls: 2 2x, last vs. Baylor (1/29/22)</div> |
| PPG | RPG | APG | SPG | BPG | MPG | | | | | | | | | | | |
| 5.1 | 2.7 | 0.5 | 0.7 | 0.1 | 12.7 | | | | | | | | | | | |

LAST TIME OUT: NO. 4 KENTUCKY 90, NO. 25 ALABAMA 81 | LEXINGTON, KY. | 2/19/22

Official Basketball Box Score - Final

Alabama at Kentucky

02/19/22 Rupp Arena, Lexington

2021-22 Men's Basketball

Game Time: 1:00 PM

Game Duration: 2:05

Attendance: 20,374

Officials: Pat Adams, Keith Kimble, Olanide Poole

Alabama - 81

Record: 17-10 (7-7)

| NO. | Name | Min | FG | M-A | 3P | M-A | FT | M-A | Rebounds | Fouls | TP | AS | TO | ST | Blocks | +/- |
|--------|-------------------|---------|-------|-------|-----|-----|----|-----|-----------|-------|----|----|----|----|--------|-----|
| | | | | | | | | | OR DR TOT | PF FD | | | | | BS BA | |
| 4 | Juwan Gary | F 11:20 | 1-3 | 1-2 | 0-2 | 2 | 0 | 2 | 1 | 1 | 3 | 0 | 1 | 0 | 1 | -2 |
| 10 | Charles Bediako | C 14:59 | 3-3 | 0-0 | 0-0 | 4 | 1 | 5 | 2 | 0 | 6 | 1 | 1 | 0 | 2 | 8 |
| 5 | Jaden Shackelford | G 36:07 | 5-15 | 5-12 | 3-3 | 1 | 4 | 5 | 1 | 1 | 18 | 3 | 0 | 0 | 2 | 0 |
| 13 | Jahvon Quinerly | G 20:41 | 3-10 | 0-4 | 0-0 | 0 | 1 | 1 | 2 | 0 | 6 | 3 | 1 | 0 | 0 | -11 |
| 14 | Keon Ellis | G 37:02 | 10-16 | 7-11 | 1-1 | 3 | 2 | 5 | 1 | 3 | 28 | 1 | 2 | 4 | 0 | -12 |
| 0 | Noah Gurley | 18:27 | 5-8 | 1-4 | 1-1 | 0 | 1 | 1 | 4 | 1 | 12 | 0 | 0 | 0 | 1 | -5 |
| 2 | Darius Miles | 26:19 | 1-5 | 0-3 | 0-0 | 1 | 1 | 2 | 2 | 0 | 2 | 2 | 2 | 1 | 0 | -2 |
| 3 | JD Davison | 23:10 | 2-7 | 0-2 | 2-2 | 3 | 4 | 7 | 1 | 1 | 6 | 5 | 2 | 0 | 0 | -7 |
| 33 | James Rojas | 05:51 | 0-2 | 0-2 | 0-0 | 0 | 0 | 0 | 2 | 0 | 0 | 0 | 0 | 1 | 0 | -12 |
| 1 | Jusaun Holt | 06:04 | 0-0 | 0-0 | 0-0 | 2 | 0 | 2 | 0 | 0 | 0 | 0 | 0 | 0 | 1 | -2 |
| Team | | | | | | | | | 1 | 1 | 2 | | | | | |
| Totals | | | 30-69 | 14-40 | 7-9 | 17 | 15 | 32 | 16 | 7 | 81 | 15 | 9 | 6 | 5 | -9 |

Shooting By Period

| | | | |
|-----|------|-------|-------|
| 1st | FG% | 17-37 | 45.9% |
| | 3PT% | 9-22 | 40.9% |
| | FT% | 3-5 | 60% |
| 2nd | FG% | 13-32 | 40.6% |
| | 3PT% | 5-18 | 27.8% |
| | FT% | 4-4 | 100% |
| GM | FG% | 30-69 | 43.5% |
| | 3PT% | 14-40 | 35.0% |
| | FT% | 7-9 | 77.8% |

Dead Ball Rebounds: 1, 0

Technical Fouls: Miles 1st 4:45

Kentucky - 90

Record: 22-5 (11-3)

| NO. | Name | Min | FG | M-A | 3P | M-A | FT | M-A | Rebounds | Fouls | TP | AS | TO | ST | Blocks | +/- |
|--------|------------------|---------|-------|------|-------|-----|----|-----|-----------|-------|----|----|----|----|--------|-----|
| | | | | | | | | | OR DR TOT | PF FD | | | | | BS BA | |
| 0 | Jacob Toppin | F 39:24 | 5-9 | 1-2 | 2-2 | 2 | 4 | 6 | 2 | 1 | 13 | 3 | 0 | 0 | 0 | 9 |
| 12 | Keion Brooks Jr. | F 37:13 | 7-12 | 1-1 | 3-4 | 4 | 4 | 8 | 2 | 2 | 18 | 2 | 2 | 2 | 2 | 0 |
| 34 | Oscar Tshiebwe | F 35:40 | 9-13 | 0-0 | 3-5 | 6 | 8 | 14 | 1 | 5 | 21 | 3 | 2 | 1 | 1 | 2 |
| 10 | Davion Mintz | G 38:37 | 2-9 | 0-2 | 3-4 | 0 | 1 | 1 | 0 | 3 | 7 | 2 | 0 | 3 | 0 | 1 |
| 31 | Kellan Grady | G 39:07 | 9-16 | 7-9 | 0-0 | 0 | 3 | 3 | 2 | 2 | 25 | 3 | 2 | 1 | 0 | 1 |
| 23 | Bryce Hopkins | 02:17 | 0-1 | 0-0 | 0-0 | 1 | 1 | 2 | 0 | 0 | 0 | 0 | 0 | 0 | 0 | -1 |
| 4 | Daimion Collins | 04:20 | 1-2 | 0-0 | 4-4 | 2 | 0 | 2 | 0 | 2 | 6 | 0 | 0 | 0 | 0 | 0 |
| 11 | Dontaia Allen | 02:16 | 0-0 | 0-0 | 0-0 | 0 | 0 | 0 | 0 | 0 | 0 | 0 | 0 | 0 | 0 | 0 |
| 55 | Lance Ware | 01:06 | 0-0 | 0-0 | 0-0 | 0 | 0 | 0 | 0 | 0 | 0 | 0 | 1 | 0 | 0 | 1 |
| Team | | | | | | | | | 1 | 2 | 3 | | | | | |
| Totals | | | 33-62 | 9-14 | 15-19 | 16 | 23 | 39 | 7 | 15 | 90 | 13 | 7 | 7 | 3 | 5 |

Technical Fouls: NONE

| | ALA | UKY |
|------------------|---------------------------|----------------------------|
| Biggest lead | 13 (1 st 5:35) | 16 (2 nd 10:50) |
| Best Scoring Run | 8 (2 nd 16:08) | 15 (2 nd 19:20) |
| Lead Changes | 3 | |
| Times Tied | 0 | |
| Time with Lead | 18:59 | 20:26 |

| Points from | ALA | UKY |
|---------------|-----|-----|
| Turnovers | 11 | 14 |
| Paint | 24 | 36 |
| Second Chance | 15 | 22 |
| Fast Breaks | 2 | 8 |
| Bench | 20 | 6 |

| Period by Period Scoring | | | |
|--------------------------|-----|-----|-----|
| | 1st | 2nd | TOT |
| ALA | 46 | 35 | 81 |
| UKY | 47 | 43 | 90 |

LEXINGTON, Ky. – The No. 25 Alabama men's basketball team fell on the road at No. 4 Kentucky Saturday, 90-81. The Crimson Tide held a double-digit lead late in the first half, but Wildcats' hot-shooting over the final 20 minutes was too much to overcome.

Senior guard Keon Ellis led the Crimson Tide (17-10, 7-7 SEC) offense with a career-high 28 points, knocking down 10-of-16 shots from the field and 7-of-11 from deep. He also added five rebounds and tied his career-high of four steals in the losing effort. Junior Jaden Shackelford added 18 points and five rebounds while graduate transfer Noah Gurly came off the bench to account for 12 points.

A 21-point, 14-rebound double-double performance from UK's Oscar Tshiebwe led the Wildcats (22-5, 11-3) while guard Kellan Grady added 25 points on 7-of-9 shooting from beyond the arc.

HEAD COACH NATE OATS POSTGAME COMMENTS

"It was a disappointing effort. We had Shackelford and Keon go a combined 12-of-23 from three and it got wasted. We told them when we got off to the hot start that our defense wasn't going to be good enough to win the game unless we put forth a better effort. We gave up a 1.48 (points per possession) and that's not good enough. Our offense was good enough to win the game, but we couldn't get stops when we needed. We should've been up 20 with our hot start if we guarded like we were supposed to. They played the whole game without a point guard and we only turned them over seven times. We just didn't play hard enough to win a tough road game."

TEAM STATS

- Alabama leads the nation, now having played its sixth AP Top-5 opponent this season and fourth in a seven-game stretch
- Ellis recorded 20 or more points in a game for the third time in his career

- Ellis (7-of-11) and Shackelford (5-of-12) went a combined 12-of-23 (52 percent) while the rest of the team finished at 2-of-17 (12 percent)
- Alabama falls to 2-5 in true road contests this season while Kentucky improved to 16-0 in home games

FIRST HALF

- Alabama came out hot, making 7-of-10 from the floor, including 3-of-4 threes, in the opening 4:30 minutes of the game to take a 17-9 lead at the first media
- The two teams traded points as Alabama controlled most of the half with its largest lead coming at 5:35 for a 13-point edge over the Wildcats (41-28)
- A late 13-0 run by Kentucky over the final 3:29 of the half flipped an eight-point Alabama lead into a 47-46 Wildcat advantage
- Ellis made 6-of-7 from the floor including 5-of-6 shots from beyond the arc to lead the Crimson Tide with 17 points in the half
- As a team the Tide made 17-of-37 field goals, including 9-of-22 from deep, while Kentucky went 16-of-32 from the floor and 3-of-5 from beyond the arc

SECOND HALF

- After a Shackelford three-pointer gave Alabama a 56-54 lead with just over 16 minutes left, Kentucky went on a 20-2 run that lasted more than five minutes and resulted in a 74-58 Wildcats' lead with 10:50 on the clock
- Alabama cut the lead, outscoring UK 15-6 over the next six minutes of play to move within seven points at 80-73, but would not get any closer
- The Tide allowed the Wildcats to shoot 57 percent (17-of-30) from the field and 67 percent (6-of-9) from the beyond the arc over the final 20 minutes

2021-22 TOP PERFORMANCES

| CATEGORY | ALABAMA | OPPONENTS |
|----------------------|---|---|
| Points | 30 by Jaden Shackelford at Ole Miss, 2/9/22 | 33, Jarkel Joiner, Ole Miss, 2/9/22 |
| Field Goals Made | 11 by Jahvon Quinerly vs. South Dakota State, 11/12/21 | 12, Jarkel Joiner, Ole Miss, 2/9/22 |
| Field Goal Attempts | 24 by Jahvon Quinerly vs. South Dakota State, 11/12/21 | 25, Marcus Sasser, Houston, 12/11/21 |
| 3-Pointers Made | 8 by Jaden Shackelford at Ole Miss, 2/9/22 | 7, Kellan Grady, Kentucky, 2/19/22 |
| 3-Pointers Attempted | 15 2x, last by Jahvon Quinerly vs. South Dakota State, 11/12/21 | 14 2x, last by Marcus Sasser, Houston, 12/11/21 |
| Rebounds | 13 by Keon Ellis vs. South Dakota State, 11/12/21 | 18, Baylor Scheierman, South Dakota State, 11/12/21 |
| Assists | 10, 2x, last by JD Davison at Memphis, 12/14/21 | 9, Luis Rodriguez, Ole Miss, 2/9/22 |
| Steals | 4 6x, last by Keon Ellis at Kentucky, 2/19/22 | 4, 5x, last by Oscar Tshiebwe, Kentucky, 2/5/22 |
| Blocks | 6 2x, last by Charles Bediako vs. Mississippi State, 2/16/22 | 8, Walker Kessler, Auburn, 2/1/22 |

TIDE

TALE OF THE TAPE

COMMODORES

| 2021-22 | Season | 2021-22 |
|---------|----------|---------|
| 17-10 | Overall | 14-12 |
| 7-7 | SEC | 6-8 |
| 6-4 | Last 10 | 4-6 |
| 3-2 | Last 5 | 3-2 |
| 80.4 | PPG | 69.3 |
| 76.0 | OPP PPG | 66.7 |
| +4.4 | Margin | +2.7 |
| .446 | FG% | .419 |
| .432 | FG% DEF | .421 |
| .310 | 3PT% | .328 |
| .327 | 3PT% DEF | .302 |
| 9.2 | 3PT MPG | 8.1 |
| .721 | FT% | .690 |
| 40.1 | RPG | 34.0 |
| 36.7 | OPP RPG | 35.2 |
| +3.4 | Margin | -1.2 |
| 14.5 | APG | 10.9 |
| 13.8 | TOs PG | 13.5 |
| 5.1 | BPG | 3.1 |
| 6.9 | SPG | 7.7 |

SERIES HISTORY

| | |
|-----------------------|---|
| Overall Series Record | Alabama leads, 73-70 |
| Last Five Contests | Alabama leads, 4-1 |
| Last 10 Contests | Tied, 5-5 |
| At Vanderbilt | 23-44 (streak: won 2) |
| At Alabama | 46-20 (streak: won 1) |
| At Coleman Coliseum | 27-13 |
| Neutral Site | 4-5 |
| Series Streak | Alabama won 1 |
| Last Meeting | Feb. 23, 2019 (Alabama 82, Vanderbilt 78) |

ABOUT VANDERBILT

• Vanderbilt improved to 14-12 overall and 6-8 in SEC play following a 72-67 home victory over Texas A&M last Saturday. It marked the fourth Commodores' win over their last seven games after beginning the league slate with five losses across their the opening seven contests.

• Vandy began league play by dropping its first three home games against SEC foes, however, has turned things by winning four consecutive games inside Memorial Gymnasium.

• Junior guard Scottie Pippen Jr. is having a season that has led to him being considered for this season's SEC Player of the Year. Pippen leads the conference in scoring average at 19.5 points per game while also ranking among the SEC leaders in minutes played (32.2, 5th), steals (1.9, 9th), assists (3.8, 10th) and field goal percentage (42.6 percent, 10th). He also tops Vandy in field goals made (159) and field goals attempted (373).

• Junior guard/forward Jordan Wright also averages double-figures at 12.3 points per contest while also topping the team with 6.1 rebounds a game. Together with Pippen, the duo's 31.8 combined scoring average places them as the top scoring tandem in the SEC. Meanwhile, sophomore guard Myles Stute ranks seventh in the SEC at 2.1 threes made per game while adding 8.5 ppg. He also leads the Commodores in three-point shooting (43.5 percent, 54-of-124).

• As a team, Vanderbilt is outscoring the opposition by 2.7 points per game (69.3-66.7) while shooting 41.9 percent from the floor and 32.8 percent from beyond the arc. Defensively, the Commodores are allowing teams to shoot 42.1 percent for the field and 30.2 percent from deep. In SEC games, Vandy is second in both three-point field goal percentage defense (.291) and three-point field goal shooting (.359).

• Vanderbilt head coach Jerry Stackhouse is in his third season at the helm of the program and owns a record of 34-49 (.410) and a 12-36 (.250). After totaling six league wins across his first two seasons, head coach Jerry Stackhouse has matched that total this season at 6-8 in the conference which is good for 10th in the league standings. Additionally, the 14 wins on the season are the most by the Commodores since the 2016-17 campaign.

ASSOCIATED PRESS POLL

| WEEK 16 (FEB. 21) | Rank | Team (FPV) | Record | Points | Prev. Rank |
|-------------------|------|--------------|--------|--------|------------|
| 1 | | Gonzaga (61) | 23-2 | 1,525 | 1 |
| 2 | | Arizona | 24-2 | 1,461 | 3 |
| 3 | | Auburn | 24-3 | 1,313 | 2 |
| 4 | | Purdue | 24-4 | 1,299 | 5 |
| 5 | | Kansas | 22-4 | 1,297 | 6 |
| 6 | | Kentucky | 22-5 | 1,248 | 4 |
| 7 | | Duke | 23-4 | 1,146 | 9 |
| 8 | | Villanova | 21-6 | 1,071 | 10 |
| 9 | | Texas Tech | 21-6 | 1,066 | 11 |
| 10 | | Baylor | 22-5 | 984 | 7 |
| 11 | | Providence | 22-3 | 910 | 8 |
| 12 | | UCLA | 19-5 | 802 | 13 |
| 13 | | Wisconsin | 21-5 | 735 | 15 |
| 14 | | Houston | 22-4 | 734 | 14 |
| 15 | | Illinois | 19-7 | 666 | 12 |
| 16 | | USC | 23-4 | 586 | 17 |
| 17 | | Tennessee | 19-7 | 580 | 16 |
| 18 | | Arkansas | 21-6 | 502 | 23 |
| 19 | | Murray State | 26-2 | 371 | 21 |
| 20 | | Texas | 19-8 | 349 | 20 |
| 21 | | UConn | 19-7 | 340 | 24 |
| 22 | | Ohio State | 16-7 | 320 | 18 |
| 23 | | Saint Mary's | 22-6 | 148 | NR |
| 24 | | Alabama | 17-10 | 63 | 25 |
| 25 | | Iowa | 18-8 | 59 | NR |

Others receiving votes: Michigan State 58, Rutgers 35, Wyoming 24, Boise State 22, Davidson 19, San Diego State 14, South Dakota State 13, LSU 13, Marquette 12, Wake Forest 11, Colorado State 10, Belmont 5, Notre Dame 4, SMU 3, Xavier 2, North Texas 2, Creighton 1, Vermont 1, Wagner 1.

USA TODAY/COACHES POLL

| WEEK 16 (FEB. 21) | Rank | Team (FPV) | Record | Points | Prev. Rank |
|-------------------|------|----------------|--------|--------|------------|
| 1 | | Gonzaga (32) | 23-2 | 800 | 1 |
| 2 | | Arizona | 24-2 | 757 | 4 |
| 3 | | Kentucky | 22-5 | 682 | 3 |
| 4 | | Auburn | 24-3 | 669 | 2 |
| 5 | | Kansas | 22-4 | 658 | 6 |
| 6 | | Duke | 23-4 | 652 | 5 |
| 7 | | Purdue | 24-4 | 643 | 7 |
| 8 | | Villanova | 21-6 | 546 | 10 |
| 9 | | Texas Tech | 21-6 | 534 | 11 |
| 10 | | Providence | 22-3 | 511 | 9 |
| 11 | | Baylor | 22-5 | 509 | 8 |
| 12 | | Wisconsin | 21-5 | 434 | 16 |
| 13 | | UCLA | 19-5 | 394 | 14 |
| 14 | | Illinois | 19-7 | 375 | 12 |
| 15 | | Houston | 22-4 | 333 | 15 |
| 16 | | USC | 23-4 | 325 | 17 |
| 17 | | Tennessee | 19-7 | 311 | 13 |
| 18 | | Arkansas | 21-6 | 211 | T24 |
| 19 | | Ohio State | 16-7 | 179 | 18 |
| 20 | | UConn | 19-7 | 170 | T24 |
| 21 | | Murray State | 26-2 | 163 | 21 |
| 22 | | Texas | 19-8 | 151 | 20 |
| 23 | | Saint Mary's | 22-6 | 75 | RV |
| 24 | | Michigan State | 18-8 | 72 | 19 |
| 25 | | Alabama | 17-10 | 46 | RV |

Others receiving votes: Wyoming 34, Marquette 31, Wake Forest 26, Iowa 19, Rutgers 17, Notre Dame 17, Creighton 12, Boise State 12, Colorado State 11, SMU 5, Davidson 4, San Diego State 4, Miami 3, Seton Hall 2, North Texas 2, San Francisco 1.

ALABAMA IN THE POLLS WEEK-BY-WEEK

| WEEK | AP/USA TODAY | WEEK | AP/USA TODAY |
|------|--------------|------|-----------------|
| PRE | 14/13 | 9 | 15/20 |
| 1 | 14/- | 10 | 24/25 |
| 2 | 10/9 | 11 | RV (29)/RV (29) |
| 3 | 16/16 | 12 | RV (27)/RV (26) |
| 4 | 9/9 | 13 | RV (26)/RV (26) |
| 5 | 6/8 | 14 | RV (32)/RV (29) |
| 6 | 10/11 | 15 | 25/RV (26) |
| 7 | 19/19 | 16 | 25/24 |

QUICK FACTS

| | |
|---|---------------------------|
| Location | Tuscaloosa, Ala. |
| Enrollment | 38,320 |
| Founded | April 12, 1831 |
| Conference | Southeastern (West) |
| Colors | Crimson and White |
| Nickname | Crimson Tide |
| President | Dr. Stuart Bell |
| Director of Athletics | Greg Byrne |
| Faculty Athletics Representative | Dr. James King |
| Sport Administrator | J Batt |
| Arena | Coleman Coliseum (14,474) |

Coaching Staff

| | |
|----------------------------------|--|
| Head Coach | Nate Oats |
| Alma Mater | Maranatha Baptist, 1998 |
| Record at Alabama | 59-32, .648 (3rd Season) |
| Career Record | 155-75, .674 (7th Season) |
| Assistant Coaches | Charlie Henry Bryan Hodgson Antoine Pettway |
| Director of Scouting & Analytics | Adam Bauman |
| Director of Operations | Alex Accetta |
| Special Asst. to the Head Coach | Donovan Kates |
| Director of Video Services | Derek Rongstad |
| Director of Player Development | Christian Pino |
| Strength and Conditioning | ALKCmrl050Mike Snowden |
| Athletic Trainer | Clarke Holter |
| Nutritionist | Amanda Branson |
| Mental Skills Coach | Dr. Arnie Guin |
| Graduate Managers | Jamie Baker, Ikenna Smart, Jackson Patton, Tayyab Zahid |

Team Information

| | |
|---------------------------------|----------------------------|
| 2020-21 Record | 26-7 |
| 2020-21 SEC Record | 16-2 |
| 2021 Postseason | NCAA Tournament (Sweet 16) |
| Final Rankings (AP/Coaches) | No. 5/No. 5 |
| 2020-21 H/A/N Record | 12-1/7-3/7-3 |
| Starters Returning/Lost | 1/4 |
| Letterwinners Returning/Lost | 10/6 |
| Newcomers (including transfers) | 5 |

Program History

| | |
|----------------------------------|----------------------|
| All-Time Record | 1,734-1,078-1 (.616) |
| SEC Record | 822-635 (.565) |
| SEC Regular Season Championships | 8 |
| SEC Tournament Record | 70-53 (.569) |
| SEC Tournament Championships | 7 |
| NCAA Appearances | 21 (21-21, .500) |
| NIT Appearances | 16 |

Athletics Communications

| | |
|-------------------------------|--|
| Director (Basketball Contact) | Aaron Jordan |
| Office | 205-348-6084 |
| Mobile | 205-913-1979 |
| E-mail | ajordan@ia.ua.edu |
| Secondary Basketball Contact | Stephanie Withey |
| E-mail | swithey@ia.ua.edu |
| Fax | 205-348-8841 |
| Website | www.RollTide.com |
| Mailing Address | 1201 Coliseum Drive - Room 170 Tuscaloosa, Ala. 35487 |

2021-22 NUMERICAL ROSTER

| No. | Name | Pos. | Ht. | Wt. | Cl. | Major | Hometown (Previous School) |
|-----|---------------------------|------|------|-----|-------|-----------------------|--|
| 0 | Noah Gurley# | F | 6-8 | 210 | Gr. | Sport Hospitality | Fayetteville, Ga. (Furman) |
| 1 | Jusaun Holt | G | 6-6 | 190 | Fr. | Exercise Science | Roswell, Ga. (St. Francis Day School) |
| 2 | Darius Miles | F | 6-6 | 185 | So. | Communication | Washington, D.C. (IMG Academy) |
| 3 | JD Davison | G | 6-3 | 175 | Fr. | Business | Letohatchee, Ala. (Calhouns HS) |
| 4 | Juwan Gary | F | 6-6 | 218 | So. | Communication Studies | Columbia, S.C. (West Charlotte HS) |
| 5 | Jaden Shackelford | G | 6-3 | 200 | Jr. | Advertising | Hesperia, Calif. (Hesperia HS) |
| 10 | Charles Bediako | C | 7-0 | 215 | Fr. | Finance | Brampton, Ontario (IMG Academy) |
| 12 | Delaney Heard | G | 6-3 | 198 | So. | Kinesiology | Canton, Ga. (Oak Hill Academy) |
| 13 | Jahvon Quinerly | G | 6-1 | 175 | Jr. | General Studies | Hackensack, N.J. (Villanova) |
| 14 | Keon Ellis | G | 6-6 | 170 | Sr. | Business | Eustis, Fla. (Florida SW State) |
| 15 | Tyler Barnes | F | 6-8 | 201 | Gr. | Sports Hospitality | Louisville, Ky. (St. Xavier HS) |
| 21 | Britton Johnson | G | 6-4 | 183 | Sr. | Sport Hospitality | Mountain Brook, Ala. (Mountain Brook HS) |
| 22 | Keon Ambrose-Hylton | F | 6-8 | 210 | So. | Exercise Science | Toronto, Ontario (Andrews Osborne Academy) |
| 24 | Jaden Quinerly | G | 6-0 | 155 | So. | Business | Hackensack, N.J. (Ramsey HS) |
| 25 | Nimari Burnett% | G | 6-4 | 190 | So. | Business | Chicago, Ill. (Texas Tech) |
| 30 | Adam Cottrell | G | 6-3 | 200 | Jr. | Operations Management | Flowery Branch, Ga. (Lakeview Academy) |
| 33 | James Rojas | F | 6-8 | 220 | Sr. | Post Graduate | Jamestown, N.Y. (Hutchinson CC) |
| 35 | Alex Tchikou ^a | F | 6-11 | 225 | R-Fr. | Business | Paris, France (Dream City Christian) |

Graduate transfer

% Transfer and immediately eligible to suit up for the 2021-22 season

^a Injured and was redshirted during the 2020-21 season

2021-22 ALPHABETICAL ROSTER

| No. | Name | Pos. | Ht. | Wt. | Cl. | Major | Hometown (Previous School) |
|-----|---------------------------|------|------|-----|-------|-----------------------|--|
| 22 | Keon Ambrose-Hylton | F | 6-8 | 210 | So. | Exercise Science | Toronto, Ontario (Andrews Osborne Academy) |
| 15 | Tyler Barnes | F | 6-8 | 201 | Gr. | Sports Hospitality | Louisville, Ky. (St. Xavier HS) |
| 10 | Charles Bediako | C | 7-0 | 215 | Fr. | Finance | Brampton, Ontario (IMG Academy) |
| 25 | Nimari Burnett% | G | 6-4 | 190 | So. | Business | Chicago, Ill. (Texas Tech) |
| 30 | Adam Cottrell | G | 6-3 | 200 | Jr. | Operations Management | Flowery Branch, Ga. (Lakeview Academy) |
| 3 | JD Davison | G | 6-3 | 175 | Fr. | Business | Letohatchee, Ala. (Calhouns HS) |
| 14 | Keon Ellis | G | 6-6 | 170 | Sr. | Business | Eustis, Fla. (Florida SW State) |
| 4 | Juwan Gary | F | 6-6 | 218 | So. | Communication Studies | Columbia, S.C. (West Charlotte HS) |
| 0 | Noah Gurley# | F | 6-8 | 210 | Gr. | Sport Hospitality | Fayetteville, Ga. (Furman) |
| 12 | Delaney Heard | G | 6-3 | 198 | So. | Kinesiology | Canton, Ga. (Oak Hill Academy) |
| 1 | Jusaun Holt | G | 6-6 | 190 | Fr. | Exercise Science | Roswell, Ga. (St. Francis Day School) |
| 21 | Britton Johnson | G | 6-4 | 183 | Sr. | Sport Hospitality | Mountain Brook, Ala. (Mountain Brook HS) |
| 2 | Darius Miles | F | 6-6 | 185 | So. | Communication | Washington, D.C. (IMG Academy) |
| 24 | Jaden Quinerly | G | 6-0 | 155 | So. | Business | Hackensack, N.J. (Ramsey HS) |
| 13 | Jahvon Quinerly | G | 6-1 | 175 | Jr. | General Studies | Hackensack, N.J. (Villanova) |
| 33 | James Rojas | F | 6-8 | 220 | Sr. | Post Graduate | Jamestown, N.Y. (Hutchinson CC) |
| 5 | Jaden Shackelford | G | 6-3 | 200 | Jr. | Advertising | Hesperia, Calif. (Hesperia HS) |
| 35 | Alex Tchikou ^a | F | 6-11 | 225 | R-Fr. | Business | Paris, France (Dream City Christian) |

Graduate transfer

% Transfer and immediately eligible to suit up for the 2021-22 season

^a Injured and was redshirted during the 2020-21 season

CLASS

FRESHMAN

| | |
|-------------------------|--|
| Jusuan Holt | |
| JD Davison | |
| Charles Bediako | |
| Alex Tchikou (Redshirt) | |

SOPHOMORES

| | |
|---------------------|--|
| Darius Miles | |
| Juwan Gary | |
| Delaney Heard | |
| Keon Ambrose-Hylton | |
| Jaden Quinerly | |
| Nimari Burnett | |

JUNIORS

| | |
|-------------------|--|
| Jaden Shackelford | |
| Jahvon Quinerly | |
| Adam Cottrell | |

SENIORS/GRADUATES

| | |
|--------------------|--|
| Keon Ellis | |
| Britton Johnson | |
| James Rojas | |
| Noah Gurley (Gr.) | |
| Tyler Barnes (Gr.) | |

PRONUNCIATION GUIDE

PLAYERS

| | |
|-----------------|---------------|
| Charles Bediako | Bed-EE-ah-koe |
| Nimari Burnett | Nih-mahr-EE |
| Jusaun Holt | JU-sahn |
| Juwan Gary | Juh-WAHN |
| Jahvon Quinerly | Juh-VON |
| James Rojas | ROE-hoss |
| Alex Tchikou | CHEE-koo |

COACHES

| | |
|-----------------|-----------|
| Adam Bauman | BO-man |
| Arnie Guin | GYOO-in |
| Bryan Hodgson | HODGE-sun |
| Antoine Pettway | PETT-way |

WHAT'S TRENDING?

LAST 4 (3-1)

Team Box Score

| No. | Player | | | | Total | | 3-Point | | F-Throw | | Rebounds | | | | | | | | | | | | |
|-----------|--------------------|-------|--------|------|---------|------|----------|------|---------|-------|----------|-----|-----|------|----|----|----|----|-----|-----|-----|------|--|
| | | GP-GS | MIN | AVG | FG-FGA | FG% | 3FG-3FGA | 3FG% | FT-FTA | FT% | OFF | DEF | TOT | AVG | PF | DQ | A | TO | BLK | STL | PTS | AVG | |
| 5 | SHACKELFORD, Jaden | 4-4 | 140:08 | 35.0 | 24-59 | .407 | 14-37 | .378 | 8-12 | .667 | 6 | 17 | 23 | 5.8 | 8 | 0 | 7 | 10 | 0 | 2 | 70 | 17.5 | |
| 14 | ELLIS, Keon | 4-4 | 117:14 | 29.3 | 17-34 | .500 | 9-22 | .409 | 5-5 | 1.000 | 6 | 11 | 17 | 4.3 | 8 | 0 | 6 | 5 | 3 | 6 | 48 | 12.0 | |
| 3 | DAVISON, JD | 4-1 | 94:29 | 23.6 | 15-28 | .536 | 3-9 | .333 | 9-11 | .818 | 6 | 18 | 24 | 6.0 | 4 | 0 | 18 | 13 | 2 | 3 | 42 | 10.5 | |
| 13 | QUINERLY, Jahvon | 4-3 | 118:53 | 29.7 | 17-42 | .405 | 4-17 | .235 | 4-6 | .667 | 0 | 5 | 5 | 1.3 | 5 | 0 | 23 | 13 | 2 | 0 | 42 | 10.5 | |
| 10 | BEDIAKO, Charles | 4-3 | 71:11 | 17.8 | 14-18 | .778 | 0-0 | .000 | 6-11 | .545 | 7 | 9 | 16 | 4.0 | 8 | 0 | 2 | 3 | 11 | 2 | 34 | 8.5 | |
| 0 | GURLEY, Noah | 4-2 | 68:32 | 17.1 | 14-28 | .500 | 4-15 | .267 | 1-1 | 1.000 | 5 | 8 | 13 | 3.3 | 11 | 0 | 1 | 4 | 5 | 1 | 33 | 8.3 | |
| 33 | ROJAS, James | 4-0 | 34:16 | 8.6 | 5-9 | .556 | 2-4 | .500 | 8-8 | 1.000 | 2 | 5 | 7 | 1.8 | 11 | 0 | 2 | 2 | 0 | 1 | 20 | 5.0 | |
| 2 | MILES, Darius | 4-0 | 73:37 | 18.4 | 5-16 | .313 | 3-12 | .250 | 6-6 | 1.000 | 2 | 14 | 16 | 4.0 | 6 | 0 | 4 | 3 | 0 | 4 | 19 | 4.8 | |
| 4 | GARY, Juwan | 4-3 | 36:35 | 9.1 | 5-10 | .500 | 1-3 | .333 | 2-4 | .500 | 3 | 3 | 6 | 1.5 | 4 | 0 | 0 | 2 | 1 | 1 | 13 | 3.3 | |
| 1 | HOLT, Jusaun | 4-0 | 45:05 | 11.3 | 2-4 | .500 | 1-2 | .500 | 0-0 | .000 | 3 | 9 | 12 | 3.0 | 2 | 0 | 3 | 2 | 1 | 0 | 5 | 1.3 | |
| Team | | | | | | | | | | | 9 | 9 | 18 | | | | | 2 | | | | | |
| Total | | 4 | 800 | | 118-248 | .476 | 41-121 | .339 | 49-64 | .766 | 49 | 108 | 157 | 39.3 | 67 | 0 | 66 | 59 | 25 | 20 | 326 | 81.5 | |
| Opponents | | 4 | 800 | | 113-271 | .417 | 33-84 | .393 | 56-76 | .737 | 60 | 92 | 152 | 38.0 | 61 | 2 | 54 | 39 | 11 | 27 | 315 | 78.8 | |

AWAY GAMES (2-6)

Team Box Score

| No. | Player | | | | Total | | 3-Point | | F-Throw | | Rebounds | | | | | | | | | | | | | |
|-----------|----------------------|-------|--------|------|---------|------|----------|------|---------|-------|----------|-----|-----|------|-----|----|-----|-----|-----|-----|-----|------|--|--|
| | | GP-GS | MIN | AVG | FG-FGA | FG% | 3FG-3FGA | 3FG% | FT-FTA | FT% | OFF | DEF | TOT | AVG | PF | DQ | A | TO | BLK | STL | PTS | AVG | | |
| 5 | SHACKELFORD, Jaden | 8-8 | 283:41 | 35.5 | 46-112 | .411 | 32-74 | .432 | 28-36 | .778 | 8 | 26 | 34 | 4.3 | 15 | 0 | 12 | 17 | 1 | 9 | 152 | 19.0 | | |
| 14 | ELLIS, Keon | 8-8 | 241:14 | 30.2 | 42-89 | .472 | 22-53 | .415 | 17-19 | .895 | 17 | 28 | 45 | 5.6 | 22 | 0 | 15 | 14 | 7 | 22 | 123 | 15.4 | | |
| 13 | QUINERLY, Jahvon | 8-7 | 230:25 | 28.8 | 37-97 | .381 | 8-42 | .190 | 13-18 | .722 | 7 | 20 | 27 | 3.4 | 20 | 0 | 33 | 24 | 0 | 3 | 95 | 11.9 | | |
| 0 | GURLEY, Noah | 8-1 | 126:10 | 15.8 | 26-44 | .591 | 7-18 | .389 | 3-4 | .750 | 13 | 11 | 24 | 3.0 | 23 | 2 | 1 | 7 | 3 | 1 | 62 | 7.8 | | |
| 3 | DAVISON, JD | 8-1 | 206:50 | 25.9 | 22-48 | .458 | 5-18 | .278 | 10-15 | .667 | 9 | 21 | 30 | 3.8 | 13 | 0 | 44 | 14 | 6 | 7 | 59 | 7.4 | | |
| 4 | GARY, Juwan | 7-6 | 122:31 | 17.5 | 19-36 | .528 | 3-11 | .273 | 8-13 | .615 | 11 | 11 | 22 | 3.1 | 18 | 1 | 1 | 5 | 4 | 4 | 49 | 7.0 | | |
| 10 | BEDIAKO, Charles | 8-8 | 141:49 | 17.7 | 22-37 | .595 | 0-1 | .000 | 10-14 | .714 | 22 | 18 | 40 | 5.0 | 19 | 0 | 7 | 6 | 12 | 7 | 54 | 6.8 | | |
| 2 | MILES, Darius | 8-0 | 122:43 | 15.3 | 10-34 | .294 | 7-22 | .318 | 10-10 | 1.000 | 7 | 8 | 15 | 1.9 | 17 | 0 | 6 | 7 | 4 | 3 | 37 | 4.6 | | |
| 33 | ROJAS, James | 5-1 | 70:09 | 14.0 | 6-17 | .353 | 3-10 | .300 | 8-12 | .667 | 5 | 5 | 10 | 2.0 | 16 | 1 | 4 | 5 | 0 | 5 | 23 | 4.6 | | |
| 22 | AMBROSE-HYLTON, Keon | 2-0 | 09:41 | 4.8 | 1-4 | .250 | 0-0 | .000 | 0-0 | .000 | 1 | 2 | 3 | 1.5 | 2 | 0 | 1 | 1 | 0 | 1 | 2 | 1.0 | | |
| 1 | HOLT, Jusaun | 5-0 | 37:46 | 7.6 | 1-2 | .500 | 0-0 | .000 | 0-0 | .000 | 3 | 8 | 11 | 2.2 | 4 | 0 | 4 | 1 | 1 | 0 | 2 | 0.4 | | |
| 21 | JOHNSON, Britton | 1-0 | 07:01 | 7.0 | 0-2 | .000 | 0-2 | .000 | 0-0 | .000 | 1 | 0 | 1 | 1.0 | 0 | 0 | 0 | 0 | 0 | 0 | 0 | 0.0 | | |
| Team | | | | | | | | | | | 7 | 16 | 23 | | | | | 4 | | | | | | |
| Total | | 8 | 1600 | | 232-522 | .444 | 87-251 | .347 | 107-141 | .759 | 111 | 174 | 285 | 35.6 | 169 | 4 | 128 | 105 | 38 | 62 | 658 | 82.3 | | |
| Opponents | | 8 | 1600 | | 231-485 | .476 | 61-172 | .355 | 164-220 | .745 | 107 | 201 | 308 | 38.5 | 128 | 2 | 119 | 96 | 32 | 54 | 687 | 85.9 | | |

WHO'S HOT?

**JADEN SHACKELFORD**

GUARD Jr. • 6-3 • 200

Hesperia, Calif.
(Hesperia HS)**LAST 10 GAMES:**

18.8 PPG

5.3 RPG

2.0 APG

1.2 SPG

3.1 3s Made Per Game

35.3 MPG

Five games of 20 or more points

**CHARLES BEDIAKO**

CENTER Fr. • 7-0 • 225

Brampton, Ontario
(IMG Academy)**LAST FIVE GAMES:**

9.8 PPG

4.8 RPG

2.4 BPG

18.3 MPG

81.1 FG% (18-of-22)

**JD DAVISON**

GUARD Fr. • 6-3 • 195

Latohatchee, Ala.
(Calhoun HS)**LAST FOUR GAMES:**

10.5 PPG

6.0 RPG

4.5 APG

53.6 FG% (15-of-28)

Named SEC Freshman of the
Week (Feb. 14)

BLUE COLLAR PTS

The Hard Hat Award is something created by head coach Nate Oats which is handed out to a Crimson Tide men's basketball player at the end of each game. The Blue Collar point system accumulates over the course of a game with the highest game total receiving the Hard Hat. Deflections, steals, blocks, rebounds and loose balls count for one point. Offensive rebounds are worth 1.5 points, floor dives are two and charges are worth four points. Below is Blue Collar list for each game and cumulative totals from last year:

| OPPONENT | TEAM TOTAL | HARD HAT AWARD |
|----------------------|------------|--------------------------|
| Louisiana Tech | 102 | Juwan Gary (20.5) |
| South Dakota State | 94 | Keon Ellis (25.5) |
| South Alabama | 102 | Charles Bediako (23.5) |
| Oakland | 101 | Jaden Shackelford (15.5) |
| vs. Iona | 86 | Jahvon Quinerly (14.5) |
| vs. Drake | 95 | Juwan Gary (21) |
| vs. Miami | 82.5 | JD Davison (13) |
| vs. Gonzaga | 120.5 | Darius Miles (22) |
| Houston | 85.5 | Juwan Gary (18.5) |
| at Memphis | 102.5 | JD Davison (19.5) |
| Jacksonville State | 100 | Charles Bediako (22) |
| vs. Davidson | 90 | Gurley/Ellis (17) |
| Tennessee | 87.5 | Keon Ellis (21) |
| at Florida | 107 | Keon Ellis (20.5) |
| at Missouri | 85 | JD Davison (14.5) |
| Auburn | 105.5 | Keon Ellis (22.5) |
| at Mississippi State | 103.5 | Jaden Shackelford (17) |
| LSU | 116.5 | Noah Gurley (20.5) |
| Missouri | 107.5 | Jaden Shackelford (21.5) |
| at Georgia | 117 | James Rojas (21.5) |
| Baylor | 92.5 | Jaden Shackelford (28.5) |
| at Auburn | 92 | Keon Ellis (16) |
| Kentucky | 97 | James Rojas (15.5) |
| at Ole Miss | 84 | Noah Gurley (15) |
| Arkansas | 93 | Jaden Shackelford (15.5) |
| Mississippi State | 103 | Charles Bediako (19.5) |
| at Kentucky | 84.5 | Keon Ellis (19.5) |

HARD HAT WINNERS

| | |
|-------------------|---|
| Keon Ellis | 7 |
| Jaden Shackelford | 5 |
| Noah Gurley | 3 |
| JD Davison | 3 |
| Juwan Gary | 3 |
| Charles Bediako | 3 |
| James Rojas | 2 |
| Darius Miles | 1 |
| Jahvon Quinerly | 1 |

CUMULATIVE BLUE COLLAR POINTS TOTAL

| | |
|---------------------|--------------|
| Keon Ellis | 421 |
| Jaden Shackelford | 361.5 |
| Charles Bediako | 319 |
| Darius Miles | 268 |
| JD Davison | 263 |
| Noah Gurley | 263 |
| Jahvon Quinerly | 239.5 |
| Juwan Gary | 205.5 |
| James Rojas | 115.5 |
| Jusaun Holt | 61.5 |
| Britton Johnson | 18 |
| Keon Ambrose-Hylton | 17.5 |
| Alex Tchikou | 5 |
| Jaden Quinerly | 3.5 |
| Tyler Barnes | 1 |
| TOTALS | 2,668 |

SEASON DEFLECTIONS

| | |
|---------------------|------------|
| Keon Ellis | 101 |
| Jaden Shackelford | 52 |
| Jahvon Quinerly | 45 |
| Darius Miles | 40 |
| Noah Gurley | 35 |
| JD Davison | 34 |
| Charles Bediako | 31 |
| Juwan Gary | 23 |
| James Rojas | 20 |
| Keon Ambrose-Hylton | 3 |
| Jusaun Holt | 3 |
| TOTALS | 387 |

ALABAMA BASKETBALL: WHAT YOU NEED TO KNOW

TEAM NOTES

• Despite splitting a pair of contests last week (won vs. Mississippi State, lost at then-No. 4/3 Kentucky) the Crimson Tide remained in the national rankings, moving up one spot from last week in each poll. Alabama Moved from No. 25 to No. 24 in this week's Associated Press Top-25 rankings, while also climbing from the first team let out of last week's poll into No. 25 in the Ferris Mowers USA Today Coaches Poll, both released Monday afternoon.

• UA ranks No. 11 in the nation in offensive efficiency by Ken Pomeroy (as of 2/21), which would stand as the program's second-most efficient offense over the last 20 years of KenPom.com's end-of-year ranking (finished No. 9 in 2005). Pomeroy also ranks the Tide No. 12 in average possession length, No. 17 in adjusted tempo and No. 81 in defensive efficiency.

• According to the other metric rankings, Alabama is ranked in the following (as of 2/20): No. 19 KenPom.com, No. 20 ESPN.com BPI, No. 20 Sagarin and No. 22 in the NCAA NET rankings. The Tide's "Best" NET wins (Quad 1) include: Gonzaga (No. 1), Houston (No. 4), Baylor (No. 6), Tennessee (No. 11), LSU (No. 16), Arkansas (No. 23) and at Florida (No. 47).

• The Crimson Tide owns a 5-4 record vs. teams ranked in the AP Top 25 this season. The five ranked wins is tied for second-most in the nation (Texas Tech), trailing Marquette (6) by one and stands the second-most in a single season, one shy of matching the 2017-18 squad that finished with six top-25 wins. Furthermore, the nine top-15 opponents matches Oklahoma for the most by any team in the nation.

• All five of UA's ranked wins came against top-15 teams, giving Alabama the national lead in top-15 wins (5). The Crimson Tide has defeated then-No. 3 Gonzaga (91-82 in Seattle), then-No. 14 Houston (83-82), then-No. 14 Tennessee (73-68), then-No. 13 LSU (70-67) and then-No. 4 Baylor (87-78).

• Alabama owns a record of 3-2 in games that have come down to a single possession (3 or fewer points) and is 4-4 in two possession contests (4-6 points) on the year.

• Alabama recently played one of the toughest stretches played in college basketball in nearly 15 years having faced three consecutive teams that were ranked in the Associated Press Top-5. The Crimson Tide opened the stretch with a win over then-No. 4 Baylor (87-78) followed by losses at No. 1 Auburn on Feb. 1 (100-81) and vs. No. 5 Kentucky (66-55). It was the first time since the 2008-09 season that any Division I team faced three-straight AP Top-5 teams (Rutgers).

• The Tide enters the contest ranked No. 2 in the SEC and No. 12 in the nation in scoring offense at 80.4 points per game. UA also leads the league in threes attempted (804), threes made (249) and threes made per game (9.2).

• Nationally, Alabama ranks among the top 50 in the following: total threes attempted (7th), offensive rebounds (9th/13.5), scoring offense (12th), rebounds per game (17th/40.1), blocks per game (20th/5.1), free throw attempts (24th, 555), total threes made (27th), threes made per game (28th) and free throws made (33rd, 400).

• Head coach Nate Oats signed the No. 3-ranked recruiting class in the nation, according to both Rivals and 247sports. The highest-ranked signing class in program history included a pair of five-star signees – a first in program history – and three additional four-star prospects. The full breakdown can be found on page 12.

• The Crimson Tide was the preseason pick to finish second in the league in voting by a select panel of both SEC and national media members. Kentucky was picked to win the league, with the Crimson Tide, Arkansas, Tennessee and Auburn rounding out the top five, respectively.

INDIVIDUAL NOTES

• Jaden Shackelford, who was named to the Preseason Jerry West Award Watch List, leads the SEC threes made per game (3.0), total threes made (83) and threes attempted (229). Those numbers rank 24th, 19th and 11th in the nation, respectively.

• Guard JD Davison was named the SEC Freshman of the Week Monday after averaging 14.5 points, 7.0 rebounds and 6.0 assists per game in the Tide's wins over Ole Miss and Arkansas. Davison, who earned his second weekly honor of the year (SEC Freshman of the Week for Dec. 6), becomes the first Crimson Tide rookie to earn the accolade twice in the same season since John Petty Jr. was honored twice during the 2017-18 season.

• Senior Keon Ellis is considered one of the top two-way players in the SEC. For the season, Ellis ranks second in the league in free throw percentage (88.3 percent), ranks 8th in steals (1.9 spg) and ranks 15th in rebounding (5.9 rpg) while also averaging 11.7 ppg. He's stepped up his play on defense in league action, ranking third in the SEC in conference games only at 2.4 steals per contest. For the year, he tops the team in total +/- numbers (+91) and ranks sixth in the conference with an average of +9.5 per 40 minutes.

2021-22 HUSTLE STATS

| DUNK CHART | | CHARGES TAKEN | | FLOOR DIVES | | AND-1's | |
|----------------|-----------|---------------|-----------|---------------|-------------|----------------|-------------------------|
| PLAYER | DUNKS | PLAYER | CHARGES | PLAYER | FLOOR DIVES | PLAYER | AND-1's |
| Bediako | 37 | Shackelford | 10 | Miles | 17 | Ellis | 9-for-9 |
| Gurley | 17 | Miles | 5 | Quinerly | 15 | Shackelford | 7-for-10 |
| Gary | 13 | Quinerly | 5 | Ellis | 13 | Quinerly | 4-for-7 |
| Ellis | 12 | Ellis | 4 | Gurley | 11 | Davison | 4-for-7 |
| Davison | 7 | Rojas | 4 | Rojas | 11 | Gurley | 3-for-4 |
| Miles | 4 | Bediako | 3 | Shackelford | 11 | Rojas | 3-for-3 |
| Ambrose-Hylton | 1 | Davison | 3 | Bediako | 10 | Bediako | 2-for-7 |
| Holt | 1 | Gurley | 2 | Gary | 6 | Gary | 1-for-4 |
| TOTALS | 88 | Johnson | 1 | Holt | 5 | Miles | 1-for-3 |
| | | TOTALS | 37 | Davison | 4 | Ambrose-Hylton | 0-for-1 |
| | | | | Johnson | 2 | Johnson | 0-for-1 |
| | | | | TOTALS | 105 | TOTALS | 34-for-56 (.607) |

SPECIALTY STATS

| Opponent | Paint | Pts off | | | |
|------------------------|-------------|-------------|-------------|-------------|-------------|
| | | T/O | 2ndCh | FastB | Bench |
| LOUISIANA TECH | 32 | 5 | 19 | 3 | 32 |
| ALABAMA | 16 | 36 | 22 | 14 | 41 |
| SOUTH DAKOTA STATE | 42 | 13 | 6 | 12 | 52 |
| ALABAMA | 56 | 17 | 26 | 12 | 19 |
| SOUTH ALABAMA | 34 | 18 | 10 | 4 | 9 |
| ALABAMA | 36 | 20 | 12 | 5 | 12 |
| OAKLAND | 24 | 11 | 12 | 2 | 8 |
| ALABAMA | 38 | 14 | 21 | 12 | 20 |
| vs. Iona | 36 | 6 | 7 | 13 | 19 |
| ALABAMA | 36 | 11 | 8 | 14 | 19 |
| vs. Drake | 19 | 32 | 13 | 5 | 23 |
| ALABAMA | 18 | 46 | 15 | 10 | 21 |
| vs. Miami | 28 | 16 | 4 | 9 | 9 |
| ALABAMA | 38 | 25 | 15 | 17 | 34 |
| vs. Gonzaga | 40 | 13 | 17 | 9 | 23 |
| ALABAMA | 36 | 18 | 16 | 13 | 19 |
| HOUSTON | 38 | 16 | 23 | 8 | 26 |
| ALABAMA | 36 | 6 | 8 | 18 | 18 |
| at Memphis | 44 | 29 | 11 | 20 | 31 |
| ALABAMA | 38 | 18 | 17 | 18 | 21 |
| JACKSONVILLE STATE | 28 | 15 | 10 | 2 | 14 |
| ALABAMA | 30 | 13 | 10 | 19 | 19 |
| vs. Davidson | 38 | 19 | 6 | 6 | 4 |
| ALABAMA | 36 | 15 | 17 | 4 | 17 |
| TENNESSEE | 22 | 16 | 9 | 9 | 20 |
| ALABAMA | 38 | 17 | 8 | 5 | 27 |
| at Florida | 26 | 10 | 21 | 5 | 19 |
| ALABAMA | 40 | 21 | 16 | 12 | 7 |
| at Missouri | 36 | 7 | 17 | 7 | 5 |
| ALABAMA | 46 | 13 | 11 | 14 | 27 |
| AUBURN | 40 | 11 | 8 | 19 | 31 |
| ALABAMA | 32 | 14 | 8 | 14 | 30 |
| at Mississippi State | 34 | 22 | 21 | 14 | 12 |
| ALABAMA | 28 | 13 | 16 | 11 | 27 |
| LSU | 26 | 17 | 11 | 9 | 30 |
| ALABAMA | 28 | 21 | 15 | 6 | 22 |
| MISSOURI | 36 | 18 | 18 | 4 | 22 |
| ALABAMA | 38 | 21 | 24 | 12 | 24 |
| at Georgia | 32 | 23 | 13 | 9 | 29 |
| ALABAMA | 36 | 14 | 17 | 15 | 18 |
| BAYLOR | 30 | 14 | 17 | 8 | 29 |
| ALABAMA | 42 | 24 | 9 | 9 | 33 |
| at Auburn | 52 | 12 | 10 | 27 | 44 |
| ALABAMA | 22 | 8 | 8 | 11 | 20 |
| KENTUCKY | 34 | 17 | 13 | 16 | 21 |
| ALABAMA | 30 | 14 | 16 | 4 | 18 |
| at Ole Miss | 30 | 16 | 11 | 2 | 21 |
| ALABAMA | 44 | 12 | 8 | 5 | 35 |
| ARKANSAS | 20 | 22 | 10 | 6 | 8 |
| ALABAMA | 30 | 28 | 8 | 14 | 29 |
| MISSISSIPPI STATE | 30 | 10 | 12 | 4 | 11 |
| ALABAMA | 44 | 11 | 16 | 10 | 30 |
| at Kentucky | 36 | 14 | 22 | 8 | 6 |
| ALABAMA | 24 | 11 | 15 | 2 | 20 |
| at Vanderbilt | | | | | |
| ALABAMA | | | | | |
| SOUTH CAROLINA | | | | | |
| ALABAMA | | | | | |
| TEXAS A&M | | | | | |
| ALABAMA | | | | | |
| at LSU | | | | | |
| ALABAMA | | | | | |
| OPPONENT Totals | 896 | 422 | 351 | 240 | 558 |
| Average/Game | 33.2 | 15.6 | 13.0 | 8.9 | 20.7 |
| ALABAMA Totals | 927 | 399 | 382 | 300 | 617 |
| Average/Game | 34.3 | 14.8 | 14.1 | 11.1 | 22.8 |

ABOUT ALABAMA BASKETBALL

- Alabama is in its 109th season of basketball in 2021-22. The Tide's first season of hoops came in 1912-13. There was no season in 1943-44 due to World War II.
- The Crimson Tide is led by three players who average double figures in Jaden Shackelford (17.1 ppg), Jahvon Quinerly (13.9 ppg) and Keon Ellis (11.7 ppg). The trio combines to account for 54 percent (42.7 of the 80.4 points per game average), 68 percent of the three-pointers made (172 of 249), 51 percent field goals made (388 of 761) and 52 percent of the total free throws made (207 of 400).
- The Tide's youth has also shined this season. A pair of freshmen in guard JD Davison and center Charles Bediako have both been impressive during their rookie campaign. Davison, a consensus five star and McDonald's All-American, ranks second on the team in assists (4.0 apg) while also ranking among the team leaders at 8.5 points and 4.6 rebounds per contest. Bediako has been a strong inside presence, collecting 6.7 points, 4.3 rebounds and a team-leading 1.7 blocks a game. Meanwhile, sophomore Juwan Gary has also been impressive in his second year at UA, averaging 7.3 points and 3.8 rebounds per game.
- As a team, the Crimson Tide is averaging 80.4 points per game while shooting 44.6 percent from the field and 31.0 percent from beyond the arc. Defensively, Alabama is giving up 76.0 points per game while allowing the opposition to shoot 43.2 percent from the floor and 32.7 percent from deep. UA is the top three-point shooting team in the SEC, connecting on 249-of-804 treys this season for an average of 9.2 threes made per game – all of which leads the league.
- Alabama was picked to finish second in the league in voting by a select panel of both SEC and national media members. Kentucky was the preseason favorite to win this year's regular season title, followed by the Tide, Arkansas, Tennessee and Auburn to round out the top five. Both Quinerly and Shackelford were named to the SEC Preseason First Team.
- The Tide holds an all-time record of 1,733-1,077-1 (.616), which includes an 821-634 (.565) record in SEC play. By capturing its 800th SEC win, Alabama joined Kentucky as the only two teams in conference history to reach the milestone. UA also became the third team in the SEC and 34th team in NCAA history to reach 1,700 program wins. Only Kentucky and Arkansas have more wins than the Crimson Tide.

RECAPING THE 2020-21 CHAMPIONSHIP SEASON

- Alabama returns its top two scorers and 10 letterwinners from last season's SEC Championship team that went on to finish 27-6 overall and 16-2 in the SEC while claiming the 2021 SEC regular season and tournament championships.
- UA won the program's eighth SEC regular season championship a year ago, finishing with a 16-2 league record which tied for the most wins in the conference in program history. In addition to claiming the 2021 crown, the Crimson Tide also claimed regular season titles in 1934, 1956, 1974, 1975, 1976, 1987 and 2002.
- Alabama claimed its seventh SEC Tournament titles last year. It was the first tournament title by the Tide in 30 years, with the last coming in 1991. In all, the Tide has won 15 combined championships - the eight regular season titles ranking third-most and the seven tournament championships ranking second-best in the league.
- UA has made 37 NCAA (21) or NIT (16) appearances in program lore. It was the program's third appearance since 2012 (also earned an at-large bid in 2018).
- The Tide made its 21st NCAA Tournament appearance in program history and has reached its eighth Sweet 16 showing. Alabama owns a record of 21-21 (.512) in NCAA Tournament games.
- Alabama also ranks second in the SEC in league victories and third in all-time winning percentage.

NATION'S BEST BACKCOURT?

- The Alabama backcourt of Jaden Shackelford, Jahvon Quinerly, Keon Ellis and JD Davison is living up to its preseason hype of not only one of the top backcourts in the SEC, but arguably in the nation
- Two members in Shackelford (Jerry West) and Quinerly (Bob Cousy) were each named to preseason national watch lists, Ellis was a JUCO All-American and Davison was a McDonald's All-American and one of the top players to ever sign at Alabama
- The SEC has also recognized both Shackelford and Davison (twice) as the league's player and freshman of the week for the week, respectively.
- On Dec. 6 the duo swept the award, marking just the second time in school history Tide players won both weekly awards, while Davison also earned SEC Freshman of the Week honors Feb. 14.
- So far this season, the backcourt has shined, as Shackelford (17.1 ppg), Quinerly (13.9 ppg), Ellis (11.7 ppg) and Davison (8.5 ppg) are combining to average 51.2 points or 64 percent of the team's scoring output

ALABAMA-VANDERBILT – SERIES NOTES

- Alabama and Vanderbilt will play for the 144th time in series history when the two teams square off on Tuesday night. It's the ninth-most games against any single opponent in the UA record books. With wins in four of the last five contest between the two teams, the Crimson Tide now owns a 73-70 edge in the all-time series.
- The two teams played only once last season, with the Crimson Tide taking a narrow 82-78 victory in a contest that featured nine ties and 12 lead changes throughout. Tyler Barnes earned his first career start in that Senior Day contest, while Jaden Shackelford (27) and Jahvon Quinerly (15) combined to score 42 of the Tide's season high 57 points off the bench. A full box score from that contest can be found below.
- The victory was the Tide's fourth over the last five games played against Vanderbilt. The stretch includes two consecutive wins inside Memorial Gymnasium, where Alabama holds a record of 23-44 when playing Vanderbilt in Nashville. Despite the consecutive wins, UA has only won three times at Vanderbilt since 1990 (58-54 on Feb. 2, 2013, 77-67 on Feb. 9, 2019 and 77-62 on Jan. 22, 2020), going 3-13 in its last 16 games in Memorial Gym.

RECORD WHEN...

| | |
|-------------------------------|------|
| At home | 12-2 |
| On the road | 2-6 |
| At neutral sites | 3-2 |
| In SEC games | 7-7 |
| SEC home games | 5-2 |
| SEC road games | 2-5 |
| In non-conference games | 10-3 |
| In overtime | 0-0 |

| | |
|---|------|
| In games decided by ... | |
| 3 points or less (one possession games) | 3-2 |
| 4-6 points or less (two possession games) | 4-4 |
| 7 points or more | 10-4 |

| | |
|----------------------------|------|
| Leading at the half | 13-4 |
| Trailing at the half | 3-6 |
| Tied at the half | 1-0 |

| | |
|---|-------|
| Shooting 40% or better | 16-6 |
| Shooting less than 40% | 1-4 |
| Opponent 40% or better | 11-10 |
| Opponent shoots less than 40% | 6-0 |
| Shooting same or better than opponent | 14-2 |
| Shooting worse than opponent | 3-8 |

| | |
|-------------------------------|------|
| Outrebounding opponent | 13-4 |
| Opponent outrebounds UA | 3-6 |
| Rebounds are tied | 1-0 |

| | |
|----------------------------------|------|
| 70% or better on FT | 9-5 |
| less than 70% on FT | 8-5 |
| More FT att. than opponent | 11-4 |
| Less FT att. than opponent | 4-6 |
| Same FT att. as opponent | 2-0 |

| | |
|----------------------------|-------|
| 40% or better on 3PT | 2-0 |
| Less than 40% on 3PT | 15-10 |

| | |
|------------------------------------|------|
| More turnovers than opponent | 10-6 |
| Less turnovers than opponent | 5-2 |
| Same turnovers as opponent | 2-2 |

| | |
|-----------------------------------|------|
| Scoring 80 or more points | 12-3 |
| Scoring 70-79 points | 3-5 |
| Scoring 60-69 points | 2-1 |
| Scoring 50-59 points | 0-1 |
| Scoring less than 50 points | 0-0 |

| | |
|------------------------------------|-----|
| Allowing 80 or more points | 4-6 |
| Allowing 70-79 points | 5-3 |
| Allowing 60-69 points | 6-1 |
| Allowing 50-59 points | 2-0 |
| Allowing less than 50 points | 0-0 |

| | |
|--------------------|-----|
| On Sunday | 1-0 |
| On Monday | 0-0 |
| On Tuesday | 2-4 |
| On Wednesday | 5-0 |
| On Thursday | 0-1 |
| On Friday | 3-0 |
| On Saturday | 6-5 |

| | |
|-------------------|-----|
| In November | 6-1 |
| In December | 4-2 |
| In January | 4-4 |
| In February | 3-3 |
| In March | 0-0 |

- Seventeen of the last 18 games played between the two teams have been decided by 10 or fewer points, with 10 of those contests being decided by five or fewer points.
- There have been 11 overtime contests in series history, with Vanderbilt winning seven of those games (7-4).
- The series began during 1923-24 campaign.

NCAA

</

STATS IN WINS VS LOSSES | RANKED VS. UNRANKED

- Below is a breakdown of key stats
- Alabama's 17 wins compared to the same stats in its 10 losses on the year.

| GAMES | POINTS PER GAME | FG% | 3FG% | REBS PER GAME | ASTS PER GAME |
|-----------|-------------------|-------------|-------------|--------------------|---------------|
| | UA-OPP (MARGIN) | UA / OPP | UA / OPP | UA / OPP (MARGIN) | UA / OPP |
| Won (17) | 83.2-71.8 (+11.4) | .468 / .409 | .320 / .323 | 41.6 / 35.8 (+5.8) | 15.1 / 10.6 |
| Lost (10) | 75.6-83.2 (-7.6) | .409 / .472 | .293 / .335 | 37.4 / 38.3 (-0.9) | 13.5 / 14.9 |

- Alabama's games vs. ranked (5-4) and unranked (12-6) opponents

| GAMES | POINTS PER GAME | FG% | 3FG% | REBS PER GAME | FTM-FTA | FT% |
|---------------|------------------|-------------|-------------|--------------------|-------------------|-------------|
| | UA-OPP (MARGIN) | UA / OPP | UA / OPP | UA / OPP (MARGIN) | UA / OPP | UA / OPP |
| Ranked (9) | 77.6-79.3 (-1.8) | .408 / .442 | .286 / .361 | 39.3 / 39.4 (-0.1) | 161-216 / 141-200 | .745 / .705 |
| Unranked (18) | 81.8-74.4 (+7.4) | .464 / .427 | .322 / .312 | 40.4 / 35.3 (+5.1) | 239-339 / 254-364 | .705 / .698 |

TOP SCORING DUO

- The duo of Jaden Shackelford and Jahvon Quinerly are forming quite the offensive duo in the league. The combination ranks as the second-highest scoring pair in the conference.
- Shackelford (17.1 ppg) and Quinerly (13.9) combine to account for 31.0 points per game, 0.8 points behind than Vanderbilt's Scottie Pippen Jr. and Jordan Wright's 31.8 points per game average.

- Below is the SEC's top seven scoring duos:

| Player (PPG) | School | Total Combined Points |
|--|-------------------|-----------------------|
| Scottie Pippin Jr. (19.5)/Jordan Wright (12.3) | Vanderbilt | 31.8 |
| Jaden Shackelford (17.1)/Jahvon Quinerly (13.9) | Alabama | 31.0 |
| Tari Eason (16.9)/Darius Days (13.3) | LSU | 30.2 |
| J.D. Notae (18.5)/Stanley Umude (11.1) | Arkansas | 29.6 |
| Iverson Molinar (18.3)/Garrison Brooks (11.3) | Mississippi State | 29.6 |
| Jabari Smith (16.3)/K.D. Johnson (12.7) | Auburn | 29.0 |
| Oscar Tshiebwe (16.4)/Ty Ty Washington Jr. (12.4) | Kentucky | 28.8 |

BY THE NUMBERS

0

Number of Quad 4 games played by Alabama this season according to the NCAA NET Rankings – the only team in the nation to not have played any Q4 games this year.

1

The Tide owns the consensus No. 1 ranked strength of schedule according to the NCAA NET Ranking, Ken Pomeroy ranking and ESPN BPI, among other metric rankings.

1

Jaden Shackelford leads the SEC in threes made (83), threes attempted (229) and threes made per game (3.1)

3

Ranking of the 2022 signing class, which consists of two five-star signees, by both Rivals and 247Sports. com. It is the highest-ranked signing class in program history

4

Alabama is the only team in the nation with four victories over the top-11 NCAA NET victories this season (defeated No. 1 Gonzaga, No. 4 Houston, No. 6 Baylor and No. 11 Tennessee).

7

Alabama is tied for third in total number of Quad 1 victories in the nation this season at seven. Only five teams have more (Kansas-10, Baylor, Purdue, Wisconsin-9, and Iowa State-8).

11

Alabama is currently ranked 11th nationally in offensive efficiency, according to KenPom.com. It would stand as the Tide's second-best offensive efficiency ranking in the 20 years of the Ken Pomeroy rankings (finished 9th in 2005).

17

According to the KenPom.com rankings, Alabama is currently 17th in the nation in adjusted offensive tempo, averaging 72.0 possessions per game

348-OF-989

Alabama set a school record for threes made and attempted for a second consecutive season. The Tide's 989 attempts also ranked second-most in SEC history, while the 348 ranked fourth-best by any conference team.

822

Number of SEC wins for Alabama, which ranks second among all league teams (Kentucky has 1,021). The Crimson Tide's SEC winning percentage of .562 is third-best in the conference annals, behind Kentucky (.780) and Tennessee (.564).

1,734

Number of all-time wins for Alabama in 109 years of basketball, which ranks third in the SEC behind Kentucky and Arkansas.

- The Tide's non-conference schedule consists of three of last year NCAA Final Four teams – each of which Alabama defeated on the season – in Gonzaga (won, 91-82), Houston (won, 83-82) and Baylor (won, 87-78) as well as six different teams that were picked to win their respective league
- Alabama has faced nine ranked opponents this season, all of which have been ranked inside the AP Top 15 (5-4 vs. ranked teams). The nine top-15 opponents matches Oklahoma for the most by any team in the nation.
- UA has faced six teams ranked in the AP Top-5 during the regular season, which matches the 2012-13 Ohio State team as the most top-five opponents played by any program in the regular season in the Associated Press poll-era.
- Additionally, the Tide played one of the toughest stretches in college basketball in nearly 15 years having faced three consecutive teams that were ranked in the Associated Press Top-5 (No. 4 Baylor on Jan. 29, No. 1 Auburn on Feb. 1 and No. 5 Kentucky on Feb. 5). It was the first time since the 2008-09 season that any Division I team faced three-straight AP Top-5 teams (Rutgers).
- Among the ranked Tide defeated then-No. 3 Gonzaga on Dec. 4 (91-82), then-No. 14 Houston on Dec. 11 (83-82), then-No. 14 Tennessee on Dec. 29 (73-67), No. 13 LSU on Jan. 19 (70-67) and then-No. 4 Baylor (87-78).

THE TIDE IN THE NATIONAL & CONFERENCE STATS

- Below is a breakdown of where UA ranks in the SEC and NCAA (all numbers as of 2/21):

| CATEGORY | STAT | SEC ALL GAMES | SEC ONLY* | NCAA |
|-------------------------------|-------|---------------|------------|------|
| Total 3s Attempted | 804 | 1 | 1 (430) | 7 |
| Offensive Rebounds | 13.5 | 1 | 1 (14.5) | 9 |
| Scoring Offense | 80.4 | 2 | 3 (77.8) | 12 |
| Rebounding Offense | 40.1 | 3 | 2 (40.14) | 17 |
| Blocked Shots | 5.07 | 3 | 2 (5.21) | 20 |
| 3s Made Per Game | 9.22 | 1 | 1 (8.79) | 28 |
| Total 3s Made | 249 | 1 | 3 (123) | 31 |
| Assists | 14.5 | 3 | 4 (13.79) | 66 |
| Defensive Rebounds | 26.6 | 4 | 4 (25.64) | 85 |
| Rebounding Margin | +3.37 | 6 | 5 (+1.14) | 87 |
| Scoring Margin | +4.37 | 9 | 7 (-0.43) | 140 |
| Steals | 6.89 | 12 | 12 (6.86) | 141 |
| 3-Point FG Percentage Defense | .327 | 12 | 13 (.343) | 141 |
| Field Goal Percentage | .446 | 4 | 12 (.415) | 152 |
| Assist/Turnover Ratio | 1.05 | 6 | 6 (1.00) | 153 |
| Free Throw Percentage | .721 | 8 | 3 (.743) | 154 |
| FG Percentage Defense | .432 | 11 | 9 (.431) | 188 |
| Turnover Margin | -1.15 | 12 | 12 (-1.36) | 263 |
| 3-Point FG Percentage | .310 | 12 | 12 (.286) | 306 |
| Scoring Defense | 76.0 | 13 | 13 (78.21) | 319 |

* SEC only stat in parentheses

TIDE'S TOP TWO-WAY PLAYER

- Through 27 games, Ellis is the Tide's top player when it comes to plus-minus totals leading the way with a +91 – an average of 9.5 per 40 minutes. That number ranks sixth-best in the SEC.
- Ellis is averaging 11.7 ppg, which ranks third on the team, and leads UA in steals (1.9 spg - 3rd in SEC), free throw percentage (88.3 percent - 2nd in SEC), deflections (101), Hard Hat Awards (7) and Blue Collar Points (419)
- In the win over Louisiana Tech, Ellis finished with a +37 plus-minus total, which matched the highest single-game total and marked the 11th time during head coach Nate Oats' three seasons at Alabama that a UA player has recorded a plus-minus rating of +30:

| | | | |
|-------------------|-----|-----------------------|----------|
| Keon Ellis | +37 | at LSU | 1/19/21 |
| John Petty Jr. | +36 | at LSU | 1/19/21 |
| John Petty Jr. | +32 | vs. Mississippi State | 3/12/21 |
| Herbert Jones | +32 | Arkansas | 1/16/21 |
| Jaden Shackelford | +32 | vs. Belmont | 12/21/19 |
| Herbert Jones | +31 | at LSU | 1/19/21 |

2021-22 HONORS/AWARDS

Jaden Shackelford

Jerry West Award Watch List
 Preseason First Team All-SEC (Coaches)
 Preseason First Team All-SEC (Media)
 No. 6 Most Intriguing Player (Athletic)
 SEC Player Of The Week (Dec. 6)
 NCAA.com National Player of the Week (Dec.6)

Jahvon Quinerly

Bob Cousy Award Top 10 Finalist
 Lute Olsen National Player of the Year Watch List
 Lute Olsen National Midseason Team
 NABC Player of the Year Watch List
 Wooden Award Preseason Top 50
 Bob Cousy Award Watch List
 Preseason First Team All-SEC (Coaches)
 Preseason First Team All-SEC (Media)
 No. 6 Most Intriguing Player (Athletic)

JD Davison

SEC Freshman Of The Week (Dec. 6)
 SEC Freshman Of The Week (Feb. 14)

RECORD WATCH

Jaden Shackelford**Alabama All-Time Scoring Leaders (notables listed)**

| | | | |
|-----|-------|-------------------|------------|
| 1. | 2,168 | Reggie King | 1976-79 |
| 15. | 1,575 | Melvin Cheatum | 1988-91 |
| 16. | 1,539 | John Petty Jr. | 2018-21 |
| 17. | 1,532 | Eric Washington | 1994-97 |
| 18. | 1,487 | Rod Grizzard | 2000-02 |
| 19. | 1,451 | Ken Johnson | 1978-81 |
| 20. | 1,444 | George Linn | 1953-56 |
| 21. | 1,394 | Mike Nordholz | 1966-68 |
| 22. | 1,390 | Jaden Shackelford | 2019-pres. |

Career 3-Point Field Goals Made

| | | | |
|-----|-----|----------------------------|------------|
| 1. | 311 | John Petty Jr. | 2018-21 |
| 2. | 263 | Brian Williams | 1996-99 |
| 3. | 262 | Eric Washington | 1994-97 |
| 4. | 245 | Ernest Shelton | 2002-05 |
| 5. | 225 | James "Hollywood" Robinson | 1991-93 |
| 6. | 230 | Jaden Shackelford | 2019-pres. |
| 7. | 182 | Terrance Meade | 2000-03 |
| 8. | 180 | Mykal Riley | 2006-08 |
| 9. | 178 | Ronald Steele | 2005-09 |
| 10. | 174 | Marvin Orange | 1993-96 |

Career 3-Point Field Goals Attempted

| | | | |
|----|-----|-------------------|------------|
| 1. | 814 | John Petty Jr. | 2018-21 |
| 2. | 738 | Brian Williams | 1996-99 |
| 3. | 681 | Ernest Shelton | 2002-05 |
| 3. | 678 | Eric Washington | 1994-97 |
| 5. | 648 | Jaden Shackelford | 2019-pres. |
| 6. | 607 | James Robinson | 1991-93 |
| 7. | 550 | Rod Grizzard | 2000-02 |
| 8. | 515 | Terrance Meade | 2000-02 |
| 9. | 478 | Marvin Orange | 1993-96 |

BREAKING DOWN THE RANKINGS

- The Crimson Tide remains in the Associated Press Top-25 rankings, checking in at No. 24 in this week's poll. Alabama also moved into No. 25 in the Ferris Mowers USA Today Coaches Poll after being the first team left out of last week's top-25 (No. 26, 55 votes).
- The Tide has defeated three of last year's NCAA Final Four teams in then-No. 3 Gonzaga (91-82 in Seattle), then-No. 14 Houston (83-82) and then-No. 4 Baylor (87-78)
- So far on the year, Alabama is tied for the nation's lead with nine games played against top-25 opponents, holding a 5-4 record in those contests
- In all Alabama will have a total of 14 games played against 11 different teams that are ranked or receiving votes in the most recent AP Poll
- Alabama had its highest ranking of No. 6 in the AP and No. 8 in the coaches polls which game in week 6.
- After the Tide finished last season at No. 5 in the AP Poll, which matched the highest ranking in program history, Alabama began the 2021-22 season ranked No. 14 in the AP Top-25 poll and No. 13 nationally in the Ferris Mowers USA Today Preseason Top 25

TWO-TIME WINNER

- Alabama guard JD Davison has twice been named the SEC Freshman of the Week, earning the award for the weeks of Dec. 6, 2021 and Feb. 14, 2022.
- Davison is the first Crimson Tide player to earn the honor twice in the same season since John Petty Jr. achieved the feat during the 2017-18 campaign.

BAMA SWEEP

- Following Alabama's upset win over then-No. 3 Gonzaga Dec. 4 in the Battle in Seattle, the Crimson Tide swept the league's weekly awards as Jaden Shackelford was named the Southeastern Conference's Player of the Week and JD Davison earned the league's Freshman of the Week
- In addition to his conference award, Shackelford was also named the NCAA.com March Madness National Player of the Week
- It marks just the second time in program history that the Crimson Tide has swept the league's weekly honors dating back to the 1990-91 season when the SEC began what was then called the Rookie of the Week award
- The only other occurrence came during the week of Feb. 17, 2020 when Kira Lewis Jr. (player of the week) and Shackelford (freshman of the week) earned the recognition

QUINERLY, SHACKELFORD BOTH HONORED WITH PRESEASON AWARDS

- The Tide's backcourt duo of Jahvon Quinerly and Jaden Shackelford have already begun to get noticed as one of the top guard tandems in not only the SEC, but in the nation
- The Naismith Memorial Basketball Hall of Fame recently announced the Quinerly was named to the Watch List for the Cousy Award, given to the nation's top point guard, while Shackelford was selected to the West Award Watch List for the top shooting guard
- The duo also garnered recognition from around the league, as both SEC and national media members selected Quinerly and Shackelford both to the Preseason All-SEC First Team

ROJAS MAKES RETURNS FROM TORN ACL

- Senior James Rojas suffered a torn ACL in his left knee in mid-June, but has completed the rehab and is back in the rotation
- The 6-8, 220-pound forward has played in nine games making one start and is averaging 5.2 points and 3.2 rebounds per contest
- It marks his second ACL injury after tearing the ACL in his right knee in August of 2019, forcing him to miss the entire 2019-20 season
- Last year, Rojas played in 30 contests making one start while averaging 2.9 points and 2.6 rebounds in 11.1 minutes per game
- He ranked second on the team with 18 floor dives while also earning a pair of Hard Hat awards

SIGNEES JADEN BRADLEY, BRANDON MILLER SELECTED AS MCDONALD'S ALL-AMERICANS

- Alabama men's basketball signees Jaden Bradley and Brandon Miller were both selected to the McDonald's Boys High School All-American game, organizers announced Jan. 25.
- It marks the second time program history that the Crimson Tide will have two signees represented at the annual event in the same year (1981: Bobby Lee Hurt and Ennis Whatley)
- Bradley and Miller become the 15th and 16th program signees to earn the honor as part of the top prep players in the nation and the fourth and fifth in the last six years alone
- Most recently, JD Davison earned the recognition in 2020 and before that it was Jahvon Quinerly in 2018 and Collin Sexton in 2017
- Other former Alabama players to be honored with the distinction includes: Devonta Pollard (2012), JaMychal Green (2008), Richard Hendrix (2005), Mo Williams (2001), Gerald Wallace (2000), James "Hollywood" Robinson (1989), Jamal Faulkner (Arizona State transfer, 1989), Buck Johnson (1982), Ennis Whatley (1981) and Bobby Lee Hurt (1981).



ALABAMA SET TO COMPETE IN 2022 PKI

- Alabama will be a part of the eight-team field that will make up the 2022 Phil Knight Invitational, it was announced by ESPN Events Feb. 15. The tournament will be held Thursday, Nov. 24 through Sunday, Nov. 27 at three different venues in Portland, Ore.
- In addition to the Crimson Tide, who will be competing at the event for the first time, the field includes UConn, Iowa State, Michigan State, North Carolina, Oregon, Portland and Villanova.
- The tournament is set to honor the NIKE, Inc. co-founder and 2012 Naismith Memorial Hall of Fame inductee for his 85th birthday as a part of ESPN's Feast Week
- Arkansas and Florida are previous representatives of the SEC playing in the 2017 PK-80 Invitational, a 16-team version of the event
- This year's tournament will be played at three different locations across the city of Portland, Ore. — Chiles Center at the University of Portland, the Rose Quarter's Moda Center home of the Portland Trailblazers and Veterans Memorial Coliseum

**PRIMO AND JONES EACH SELECTED IN NBA 2021 DRAFT**

- Two Alabama men's basketball players were selected in the 2021 NBA Draft, which was held in Brooklyn, N.Y., at the Barclays Center on July 30. Guard Joshua Primo was a first round selection of the San Antonio Spurs at No. 12 overall and guard/forward Herbert Jones went No. 35 to the New Orleans Pelicans.
- Primo's selection gave Alabama back-to-back NBA Draft Lottery picks for the first time in program history, while it was also the first time since 1995 that UA had two players selected in the same draft. That year, Antonio McDyess went No. 2 overall to the L.A. Clippers and Jason Caffey was the 20th overall pick by the Chicago Bulls.
- The Tide has now had consecutive first round draft picks for the first time in 25 years (1995 and 1996)
- Primo and Jones became the 44th and 45th Alabama players to hear their name called on draft night
- The Crimson Tide has had a guard drafted in the NBA Draft Lottery in three of the last four years (Collin Sexton No. 8 overall to the Cleveland Cavaliers in 2018, Kira Lewis Jr. No. 13 overall to the New Orleans Pelicans in 2020)

BREAKING DOWN THE STARTING LINEUP

| Opponent (W/L) | G | G | G | F | F |
|--------------------------|-------|-------------|----------|--------|---------|
| Louisiana Tech (W) | Ellis | Shackelford | Quinerly | Gurley | Bediako |
| South Dakota State (W) | Ellis | Shackelford | Quinerly | Gurley | Bediako |
| South Alabama (W) | Ellis | Shackelford | Quinerly | Gurley | Bediako |
| Oakland (W) | Ellis | Shackelford | Quinerly | Gurley | Bediako |
| vs. Iona (L) | Ellis | Shackelford | Quinerly | Gurley | Bediako |
| vs. Drake (W) | Ellis | Shackelford | Quinerly | Gary | Bediako |
| vs. Miami (W) | Ellis | Shackelford | Quinerly | Gary | Bediako |
| vs. Gonzaga (W) | Ellis | Shackelford | Quinerly | Gary | Bediako |
| Houston (W) | Ellis | Shackelford | Quinerly | Gary | Bediako |
| at Memphis (L) | Ellis | Shackelford | Quinerly | Gary | Bediako |
| Jacksonville State (W) | Ellis | Shackelford | Quinerly | Gary | Bediako |
| vs. Davidson (L) | Ellis | Shackelford | Quinerly | Gary | Bediako |
| Tennessee (W) | Ellis | Shackelford | Quinerly | Gary | Bediako |
| at Florida (W) | Ellis | Shackelford | Quinerly | Gary | Bediako |
| at Missouri (L) | Ellis | Shackelford | Quinerly | Gary | Bediako |
| vs Auburn (L) | Ellis | Shackelford | Quinerly | Gary | Bediako |
| at Mississippi State (L) | Ellis | Shackelford | Quinerly | Gurley | Bediako |
| vs LSU (W) | Ellis | Shackelford | Davison | Gurley | Bediako |
| Missouri (W) | Ellis | Shackelford | Davison | Miles | Gurley |
| at Georgia (L) | Ellis | Shackelford | Davison | Rojas | Bediako |
| Baylor (W) | Ellis | Shackelford | Quinerly | Rojas | Bediako |
| at Auburn (L) | Ellis | Shackelford | Quinerly | Gary | Bediako |
| Kentucky (L) | Ellis | Shackelford | Quinerly | Gary | Bediako |
| at Ole Miss (W) | Ellis | Shackelford | Quinerly | Gary | Bediako |
| Arkansas (W) | Ellis | Shackelford | Davison | Gary | Gurley |
| Mississippi State (W) | Ellis | Shackelford | Quinerly | Gurley | Bediako |
| at Kentucky (L) | Ellis | Shackelford | Quinerly | Gary | Bediako |

Consecutive starts: Ellis 27, Shackelford 27, Bediako 2, Quinerly 2, Gary 1
Number of different starting lineups: 8

Record by Lineup (bold indicates most recent lineup)

| | |
|-----|---|
| 8-7 | Ellis, Shackelford, Quinerly, Gary, Bediako |
| 5-2 | Ellis, Shackelford, Quinerly, Gurley, Bediako |
| 1-0 | Ellis, Shackelford, Davison, Gary, Gurley |
| 1-0 | Ellis, Shackelford, Quinerly, Rojas, Bediako |
| 1-0 | Ellis, Shackelford, Davison, Gurley, Bediako |
| 1-0 | Ellis, Shackelford, Davison, Miles, Gurley |
| 0-1 | Ellis, Shackelford, Davison, Bediako, Rojas |

- Primo became the 17th UA player to be a first round selection and the eighth top-15 draft pick
- It was the 11th time Alabama has had two players selected in the same draft in program history

BURNETT TEARS ACL, WILL MISS 2021-22 SEC SEASON

- Alabama men's basketball player Nimari Burnett suffered a knee injury that will keep him sidelined for the 2021-22 season, head coach Nate Oats confirmed Sept. 7. The 6-4, 190-pound sophomore guard underwent successful surgery on his right knee and is expected to make a full recovery.
- Surgery was performed by Dr. Lyle Cain of Andrews Sports Medicine at St. Vincent's Hospital in Birmingham, Ala.
- Played in 12 games as a freshman at Texas Tech in 2020-21 before opting to enter the transfer portal where he signed with Alabama in April 2021
- Averaged 5.3 points, 1.8 rebounds and 1.4 steals in 17.8 minutes per contest, while connecting on 88.9 percent from the foul line (32-of-36) with the Red Raiders
- A five-star prospect according to ESPN, who had him ranked as the No. 22 overall player and the No. 4 guard in the country coming out of Prolific Prep in 2020
- Rated as a four-star prospect by 247 sports, who also ranked him No. 38 overall and the No. 8 player at his position (2020)

SIGNED 22

ALABAMA MEN'S BASKETBALL

2022 NLI SIGNING CLASS NOTES

- Ranked No. 3 overall signing class according to both 247sports and Rivals, which is the highest-ranked signing class in program history
- Third consecutive top-15 signing class and second-straight top-10 for head coach Nate Oats since arriving on campus
- Marks the third year in a row landing at least one 5-star signee (JD Davison in 2021, Joshua Primo in 2020)
- Two McDonald's All-Americans in the same class for the second time in program history
- Second consecutive ESPN No. 1 point guard signed (Davison & Bradley)



JADEN BRADLEY | PG | 6-3 | 185 | ROCHESTER, N.Y. (IMG ACADEMY)

- Consensus 5-star and McDonald's All-American
- Joins Brandon Miller as a 5-star recruit and is the No. 1-rated point guard in the 2022 class and the No. 8 overall rated player in the ESPN 100
- Ranked by 247Sports as the No. 3 point guard and No. 18 overall prospect in this year's class
- Named to the Preseason Naismith Boys High School Player of the Year Watch List
- Before transferring to IMG, he led Cannon School (Charlotte, N.C.) to a 27-6 record and their first state championship since 2006, scoring 27 in the championship game
- Averaged 23.1 points, 6.4 rebounds, 6.1 assists and 2.9 steals on his way to being named the 2020 North Carolina Gatorade Player of the Year
- Also earned first team all-state and conference player of the year honors as a junior
- During the 2021 Nike EYBL circuit, he led all players with 6.1 assists per game, while also collecting 17.6 points and 6.2 rebounds per game
- The IMG product has attended prestigious academies and camps including CP3 Elite, Under Armor SC30, Pangos All American, USA Training Camp and NBPA Top 100 Camp
- Chose Alabama over Arizona, Gonzaga, Kentucky and Florida State, among many others



BRANDON MILLER | F | 6-9 | 200 | ANTIOCH, TENN. (CANE RIDGE HS)

- Consensus 5-star and McDonald's All-American
- One of the top-rated players to ever sign at Alabama who is ranked as the No. 3 small forward in the 2022 class and the No. 11 overall player nationally by 247Sports
- ESPN ranks him as the No. 13 overall player and No. 4 small forward in the 2022 class
- Named to the Preseason Naismith Boys High School Player of the Year Watch List
- 2021 Tennessee Gatorade Player of the Year and the No. 1-ranked prospect in the state
- Averaged 24.1 points, 8.5 rebounds, 4.3 assists, and 2.3 steals per game for Cane Ridge, leading the Ravens to a 15-1 record and a Class AAA state championship game
- Named First Team All-State by the Tennessee Sports Writers Association
- Invited to the Nike Elite 100 camp as freshman and attended the Pangos All-American and NBPA Top 100 Camp
- As a junior he averaged 23.3 points, 8.0 rebounds, 4.3 assists, 2.6 blocks and 2.3 steals on his way to earning 2020 Tennessee Boys Basketball Player of the Year by The Tennessean
- Suited up for Bradley Beal Elite in the Nike EYBL and averaged 12.9 points, 8.9 rebounds and 2.3 assists per contest
- Led his team to the Peach Jam-- championship game and stood out as one of the top performers at the event, earning Second Team All-Peach Jam honors
- Father, Darrell Miller, played tight end for the Crimson Tide and under Gene Stallings in the early 90s
- Announced his commitment live on CBS Sports HQ and chose Alabama over Kansas, Tennessee, Kentucky, Auburn, Tennessee State and playing professionally



NOAH CLOWNEY | F | 6-10 | 210 | ROEBUCK, S.C. (DORMAN HS)

- Rated as the consensus No. 1 prep player in the state of South Carolina
- Rivals considers him a 4-star player who is ranked No. 7 power forward and No. 43 overall
- Plays for legendary coach Thomas Ryan at Dorman High School
- Led Dorman to a 21-5 record as a junior while averaging 15.0 points, 7.9 rebounds and 1.4 blocks across the 26 contests
- Attended the NBPA Top 100 Camp in the summer of 2021 where he was ranked among the top 10 players at the event where he was able to showcase his intensity and two-way skills as a post player
- Played AAU ball under Team Dickerson Celtics under head coach Demond Stephens
- While playing against elite competition on the AAU circuit, he averaged 17.5 points, 9.7 rebounds and 1.7 blocks per game
- Chose Alabama over Indiana, Virginia Tech, South Carolina and Georgia Tech, among others



RYLAN GRIFFEN | SG | 6-5 | 180 | DALLAS, TEXAS (RICHARDSON HS)

- One of the top shooting guards in the nation
- Rated as a 4-star signee and the No. 5-ranked shooting guard for the class of 2022 by 247Sports
- Led Richardson to the 6A state semifinals averaging 22 points, 4.9 rebounds and four assists per game in his junior year before
- Put up big numbers against elite competition on the AAU circuit over the summer, averaging 17 points, 4.0 rebounds and 3.0 assists per game for Team Trae Young
- Proved himself as one of the most polished scorers in the Adidas 3SSB circuit, where he showed off his elusive finishing ability and an impressive stroke from deep
- Attended the Pangos All-American Camp last summer
- Chose Alabama over offers from Kansas, Oklahoma State, Georgia and Kansas State, among others



NICK PRINGLE | F | 6-9 | 220 | SEABROOK, S.C. (DODGE CITY CC/WOFFORD)

- Rated as the No. 1 JUCO power forward and No. 2 overall JUCO prospect by 247Sports Composite
- Began his collegiate career at Wofford and collected his first and only career double-double with 17 points and 11 boards against Carver College
- Shot 59 percent from the field his freshman season while totaling 30 points and 32 rebounds
- Originally signed with Wofford College out of Whale Branch High School
- Helped lead Whale Branch to the 2A state title game, capping the semifinal victory with a monster two-handed jam before scoring six points in overtime to seal the win
- Grew from 6-2 as a high school sophomore before plateauing at 6-9 as a senior
- Named 2A All-Region team after averaging 10.0 points and 10.0 rebounds a contest
- Named first team all-state and selected to the Carolinas Classic All-Star game in 2020
- Shined in AAU ball with Team TMP, wowing coaches with his versatility on both sides of the ball
- Chose Alabama over Georgia, Mississippi State, Ole Miss, Arizona State and West Virginia, among others

**NATE OATS**

Head Coach

MARANTHA BAPTIST, 1998

3rd Season at UA
7th Season Overall

• When Nate Oats was formally introduced as head men's basketball coach at The University of Alabama on March 28, 2019, he promised fans would see an entertaining, up-tempo and fast-paced style of play. And that's exactly what he has delivered during his time in Tuscaloosa.

• The immediate success became evident in his second year at the helm of the program as Oats guided the 2020-21 Crimson Tide to one of its best seasons in the program's illustrious history. Alabama finished the year with a 26-7 overall mark, won 16 conference games (16-2), captured both the SEC regular season and tournament championships, and ended the year ranked No. 5 in the Associated Press' final national rankings which matched the best end-of-season ranking in program history.

• As a result, Oats was rewarded midway through the 2020-21 season with a contract extension that is set to keep him in charge of the Crimson Tide basketball program through March 14, 2027.

• An indicator of Alabama's resurgence can be seen by looking at the last two NBA Drafts. Prior to his arrival, the Tide had just one men's basketball player selected among the top 15 picks from 1992-2019. As a coach who is known for developing talent, Oats has now had an Alabama player selected in the NBA Draft Lottery (top-14 pick) in back-to-back years – a first in program history. The New Orleans Pelicans selected Kira Lewis Jr. No. 13 overall in the 2020 NBA Draft Lottery while Joshua Primo was taken by the San Antonio Spurs at No. 12, making UA one of three schools across the nation to have an NBA Lottery pick in each of the last two drafts.

• Furthermore, Herbert Jones was taken by the Pelicans with the fifth pick in the second round (No. 35 overall) of the 2021 Draft which gave Alabama two players drafted in the same year for the 11th time in program history and the first since 1995. That Tide was also one of only 11 schools nationwide to have more than one player selected.

• Both Primo and Jones earned their way onto draft boards as a result of one of the best seasons in the 100-plus years of Alabama basketball. The 2020-21 Alabama squad claimed both the Southeastern Conference regular season and tournament championships – the only power five program to sweep both the regular season and tournament titles in 2021 – and reached the Sweet 16 for the first time since 2004.

• The season's success snapped some lengthy dry spells within the program as Oats guided Alabama to its first conference championship in 19 years (dating back to 2002), first tournament championship in 30 years (dating back to 1991) and first Sweet 16 showing in 17 years (dating back to 2004). As a result, Oats was named the 2021 SEC Coach of the Year, making him the fourth Alabama head coach to earn the recognition while he earned the accolade for the third time in his career (Mid-American Conference Coach of the Year in 2018 and 2019). Oats was also honored as the United States Basketball Writers Association (USBWA) and the National Association of Basketball Coaches (NABC) District Coach of the Year and was one of four finalists for the 2021 Naismith National Coach of the Year.

• Oats has boasted eight players who have earned SEC postseason honors, coached three NBA Draft picks, three SEC First Team honorees, the 2021 SEC Tournament MVP and the 2021 SEC Player and Defensive Player of the Year.

• Across his two years, the Tide has combined to lead the nation in three-pointers made per game (10.7), total three-point shots made (682) and total threes attempted (1,946) while averaging more than 80.5 points per game and breaking several school and conference records along the way. Additionally, UA has collected 35 games (out of the 64 he has coached) of scoring 80 or more points, including a school-record 19 such contests in 2020-21.

• Similar to his expectations on the court, Oats places a high emphasis off the court, particularly in the classroom and the community. Since take over the reigns in 2019, 20 men's basketball players have been named to either the SEC Academic Honor Roll or SEC First Year Honor Roll while earned have graduated and earned a diploma. Additionally, the team set a record for cumulative grade point average in 2020 while maintaining a team GPA over above 3.0 during his time at the helm.

• The program's success has also resulted positively on the recruiting trail as Oats and his staff have signed back-to-back top-10 recruiting classes in 2020 and 2021. Excluding graduate transfers and JUCO signees, of the eight signed players during Oats' two seasons at Alabama, four have been five-star prospects while the other four were all rated as four-star signees. Moreover, the 2020-21 team alone features three McDonald's All-Americans (Jahvon Quinerly, Nimari Burnett and JD Davison).

• Whether it's on the court, in the classroom or out recruiting future Crimson Tide stars, Oats' has returned a winning attitude around the Alabama program. Much of that he credits to instilling three core values that make up the pillars on which the team's culture is built – Max Effort, Continuous Growth and Selfless Love.

CAREER HISTORY AND RESULTS

UNIVERSITY OF BUFFALO, HEAD COACH, 2015-19

| Year | Record | Pct. | MAC Record | Pct. | Postseason |
|------------------|--------------|-------------|--------------|-------------|-------------------|
| 2015-16 | 20-15 | .571 | 10-8 | .556 | NCAA First Round |
| 2016-17 | 17-15 | .531 | 11-7 | .611 | |
| 2017-18 | 27-9 | .750 | 15-3 | .833 | NCAA Second Round |
| 2018-19 | 32-4 | .889 | 16-2 | .889 | NCAA Second Round |
| Total (4) | 96-43 | .696 | 60-30 | .667 | |

UNIVERSITY OF ALABAMA, HEAD COACH, 2019-PRESENT

| Year | Record | Pct. | SEC Record | Pct. | Postseason |
|------------------|---------------|-------------|--------------|-------------|--------------------------|
| 2019-20 | 16-15 | .516 | 8-10 | .444 | NA |
| 2020-21 | 26-7 | .788 | 16-2 | .889 | NCAA Tournament Sweet 16 |
| 2021-22 | 17-10 | .630 | 7-7 | .500 | |
| Total (4) | 59-32 | .648 | 31-19 | .620 | |
| Total (7) | 155-75 | .674 | 91-49 | .650 | |

HONORS

SEC Coach of the Year (2021)
MAC Coach of the Year (2018, 2019)
NABC District Coach of the Year (2018, 2019)
3x Regular Season Champions (2x MAC, 1x SEC)

POSTSEASON

4x Conference Tournament Champions (MAC 3x, SEC 1x)
4 NCAA Tournaments
1 Sweet 16

ON THE BENCH

**CHARLIE HENRY**
Assistant Coach

• In his third season at Alabama
• Boasts more than 10 years of coaching experience on three major levels of basketball – NBA, G League and DI power-five schools – including stops at the Chicago Bulls, Windy City Bulls and Iowa State


• With Henry's assistance, Alabama swept both the SEC regular season, the program's first since 2002, and tournament, first since 1991, championships, while becoming the only "Power 5" program to achieve the feat during the 2021 campaign

**BRYAN HODGSON**
Assistant Coach

• In his third season at Alabama
• Instrumental in signing the nation's No. 9-ranked signing class in 2021 and No. 3-ranked class in the SEC according to 247sports

• Ranked No. 6 on 247sports' list of the top 2020 coach recruiter rankings

• Listed as one top the top 50 Most Impactful High Major Assistant Coaches and invited to participate in the prestigious 2020 TopConnect Seminar

**ANTOINE PETTWAY**
Assistant Coach


• In his 11th season as an assistant coach at his alma mater, and his 14th on the Alabama staff

• Known as one of the top recruiters in the country and was listed by 247sports.com as the No. 8 recruiter

in the nation for the 2021 class

• Prior to that, he was ranked No. 1 nationally in 2019, No. 3 in 2017 and No. 9 in 2018

• Recruited and signed five-star prospect JD Davison who is one of the highest-rated recruits to ever sign with the Alabama men's basketball program, ranking No. 9 overall

**ADAM BAUMAN**
Director of Scouting and Analytics

• In his third season at Alabama and is in his first year serving as the program's director of scouting and analytics

• Responsible for overseeing the budget, scheduling, all analytics, recruiting coordinator, advance scouting and camps, among other duties

**DONOVAN KATES**
Special Assistant to Head Coach

• Enters fourth season with the program and first as special assistant to the head coach

• Prior to his promotion, Kates was the video coordinator in 2020-21 after spending two years as a graduate

assistant manager.

THE LAST TIME...

TEAM...

Scored 100 points or more:

Nov. 12, 2021 - UA 104, South Dakota State 88

Scored 110 points or more:

Feb. 13, 2021 - UA 115, Georgia 82

Scored less than 50 points:

Jan. 6, 2018 - Georgia 65, UA 46

Allowed 100 points:

Feb. 1, 2021 - Auburn 100, Alabama 81

Held opponent to 40 points or less:

Jan. 10, 2015 - UA 56, Tennessee 38

Held opponent to 15 pts or less in half:Nov. 29, 2016 - 15 points allowed vs.
Charleston Southern (1st half)**Scored 60 points in a half:**Nov. 28, 2021 - 63 points in second half
vs. Miami**Won an overtime game:**

Feb. 8, 2020 - UA 105, Georgia 102

Lost an overtime game:

March 28, 2021 - UCLA 88, UA 78

Played a double-overtime game:

Jan. 4, 2020 - Florida 104, UA 98

Played a triple-overtime game:

Feb. 7, 2017 - UA 90, South Carolina 86 (4ot)

Played a quadruple-overtime game:

Feb. 7, 2017 - UA 90, South Carolina 86

Shot 60% in a game:

Feb. 9, 2022 - 60.0% (36-of-60) at Ole Miss

Shot 60% or better in a half:Feb. 9, 2022 - 65.5% (19-of-29) in second half
at Ole Miss**Shot 70% or better in a half:**Nov. 29, 2019 - 72.7% in
2nd half vs. Southern Miss**Failed to hit a three-pointer in a game:**

Dec. 4, 2010 vs. Purdue (396 games)

Had at least 20 three-pointers in a game:

Jan. 19, 2021 at LSU (23)*

Had at least 15 steals in a game:

Dec. 12, 2020 vs. Clemson (17)

Had at least 25 assists in a game:

Nov. 17, 2017 vs. Alabama A&M (25)

Had at least 10 blocks in a game:

Nov. 19, 2021 vs. South Dakota State (10)

Forced 25 turnovers in a game:

Nov. 11, 2012 vs. West Alabama (25)

Played a ranked opponent (AP poll):

Feb. 5, 2022 vs. No. 5 Kentucky (lost, 66-55)

Beat a ranked opponent at neutral site:

March 9, 2018 vs. No. 16 Auburn (won, 81-63)

Beat a ranked opponent at home:

Jan. 29, 2022 vs. No. 4 Baylor (won, 87-78)

Beat a ranked opponent on the road:

Dec. 4, 2021 vs. No. 3 Gonzaga (won, 91-82)

Beat a top-10 opponent:

Jan. 29, 2022 vs. No. 4 Baylor (won, 87-78)

Beat a top-10 opponent on the road:

Dec. 4, 2021 vs. No. 3 Gonzaga (won, 91-82)

Beat a top-5 opponent:

Jan. 29, 2022 vs. No. 4 Baylor (won, 87-78)

Beat a top-5 opponent on the road:

Feb. 19, 2022 at No. 4 Kentucky (lost, 90-81)

Played a No. 1 ranked opponent:

Feb. 1, 2022 vs. No. 1 Alabama (lost, 100-81)

Beat a No. 1 ranked opponent on the road:

Jan. 28, 1983 at No. 1 UCLA (won, 70-67)

Beat a No. 1 ranked opponent:March 20, 2004 vs. No. 1 Stanford
(NCAA tournament (won, 70-67)

INDIVIDUAL...

Had a player score 50 points:Michael Nordholz (50) vs. Southern Miss,
12/12/76 (single-game scoring record)**Had a player score 40 points:**

Collin Sexton (40) vs. Minnesota, 11/25/17

Had a player score 35 points:

Kira Lewis Jr. (37) at Georgia, 2/8/20

Had a player score 30 points:

Jaden Shackelford (30) at Ole Miss, 2/9/22

Had a player grab 20 rebounds:

Richard Hendrix (23) vs. Troy, 11/9/07

Had a player dish out 10 or more assists:

JD Davison (10) vs. Miami, 11/28/21

Had a player block five shots:

Charles Bediako (6) vs. Gonzaga, 12/4/21

Had a player block 10 shots:

Roy Rogers (10) vs. LSU, 2/17/96

Had a player with seven or more steals in a game:

Jeremy Hays (8) vs. Oregon State, 12/12/98

Had three players score 20 or more in a gameJohn Petty Jr. (24), Joshua Primo (22), Jahvon
Quinerly (22) at LSU, 1/19/21**Had two players record a double-double in same game:**Jaden Shackelford (18 pts, 11 rebs), Herbert
Jones (14 pts, 12 rebs) vs. Jacksonville State,
11/26/20**Had three players record a double-double in same game:**Jermareo Davidson (12 pts, 12 rebs), Alonzo Gee
(22 pts, 10 rebs), Richard Hendrix (18 pts, 12 rebs)
vs. Louisiana Monroe, 11/28/06**Had a player record a double-double in three consecutive games:**Donta Hall (14 pts, 16 rebs vs. Texas A&M,
12 pts, 11 rebs at Missouri, 16 pts, 12 rebs vs.
Tennessee) (Jan. 12, Jan. 16, Jan. 19, 2019)**Had a player record a double-double in four consecutive games:**Donta Hall (14 pts, 16 rebs vs. Texas A&M,
12 pts, 11 rebs at Missouri, 16 pts, 12 rebs vs.
Tennessee, 10 pts, 11 rebs vs. Ole Miss) (Jan. 12,
Jan. 16, Jan. 19, Jan. 22, 2019)**Had six or more players score in double figures:**John Petty Jr. (14), Kira Lewis Jr. (15), Beetle
Bolden (15), Herbert Jones (15), Alex Reese (14),
Jaden Shackelford (16) at Florida, 1/4/20**Players who recorded a triple-double:**Kira Lewis Jr. (10 pts, 10 rebs, 13 asts)
at Auburn, 2/12/20
Roy Rogers (27 pts, 10 rebs, 10 blocks)
vs. LSU, 2/17/96
Roy Rogers (15 pts, 12 rebs, 14 blks)
at Georgia, 2/10/96

*indicates SEC record



**NOAH
GURLEY**

Fayette, Ga.
Fayette Co. HS/Furman

Forward / Graduate Student / 6-8 / 215

CAREER HIGHS

| | | |
|--------------|----|---|
| Points | 30 | vs. VMI (3/6/21) |
| Rebounds | 12 | vs. East Tennessee State (1/4/20) |
| Assists | 7 | vs. VMI (3/6/21) |
| Steals | 3 | 3x, last vs. Mercer (1/2/21) |
| Blocks | 5 | 2x, last vs. The Citadel (2/24/21) |
| Minutes | 36 | at Alabama (12/15/20) |
| Field Goals | 11 | 3x, last vs. VMI (3/6/21) |
| FG Att. | 22 | at Wofford (2/27/21) |
| 3-Point FG | 4 | 2x, last at Coll. of Charleston (12/5/20) |
| 3-Point Att. | 10 | vs. Samford (1/26/19) |
| Free Throws | 8 | 2x, last at Cincinnati (12/9/20) |
| FT Att. | 15 | vs. UNC Greensboro (1/11/20) |

2021-22 SEASON HIGHS

| | | |
|--------------|-------|---------------------------------|
| Points | 20 | vs. Tennessee (12/29/21) |
| Rebounds | 10 | vs. Tennessee (12/29/21) |
| Assists | 2 | 2x, last vs. Houston (12/11/21) |
| Steals | 2 | vs. Kentucky (2/5/22) |
| Blocks | 3 | vs. Auburn (1/11/22) |
| Minutes | 31:49 | vs. Tennessee (12/29/21) |
| Field Goals | 8 | vs. Tennessee (12/29/21) |
| FG Att. | 10 | 3x, last vs. Arkansas (2/12/22) |
| 3-Point FG | 2 | 2x, last at Ole Miss (2/9/22) |
| 3-Point Att. | 6 | 2x, last vs. Arkansas (2/12/22) |
| Free Throws | 6 | vs. Houston (12/11/21) |
| FT Att. | 8 | vs. LSU (1/19/22) |

MISCELLANEOUS STATS

| CATEGORY | 2021-22 | CAREER |
|--------------------------|---------|--------|
| Double-digit scoring | 6 | 66 |
| 20+ point games | 1 | 13 |
| Double-digit rebounding | 1 | 6 |
| Double-doubles | 1 | 5 |
| Led UA in scoring | | |
| Led UA in rebounding | 2 | 2 |
| Led UA in three-pointers | 1 | 1 |
| Led UA in assists | | |
| Led UA in steals | 4 | 4 |
| Led UA in blocks | 7 | 7 |
| 5+ assist games | | 2 |
| 3+ three-pointers | | 6 |
| 3+ steal games | | 3 |
| 3+ block games | 1 | 7 |

GURLEY'S CAREER STATS

| Year | GP | GS | Min | Avg | FG | FGA | Pct | 3FG | 3FGA | Pct | FT | FTA | Pct | Off | Def | Tot | Avg | PF | FO | Ast | TO | Blk | Stl | Pts | Avg |
|--------------|------------|-----------|-------------|-------------|------------|-------------|-------------|------------|------------|-------------|------------|------------|-------------|------------|------------|------------|------------|------------|-----------|------------|------------|-----------|-----------|-------------|-------------|
| 2018-19* | 31 | 26 | 759 | 24.5 | 103 | 225 | .458 | 34 | 108 | .315 | 33 | 51 | .647 | 37 | 76 | 113 | 3.6 | 89 | 5 | 29 | 57 | 24 | 17 | 273 | 8.8 |
| 2019-20* | 32 | 32 | 925 | 28.9 | 173 | 324 | .534 | 24 | 59 | .407 | 89 | 127 | .701 | 41 | 107 | 148 | 4.8 | 89 | 3 | 60 | 82 | 23 | 28 | 459 | 14.3 |
| 2020-21* | 25 | 25 | 729 | 29.2 | 149 | 299 | .488 | 38 | 112 | .339 | 56 | 81 | .691 | 30 | 114 | 144 | 5.8 | 59 | 3 | 63 | 57 | 27 | 23 | 386 | 15.4 |
| 2021-22 | 27 | 10 | 499 | 18.5 | 79 | 156 | .506 | 17 | 63 | .270 | 24 | 41 | .585 | 39 | 59 | 98 | 3.6 | 74 | 3 | 12 | 36 | 21 | 11 | 199 | 7.4 |
| TOTAL | 115 | 93 | 2912 | 25.3 | 501 | 1004 | .499 | 113 | 342 | .330 | 202 | 300 | .673 | 147 | 356 | 503 | 4.4 | 311 | 14 | 164 | 232 | 95 | 79 | 1317 | 11.5 |



GURLEY'S 2021-22 GAME-BY-GAME STATS

| Opponent | Date | Min | FG-FGA | 3FG-3FGA | FT-FTA | Off-Def-Tot | PF | A | TO | Stl | Blk | Pts |
|-----------------------|-------|-------|--------|----------|--------|-------------|----|---|----|-----|-----|-----|
| LOUISIANA TECH | 11/9 | 19:18 | 1-7 | 1-4 | 0-0 | 0-1-1 | 4 | 2 | 3 | 1 | 0 | 3 |
| SOUTH DAKOTA STATE | 11/12 | 20:24 | 4-9 | 1-3 | 0-0 | 4-1-5 | 2 | 0 | 1 | 1 | 1 | 9 |
| SOUTH ALABAMA | 11/16 | 20:56 | 4-10 | 1-6 | 0-0 | 1-3-4 | 2 | 1 | 1 | 1 | 0 | 9 |
| OAKLAND | 11/19 | 20:13 | 3-6 | 0-2 | 2-5 | 2-5-7 | 2 | 0 | 2 | 0 | 2 | 8 |
| vs. Iona | 11/25 | 22:46 | 3-5 | 1-2 | 0-0 | 2-2-4 | 3 | 0 | 2 | 1 | 0 | 7 |
| vs. Drake | 11/26 | 17:20 | 4-6 | 0-1 | 0-1 | 0-3-3 | 4 | 0 | 0 | 1 | 1 | 8 |
| vs. Miami | 11/18 | 13:34 | 2-5 | 1-2 | 0-0 | 0-1-1 | 3 | 0 | 1 | 1 | 0 | 5 |
| vs. Gonzaga | 12/4 | 15:58 | 1-3 | 0-1 | 1-2 | 2-3-5 | 4 | 0 | 0 | 0 | 2 | 3 |
| HOUSTON | 12/11 | 17:12 | 1-1 | 0-0 | 6-7 | 0-1-1 | 5 | 2 | 2 | 0 | 0 | 8 |
| at Memphis | 12/14 | 14:57 | 2-6 | 0-4 | 0-0 | 1-1-2 | 0 | 0 | 0 | 0 | 0 | 4 |
| JACKSONVILLE STATE | 12/18 | 16:12 | 2-5 | 0-2 | 1-2 | 1-2-3 | 2 | 1 | 0 | 0 | 0 | 5 |
| vs. Davidson | 12/21 | 21:08 | 4-7 | 1-2 | 0-0 | 3-3-6 | 3 | 0 | 2 | 1 | 2 | 9 |
| TENNESSEE* | 12/29 | 31:49 | 8-10 | 2-4 | 2-2 | 1-9-10 | 3 | 0 | 1 | 0 | 1 | 20 |
| at Florida* | 1/5 | 6:04 | 1-2 | 1-1 | 0-0 | 1-0-1 | 5 | 0 | 1 | 0 | 0 | 3 |
| at Missouri* | 1/8 | 25:10 | 4-6 | 1-1 | 0-0 | 0-2-2 | 2 | 1 | 0 | 0 | 0 | 9 |
| AUBURN* | 1/11 | 26:01 | 3-6 | 1-2 | 4-4 | 0-2-2 | 0 | 1 | 1 | 0 | 3 | 11 |
| at Mississippi State* | 1/15 | 13:19 | 1-2 | 0-1 | 0-0 | 1-1-2 | 5 | 0 | 2 | 0 | 0 | 2 |
| LSU* | 1/19 | 23:53 | 2-5 | 0-2 | 2-8 | 4-3-7 | 1 | 1 | 5 | 0 | 2 | 6 |
| MISSOURI* | 1/22 | 17:05 | 3-3 | 0-0 | 2-4 | 3-0-3 | 0 | 1 | 1 | 0 | 1 | 8 |
| at Georgia* | 1/25 | 16:53 | 5-7 | 0-1 | 1-1 | 4-2-6 | 3 | 0 | 2 | 1 | 0 | 11 |
| BAYLOR | 1/29 | 19:42 | 2-5 | 0-1 | 0-0 | 1-2-3 | 4 | 1 | 1 | 0 | 1 | 4 |
| at Auburn* | 2/1 | 14:12 | 4-6 | 2-3 | 1-2 | 3-0-3 | 3 | 0 | 2 | 0 | 0 | 11 |
| KENTUCKY* | 2/5 | 16:48 | 1-6 | 0-3 | 1-2 | 0-4-4 | 3 | 0 | 2 | 2 | 0 | 3 |
| at Ole Miss* | 2/9 | 17:08 | 4-7 | 2-3 | 0-0 | 3-4-7 | 1 | 0 | 0 | 0 | 2 | 10 |
| ARKANSAS* | 2/12 | 18:13 | 4-10 | 1-6 | 0-0 | 2-2-4 | 4 | 1 | 4 | 1 | 1 | 9 |
| MISSISSIPPI STATE* | 2/16 | 14:44 | 1-3 | 0-2 | 0-0 | 0-1-1 | 2 | 0 | 0 | 0 | 1 | 2 |
| at Kentucky* | 2/19 | 18:27 | 5-8 | 1-4 | 1-1 | 0-1-1 | 4 | 0 | 0 | 0 | 1 | 12 |

* indicates Southeastern Conference opponent



**JUSUAN
HOLT**

Tacoma, Wash.
St. Francis HS

Guard / Freshman / 6-6 / 190

CAREER HIGHS

| | | |
|--------------|-------|---------------------------------|
| Points | 3 | 2x, last vs. Arkansas (2/12/22) |
| Rebounds | 6 | at Ole Miss (2/9/22) |
| Assists | 3 | at Ole Miss (2/9/22) |
| Steals | | |
| Blocks | 1 | vs. South Alabama (11/16/21) |
| Minutes | 25:55 | at Ole Miss (2/9/22) |
| Field Goals | 1 | 3x, last vs. Arkansas (2/12/22) |
| FG Att. | 4 | vs. Oakland (11/19/21) |
| 3-Point FG | 1 | 2x, last vs. Arkansas (2/12/22) |
| 3-Point Att. | 3 | vs. Oakland (11/19/21) |
| Free Throws | | |
| FT Att. | | |

2021-22 SEASON HIGHS

| | | |
|--------------|-------|---------------------------------|
| Points | 3 | 2x, last vs. Arkansas (2/12/22) |
| Rebounds | 6 | at Ole Miss (2/9/22) |
| Assists | 3 | at Ole Miss (2/9/22) |
| Steals | | |
| Blocks | 1 | vs. South Alabama (11/16/21) |
| Minutes | 25:55 | at Ole Miss (2/9/22) |
| Field Goals | 1 | 3x, last vs. Arkansas (2/12/22) |
| FG Att. | 4 | vs. Oakland (11/19/21) |
| 3-Point FG | 1 | 2x, last vs. Arkansas (2/12/22) |
| 3-Point Att. | 3 | vs. Oakland (11/19/21) |
| Free Throws | | |
| FT Att. | | |

MISCELLANEOUS STATS

| CATEGORY | 2021-22 | CAREER |
|--------------------------|---------|--------|
| Double-digit scoring | | |
| 20+ point games | | |
| Double-digit rebounding | | |
| Double-doubles | | |
| Led UA in scoring | | |
| Led UA in rebounding | | |
| Led UA in three-pointers | 1 | 1 |
| Led UA in assists | | |
| Led UA in steals | | |
| Led UA in blocks | | |
| 5+ assist games | | |
| 3+ three-pointers | | |
| 3+ steal games | | |
| 3+ block games | | |

HOLT'S CAREER STATS

| Year | GP | GS | Min | Avg | FG | FGA | Pct | 3FG | 3FGA | Pct | FT | FTA | Pct | Off | Def | Tot | Avg | PF | FO | Ast | TO | Blk | Stl | Pts | Avg |
|--------------|-----------|----------|------------|------------|----------|-----------|-------------|----------|-----------|-------------|----------|----------|-------------|----------|-----------|-----------|------------|----------|----------|----------|----------|----------|----------|----------|------------|
| 2021-22 | 17 | 0 | 122 | 7.2 | 3 | 18 | .167 | 2 | 14 | .143 | 0 | 0 | .000 | 8 | 21 | 29 | 1.7 | 9 | 0 | 5 | 5 | 2 | 0 | 8 | 0.5 |
| TOTAL | 17 | 0 | 122 | 7.2 | 3 | 18 | .167 | 2 | 14 | .143 | 0 | 0 | .000 | 8 | 21 | 29 | 1.7 | 9 | 0 | 5 | 5 | 2 | 0 | 8 | 0.5 |



HOLT'S 2021-22 GAME-BY-GAME STATS

| Opponent | Date | Min | FG-FGA | 3FG-FGA | FT-FTA | Off-Def-Tot | PF | A | TO | Stl | Blk | Pts |
|-----------------------|-------|-------|--------|---------|--------|------------------------|----|---|----|-----|-----|-----|
| LOUISIANA TECH | 11/9 | 3:53 | 0-2 | 0-2 | 0-0 | 0-1-1 | 0 | 0 | 0 | 0 | 0 | 0 |
| SOUTH DAKOTA STATE | 11/12 | | | | | DNP - Coach's Decision | | | | | | |
| SOUTH ALABAMA | 11/16 | 8:29 | 0-0 | 0-0 | 0-0 | 1-2-3 | 1 | 0 | 1 | 0 | 1 | 0 |
| OAKLAND | 11/19 | 11:48 | 0-4 | 0-3 | 0-0 | 2-3-5 | 0 | 0 | 1 | 0 | 0 | 0 |
| vs. Iona | 11/25 | | | | | DNP - Coach's Decision | | | | | | |
| vs. Drake | 11/26 | | | | | DNP - Coach's Decision | | | | | | |
| vs. Miami | 11/28 | 9:50 | 1-2 | 1-1 | 0-0 | 0-1-1 | 1 | 0 | 0 | 0 | 0 | 3 |
| vs. Gonzaga | 12/4 | | | | | DNP - Coach's Decision | | | | | | |
| HOUSTON | 12/11 | | | | | DNP - Coach's Decision | | | | | | |
| at Memphis | 12/14 | | | | | DNP - Coach's Decision | | | | | | |
| JACKSONVILLE STATE | 12/18 | | | | | DNP - Coach's Decision | | | | | | |
| vs. Davidson | 12/21 | 5:58 | 0-1 | 0-1 | 0-0 | 0-0-0 | 1 | 1 | 0 | 0 | 0 | 0 |
| TENNESSEE* | 12/29 | 3:19 | 0-1 | 0-1 | 0-0 | 0-1-1 | 0 | 0 | 0 | 0 | 0 | 0 |
| at Florida* | 1/5 | | | | | DNP - Coach's Decision | | | | | | |
| at Missouri* | 1/8 | | | | | DNP - Coach's Decision | | | | | | |
| AUBURN* | 1/11 | 6:43 | 0-1 | 0-1 | 0-0 | 0-1-1 | 1 | 0 | 0 | 0 | 0 | 0 |
| at Mississippi State* | 1/15 | 1:49 | 0-0 | 0-0 | 0-0 | 1-0-1 | 1 | 1 | 0 | 0 | 0 | 0 |
| LSU* | 1/19 | 2:35 | 0-0 | 0-0 | 0-0 | 0-0-0 | 0 | 0 | 0 | 0 | 0 | 0 |
| MISSOURI* | 1/22 | 10:46 | 0-2 | 0-2 | 0-0 | 0-0-0 | 0 | 0 | 0 | 0 | 0 | 0 |
| at Georgia* | 1/25 | 1:09 | 0-0 | 0-0 | 0-0 | 0-1-1 | 0 | 0 | 1 | 0 | 0 | 0 |
| BAYLOR | 1/29 | | | | | DNP - Coach's Decision | | | | | | |
| at Auburn* | 2/1 | 2:49 | 0-0 | 0-0 | 0-0 | 0-1-1 | 1 | 0 | 0 | 0 | 0 | 0 |
| KENTUCKY* | 2/5 | 8:08 | 0-1 | 0-1 | 0-0 | 1-1-2 | 1 | 0 | 0 | 0 | 0 | 0 |
| at Ole Miss* | 2/9 | 25:55 | 1-2 | 0-0 | 0-0 | 0-6-6 | 2 | 3 | 0 | 0 | 0 | 2 |
| ARKANSAS* | 2/12 | 8:37 | 1-2 | 1-2 | 0-0 | 0-3-3 | 0 | 0 | 2 | 0 | 0 | 3 |
| MISSISSIPPI STATE* | 2/16 | 4:29 | 0-0 | 0-0 | 0-0 | 1-0-1 | 0 | 0 | 0 | 0 | 0 | 0 |
| at Kentucky* | 2/19 | 6:04 | 0-0 | 0-0 | 0-0 | 2-0-2 | 0 | 0 | 0 | 1 | 0 | 0 |

* indicates Southeastern Conference opponent



2 DARIUS MILES

Washington, D.C.
Theodore Roosevelt HS

Forward / Sophomore / 6-6 / 185

CAREER HIGHS

| | | |
|--------------|-------|--|
| Points | 14 | vs. South Dakota St. (11/12/21) |
| Rebounds | 9 | vs. Auburn (1/11/22) |
| Assists | 3 | vs. Jacksonville State (12/18/21) |
| Steals | 3 | 2x, last vs. Mississippi St. (2/16/22) |
| Blocks | 3 | at Missouri (1/8/22) |
| Minutes | 29:12 | vs. Auburn (1/11/22) |
| Field Goals | 5 | vs. South Dakota St. (11/12/21) |
| FG Att. | 9 | 2x, last vs. Gonzaga (12/4/21) |
| 3-Point FG | 3 | 3x, last at Memphis (12/14/21) |
| 3-Point Att. | 6 | at LSU (1/19/21) |
| Free Throws | 4 | 2x, last vs. Mississippi St. (2/16/22) |
| FT Att. | 5 | vs. Auburn (1/11/22) |

2021-22 SEASON HIGHS

| | | |
|--------------|-------|--|
| Points | 14 | vs. South Dakota St. (11/12/21) |
| Rebounds | 9 | vs. Auburn (1/11/22) |
| Assists | 3 | vs. Jacksonville State (12/18/21) |
| Steals | 3 | 2x, last vs. Mississippi St. (2/16/22) |
| Blocks | 3 | at Missouri (1/8/22) |
| Minutes | 29:12 | vs. Auburn (1/11/22) |
| Field Goals | 5 | vs. South Dakota St. (11/12/21) |
| FG Att. | 9 | 2x, last vs. Gonzaga (12/4/21) |
| 3-Point FG | 3 | 3x, last at Memphis (12/14/21) |
| 3-Point Att. | 5 | vs. Gonzaga (12/4/21) |
| Free Throws | 4 | 2x, last vs. Mississippi St. (2/16/22) |
| FT Att. | 5 | vs. Auburn (1/11/22) |

MISCELLANEOUS STATS

| CATEGORY | 2021-22 | CAREER |
|--------------------------|---------|--------|
| Double-digit scoring | 7 | 7 |
| 20+ point games | | |
| Double-digit rebounding | | |
| Double-doubles | | |
| Led UA in scoring | | |
| Led UA in rebounding | 2 | 2 |
| Led UA in three-pointers | 2 | 2 |
| Led UA in assists | | |
| Led UA in steals | 4 | 4 |
| Led UA in blocks | 5 | 7 |
| 5+ assist games | | |
| 3+ three-pointers | 3 | 3 |
| 3+ steal games | 2 | 2 |
| 3+ block games | 1 | 1 |

MILES' CAREER STATS

| Year | GP | GS | Min | Avg | FG | FGA | Pct | 3FG | 3FGA | Pct | FT | FTA | Pct | Off | Def | Tot | Avg | PF | FO | Ast | TO | Blk | Stl | Pts | Avg |
|--------------|-----------|----------|------------|-------------|-----------|------------|-------------|-----------|-----------|-------------|-----------|-----------|-------------|-----------|-----------|------------|------------|-----------|----------|-----------|-----------|-----------|-----------|------------|------------|
| 2020-21 | 17 | 0 | 71 | 4.2 | 12 | 29 | .414 | 7 | 20 | .350 | 7 | 8 | .875 | 3 | 12 | 15 | 0.9 | 8 | 0 | 4 | 15 | 4 | 3 | 38 | 2.2 |
| 2021-22 | 24 | 1 | 427 | 17.8 | 49 | 124 | .395 | 23 | 70 | .329 | 31 | 41 | .756 | 27 | 59 | 86 | 3.6 | 53 | 0 | 18 | 21 | 13 | 17 | 152 | 6.3 |
| TOTAL | 41 | 1 | 498 | 12.1 | 61 | 153 | .399 | 30 | 90 | .333 | 38 | 49 | .776 | 30 | 71 | 101 | 2.5 | 61 | 0 | 22 | 36 | 17 | 20 | 190 | 4.6 |



MILES' 2021-22 GAME-BY-GAME STATS

| Opponent | Date | Min | FG-FGA | 3FG-FGA | FT-FTA | Off-Def-Tot | PF | A | TO | Stl | Blk | Pts |
|-----------------------|-------|-------|--------|---------|--------|------------------------|----|---|----|-----|-----|-----|
| LOUISIANA TECH | 11/9 | 16:42 | 4-4 | 3-3 | 0-0 | 0-3-3 | 3 | 0 | 0 | 1 | 0 | 11 |
| SOUTH DAKOTA STATE | 11/12 | 18:13 | 5-9 | 3-4 | 0-1 | 3-1-4 | 4 | 0 | 1 | 0 | 1 | 13 |
| SOUTH ALABAMA | 11/16 | 19:37 | 4-7 | 0-2 | 2-4 | 0-2-2 | 2 | 2 | 2 | 3 | 1 | 10 |
| OAKLAND | 11/19 | 13:53 | 2-5 | 0-2 | 3-3 | 1-2-3 | 3 | 1 | 0 | 0 | 0 | 7 |
| vs. Iona | 11/25 | 16:49 | 2-7 | 0-2 | 3-4 | 0-2-2 | 3 | 0 | 0 | 0 | 0 | 7 |
| vs. Drake | 11/26 | 16:00 | 3-4 | 0-0 | 0-1 | 2-0-2 | 0 | 0 | 0 | 1 | 2 | 6 |
| vs. Miami | 11/28 | 17:43 | 2-5 | 1-3 | 0-0 | 1-4-5 | 2 | 2 | 1 | 1 | 2 | 5 |
| vs. Gonzaga | 12/4 | 18:54 | 2-9 | 1-5 | 0-0 | 2-2-4 | 4 | 0 | 1 | 2 | 0 | 5 |
| HOUSTON | 12/11 | 13:49 | 0-3 | 0-2 | 0-1 | 0-1-1 | 0 | 0 | 1 | 0 | 0 | 0 |
| at Memphis | 12/14 | 17:22 | 3-5 | 3-4 | 0-0 | 0-0-0 | 4 | 0 | 1 | 0 | 0 | 9 |
| JACKSONVILLE STATE | 12/18 | 26:40 | 3-8 | 2-5 | 2-2 | 3-4-7 | 2 | 3 | 0 | 1 | 1 | 10 |
| vs. Davidson | 12/21 | 13:37 | 2-8 | 0-4 | 0-0 | 2-3-5 | 0 | 1 | 1 | 0 | 0 | 4 |
| TENNESSEE* | 12/29 | | | | | DNP - Coach's Decision | | | | | | |
| at Florida* | 1/5 | 13:21 | 0-3 | 0-2 | 0-0 | 0-2-2 | 3 | 1 | 0 | 1 | 1 | 0 |
| at Missouri* | 1/8 | 18:47 | 1-4 | 1-2 | 2-2 | 2-1-3 | 4 | 2 | 1 | 0 | 3 | 5 |
| AUBURN* | 1/11 | 29:12 | 3-6 | 1-3 | 3-5 | 3-6-9 | 4 | 1 | 2 | 1 | 1 | 10 |
| at Mississippi State* | 1/15 | 19:42 | 4-7 | 2-4 | 4-4 | 4-2-6 | 1 | 1 | 2 | 0 | 0 | 14 |
| LSU* | 1/19 | 25:41 | 1-2 | 1-2 | 2-3 | 0-6-6 | 2 | 0 | 2 | 1 | 0 | 5 |
| MISSOURI* | 1/22 | 16:16 | 2-4 | 1-3 | 2-3 | 2-2-4 | 3 | 0 | 2 | 0 | 1 | 7 |
| at Georgia* | 1/25 | 11:53 | 0-4 | 0-3 | 2-2 | 0-1-1 | 0 | 0 | 0 | 0 | 0 | 2 |
| BAYLOR | 1/29 | | | | | DNP - Coach's Decision | | | | | | |
| at Auburn* | 2/1 | 9:12 | 1-4 | 1-3 | 0-0 | 0-1-1 | 3 | 0 | 1 | 1 | 0 | 3 |
| KENTUCKY* | 2/5 | | | | | DNP - Coach's Decision | | | | | | |
| at Ole Miss* | 2/9 | 6:07 | 0-2 | 0-1 | 2-2 | 0-0-0 | 0 | 0 | 0 | 0 | 0 | 2 |
| ARKANSAS* | 2/12 | 20:24 | 1-4 | 1-4 | 0-0 | 0-7-7 | 2 | 1 | 0 | 0 | 0 | 3 |
| MISSISSIPPI STATE* | 2/16 | 20:48 | 3-5 | 2-4 | 4-4 | 1-6-7 | 2 | 1 | 1 | 3 | 0 | 12 |
| at Kentucky* | 2/19 | 26:18 | 1-5 | 0-3 | 0-0 | 1-1-2 | 2 | 2 | 2 | 1 | 0 | 2 |

* indicates Southeastern Conference opponent



**JD
DAVISON**

Letohatchee, Ala.
Calhoun HS

Guard / Freshman / 6-3 / 195

CAREER HIGHS

| | | |
|--------------|-------|---------------------------------|
| Points | 20 | vs. Gonzaga (12/4/21) |
| Rebounds | 10 | vs. Mississippi (2/16/22) |
| Assists | 10 | 2x, last at Memphis (12/14/21) |
| Steals | 3 | at Memphis (12/14/21) |
| Blocks | 2 | 2x, last at Georgia (1/25/22) |
| Minutes | 32:24 | at Memphis (12/14/21) |
| Field Goals | 7 | at Ole Miss. (2/9/22) |
| FG Att. | 10 | 2x, last vs. Kentucky (2/5/22) |
| 3-Point FG | 4 | vs. Gonzaga (12/4/21) |
| 3-Point Att. | 6 | vs. Gonzaga (12/4/21) |
| Free Throws | 6 | vs. Missouri (1/22/22) |
| FT Att. | 8 | 2x, last vs. Missouri (1/22/22) |

2021-22 SEASON HIGHS

| | | |
|--------------|-------|---------------------------------|
| Points | 20 | vs. Gonzaga (12/4/21) |
| Rebounds | 10 | vs. Mississippi State (2/16/22) |
| Assists | 10 | 2x, last at Memphis (12/14/21) |
| Steals | 3 | at Memphis (12/14/21) |
| Blocks | 2 | 2x, last at Georgia (1/25/22) |
| Minutes | 32:24 | at Memphis (12/14/21) |
| Field Goals | 7 | at Ole Miss (2/9/22) |
| FG Att. | 10 | 2x, last vs. Kentucky (2/5/22) |
| 3-Point FG | 4 | vs. Gonzaga (12/4/21) |
| 3-Point Att. | 6 | vs. Gonzaga (12/4/21) |
| Free Throws | 6 | vs. Missouri (1/22/22) |
| FT Att. | 8 | 2x, last vs. Missouri (1/22/22) |

MISCELLANEOUS STATS

| CATEGORY | 2021-22 | CAREER |
|--------------------------|---------|--------|
| Double-digit scoring | 9 | 9 |
| 20+ point games | 1 | 1 |
| Double-digit rebounding | 1 | 1 |
| Double-doubles | 1 | 1 |
| Led UA in scoring | 1 | 1 |
| Led UA in rebounding | 5 | 5 |
| Led UA in three-pointers | 2 | 2 |
| Led UA in assists | 13 | 13 |
| Led UA in steals | 6 | 6 |
| Led UA in blocks | 4 | 4 |
| 5+ assist games | 9 | 9 |
| 3+ three-pointers | 1 | 1 |
| 3+ steal games | 1 | 1 |
| 3+ block games | | |



DAVISON'S 2021-22 GAME-BY-GAME STATS

| Opponent | Date | Min | FG-FGA | 3FG-FGA | FT-FTA | Off-Def-Tot | PF | A | TO | Stl | Blk | Pts |
|-----------------------|-------|-------|--------|---------|--------|-------------|----|----|----|-----|-----|-----|
| LOUISIANA TECH | 11/9 | 25:50 | 3-4 | 1-2 | 5-7 | 2-4-6 | 0 | 6 | 2 | 1 | 0 | 12 |
| SOUTH DAKOTA STATE | 11/12 | 24:01 | 2-7 | 0-4 | 2-2 | 0-5-5 | 1 | 5 | 2 | 1 | 0 | 6 |
| SOUTH ALABAMA | 11/16 | 22:15 | 1-3 | 0-1 | 0-1 | 0-2-2 | 2 | 2 | 3 | 0 | 1 | 2 |
| OAKLAND | 11/19 | 27:18 | 3-6 | 2-4 | 2-2 | 2-5-7 | 2 | 5 | 3 | 0 | 0 | 10 |
| vs. Iona | 11/25 | 23:02 | 2-3 | 0-0 | 4-8 | 1-1-2 | 0 | 3 | 2 | 1 | 0 | 8 |
| vs. Drake | 11/26 | 20:33 | 3-6 | 0-2 | 1-2 | 0-5-5 | 0 | 3 | 7 | 0 | 1 | 7 |
| vs. Miami | 11/28 | 29:44 | 6-8 | 1-2 | 0-0 | 2-4-6 | 1 | 10 | 3 | 1 | 0 | 13 |
| vs. Gonzaga | 12/4 | 26:19 | 6-10 | 4-6 | 4-4 | 1-4-5 | 1 | 3 | 4 | 1 | 0 | 20 |
| HOUSTON | 12/11 | 26:32 | 3-4 | 0-0 | 4-5 | 1-8-9 | 1 | 2 | 2 | 0 | 0 | 10 |
| at Memphis | 12/14 | 32:24 | 3-6 | 0-1 | 2-4 | 5-0-5 | 2 | 10 | 3 | 3 | 1 | 8 |
| JACKSONVILLE STATE | 12/18 | 13:31 | 1-7 | 0-3 | 2-2 | 2-1-3 | 0 | 1 | 2 | 1 | 0 | 4 |
| vs. Davidson | 12/21 | 19:35 | 2-4 | 1-0 | 0-0 | 1-3-4 | 0 | 4 | 0 | 0 | 0 | 4 |
| TENNESSEE* | 12/29 | 22:34 | 1-3 | 0-2 | 3-4 | 1-5-6 | 1 | 3 | 8 | 1 | 0 | 5 |
| at Florida * | 1/5 | 20:08 | 0-3 | 0-1 | 2-2 | 0-2-2 | 1 | 4 | 1 | 0 | 0 | 2 |
| at Missouri* | 1/8 | 25:01 | 5-8 | 2-3 | 1-2 | 1-6-7 | 1 | 4 | 1 | 1 | 2 | 13 |
| AUBURN* | 1/11 | 26:03 | 4-9 | 0-2 | 1-2 | 0-2-2 | 1 | 4 | 1 | 1 | 0 | 9 |
| at Mississippi State* | 1/15 | 29:42 | 2-4 | 1-3 | 0-0 | 0-1-1 | 3 | 2 | 3 | 0 | 0 | 5 |
| LSU* | 1/19 | 18:20 | 2-7 | 0-4 | 0-0 | 1-2-3 | 1 | 1 | 3 | 0 | 0 | 4 |
| MISSOURI* | 1/22 | 31:37 | 4-8 | 3-4 | 6-8 | 1-3-4 | 1 | 2 | 2 | 1 | 1 | 17 |
| at Georgia* | 1/25 | 29:01 | 3-7 | 0-3 | 1-2 | 0-5-5 | 3 | 7 | 2 | 1 | 2 | 7 |
| BAYLOR | 1/29 | 26:28 | 6-9 | 2-4 | 0-0 | 0-4-4 | 2 | 5 | 3 | 2 | 1 | 14 |
| at Auburn* | 2/1 | 23:35 | 0-5 | 0-3 | 0-0 | 0-0-0 | 2 | 4 | 0 | 1 | 0 | 0 |
| KENTUCKY* | 2/5 | 25:47 | 3-10 | 1-3 | 0-0 | 3-3-6 | 1 | 0 | 3 | 0 | 0 | 7 |
| at Ole Miss* | 2/9 | 23:49 | 7-8 | 2-2 | 2-3 | 0-3-3 | 0 | 8 | 2 | 1 | 1 | 18 |
| ARKANSAS* | 2/12 | 29:41 | 4-9 | 1-3 | 2-3 | 2-2-4 | 3 | 4 | 6 | 1 | 1 | 11 |
| MISSISSIPPI STATE* | 2/16 | 17:49 | 2-4 | 0-2 | 3-3 | 1-9-10 | 0 | 1 | 3 | 1 | 0 | 7 |
| at Kentucky* | 2/19 | 23:10 | 2-7 | 0-2 | 2-2 | 3-4-7 | 1 | 5 | 2 | 0 | 0 | 6 |

* indicates Southeastern Conference opponent

DAVISON'S CAREER STATS

| Year | GP | GS | Min | Avg | FG | FGA | Pct | 3FG | 3FGA | Pct | FT | FTA | Pct | Off | Def | Tot | Avg | PF | FO | Ast | TO | Blk | Stl | Pts | Avg |
|---------|----|----|-----|------|----|-----|------|-----|------|------|----|-----|------|-----|-----|-----|-----|----|----|-----|----|-----|-----|-----|-----|
| 2021-22 | 27 | 4 | 664 | 24.6 | 80 | 169 | .473 | 20 | 67 | .299 | 49 | 68 | .721 | 30 | 93 | 123 | 4.6 | 3 | 0 | 108 | 73 | 11 | 20 | 229 | 8.5 |
| TOTAL | 27 | 4 | 664 | 24.6 | 80 | 169 | .473 | 20 | 67 | .299 | 49 | 68 | .721 | 30 | 93 | 123 | 4.6 | 31 | 0 | 108 | 73 | 11 | 20 | 229 | 8.5 |



**JUWAN
GARY**

Columbia, S.C.
Liberty Heights/West Charlotte HS

Forward / Sophomore / 6-6 / 218

CAREER HIGHS

| | | |
|--------------|-------|-----------------------------------|
| Points | 19 | 2x, last at Florida (1/5/22) |
| Rebounds | 10 | 2x, last vs. Drake (11/26/21) |
| Assists | 2 | vs. Kentucky (2/5/22) |
| Steals | 3 | 2x, last vs. Tennessee (12/29/21) |
| Blocks | 3 | Arkansas (1/16/21) |
| Minutes | 28:43 | vs. Houston (12/11/21) |
| Field Goals | 7 | 2x, last vs. Baylor (1/29/22) |
| FG Att. | 13 | vs. Houston (12/11/21) |
| 3-Point FG | 3 | vs. Davidson (12/21/21) |
| 3-Point Att. | 5 | vs. Gonzaga (12/4/21) |
| Free Throws | 6 | vs. Houston (12/11/21) |
| FT Att. | 9 | vs. Houston (12/11/21) |

2021-22 SEASON HIGHS

| | | |
|--------------|-------|-----------------------------------|
| Points | 19 | 2x, last at Florida (1/5/22) |
| Rebounds | 10 | 2x, last vs. Drake (11/26/21) |
| Assists | 2 | vs. Kentucky (2/5/22) |
| Steals | 3 | 2x, last vs. Tennessee (12/29/21) |
| Blocks | 1 | 9x, last vs. LSU (1/19/22) |
| Minutes | 28:43 | vs. Houston (12/11/21) |
| Field Goals | 7 | 2x, last vs. Baylor (1/29/22) |
| FG Att. | 13 | vs. Houston (12/11/21) |
| 3-Point FG | 3 | vs. Davidson (12/21/21) |
| 3-Point Att. | 5 | vs. Gonzaga (12/4/21) |
| Free Throws | 6 | vs. Houston (12/11/21) |
| FT Att. | 9 | vs. Houston (12/11/21) |

MISCELLANEOUS STATS

| CATEGORY | 2021-22 | CAREER |
|--------------------------|---------|--------|
| Double-digit scoring | 7 | 11 |
| 20+ point games | | |
| Double-digit rebounding | 2 | 2 |
| Double-doubles | 2 | 2 |
| Led UA in scoring | 2 | 2 |
| Led UA in rebounding | 4 | 6 |
| Led UA in three-pointers | | |
| Led UA in assists | | 1 |
| Led UA in steals | 4 | 8 |
| Led UA in blocks | 4 | 7 |
| 5+ assist games | | |
| 3+ three-pointers | 1 | 1 |
| 3+ steal games | 2 | 2 |
| 3+ block games | | 2 |



GARY'S 2021-22 GAME-BY-GAME STATS

| Opponent | Date | Min | FG-FGA | 3FG-FGA | FT-FTA | Off-Def-Tot | PF | A | TO | Stl | Blk | Pts |
|-----------------------|-------|-------|--------|---------|--------|-------------|----|---|----|-----|-----|-----|
| LOUISIANA TECH | 11/9 | 21:04 | 6-10 | 0-3 | 0-0 | 5-5-10 | 1 | 1 | 0 | 3 | 0 | 12 |
| SOUTH DAKOTA STATE | 11/12 | 7:37 | 0-1 | 0-1 | 0-0 | 0-2-2 | 1 | 1 | 0 | 0 | 0 | 0 |
| SOUTH ALABAMA | 11/16 | | | | | | | | | | | |
| OAKLAND | 11/19 | | | | | | | | | | | |
| vs. Iona | 11/25 | 20:11 | 2-3 | 0-0 | 0-2 | 2-5-7 | 2 | 0 | 1 | 0 | 0 | 4 |
| vs. Drake | 11/26 | 26:36 | 6-9 | 0-0 | 2-4 | 4-6-10 | 4 | 0 | 2 | 2 | 0 | 14 |
| vs. Miami | 11/28 | 16:54 | 5-7 | 0-1 | 3-4 | 3-2-5 | 2 | 1 | 2 | 1 | 0 | 13 |
| vs. Gonzaga | 12/4 | 17:16 | 2-8 | 1-5 | 2-2 | 1-1-2 | 4 | 1 | 0 | 1 | 1 | 7 |
| HOUSTON | 12/11 | 28:43 | 6-13 | 1-3 | 6-9 | 3-1-4 | 4 | 0 | 0 | 0 | 1 | 19 |
| at Memphis | 12/14 | 20:39 | 3-6 | 1-2 | 0-0 | 0-2-2 | 5 | 0 | 3 | 0 | 0 | 7 |
| JACKSONVILLE STATE | 12/18 | 14:48 | 2-3 | 0-1 | 0-0 | 0-0-0 | 3 | 0 | 1 | 0 | 1 | 4 |
| vs. Davidson | 12/21 | 23:53 | 4-5 | 3-5 | 4-5 | 3-5-8 | 1 | 0 | 1 | 0 | 1 | 15 |
| TENNESSEE* | 12/29 | 20:24 | 1-3 | 0-1 | 0-0 | 3-1-4 | 4 | 0 | 1 | 3 | 1 | 2 |
| at Florida* | 1/5 | 27:45 | 7-11 | 1-3 | 4-4 | 4-4-8 | 0 | 1 | 0 | 2 | 1 | 19 |
| at Missouri* | 1/8 | 24:24 | 4-8 | 0-2 | 1-3 | 2-1-3 | 4 | 0 | 0 | 1 | 1 | 9 |
| AUBURN* | 1/11 | 6:06 | 2-3 | 0-1 | 0-0 | 1-0-1 | 4 | 0 | 0 | 0 | 0 | 4 |
| at Mississippi State* | 1/15 | 8:26 | 1-3 | 0-2 | 0-0 | 0-0-0 | 4 | 0 | 1 | 0 | 1 | 2 |
| LSU* | 1/19 | 7:09 | 0-2 | 0-1 | 0-0 | 1-1-2 | 1 | 0 | 0 | 0 | 1 | 0 |
| MISSOURI* | 1/22 | | | | | | | | | | | |
| at Georgia* | 1/25 | | | | | | | | | | | |
| BAYLOR | 1/29 | 26:34 | 7-8 | 0-0 | 1-2 | 3-0-3 | 0 | 0 | 1 | 0 | 1 | 15 |
| at Auburn* | 2/1 | 18:30 | 1-2 | 0-0 | 1-2 | 3-3-6 | 4 | 0 | 0 | 1 | 0 | 3 |
| KENTUCKY* | 2/5 | 21:13 | 2-6 | 0-2 | 2-6 | 0-4-4 | 1 | 2 | 1 | 0 | 1 | 6 |
| at Ole Miss* | 2/9 | 11:27 | 2-3 | 0-0 | 2-2 | 0-1-1 | 0 | 0 | 0 | 0 | 0 | 6 |
| ARKANSAS* | 2/12 | 6:15 | 1-3 | 0-1 | 0-0 | 0-1-1 | 2 | 0 | 0 | 0 | 0 | 2 |
| MISSISSIPPI STATE* | 2/16 | 7:32 | 1-1 | 0-0 | 0-0 | 1-1-2 | 1 | 0 | 1 | 1 | 0 | 2 |
| at Kentucky* | 2/19 | 11:21 | 1-3 | 1-2 | 0-2 | 2-0-2 | 1 | 0 | 1 | 0 | 1 | 3 |

* indicates Southeastern Conference opponent

GARY'S CAREER STATS

| Year | GP | GS | Min | Avg | FG | FGA | Pct | 3FG | 3FGA | Pct | FT | FTA | Pct | Off | Def | Tot | Avg | PF | FO | Ast | TO | Blk | Stl | Pts | Avg |
|--------------|-----------|-----------|------------|-------------|------------|------------|-------------|----------|-----------|-------------|-----------|-----------|-------------|-----------|-----------|------------|------------|-----------|----------|-----------|-----------|-----------|-----------|------------|------------|
| 2020-21 | 30 | 2 | 284 | 9.5 | 48 | 89 | .539 | 1 | 9 | .111 | 18 | 34 | .529 | 40 | 45 | 85 | 2.8 | 40 | 1 | 5 | 13 | 12 | 14 | 115 | 3.8 |
| 2021-22 | 23 | 16 | 395 | 17.2 | 66 | 121 | .545 | 8 | 35 | .229 | 28 | 47 | .596 | 41 | 46 | 87 | 3.8 | 53 | 1 | 7 | 16 | 12 | 15 | 168 | 7.3 |
| TOTAL | 53 | 18 | 678 | 12.8 | 114 | 210 | .543 | 9 | 44 | .205 | 46 | 81 | .568 | 81 | 91 | 172 | 3.2 | 93 | 2 | 12 | 29 | 24 | 29 | 283 | 5.3 |



/// 5

JADEN
SHACKELFORD

Hesperia, Calif.
Hesperia HS

Guard / Junior / 6-3 / 220

CAREER HIGHS

| | | |
|--------------|----|-----------------------------------|
| Points | 30 | at Ole Miss (2/9/22) |
| Rebounds | 12 | vs. Jacksonville State (11/25/20) |
| Assists | 8 | at LSU (1/19/21) |
| Steals | 4 | vs LSU (1/19/22) |
| Blocks | 2 | 2x, last vs. Oakland (11/19/21) |
| Minutes | 42 | at Auburn (2/12/20) |
| Field Goals | 11 | vs. Arkansas (2/1/20) |
| FG Att. | 23 | at Auburn (2/12/20) |
| 3-Point FG | 8 | 2x, last at Ole Miss (2/9/22) |
| 3-Point Att. | 17 | at Auburn (2/12/20) |
| Free Throws | 10 | 2x, last vs. Kentucky (1/26/21) |
| FT Att. | 11 | 2x, last vs. LSU (1/19/22) |

2021-22 SEASON HIGHS

| | | |
|--------------|-------|-------------------------------|
| Points | 30 | at Ole Miss (2/9/22) |
| Rebounds | 10 | 2x, last vs. Iona (11/25/21) |
| Assists | 5 | vs. Baylor (1/29/22) |
| Steals | 4 | vs. LSU (1/19/22) |
| Blocks | 2 | vs. Oakland (11/19/21) |
| Minutes | 38:24 | vs. Gonzaga (12/4/21) |
| Field Goals | 10 | 2x, last at Ole Miss (2/9/22) |
| FG Att. | 18 | vs. LSU (1/19/22) |
| 3-Point FG | 8 | at Ole Miss (2/9/22) |
| 3-Point Att. | 13 | at Ole Miss (2/9/22) |
| Free Throws | 9 | 2x, last at Auburn (2/1/22) |
| FT Att. | 11 | vs LSU (1/19/22) |

MISCELLANEOUS STATS

| CATEGORY | 2021-22 | CAREER |
|--------------------------|---------|--------|
| Double-digit scoring | 25 | 70 |
| 20+ point games | 9 | 22 |
| Double-digit rebounding | 2 | 3 |
| Double-doubles | 2 | 3 |
| Led UA in scoring | 10 | 27 |
| Led UA in rebounding | 5 | 11 |
| Led UA in three-pointers | 15 | 34 |
| Led UA in assists | 4 | 11 |
| Led UA in steals | 6 | 10 |
| Led UA in blocks | | 2 |
| 5+ assist games | 1 | 3 |
| 3+ three-pointers | 16 | 38 |
| 3+ steal games | 3 | 4 |
| 3+ block games | | |

SHACKELFORD'S CAREER STATS

| Year | GP | GS | Min | Avg | FG | FGA | Pct | 3FG | 3FGA | Pct | FT | FTA | Pct | Off | Def | Tot | Avg | PF | FO | Ast | TO | Blk | Stl | Pts | Avg |
|--------------|-----------|-----------|-------------|-------------|------------|-------------|-------------|------------|------------|-------------|------------|------------|-------------|-----------|------------|------------|------------|------------|----------|------------|------------|-----------|-----------|-------------|-------------|
| 2019-20 | 31 | 19 | 911 | 29.4 | 148 | 358 | .413 | 84 | 235 | .357 | 86 | 112 | .768 | 39 | 100 | 139 | 4.5 | 52 | 0 | 44 | 46 | 6 | 17 | 466 | 15.0 |
| 2020-21 | 33 | 32 | 969 | 29.4 | 154 | 376 | .410 | 63 | 184 | .342 | 90 | 119 | .756 | 26 | 99 | 125 | 3.8 | 50 | 1 | 65 | 50 | 2 | 28 | 461 | 14.0 |
| 2021-22 | 27 | 27 | 921 | 34.1 | 152 | 379 | .401 | 83 | 229 | .362 | 76 | 99 | .768 | 34 | 119 | 153 | 5.7 | 45 | 0 | 42 | 56 | 5 | 24 | 463 | 17.1 |
| TOTAL | 91 | 78 | 2801 | 30.8 | 454 | 1113 | .408 | 230 | 648 | .355 | 252 | 330 | .764 | 99 | 318 | 417 | 4.6 | 147 | 1 | 151 | 152 | 13 | 69 | 1390 | 15.3 |



SHACKELFORD'S 2021-22 GAME-BY-GAME STATS

| Opponent | Date | Min | FG-FGA | 3FG-FGA | FT-FTA | Off-Def-Tot | PF | A | TO | Stl | Blk | Pts |
|-----------------------|-------|-------|--------|---------|--------|-------------|----|---|----|-----|-----|-----|
| LOUISIANA TECH | 11/9 | 30:07 | 6-15 | 4-10 | 1-3 | 1-6-7 | 0 | 2 | 3 | 0 | 0 | 17 |
| SOUTH DAKOTA STATE | 11/12 | 32:01 | 8-17 | 3-8 | 4-5 | 2-3-5 | 4 | 0 | 0 | 0 | 0 | 23 |
| SOUTH ALABAMA | 11/16 | 34:46 | 6-16 | 4-10 | 2-4 | 2-8-10 | 2 | 1 | 5 | 1 | 1 | 18 |
| OAKLAND | 11/19 | 28:28 | 7-17 | 3-11 | 3-3 | 1-4-5 | 2 | 2 | 1 | 0 | 2 | 20 |
| vs. Iona | 11/25 | 31:11 | 6-17 | 4-10 | 3-4 | 1-9-10 | 3 | 1 | 2 | 0 | 0 | 19 |
| vs. Drake | 11/26 | 37:20 | 6-12 | 2-6 | 0-1 | 2-3-5 | 1 | 4 | 1 | 1 | 0 | 14 |
| vs. Miami | 11/28 | 25:52 | 5-11 | 5-9 | 0-0 | 0-3-3 | 0 | 0 | 1 | 0 | 0 | 15 |
| vs. Gonzaga | 12/4 | 38:24 | 10-16 | 6-8 | 2-3 | 0-9-9 | 1 | 2 | 3 | 0 | 0 | 28 |
| HOUSTON | 12/11 | 36:17 | 6-10 | 5-7 | 1-1 | 0-8-8 | 3 | 1 | 1 | 1 | 0 | 18 |
| at Memphis | 12/14 | 35:31 | 4-12 | 1-4 | 1-2 | 3-5-8 | 2 | 1 | 4 | 3 | 0 | 10 |
| JACKSONVILLE State | 12/18 | 34:03 | 0-6 | 0-5 | 0-0 | 2-2-4 | 2 | 2 | 2 | 0 | 1 | 0 |
| vs. Davidson | 12/21 | 32:53 | 8-15 | 4-11 | 0-0 | 1-4-5 | 3 | 1 | 3 | 1 | 0 | 29 |
| TENNESSEE* | 12/29 | 37:24 | 5-17 | 2-10 | 0-0 | 2-2-4 | 0 | 0 | 2 | 1 | 0 | 12 |
| at Florida * | 1/5 | 36:02 | 4-12 | 3-8 | 3-4 | 2-1-3 | 2 | 1 | 1 | 2 | 0 | 14 |
| at Missouri* | 1/8 | 36:04 | 5-15 | 3-8 | 4-4 | 0-2-2 | 1 | 2 | 1 | 0 | 0 | 17 |
| AUBURN* | 1/11 | 29:07 | 4-14 | 2-8 | 3-4 | 1-6-7 | 0 | 1 | 1 | 0 | 0 | 13 |
| at Mississippi State* | 1/15 | 32:03 | 6-16 | 1-9 | 4-5 | 1-4-5 | 0 | 1 | 1 | 2 | 0 | 17 |
| LSU* | 1/19 | 37:27 | 7-18 | 3-10 | 9-11 | 1-3-4 | 0 | 2 | 2 | 4 | 0 | 26 |
| MISSOURI* | 1/22 | 32:30 | 6-16 | 2-6 | 7-7 | 2-5-7 | 1 | 1 | 0 | 1 | 0 | 21 |
| at Georgia* | 1/25 | 37:07 | 6-10 | 6-9 | 2-4 | 0-3-3 | 3 | 2 | 5 | 0 | 1 | 20 |
| BAYLOR | 1/29 | 36:51 | 5-12 | 1-7 | 8-10 | 3-6-9 | 2 | 5 | 1 | 3 | 0 | 19 |
| at Auburn* | 2/1 | 35:02 | 6-15 | 5-11 | 9-10 | 1-2-3 | 3 | 2 | 3 | 0 | 0 | 26 |
| KENTUCKY* | 2/5 | 34:21 | 2-11 | 0-7 | 2-2 | 0-4-4 | 2 | 1 | 3 | 1 | 0 | 6 |
| at Ole Miss* | 2/9 | 35:45 | 10-17 | 8-13 | 2-4 | 0-5-5 | 3 | 0 | 2 | 1 | 0 | 30 |
| ARKANSAS* | 2/12 | 33:07 | 4-12 | 1-6 | 1-2 | 2-3-5 | 2 | 0 | 5 | 1 | 0 | 10 |
| MISSISSIPPI STATE* | 2/16 | 35:09 | 5-15 | 0-6 | 2-3 | 3-5-8 | 2 | 4 | 3 | 0 | 0 | 12 |
| at Kentucky* | 2/19 | 36:07 | 5-15 | 5-12 | 3-3 | 1-4-5 | 1 | 3 | 0 | 0 | 0 | 18 |

* indicates Southeastern Conference opponent



10

**CHARLES
BEDIAKO**

Brampton, Ontario
IMG Academy

Center / Freshman / 7-0 / 225

CAREER HIGHS

| | | |
|--------------|-------|--|
| Points | 15 | vs. Mississippi St. (2/16/22) |
| Rebounds | 8 | 4x, last Kentucky (2/5/22) |
| Assists | 3 | vs. Miami (11/28/21) |
| Steals | 3 | vs. South Alabama (11/16/21) |
| Blocks | 6 | 2x, last vs. Mississippi St. (2/16/22) |
| Minutes | 26:57 | vs. Mississippi St. (2/16/22) |
| Field Goals | 6 | 2x, last vs. Mississippi St. (2/16/22) |
| FG Att. | 8 | vs. Oakland (11/19/21) |
| 3-Point FG | | |
| 3-Point Att. | 1 | at Florida (1/5/22) |
| Free Throws | 5 | 2x, last at Mississippi St. (1/15/22) |
| FT Att. | 8 | vs. Tennessee (12/29/21) |

2021-22 SEASON HIGHS

| | | |
|--------------|-------|--|
| Points | 15 | vs. Mississippi St. (2/16/22) |
| Rebounds | 8 | 34, last vs Kentucky (2/5/22) |
| Assists | 3 | vs. Miami (11/28/21) |
| Steals | 3 | vs. South Alabama (11/16/21) |
| Blocks | 6 | 2x, last vs. Mississippi St. (2/16/22) |
| Minutes | 26:57 | vs. Mississippi St. (2/16/22) |
| Field Goals | 6 | 2x, last vs. Mississippi St. (2/16/22) |
| FG Att. | 8 | vs. Oakland (11/19/21) |
| 3-Point FG | | |
| 3-Point Att. | 1 | at Florida (1/5/22) |
| Free Throws | 5 | 2x, last at Mississippi St. (1/15/22) |
| FT Att. | 8 | vs. Tennessee (12/29/21) |

MISCELLANEOUS STATS

| CATEGORY | 2021-22 | CAREER |
|--------------------------|---------|--------|
| Double-digit scoring | 6 | 6 |
| 20+ point games | | |
| Double-digit rebounding | | |
| Double-doubles | | |
| Led UA in scoring | 1 | 1 |
| Led UA in rebounding | 2 | 2 |
| Led UA in three-pointers | | |
| Led UA in assists | | |
| Led UA in steals | 5 | 5 |
| Led UA in blocks | 14 | 14 |
| 5+ assist games | | |
| 3+ three-pointers | | |
| 3+ steal games | 1 | 1 |
| 3+ block games | 6 | 6 |

BEDIAKO'S CAREER STATS

| Year | GP | GS | Min | Avg | FG | FGA | Pct | 3FG | 3FGA | Pct | FT | FTA | Pct | Off | Def | Tot | Avg | PF | FO | Ast | TO | Blk | Stl | Pts | Avg |
|--------------|-----------|-----------|------------|-------------|-----------|------------|-------------|----------|----------|-------------|-----------|-----------|-------------|-----------|-----------|------------|------------|-----------|----------|-----------|-----------|-----------|-----------|------------|------------|
| 2021-22 | 27 | 25 | 484 | 17.9 | 72 | 107 | .673 | 0 | 1 | .000 | 37 | 61 | .607 | 54 | 63 | 117 | 4.3 | 68 | 3 | 18 | 24 | 47 | 19 | 181 | 6.7 |
| TOTAL | 27 | 25 | 484 | 17.9 | 72 | 107 | .673 | 0 | 1 | .000 | 37 | 61 | .607 | 54 | 63 | 117 | 4.3 | 68 | 3 | 18 | 24 | 47 | 19 | 181 | 6.7 |



BEDIAKO'S 2021-22 GAME-BY-GAME STATS

| Opponent | Date | Min | FG-FGA | 3FG-FGA | FT-FTA | Off-Def-Tot | PF | A | TO | Stl | Blk | Pts |
|-----------------------|-------|-------|--------|---------|--------|-------------|----|---|----|-----|-----|-----|
| LOUISIANA TECH | 11/9 | 10:54 | 2-4 | 0-0 | 1-2 | 2-1-3 | 5 | 1 | 1 | 0 | 0 | 5 |
| SOUTH DAKOTA STATE | 11/12 | 23:47 | 6-7 | 0-0 | 0-2 | 2-4-6 | 3 | 2 | 0 | 1 | 1 | 12 |
| SOUTH ALABAMA | 11/16 | 25:52 | 3-5 | 0-0 | 2-3 | 3-2-5 | 2 | 1 | 4 | 3 | 5 | 8 |
| OAKLAND | 11/19 | 26:06 | 5-8 | 0-0 | 2-3 | 4-1-5 | 1 | 0 | 0 | 0 | 3 | 12 |
| vs. Iona | 11/25 | 21:01 | 2-4 | 0-0 | 0-0 | 0-3-3 | 4 | 0 | 2 | 1 | 1 | 4 |
| vs. Drake | 11/26 | 15:31 | 2-2 | 0-0 | 0-0 | 1-3-4 | 2 | 0 | 0 | 1 | 2 | 4 |
| vs. Miami | 11/28 | 15:15 | 2-4 | 0-0 | 1-2 | 5-3-8 | 4 | 3 | 0 | 0 | 0 | 5 |
| vs. Gonzaga | 12/4 | 21:41 | 3-4 | 0-0 | 1-4 | 2-6-8 | 4 | 1 | 0 | 2 | 6 | 7 |
| HOUSTON | 12/11 | 16:17 | 3-3 | 0-0 | 1-2 | 0-1-1 | 5 | 1 | 1 | 0 | 0 | 7 |
| at Memphis | 12/14 | 18:43 | 4-5 | 0-0 | 1-2 | 0-0-0 | 3 | 0 | 0 | 2 | 1 | 9 |
| JACKSONVILLE STATE | 12/18 | 20:50 | 3-4 | 0-0 | 1-2 | 1-6-7 | 5 | 1 | 3 | 2 | 5 | 7 |
| vs. Davidson | 12/21 | 18:51 | 2-2 | 0-0 | 0-0 | 1-3-4 | 1 | 0 | 1 | 0 | 0 | 4 |
| TENNESSEE* | 12/29 | 12:48 | 0-1 | 0-0 | 5-8 | 2-1-3 | 2 | 0 | 0 | 0 | 0 | 5 |
| at Florida* | 1/5 | 24:34 | 4-8 | 0-1 | 3-4 | 6-1-7 | 4 | 1 | 2 | 2 | 2 | 11 |
| at Missouri* | 1/8 | 7:52 | 1-4 | 0-0 | 0-0 | 2-2-4 | 1 | 1 | 0 | 0 | 0 | 2 |
| AUBURN* | 1/11 | 13:59 | 2-3 | 0-0 | 2-2 | 1-0-1 | 0 | 0 | 1 | 0 | 2 | 6 |
| at Mississippi State* | 1/15 | 20:30 | 3-5 | 0-0 | 5-6 | 1-5-6 | 1 | 2 | 0 | 1 | 1 | 11 |
| LSU* | 1/19 | 16:26 | 0-1 | 0-0 | 0-0 | 1-1-2 | 0 | 0 | 1 | 0 | 0 | 0 |
| MISSOURI* | 1/22 | 8:29 | 1-2 | 0-0 | 1-2 | 1-0-1 | 2 | 0 | 0 | 0 | 1 | 3 |
| at Georgia* | 1/25 | 21:22 | 4-5 | 0-0 | 0-0 | 5-3-8 | 3 | 1 | 2 | 1 | 2 | 8 |
| BAYLOR | 1/29 | 13:20 | 1-1 | 0-0 | 0-0 | 0-0-0 | 1 | 0 | 1 | 0 | 0 | 2 |
| at Auburn* | 2/1 | 18:22 | 1-3 | 0-0 | 1-2 | 3-4-7 | 4 | 0 | 1 | 0 | 3 | 3 |
| KENTUCKY* | 2/5 | 20:05 | 4-4 | 0-0 | 4-4 | 4-4-8 | 3 | 1 | 1 | 1 | 1 | 12 |
| at Ole Miss* | 2/9 | 15:27 | 2-4 | 0-0 | 0-0 | 1-2-3 | 1 | 1 | 0 | 1 | 1 | 4 |
| ARKANSAS* | 2/12 | 13:48 | 3-4 | 0-0 | 3-4 | 1-2-3 | 3 | 0 | 2 | 1 | 2 | 9 |
| MISSISSIPPI STATE* | 2/16 | 26:57 | 6-7 | 0-0 | 3-7 | 1-4-5 | 2 | 0 | 0 | 0 | 6 | 15 |
| at Kentucky* | 2/19 | 14:59 | 3-3 | 0-0 | 0-0 | 4-1-5 | 2 | 1 | 1 | 0 | 2 | 6 |

* indicates Southeastern Conference opponent



13 JAHVON QUINERLY

Hackensack, N.J.
Hudson Catholic HS/Villanova

Guard / Junior / 6-1 / 175

CAREER HIGHS

| | | |
|--------------|-------|---------------------------------|
| Points | 26 | vs. South Dakota St. (11/12/21) |
| Rebounds | 6 | 2x, last vs. Auburn (1/11/22) |
| Assists | 11 | Maryland (3/22/21) |
| Steals | 3 | vs. Stanford (11/30/20) |
| Blocks | 2 | vs. Mississippi St. (2/16/22) |
| Minutes | 37:26 | vs. Mississippi St. (2/16/22) |
| Field Goals | 11 | vs. South Dakota St. (11/12/21) |
| FG Att. | 24 | vs. South Dakota St. (11/12/21) |
| 3-Point FG | 6 | at LSU (1/19/21) |
| 3-Point Att. | 15 | vs. South Dakota St. (11/12/21) |
| Free Throws | 8 | vs. Drake (11/26/21) |
| FT Att. | 11 | vs. Drake (11/26/20) |

2021-22 SEASON HIGHS

| | | |
|--------------|-------|---------------------------------|
| Points | 26 | vs. South Dakota St. (11/12/21) |
| Rebounds | 6 | 2x, last vs Auburn (1/11/22) |
| Assists | 9 | vs. Missouri (1/22/22) |
| Steals | 2 | 4x, last vs. Baylor (1/29/22) |
| Blocks | 2 | vs. Mississippi St. (2/16/22) |
| Minutes | 37:26 | vs. Mississippi St. (2/16/22) |
| Field Goals | 11 | vs. South Dakota St. (11/12/21) |
| FG Att. | 24 | vs. South Dakota St. (11/12/21) |
| 3-Point FG | 4 | vs. South Dakota St. (11/12/21) |
| 3-Point Att. | 15 | vs. South Dakota St. (11/12/21) |
| Free Throws | 8 | vs. Drake (11/26/21) |
| FT Att. | 11 | vs. Drake (11/26/21) |

MISCELLANEOUS STATS

| CATEGORY | 2021-22 | CAREER |
|--------------------------|---------|--------|
| Double-digit scoring | 18 | 42 |
| 20+ point games | 4 | 7 |
| Double-digit rebounding | | |
| Double-doubles | | |
| Led UA in scoring | 6 | 14 |
| Led UA in rebounding | | |
| Led UA in three-pointers | 6 | 14 |
| Led UA in assists | 16 | 28 |
| Led UA in steals | 3 | 6 |
| Led UA in blocks | | |
| 5+ assist games | 10 | 14 |
| 3+ three-pointers | 4 | 9 |
| 3+ steal games | 1 | 2 |
| 3+ block games | | |

QUINERLY'S CAREER STATS

| Year | GP | GS | Min | Avg | FG | FGA | Pct | 3FG | 3FGA | Pct | FT | FTA | Pct | Off | Def | Tot | Avg | PF | FO | Ast | TO | Blk | Stl | Pts | Avg |
|--------------|-----------|-----------|-------------|-------------|------------|------------|-------------|------------|------------|-------------|------------|------------|-------------|-----------|------------|------------|------------|------------|----------|------------|------------|----------|-----------|------------|-------------|
| 2018-19 | 25 | 0 | 230 | 9.2 | 28 | 83 | .337 | 12 | 48 | .250 | 11 | 15 | .733 | 2 | 18 | 20 | 0.8 | 18 | 0 | 22 | 19 | 0 | 5 | 79 | 3.2 |
| 2020-21 | 30 | 7 | 753 | 25.1 | 142 | 297 | .478 | 52 | 120 | .433 | 51 | 74 | .689 | 15 | 50 | 65 | 2.2 | 59 | 1 | 96 | 69 | 1 | 19 | 387 | 12.9 |
| 2021-22 | 27 | 23 | 837 | 31.0 | 138 | 344 | .401 | 36 | 148 | .243 | 63 | 86 | .733 | 11 | 74 | 85 | 3.1 | 48 | 0 | 121 | 76 | 5 | 20 | 375 | 13.9 |
| TOTAL | 82 | 30 | 1821 | 22.2 | 308 | 724 | .425 | 100 | 316 | .316 | 125 | 175 | .714 | 28 | 142 | 170 | 2.1 | 125 | 1 | 239 | 164 | 6 | 44 | 841 | 10.3 |



QUINERLY'S 2021-22 GAME-BY-GAME STATS

| Opponent | Date | Min | FG-FGA | 3FG-FGA | FT-FTA | Off-Def-Tot | PF | A | TO | Stl | Blk | Pts |
|-----------------------|-------|-------|--------|---------|--------|-------------|----|---|----|-----|-----|-----|
| LOUISIANA TECH | 11/9 | 29:07 | 3-7 | 1-5 | 2-2 | 0-4-4 | 2 | 2 | 2 | 0 | 0 | 9 |
| SOUTH DAKOTA STATE | 11/12 | 33:46 | 11-24 | 4-15 | 0-0 | 0-5-5 | 1 | 8 | 3 | 0 | 0 | 26 |
| SOUTH ALABAMA | 11/16 | 35:40 | 3-10 | 0-3 | 2-2 | 0-3-3 | 2 | 5 | 4 | 1 | 0 | 8 |
| OAKLAND | 11/19 | 28:03 | 7-12 | 3-7 | 2-2 | 0-3-3 | 2 | 2 | 1 | 2 | 1 | 19 |
| vs. Iona | 11/25 | 32:14 | 6-14 | 0-2 | 3-7 | 0-2-2 | 1 | 2 | 1 | 2 | 0 | 15 |
| vs. Drake | 11/26 | 35:14 | 4-11 | 2-6 | 8-11 | 0-0-0 | 3 | 4 | 5 | 1 | 0 | 18 |
| vs. Miami | 11/28 | 24:22 | 3-9 | 1-4 | 0-1 | 1-3-4 | 0 | 2 | 1 | 0 | 1 | 7 |
| vs. Gonzaga | 12/4 | 30:60 | 6-17 | 1-5 | 4-4 | 0-2-2 | 2 | 6 | 4 | 1 | 0 | 17 |
| HOUSTON | 12/11 | 32:19 | 7-11 | 1-2 | 2-2 | 0-3-3 | 1 | 8 | 3 | 2 | 0 | 17 |
| at Memphis | 12/14 | 28:19 | 4-11 | 2-8 | 2-2 | 2-4-6 | 2 | 4 | 5 | 1 | 0 | 12 |
| JACKSONVILLE STATE | 12/18 | 35:41 | 6-11 | 2-4 | 1-4 | 0-5-5 | 1 | 4 | 2 | 1 | 0 | 15 |
| vs. Davidson | 12/21 | 32:23 | 5-16 | 2-6 | 1-2 | 0-0-0 | 0 | 6 | 2 | 1 | 0 | 13 |
| TENNESSEE* | 12/29 | 28:48 | 7-13 | 1-7 | 3-4 | 0-4-4 | 4 | 3 | 3 | 1 | 0 | 18 |
| at Florida* | 1/5 | 32:08 | 7-18 | 2-9 | 3-4 | 1-4-5 | 1 | 5 | 4 | 1 | 0 | 19 |
| at Missouri* | 1/8 | 32:39 | 9-13 | 0-2 | 1-3 | 2-3-5 | 2 | 4 | 1 | 0 | 0 | 19 |
| AUBURN* | 1/11 | 32:07 | 4-19 | 2-10 | 4-4 | 1-5-6 | 3 | 5 | 4 | 0 | 1 | 14 |
| at Mississippi State* | 1/15 | 23:18 | 1-5 | 0-2 | 3-4 | 1-0-1 | 3 | 2 | 4 | 0 | 0 | 5 |
| LSU* | 1/19 | 30:55 | 6-16 | 2-7 | 3-5 | 1-2-3 | 1 | 1 | 2 | 1 | 0 | 17 |
| MISSOURI* | 1/22 | 36:15 | 5-14 | 0-3 | 3-4 | 0-5-5 | 1 | 9 | 2 | 2 | 0 | 13 |
| at Georgia* | 1/25 | 25:33 | 2-9 | 1-7 | 0-0 | 1-2-3 | 3 | 3 | 2 | 1 | 0 | 5 |
| BAYLOR | 1/29 | 33:04 | 6-10 | 3-6 | 5-5 | 0-2-2 | 3 | 5 | 4 | 2 | 0 | 20 |
| at Auburn* | 2/1 | 34:55 | 7-21 | 2-8 | 4-4 | 0-4-4 | 4 | 4 | 2 | 1 | 0 | 20 |
| KENTUCKY* | 2/5 | 30:17 | 2-11 | 0-3 | 3-4 | 1-4-5 | 1 | 4 | 2 | 0 | 0 | 7 |
| at Ole Miss* | 2/9 | 32:53 | 4-10 | 1-2 | 0-1 | 0-2-2 | 3 | 8 | 5 | 0 | 0 | 9 |
| ARKANSAS* | 2/12 | 27:53 | 2-6 | 0-3 | 2-3 | 0-0-0 | 0 | 4 | 5 | 0 | 0 | 6 |
| MISSISSIPPI STATE* | 2/16 | 37:26 | 8-16 | 3-8 | 2-2 | 0-2-2 | 0 | 8 | 2 | 0 | 2 | 21 |
| at Kentucky* | 2/19 | 20:41 | 3-10 | 0-4 | 0-0 | 0-0-1 | 2 | 3 | 1 | 0 | 0 | 6 |

* indicates Southeastern Conference opponent



14
KEON
ELLIS

Eustis, Fla.
Leesburg, HS

Guard / Senior / 6-6 / 175

CAREER HIGHS

| | | |
|--------------|-------|----------------------------------|
| Points | 28 | at Kentucky (2/19/22) |
| Rebounds | 13 | vs. South Dakota St. (11/12/21) |
| Assists | 5 | vs. Tennessee (12/21/21) |
| Steals | 4 | 5x, last at Kentucky (2/19/22) |
| Blocks | 3 | 2x, last vs. Arkansas (2/12/22) |
| Minutes | 38:15 | vs. Jacksonville State(12/18/21) |
| Field Goals | 10 | at Kentucky (2/19/22) |
| FG Att. | 16 | at Kentucky (2/19/22) |
| 3-Point FG | 7 | at Kentucky (2/19/22) |
| 3-Point Att. | 11 | at Kentucky (2/19/22) |
| Free Throws | 7 | vs. Auburn (1/11/22) |
| FT Att. | 8 | vs. Auburn (1/11/22) |

2021-22 SEASON HIGHS

| | | |
|--------------|-------|----------------------------------|
| Points | 28 | at Kentucky (2/18/22) |
| Rebounds | 13 | vs. South Dakota St. (11/12/21) |
| Assists | 5 | vs. Tennessee (12/29/21) |
| Steals | 4 | 5x, last at Kentucky (2/19/22) |
| Blocks | 3 | vs. Arkansas (2/12/22) |
| Minutes | 38:15 | vs. Jacksonville State(12/18/21) |
| Field Goals | 10 | at Kentucky (2/19/22) |
| FG Att. | 16 | at Kentucky (2/19/22) |
| 3-Point FG | 7 | at Kentucky (2/19/22) |
| 3-Point Att. | 11 | at Kentucky (2/19/22) |
| Free Throws | 7 | vs. Auburn (1/11/22) |
| FT Att. | 8 | vs. Auburn (1/11/22) |

MISCELLANEOUS STATS

| CATEGORY | 2021-22 | CAREER |
|--------------------------|---------|--------|
| Double-digit scoring | 15 | 21 |
| 20+ point games | 3 | 3 |
| Double-digit rebounding | 2 | 2 |
| Double-doubles | 2 | 2 |
| Led UA in scoring | 6 | 7 |
| Led UA in rebounding | 6 | 11 |
| Led UA in three-pointers | 7 | 10 |
| Led UA in assists | 1 | 1 |
| Led UA in steals | 14 | 18 |
| Led UA in blocks | 8 | 8 |
| 5+ assist games | 1 | 1 |
| 3+ three-pointers | 7 | 8 |
| 3+ steal games | 9 | 13 |
| 3+ block games | 1 | 1 |

ELLIS' CAREER STATS

| Year | GP | GS | Min | Avg | FG | FGA | Pct | 3FG | 3FGA | Pct | FT | FTA | Pct | Off | Def | Tot | Avg | PF | FO | Ast | TO | Blk | Stl | Pts | Avg |
|--------------|-----------|-----------|-------------|-------------|------------|------------|-------------|-----------|------------|-------------|------------|------------|-------------|-----------|------------|------------|------------|------------|----------|-----------|-----------|-----------|-----------|------------|------------|
| 2020-21 | 32 | 7 | 559 | 17.5 | 60 | 119 | .504 | 21 | 54 | .389 | 34 | 47 | .723 | 29 | 100 | 129 | 4.0 | 65 | 2 | 34 | 34 | 14 | 35 | 17 | 5.5 |
| 2021-22 | 27 | 27 | 829 | 30.7 | 98 | 226 | .434 | 53 | 148 | .358 | 68 | 77 | .883 | 47 | 111 | 158 | 5.9 | 72 | 1 | 49 | 39 | 19 | 51 | 317 | 11.7 |
| TOTAL | 59 | 34 | 1388 | 23.5 | 158 | 345 | .458 | 74 | 202 | .366 | 102 | 124 | .823 | 76 | 211 | 287 | 4.9 | 137 | 3 | 83 | 73 | 33 | 86 | 492 | 8.3 |



ELLIS' 2021-22 GAME-BY-GAME STATS

| Opponent | Date | Min | FG-FGA | 3FG-FGA | FT-FTA | Off-Def-Tot | PF | A | TO | Stl | Blk | Pts |
|-----------------------|-------|-------|--------|---------|--------|-------------|----|---|----|-----|-----|-----|
| LOUISIANA TECH | 11/9 | 30:53 | 5-7 | 3-4 | 5-5 | 2-7-9 | 1 | 3 | 1 | 3 | 1 | 18 |
| SOUTH DAKOTA STATE | 11/12 | 35:07 | 5-10 | 2-5 | 3-4 | 5-8-13 | 1 | 3 | 0 | 1 | 0 | 15 |
| SOUTH ALABAMA | 11/16 | 31:16 | 6-10 | 2-5 | 4-5 | 2-4-6 | 2 | 1 | 2 | 3 | 0 | 18 |
| OAKLAND | 11/19 | 27:16 | 1-6 | 1-5 | 4-4 | 2-4-5 | 2 | 3 | 3 | 2 | 2 | 7 |
| vs. Iona | 11/25 | 31:45 | 2-3 | 0-1 | 0-0 | 2-6-8 | 1 | 1 | 2 | 2 | 2 | 4 |
| vs. Drake | 11/26 | 31:26 | 3-7 | 1-1 | 2-2 | 1-5-6 | 3 | 0 | 2 | 1 | 0 | 9 |
| vs. Miami | 11/28 | 29:02 | 8-11 | 5-6 | 1-1 | 0-4-4 | 3 | 2 | 2 | 0 | 0 | 22 |
| vs. Gonzaga | 12/4 | 29:05 | 1-5 | 0-4 | 2-3 | 1-3-4 | 3 | 2 | 0 | 0 | 0 | 4 |
| HOUSTON | 12/11 | 28:51 | 0-5 | 0-4 | 4-4 | 1-2-3 | 1 | 0 | 2 | 1 | 0 | 4 |
| at Memphis | 12/14 | 32:05 | 7-14 | 3-10 | 2-2 | 3-3-6 | 2 | 1 | 3 | 2 | 1 | 19 |
| JACKSONVILLE STATE | 12/18 | 38:15 | 6-12 | 4-10 | 4-4 | 2-8-10 | 2 | 3 | 1 | 0 | 0 | 20 |
| vs. Davidson | 12/21 | 31:42 | 3-9 | 2-7 | 1-1 | 3-1-4 | 3 | 4 | 1 | 2 | 1 | 9 |
| TENNESSEE* | 12/29 | 35:46 | 3-9 | 2-6 | 1-3 | 0-9-9 | 3 | 5 | 0 | 1 | 1 | 9 |
| at Florida* | 1/5 | 31:42 | 5-11 | 2-7 | 1-1 | 1-3-4 | 3 | 2 | 2 | 4 | 1 | 13 |
| at Missouri* | 1/8 | 28:38 | 4-9 | 2-6 | 2-2 | 1-1-2 | 3 | 1 | 1 | 4 | 0 | 12 |
| AUBURN* | 1/11 | 30:43 | 1-5 | 1-4 | 7-8 | 1-6-7 | 5 | 0 | 2 | 4 | 0 | 10 |
| at Mississippi State* | 1/15 | 34:13 | 3-10 | 3-6 | 5-5 | 2-5-7 | 4 | 3 | 1 | 2 | 1 | 14 |
| LSU* | 1/19 | 28:12 | 3-8 | 1-6 | 5-5 | 4-4-8 | 4 | 1 | 0 | 3 | 0 | 12 |
| MISSOURI* | 1/22 | 32:08 | 3-6 | 3-4 | 0-0 | 3-0-3 | 4 | 1 | 2 | 3 | 1 | 9 |
| at Georgia* | 1/25 | 25:53 | 5-11 | 1-5 | 4-6 | 4-5-9 | 3 | 3 | 2 | 4 | 2 | 15 |
| BAYLOR | 1/29 | 31:24 | 2-4 | 1-3 | 6-7 | 0-2-2 | 4 | 0 | 2 | 1 | 0 | 11 |
| at Auburn* | 2/1 | 27:37 | 3-11 | 3-7 | 0-0 | 2-6-8 | 4 | 2 | 1 | 1 | 2 | 9 |
| KENTUCKY | 2/5 | 28:56 | 2-8 | 2-7 | 0-0 | 0-4-4 | 3 | 2 | 2 | 1 | 1 | 6 |
| at Ole Miss* | 2/9 | 24:04 | 5-6 | 1-1 | 2-2 | 1-3-4 | 2 | 2 | 2 | 1 | 0 | 13 |
| ARKANSAS* | 2/12 | 32:38 | 2-4 | 1-3 | 2-2 | 1-4-5 | 2 | 2 | 0 | 0 | 3 | 7 |
| MISSISSIPPI STATE* | 2/16 | 23:30 | 0-8 | 0-7 | 0-0 | 1-2-3 | 3 | 1 | 1 | 1 | 0 | 0 |
| at Kentucky* | 2/19 | 37:02 | 10-16 | 7-11 | 1-1 | 3-2-5 | 1 | 1 | 2 | 4 | 0 | 28 |

* indicates Southeastern Conference opponent



21
BRITTON
JOHNSON

Mountain Brook Ala.
Mountain Brook HS

Guard / Senior / 6-4 / 185

CAREER HIGHS

| | | |
|--------------|------|---------------------------------|
| Points | 3 | 4x, last vs. Miami (11/28/21) |
| Rebounds | 3 | vs. Missouri (1/22/22) |
| Assists | 1 | vs. Arkansas (1/16/21) |
| Steals | | |
| Blocks | 1 | vs. Ole Miss (1/22/19) |
| Minutes | 7:01 | at Georgia (1/25/22) |
| Field Goals | 1 | 5x, last vs. Missouri (1/22/22) |
| FG Att. | 3 | vs. Missouri (1/22/22) |
| 3-Point FG | 1 | 4x, last vs. Miami (11/28/21) |
| 3-Point Att. | 2 | 2x, last at Florida (1/5/22) |
| Free Throws | | |
| FT Att. | 1 | vs. Missouri (1/22/22) |

2021-22 SEASON HIGHS

| | | |
|--------------|------|---------------------------------|
| Points | 3 | vs. Miami (11/28/21) |
| Rebounds | 3 | vs. Missouri (1/22/22) |
| Assists | | |
| Steals | | |
| Blocks | | |
| Minutes | 7:01 | at Georgia (1/25/22) |
| Field Goals | 1 | 2x, last vs. Missouri (1/22/22) |
| FG Att. | 3 | vs. Missouri (1/22/22) |
| 3-Point FG | | |
| 3-Point Att. | 2 | 2x, last at Georgia (1/25/22) |
| Free Throws | | |
| FT Att. | 1 | vs. Missouri (1/22/22) |

MISCELLANEOUS STATS

| CATEGORY | 2021-22 | CAREER |
|--------------------------|---------|--------|
| Double-digit scoring | | |
| 20+ point games | | |
| Double-digit rebounding | | |
| Double-doubles | | |
| Led UA in scoring | | |
| Led UA in rebounding | | |
| Led UA in three-pointers | | |
| Led UA in assists | | |
| Led UA in steals | | |
| Led UA in blocks | | |
| 5+ assist games | | |
| 3+ three-pointers | | |
| 3+ steal games | | |
| 3+ block games | | |

JOHNSON'S CAREER STATS

| Year | GP | GS | Min | Avg | FG | FGA | Pct | 3FG | 3FGA | Pct | FT | FTA | Pct | Off | Def | Tot | Avg | PF | FO | Ast | TO | Blk | Stl | Pts | Avg |
|---------|----|----|-----|-----|----|-----|------|-----|------|------|----|-----|------|-----|-----|-----|-----|----|----|-----|----|-----|-----|-----|-----|
| 2018-19 | 5 | 0 | 3 | 0.6 | 0 | 0 | .000 | 0 | 0 | .000 | 0 | 0 | .000 | 0 | 1 | 1 | 0.2 | 0 | 0 | 0 | 0 | 1 | 0 | 0 | 0.0 |
| 2019-20 | 6 | 0 | 6 | 1.1 | 1 | 3 | .333 | 1 | 3 | .333 | 0 | 0 | .000 | 0 | 0 | 0 | 0.0 | 1 | 0 | 0 | 0 | 0 | 3 | .05 | |
| 2020-21 | 12 | 0 | 17 | 1.4 | 2 | 5 | .400 | 2 | 5 | .400 | 0 | 0 | .000 | 1 | 2 | 3 | 0.3 | 5 | 0 | 1 | 0 | 0 | 0 | 6 | 0.5 |
| 2021-22 | 5 | 0 | 15 | 3.0 | 2 | 7 | .286 | 1 | 6 | .167 | 0 | 1 | .000 | 5 | 1 | 6 | 1.2 | 1 | 0 | 0 | 1 | 0 | 0 | 5 | 1.0 |
| TOTAL | 28 | 0 | 42 | 1.5 | 5 | 15 | .333 | 4 | 14 | .286 | 0 | 1 | .000 | 6 | 4 | 10 | 0.4 | 7 | 0 | 1 | 1 | 1 | 0 | 14 | 0.5 |



JOHNSON'S 2021-22 GAME-BY-GAME STATS

| Opponent | Date | Min | FG-FGA | 3FG-FGA | FT-FTA | Off-Def-Tot | PF | A | TO | Stl | Blk | Pts |
|-----------------------|-------|------|--------|---------|------------------------|-------------|----|---|----|-----|-----|-----|
| LOUISIANA TECH | 11/9 | 1:25 | 0-0 | 0-0 | 0-0 | 1-1-2 | 0 | 0 | 0 | 0 | 0 | 0 |
| SOUTH DAKOTA STATE | 11/12 | | | | DNP - Coach's Decision | | | | | | | |
| SOUTH ALABAMA | 11/16 | | | | DNP - Coach's Decision | | | | | | | |
| OAKLAND | 11/19 | 1:45 | 0-1 | 0-1 | 0-0 | 0-0-0 | 0 | 0 | 0 | 0 | 0 | 0 |
| vs. Iona | 11/25 | | | | DNP - Coach's Decision | | | | | | | |
| vs. Drake | 11/26 | | | | DNP - Coach's Decision | | | | | | | |
| vs. Miami | 11/28 | 2:11 | 1-1 | 1-1 | 0-0 | 0-0-0 | 0 | 0 | 0 | 0 | 0 | 3 |
| vs. Gonzaga | 12/4 | | | | DNP - Coach's Decision | | | | | | | |
| HOUSTON | 12/11 | | | | DNP - Coach's Decision | | | | | | | |
| at Memphis | 12/14 | | | | DNP - Coach's Decision | | | | | | | |
| JACKSONVILLE STATE | 12/18 | | | | DNP - Coach's Decision | | | | | | | |
| vs. Davidson | 12/21 | | | | DNP - Coach's Decision | | | | | | | |
| TENNESSEE* | 12/29 | | | | DNP - Coach's Decision | | | | | | | |
| at Florida* | 1/5 | | | | DNP - Coach's Decision | | | | | | | |
| at Missouri* | 1/8 | | | | DNP - Coach's Decision | | | | | | | |
| AUBURN* | 1/11 | | | | DNP - Coach's Decision | | | | | | | |
| at Mississippi State* | 1/15 | | | | DNP - Coach's Decision | | | | | | | |
| LSU* | 1/19 | | | | DNP - Coach's Decision | | | | | | | |
| MISSOURI* | 1/22 | 2:40 | 1-3 | 0-2 | 0-0 | 3-0-3 | 0 | 0 | 0 | 0 | 0 | 2 |
| at Georgia* | 1/25 | 7:01 | 0-2 | 0-2 | 0-0 | 1-0-1 | 0 | 0 | 0 | 0 | 0 | 0 |
| BAYLOR | 1/29 | | | | DNP - Coach's Decision | | | | | | | |
| at Auburn* | 2/1 | | | | DNP - Coach's Decision | | | | | | | |
| KENTUCKY* | 2/5 | | | | DNP - Coach's Decision | | | | | | | |
| at Ole Miss* | 2/9 | | | | DNP - Coach's Decision | | | | | | | |
| ARKANSAS* | 2/12 | | | | DNP - Coach's Decision | | | | | | | |
| MISSISSIPPI STATE* | 2/16 | | | | DNP - Coach's Decision | | | | | | | |
| at Kentucky* | 2/19 | | | | DNP - Coach's Decision | | | | | | | |

* indicates Southeastern Conference opponent



22

KEON AMBROSE- HYLTON

Toronto, Ontario
Andrews Osborne Academy

Forward / Sophomore / 6-8 / 210

CAREER HIGHS

| | | |
|--------------|-------|---------------------------------------|
| Points | 5 | vs. Miami (11/28/21) |
| Rebounds | 4 | vs. Arkansas (1/16/21) |
| Assists | 2 | 2x, last vs. Louisiana Tech (11/9/21) |
| Steals | 1 | 2x, last at Florida (1/5/22) |
| Blocks | 1 | 2x, last vs. Louisiana Tech (11/9/21) |
| Minutes | 21:03 | vs. Miami (11/28/21) |
| Field Goals | 2 | 4x, last vs. Miami (11/28/21) |
| FG Att. | 4 | 2x, last at Florida (1/5/22) |
| 3-Point FG | | |
| 3-Point Att. | | |
| Free Throws | 1 | 2x, last vs. Miami (11/28/21) |
| FT Att. | 3 | vs. Miami (11/28/21) |

2021-22 SEASON HIGHS

| | | |
|--------------|-------|-------------------------------|
| Points | 5 | vs. Miami (11/28/21) |
| Rebounds | 3 | 2x, last at Florida (1/5/22) |
| Assists | 2 | vs. Louisiana Tech (11/9/21) |
| Steals | 1 | at Florida (1/5/22) |
| Blocks | 1 | vs. Louisiana Tech (11/9/21) |
| Minutes | 21:03 | vs. Miami (11/28/21) |
| Field Goals | 2 | vs. Miami (11/28/21) |
| FG Att. | 4 | at Florida (1/5/22) |
| 3-Point FG | | |
| 3-Point Att. | | |
| Free Throws | 2 | vs. Miami (11/28/21) |
| FT Att. | 2 | 2x, last vs. Miami (11/28/21) |

MISCELLANEOUS STATS

| CATEGORY | 2021-22 | CAREER |
|--------------------------|---------|--------|
| Double-digit scoring | | |
| 20+ point games | | |
| Double-digit rebounding | | |
| Double-doubles | | |
| Led UA in scoring | | |
| Led UA in rebounding | | |
| Led UA in three-pointers | | |
| Led UA in assists | | |
| Led UA in steals | | |
| Led UA in blocks | 1 | 1 |
| 5+ assist games | | |
| 3+ three-pointers | | |
| 3+ steal games | | |
| 3+ block games | | |

AMBROSE-HYLTON'S CAREER STATS

| Year | GP | GS | Min | Avg | FG | FGA | Pct | 3FG | 3FGA | Pct | FT | FTA | Pct | Off | Def | Tot | Avg | PF | FO | Ast | TO | Blk | Stl | Pts | Avg |
|--------------|-----------|----------|------------|------------|-----------|-----------|-------------|----------|----------|-------------|----------|----------|-------------|----------|-----------|-----------|------------|-----------|----------|----------|----------|----------|----------|-----------|------------|
| 2020-21 | 18 | 0 | 74 | 4.1 | 10 | 15 | .667 | 0 | 0 | .000 | 1 | 4 | .250 | 3 | 10 | 13 | 0.7 | 9 | 0 | 2 | 3 | 1 | 1 | 21 | 1.2 |
| 2021-22 | 10 | 0 | 49 | 4.9 | 5 | 11 | .455 | 0 | 0 | .000 | 1 | 3 | .333 | 6 | 3 | 9 | 0.9 | 10 | 0 | 4 | 4 | 1 | 1 | 11 | 1.1 |
| TOTAL | 28 | 0 | 123 | 4.4 | 15 | 26 | .577 | 0 | 0 | .000 | 2 | 7 | .286 | 9 | 13 | 22 | 0.8 | 19 | 0 | 6 | 7 | 2 | 2 | 32 | 1.1 |



AMBROSE-HYLTON'S 2021-22 GAME-BY-GAME STATS

| Opponent | Date | Min | FG-FGA | 3FG-FGA | FT-FTA | Off-Def-Tot | PF | A | TO | Stl | Blk | Pts |
|-----------------------|-------|-------|--------|---------|--------|------------------------|----|---|----|-----|-----|-----|
| LOUISIANA TECH | 11/9 | 7:02 | 1-2 | 0-0 | 0-0 | 1-0-1 | 3 | 2 | 1 | 0 | 1 | 2 |
| SOUTH DAKOTA STATE | 11/12 | 5:04 | 0-0 | 0-0 | 0-0 | 1-0-1 | 0 | 0 | 1 | 0 | 0 | 0 |
| SOUTH ALABAMA | 11/16 | 1:09 | 0-0 | 0-0 | 0-0 | 0-0-0 | 2 | 0 | 0 | 0 | 0 | 0 |
| OAKLAND | 11/19 | 8:16 | 0-0 | 0-0 | 0-0 | 2-1-3 | 1 | 1 | 1 | 0 | 0 | 0 |
| vs. Iona | 11/25 | 0:17 | 0-0 | 0-0 | 0-0 | 0-0-0 | 1 | 0 | 0 | 0 | 0 | 0 |
| vs. Drake | 11/26 | | | | | DNP - Coach's Decision | | | | | | |
| vs. Miami | 11/28 | 21:03 | 2-2 | 0-0 | 1-3 | 0-0-0 | 0 | 0 | 0 | 0 | 0 | 5 |
| vs. Gonzaga | 12/4 | 1:23 | 0-0 | 0-0 | 0-0 | 0-0-0 | 1 | 0 | 0 | 0 | 0 | 0 |
| HOUSTON | 12/11 | | | | | DNP - Coach's Decision | | | | | | |
| at Memphis | 12/14 | | | | | DNP - Coach's Decision | | | | | | |
| JACKSONVILLE STATE | 12/18 | | | | | DNP - Coach's Decision | | | | | | |
| vs. Davidson | 12/21 | | | | | DNP - Coach's Decision | | | | | | |
| TENNESSEE* | 12/29 | 7:08 | 1-3 | 0-0 | 0-0 | 1-0-1 | 0 | 0 | 0 | 0 | 0 | 2 |
| at Florida* | 1/5 | 8:16 | 1-4 | 0-0 | 0-0 | 1-2-3 | 2 | 1 | 0 | 1 | 0 | 2 |
| at Missouri* | 1/8 | 1:25 | 0-0 | 0-0 | 0-0 | 0-0-0 | 0 | 0 | 1 | 0 | 0 | 0 |
| AUBURN* | 1/11 | | | | | DNP - Coach's Decision | | | | | | |
| at Mississippi State* | 1/15 | | | | | DNP - Coach's Decision | | | | | | |
| LSU* | 1/19 | | | | | DNP - Coach's Decision | | | | | | |
| MISSOURI* | 1/22 | | | | | DNP - Coach's Decision | | | | | | |
| at Georgia* | 1/25 | | | | | DNP - Coach's Decision | | | | | | |
| BAYLOR | 1/29 | | | | | DNP - Coach's Decision | | | | | | |
| at Auburn* | 2/1 | | | | | DNP - Coach's Decision | | | | | | |
| KENTUCKY* | 2/5 | | | | | DNP - Coach's Decision | | | | | | |
| at Ole Miss* | 2/9 | | | | | DNP - Coach's Decision | | | | | | |
| ARKANSAS* | 2/12 | | | | | DNP - Coach's Decision | | | | | | |
| MISSISSIPPI STATE* | 2/16 | | | | | DNP - Coach's Decision | | | | | | |
| at Kentucky* | 2/19 | | | | | DNP - Coach's Decision | | | | | | |

* indicates Southeastern Conference opponent



33
JAMES ROJAS

Jamestown, N.Y.
Jamestown HS

Forward / Senior / 6-8 / 220

CAREER HIGHS

| | | |
|--------------|-------|--------------------------------|
| Points | 15 | Florida (1/5/21) |
| Rebounds | 7 | 4x, last at LSU (1/19/21) |
| Assists | 2 | 2x, last at Georgia (1/25/22) |
| Steals | 2 | 4x, last vs. Baylor (1/29/22) |
| Blocks | 3 | at LSU (1/19/21) |
| Minutes | 24:08 | at Georgia (1/25/22) |
| Field Goals | 5 | Florida (1/5/21) |
| FG Att. | 8 | 2x, last vs. Florida (1/5/21) |
| 3-Point FG | 2 | Furman (12/15/20) |
| 3-Point Att. | 4 | 2x, last vs. Kentucky (2/5/22) |
| Free Throws | 5 | Florida (1/5/21) |
| FT Att. | 9 | Florida (1/5/21) |

2021-22 SEASON HIGHS

| | | |
|--------------|-------|--|
| Points | 9 | vs. Mississippi St. (2/16/22) |
| Rebounds | 6 | vs. Missouri (1/22/22) |
| Assists | 2 | at Georgia (1/25/22) |
| Steals | 2 | 2x, last vs. Baylor (1/29/22) |
| Blocks | 1 | vs. Kentucky (2/5/22) |
| Minutes | 24:08 | at Georgia (1/25/22) |
| Field Goals | 3 | vs. Missouri (1/22/22) |
| FG Att. | 7 | 2x, last vs. Kentucky (2/5/22) |
| 3-Point FG | 1 | 3x, last at Auburn (2/01/22) |
| 3-Point Att. | 4 | 2x, last vs. Kentucky (2/5/22) |
| Free Throws | 4 | 2x, last vs. Mississippi St. (2/16/22) |
| FT Att. | 6 | vs. Kentucky (2/5/22) |

MISCELLANEOUS STATS

| CATEGORY | 2021-22 | CAREER |
|--------------------------|---------|--------|
| Double-digit scoring | | 2 |
| 20+ point games | | |
| Double-digit rebounding | | |
| Double-doubles | | |
| Led UA in scoring | | |
| Led UA in rebounding | | 4 |
| Led UA in three-pointers | 1 | 2 |
| Led UA in assists | | |
| Led UA in steals | 2 | 5 |
| Led UA in blocks | 1 | 2 |
| 5+ assist games | | |
| 3+ three-pointers | | |
| 3+ steal games | | |
| 3+ block games | | 1 |

ROJAS' CAREER STATS

| Year | GP | GS | Min | Avg | FG | FGA | Pct | 3FG | 3FGA | Pct | FT | FTA | Pct | Off | Def | Tot | Avg | PF | FO | Ast | TO | Blk | Stl | Pts | Avg |
|--------------|-----------|----------|------------|-------------|-----------|------------|-------------|-----------|-----------|-------------|-----------|-----------|-------------|-----------|-----------|------------|------------|-----------|----------|-----------|-----------|----------|-----------|------------|------------|
| 2020-21 | 30 | 1 | 333 | 11.1 | 28 | 80 | .350 | 6 | 26 | .231 | 24 | 36 | .667 | 20 | 58 | 78 | 2.6 | 60 | 0 | 11 | 30 | 6 | 16 | 86 | 2.9 |
| 2021-22 | 11 | 2 | 139 | 12.7 | 15 | 38 | .395 | 5 | 21 | .238 | 21 | 27 | .778 | 13 | 17 | 30 | 2.7 | 27 | 1 | 5 | 10 | 1 | 8 | 56 | 5.1 |
| TOTAL | 41 | 3 | 472 | 11.5 | 43 | 118 | .364 | 11 | 47 | .234 | 45 | 63 | .714 | 33 | 75 | 108 | 2.6 | 87 | 1 | 16 | 40 | 7 | 24 | 142 | 3.5 |



ROJAS' 2021-22 GAME-BY-GAME STATS

| Opponent | Date | Min | FG-FGA | 3FG-FGA | FT-FTA | Off-Def-Tot | PF | A | TO | Stl | Blk | Pts |
|-----------------------|-------|-------|--------|---------|--------|---------------|----|---|----|-----|-----|-----|
| LOUISIANA TECH | 11/9 | | | | | DNP - Injured | | | | | | |
| SOUTH DAKOTA STATE | 11/12 | | | | | DNP - Injured | | | | | | |
| SOUTH ALABAMA | 11/16 | | | | | DNP - Injured | | | | | | |
| OAKLAND | 11/19 | | | | | DNP - Injured | | | | | | |
| vs. Iona | 11/25 | | | | | DNP - Injured | | | | | | |
| vs. Drake | 11/26 | | | | | DNP - Injured | | | | | | |
| vs. Miami | 11/28 | | | | | DNP - Injured | | | | | | |
| vs. Gonzaga | 12/4 | | | | | DNP - Injured | | | | | | |
| HOUSTON | 12/11 | | | | | DNP - Injured | | | | | | |
| at Memphis | 12/14 | | | | | DNP - Injured | | | | | | |
| JACKSONVILLE STATE | 12/18 | | | | | DNP - Injured | | | | | | |
| vs. Davidson | 12/21 | | | | | DNP - Injured | | | | | | |
| TENNESSEE* | 12/29 | | | | | DNP - Injured | | | | | | |
| at Florida* | 1/5 | | | | | DNP - Injured | | | | | | |
| at Missouri* | 1/8 | | | | | DNP - Injured | | | | | | |
| AUBURN* | 1/11 | | | | | DNP - Injured | | | | | | |
| at Mississippi State* | 1/15 | 16:58 | 1-4 | 1-2 | 3-4 | 2-0-2 | 4 | 0 | 1 | 2 | 0 | 6 |
| LSU* | 1/19 | 9:22 | 0-2 | 0-2 | 0-0 | 0-1-1 | 0 | 0 | 1 | 1 | 0 | 0 |
| Missouri* | 1/22 | 12:14 | 3-6 | 0-3 | 0-0 | 3-3-6 | 0 | 0 | 1 | 0 | 0 | 6 |
| at Georgia* | 1/25 | 24:08 | 2-7 | 1-4 | 3-5 | 1-2-3 | 5 | 2 | 3 | 1 | 0 | 8 |
| BAYLOR | 1/29 | 12:37 | 0-0 | 0-0 | 2-2 | 0-3-3 | 3 | 0 | 1 | 2 | 0 | 2 |
| at Auburn* | 2/1 | 15:46 | 2-3 | 1-2 | 1-2 | 1-1-2 | 2 | 1 | 0 | 1 | 0 | 6 |
| KENTUCKY* | 2/5 | 14:05 | 2-7 | 0-4 | 4-6 | 3-2-5 | 2 | 0 | 1 | 0 | 1 | 8 |
| at Ole Miss* | 2/9 | 7:25 | 1-1 | 0-0 | 1-1 | 0-2-2 | 3 | 1 | 1 | 0 | 0 | 3 |
| ARKANSAS* | 2/12 | 9:24 | 2-2 | 1-1 | 3-3 | 1-3-4 | 4 | 1 | 0 | 0 | 0 | 8 |
| MISSISSIPPI STATE* | 2/16 | 11:36 | 2-4 | 1-1 | 4-4 | 1-0-1 | 2 | 0 | 1 | 0 | 0 | 9 |
| at Kentucky* | 2/19 | 5:51 | 0-2 | 0-2 | 0-0 | 0-0-0 | 2 | 0 | 0 | 1 | 0 | 0 |

* indicates Southeastern Conference opponent



35
ALEX
TCHIKOU

Paris, France
Dream City Christian HS

Forward / Redshirt Freshman / 6-11 / 230

CAREER HIGHS

| | | |
|--------------|------|-------------------------------|
| Points | | |
| Rebounds | 3 | vs. Miami (11/28/21) |
| Assists | | |
| Steals | | |
| Blocks | | |
| Minutes | 3:24 | vs. Oakland (11/19/21) |
| Field Goals | | |
| FG Att. | 1 | 2x, last vs. Miami (11/28/21) |
| 3-Point FG | | |
| 3-Point Att. | | |
| Free Throws | | |
| FT Att. | | |

2021-22 SEASON HIGHS

| | | |
|--------------|------|-------------------------------|
| Points | | |
| Rebounds | 3 | vs. Miami (11/28/21) |
| Assists | | |
| Steals | | |
| Blocks | | |
| Minutes | 3:24 | vs. Oakland (11/19/21) |
| Field Goals | | |
| FG Att. | 1 | 2x, last vs. Miami (11/28/21) |
| 3-Point FG | | |
| 3-Point Att. | | |
| Free Throws | | |
| FT Att. | | |

MISCELLANEOUS STATS

| CATEGORY | 2021-22 | CAREER |
|--------------------------|---------|--------|
| Double-digit scoring | | |
| 20+ point games | | |
| Double-digit rebounding | | |
| Double-doubles | | |
| Led UA in scoring | | |
| Led UA in rebounding | | |
| Led UA in three-pointers | | |
| Led UA in assists | | |
| Led UA in steals | | |
| Led UA in blocks | | |
| 5+ assist games | | |
| 3+ three-pointers | | |
| 3+ steal games | | |
| 3+ block games | | |



TCHIKOU'S 2021-22 GAME-BY-GAME STATS

| Opponent | Date | Min | FG-FGA | 3FG-FGA | FT-FTA | Off-Def-Tot | PF | A | TO | Stl | Blk | Pts |
|-----------------------|-------|------|--------|---------|--------|------------------------|----|---|----|-----|-----|-----|
| LOUISIANA TECH | 11/9 | | | | | DNP - Suspended | | | | | | |
| SOUTH DAKOTA STATE | 11/12 | | | | | DNP - Suspended | | | | | | |
| SOUTH ALABAMA | 11/16 | | | | | DNP - Coach's Decision | | | | | | |
| OAKLAND | 11/19 | 3:24 | 0-1 | 0-0 | 0-0 | 0-1-1 | 0 | 0 | 0 | 0 | 0 | 0 |
| vs. Iona | 11/25 | 0:44 | 0-0 | 0-0 | 0-0 | 0-0-0 | 0 | 0 | 1 | 0 | 0 | 0 |
| vs. Drake | 11/26 | | | | | DNP - Coach's Decision | | | | | | |
| vs. Miami | 11/28 | 2:11 | 0-1 | 0-0 | 0-0 | 1-2-3 | 0 | 0 | 0 | 0 | 0 | 0 |
| vs. Gonzaga | 12/4 | | | | | DNP - Coach's Decision | | | | | | |
| HOUSTON | 12/11 | | | | | DNP - Coach's Decision | | | | | | |
| at Memphis | 12/14 | | | | | DNP - Coach's Decision | | | | | | |
| JACKSONVILLE STATE | 12/18 | | | | | DNP - Coach's Decision | | | | | | |
| vs. Davidson | 12/21 | | | | | DNP - Coach's Decision | | | | | | |
| TENNESSEE* | 12/29 | | | | | DNP - Coach's Decision | | | | | | |
| at Florida* | 1/5 | | | | | DNP - Coach's Decision | | | | | | |
| at Missouri* | 1/8 | | | | | DNP - Coach's Decision | | | | | | |
| AUBURN* | 1/11 | | | | | DNP - Coach's Decision | | | | | | |
| at Mississippi State* | 1/15 | | | | | DNP - Coach's Decision | | | | | | |
| LSU* | 1/19 | | | | | DNP - Coach's Decision | | | | | | |
| MISSOURI* | 1/22 | | | | | DNP - Coach's Decision | | | | | | |
| at Georgia* | 1/25 | | | | | DNP - Coach's Decision | | | | | | |
| BAYLOR | 1/29 | | | | | DNP - Coach's Decision | | | | | | |
| at Auburn* | 2/1 | | | | | DNP - Coach's Decision | | | | | | |
| KENTUCKY* | 2/5 | | | | | DNP - Coach's Decision | | | | | | |
| at Ole Miss* | 2/9 | | | | | DNP - Coach's Decision | | | | | | |
| ARKANSAS* | 2/12 | | | | | DNP - Coach's Decision | | | | | | |
| MISSISSIPPI STATE* | 2/16 | | | | | DNP - Coach's Decision | | | | | | |
| at Kentucky* | 2/19 | | | | | DNP - Coach's Decision | | | | | | |

* indicates Southeastern Conference opponent

TCHIKOU'S CAREER STATS

| Year | GP | GS | Min | Avg | FG | FGA | Pct | 3FG | 3FGA | Pct | FT | FTA | Pct | Off | Def | Tot | Avg | PF | FO | Ast | TO | Blk | Stl | Pts | Avg |
|--------------|----------|----------|----------|------------|----------|----------|-------------|----------|----------|-------------|----------|----------|-------------|----------|----------|----------|------------|----------|----------|----------|----------|----------|----------|----------|------------|
| 2021-22 | 3 | 3 | 6 | 2.1 | 0 | 2 | .000 | 0 | 0 | .000 | 0 | 0 | .000 | 1 | 3 | 4 | 1.3 | 0 | 0 | 0 | 1 | 0 | 0 | 0 | 0.0 |
| TOTAL | 3 | 3 | 6 | 2.1 | 0 | 2 | .000 | 0 | 0 | .000 | 0 | 0 | .000 | 1 | 3 | 4 | 1.3 | 0 | 0 | 0 | 1 | 0 | 0 | 0 | 0.0 |

2021-22 BOX SCORES

GAME 1



Official Basketball Box Score - Final
Louisiana Tech at Alabama
 11/09/21 Coleman Coliseum, Tuscaloosa
 Alabama vs Louisiana Tech

Game Time: 8:00 PM
 Game Duration: 1:59
 Attendance: 12,613

Louisiana Tech - 64

Record: 0-1

Officials: Doug Shows, Rob Rorko, Wesley Ford

| NO. Name | Min | FG | 3P | FT | Rebounds | Fouls | TP | AS | TO | ST | Blocks | +/- |
|-----------------------|---------|-------|------|------|-----------|-------|----|----|----|----|--------|-----|
| | | M-A | M-A | M-A | OR DR TOT | PF FD | | | | | BS BA | |
| 2 Kenneth Lofton, Jr. | F 19:57 | 5-11 | 0-2 | 2-7 | 5 4 9 | 2 4 | 12 | 0 | 0 | 0 | 0 | -22 |
| 22 Isaiah Crawford | F 27:00 | 7-15 | 0-3 | 1-1 | 4 3 7 | 2 4 | 15 | 1 | 1 | 0 | 1 | -8 |
| 3 Amorie Archibald | G 24:11 | 1-6 | 1-3 | 0-0 | 0 3 3 | 1 2 | 3 | 2 | 2 | 0 | 0 | -9 |
| 21 Exavian Christon | G 19:55 | 1-3 | 0-1 | 0-0 | 0 0 0 | 0 1 | 2 | 3 | 1 | 1 | 0 | -9 |
| 24 Kobe Williams | G 18:56 | 0-2 | 0-0 | 0-2 | 0 0 0 | 0 2 | 0 | 2 | 2 | 0 | 1 | -18 |
| 0 Keaston Willis | 25:28 | 6-12 | 3-8 | 1-2 | 1 2 3 | 0 1 | 16 | 1 | 0 | 0 | 0 | -17 |
| 23 David Green | 17:12 | 2-8 | 1-5 | 0-2 | 0 2 2 | 4 1 | 5 | 1 | 1 | 0 | 0 | -15 |
| 11 LaDamian Bradford | 17:19 | 0-2 | 0-1 | 0-0 | 0 4 4 | 3 1 | 0 | 1 | 1 | 0 | 0 | -15 |
| 4 Kaleb Stewart | 08:16 | 1-2 | 1-1 | 0-0 | 0 1 1 | 2 0 | 3 | 0 | 0 | 1 | 0 | -11 |
| 1 Kenny Hunter | 14:25 | 3-4 | 0-0 | 1-2 | 4 1 5 | 1 1 | 7 | 0 | 1 | 0 | 1 | -9 |
| 5 Terran Williams | 05:55 | 0-1 | 0-1 | 1-3 | 0 0 0 | 1 2 | 1 | 0 | 1 | 0 | 0 | -8 |
| 10 Ben Ponder | 01:26 | 0-1 | 0-1 | 0-0 | 0 0 0 | 0 0 | 0 | 0 | 0 | 0 | 0 | -4 |
| Team | | | | | 2 1 3 | | 0 | 1 | | | | |
| Totals | | 26-67 | 6-26 | 6-19 | 16 21 37 | 18 19 | 64 | 11 | 11 | 3 | 1 | -29 |

Technical Fouls: NONE

Alabama - 93

Record: 1-0

| NO. Name | Min | FG | 3P | FT | Rebounds | Fouls | TP | AS | TO | ST | Blocks | +/- |
|------------------------|---------|-------|-------|-------|-----------|-------|----|----|----|----|--------|-----|
| | | M-A | M-A | M-A | OR DR TOT | PF FD | | | | | BS BA | |
| 0 Noah Gurley | F 19:18 | 1-7 | 1-4 | 0-0 | 0 1 1 | 4 0 | 3 | 2 | 3 | 1 | 0 | 4 |
| 10 Charles Bediako | C 10:54 | 2-4 | 0-0 | 1-2 | 2 1 3 | 5 1 | 5 | 1 | 1 | 0 | 0 | 9 |
| 5 Jaden Shackelford | G 30:07 | 6-15 | 4-10 | 1-3 | 1 6 7 | 3 4 | 17 | 2 | 3 | 0 | 0 | 10 |
| 13 Jahvon Quinerly | G 29:07 | 3-7 | 1-5 | 2-2 | 0 4 4 | 2 4 | 9 | 2 | 2 | 0 | 0 | 19 |
| 14 Keon Ellis | G 30:53 | 5-7 | 3-4 | 5-5 | 2 5 7 | 1 1 | 18 | 3 | 1 | 3 | 1 | 37 |
| 4 Juwan Gary | 21:04 | 6-10 | 0-3 | 0-0 | 5 5 10 | 1 1 | 12 | 1 | 0 | 3 | 0 | 17 |
| 3 JD Davison | 25:50 | 3-4 | 1-2 | 5-7 | 2 4 6 | 0 4 | 12 | 6 | 2 | 1 | 0 | 13 |
| 2 Darius Miles | 16:42 | 4-4 | 3-3 | 0-0 | 0 3 3 | 3 0 | 11 | 0 | 1 | 0 | 0 | 13 |
| 22 Keon Ambrose-Hylton | 07:02 | 1-2 | 0-0 | 0-0 | 1 0 1 | 3 0 | 2 | 2 | 1 | 0 | 1 | 12 |
| 1 Jusaun Holt | 03:53 | 0-2 | 0-2 | 0-0 | 0 1 1 | 0 0 | 0 | 0 | 0 | 0 | 0 | 2 |
| 15 Tyler Barnes | 01:47 | 1-2 | 0-0 | 2-2 | 0 0 0 | 0 0 | 1 | 4 | 0 | 0 | 0 | 1 |
| 21 Britton Johnson | 01:25 | 0-0 | 0-0 | 0-0 | 1 1 2 | 0 0 | 0 | 0 | 0 | 0 | 0 | 3 |
| 12 Delaney Heard | 00:59 | 0-0 | 0-0 | 0-0 | 0 0 0 | 0 0 | 0 | 0 | 0 | 0 | 0 | 2 |
| 24 Jaden Quinerly | 00:59 | 0-0 | 0-0 | 0-2 | 0 1 1 | 1 0 | 0 | 0 | 0 | 0 | 0 | 2 |
| Team | | | | | 2 1 3 | | 0 | 1 | | | | |
| Totals | | 32-64 | 13-33 | 16-23 | 16 35 51 | 19 18 | 93 | 19 | 14 | 9 | 2 | 1 |

Technical Fouls: NONE

| | LATECH | BAMA |
|------------------|---------------------------|---------------------------|
| Biggest lead | 0 (1 st 20:00) | 29 (2 nd 0:01) |
| Best Scoring Run | 9 (2 nd 7:05) | 10 (2 nd 5:04) |
| Lead Changes | 0 | |
| Times Tied | 3 | |
| Time with Lead | 00:00 | 37:31 |

| Points from | LATECH | BAMA |
|---------------|--------|------|
| Turnovers | 5 | 16 |
| Paint | 32 | 36 |
| Second Chance | 19 | 22 |
| Fast Breaks | 3 | 14 |
| Bench | 32 | 41 |

| Period by Period Scoring | 1st | 2nd | TOT |
|--------------------------|-----|-----|-----|
| LATECH | 31 | 33 | 64 |
| BAMA | 48 | 45 | 93 |

GAME 3



Official Basketball Box Score - Final
South Alabama at Alabama
 11/16/21 Coleman Coliseum, Tuscaloosa
 2021-22 Men's Basketball

Game Time: 6:30 PM
 Game Duration: 2:07
 Attendance: 9,038

South Alabama - 68

Record: 1-2

Officials: Bart Lenox, K.B. Burdett Jr., Owen Shortt

| NO. Name | Min | FG | 3P | FT | Rebounds | Fouls | TP | AS | TO | ST | Blocks | +/- |
|-------------------------|---------|-------|------|-------|-----------|-------|----|----|----|----|--------|-----|
| | | M-A | M-A | M-A | OR DR TOT | PF FD | | | | | BS BA | |
| 4 Kayo Goncalves | F 38:48 | 4-14 | 4-14 | 0-0 | 0 7 7 | 3 5 | 12 | 0 | 0 | 3 | 1 | -1 |
| 10 Diante Smith | F 32:02 | 2-7 | 1-3 | 2-2 | 1 2 3 | 5 1 | 7 | 2 | 5 | 2 | 0 | -3 |
| 13 Javon Franklin | F 37:37 | 5-11 | 0-0 | 1-2 | 5 6 11 | 4 3 | 11 | 2 | 4 | 4 | 0 | -4 |
| 21 Charles Manning, Jr. | G 38:10 | 7-18 | 2-7 | 7-8 | 1 5 6 | 2 3 | 23 | 4 | 7 | 1 | 1 | 1 |
| 22 Jay Jay Chandler | G 18:48 | 3-7 | 0-1 | 0-0 | 1 3 4 | 5 1 | 6 | 0 | 4 | 0 | 0 | -1 |
| 12 Alex Anderson | 30:27 | 4-7 | 0-0 | 1-4 | 3 2 5 | 2 3 | 9 | 0 | 1 | 0 | 2 | -7 |
| 25 Jamal West | 02:24 | 0-0 | 0-0 | 0-0 | 0 0 0 | 0 0 | 0 | 0 | 0 | 0 | 0 | -4 |
| 20 Marshall Kearing | 01:11 | 0-1 | 0-0 | 0-0 | 1 0 1 | 0 0 | 0 | 0 | 0 | 0 | 0 | -1 |
| 24 Tyler Shirley | 00:33 | 0-0 | 0-0 | 0-0 | 0 0 0 | 0 0 | 0 | 0 | 0 | 0 | 0 | 1 |
| Team | | | | | 1 2 3 | | 0 | 0 | | | | |
| Totals | | 25-65 | 7-25 | 11-16 | 13 27 40 | 21 16 | 68 | 8 | 21 | 10 | 2 | 9 |

Technical Fouls: Franklin 1st 8:12 Manning, Jr. 2nd 12:03

Alabama - 73

Record: 3-0

| NO. Name | Min | FG | 3P | FT | Rebounds | Fouls | TP | AS | TO | ST | Blocks | +/- |
|------------------------|---------|-------|------|-------|-----------|-------|----|----|----|----|--------|-----|
| | | M-A | M-A | M-A | OR DR TOT | PF FD | | | | | BS BA | |
| 0 Noah Gurley | F 20:56 | 4-10 | 1-6 | 0-0 | 1 3 4 | 2 1 | 9 | 1 | 1 | 1 | 0 | 0 |
| 10 Charles Bediako | C 25:52 | 3-5 | 0-0 | 2-3 | 3 2 5 | 2 2 | 8 | 1 | 4 | 3 | 5 | 0 |
| 5 Jaden Shackelford | G 34:46 | 6-16 | 4-10 | 2-4 | 2 8 10 | 2 3 | 18 | 1 | 5 | 1 | 1 | -4 |
| 13 Jahvon Quinerly | G 35:40 | 3-0 | 0-3 | 2-2 | 0 3 3 | 2 3 | 8 | 5 | 4 | 1 | 0 | 1 |
| 14 Keon Ellis | G 31:16 | 6-10 | 2-5 | 4-5 | 2 4 6 | 2 6 | 18 | 1 | 2 | 3 | 0 | 1 |
| 2 Darius Miles | 19:37 | 4-7 | 0-2 | 2-4 | 0 2 2 | 2 2 | 10 | 2 | 2 | 3 | 1 | 0 |
| 3 JD Davison | 22:15 | 1-3 | 0-1 | 0-1 | 0 2 2 | 2 2 | 2 | 3 | 3 | 0 | 1 | 0 |
| 1 Jusaun Holt | 08:29 | 0-0 | 0-0 | 0-0 | 1 2 3 | 1 0 | 0 | 0 | 1 | 0 | 1 | 0 |
| 22 Keon Ambrose-Hylton | 01:09 | 0-0 | 0-0 | 0-0 | 0 0 0 | 2 0 | 0 | 0 | 0 | 0 | 0 | -3 |
| Team | | | | | 2 2 4 | | 0 | 0 | | | | |
| Totals | | 27-61 | 7-27 | 12-19 | 11 28 39 | 18 19 | 73 | 13 | 22 | 12 | 9 | 2 |

Technical Fouls: Quinerly 1st 8:12 Coach 2nd 17:25

| | USA | BAMA |
|------------------|---------------------------|---------------------------|
| Biggest lead | 6 (1 st 1:36) | 8 (1 st 16:16) |
| Best Scoring Run | 8 (1 st 13:10) | 10 (2 nd 8:14) |
| Lead Changes | 6 | |
| Times Tied | 8 | |
| Time with Lead | 15:44 | 19:28 |

| Points from | USA | BAMA |
|---------------|-----|------|
| Turnovers | 18 | 20 |
| Paint | 34 | 36 |
| Second Chance | 10 | 12 |
| Fast Breaks | 4 | 5 |
| Bench | 9 | 12 |

| Period by Period Scoring | 1st | 2nd | TOT |
|--------------------------|-----|-----|-----|
| USA | 34 | 34 | 68 |
| BAMA | 31 | 42 | 73 |

GAME 2



Official Basketball Box Score - Final
South Dakota St. at Alabama
 11/19/21 Coleman Coliseum, Tuscaloosa
 2021-22 Men's Basketball

Game Time: 7:00 PM
 Game Duration: 2:02
 Attendance: 10,546

Officials: Don Daly, Todd Austin, Darron George

South Dakota St. - 88

Record: 1-1

| NO. Name | Min | FG | 3P | FT | Rebounds | Fouls | TP | AS | TO | ST | Blocks | +/- |
|----------------------|---------|-------|------|-------|-----------|-------|----|----|----|----|--------|-----|
| | | M-A | M-A | M-A | OR DR TOT | PF FD | | | | | BS BA | |
| 32 Matt Dentlinger | F 12:31 | 1-2 | 0-1 | 0-0 | 0 0 0 | 0 0 | 2 | 0 | 1 | 0 | 1 | 0 |
| 35 Douglas Wilson | F 13:30 | 5-7 | 0-0 | 2-5 | 1 0 1 | 5 4 | 12 | 0 | 3 | 0 | 0 | -16 |
| 1 Matt Mims | G 09:29 | 0-1 | 0-1 | 0-0 | 0 1 1 | 2 0 | 0 | 0 | 0 | 0 | 0 | -15 |
| 34 Baylor Scheierman | G 36:53 | 3-12 | 0-7 | 4-6 | 0 18 18 | 3 5 | 10 | 6 | 3 | 0 | 0 | -8 |
| 34 Alex Arians | G 28:50 | 5-9 | 2-3 | 0-0 | 0 2 2 | 1 0 | 12 | 2 | 1 | 2 | 1 | -27 |
| 13 Luke Appel | 20:45 | 3-7 | 0-2 | 0-0 | 3 2 5 | 5 1 | 6 | 6 | 1 | 0 | 0 | -3 |
| 15 Noah Freidel | 30:50 | 6-13 | 3-7 | 4-6 | 0 1 1 | 2 4 | 23 | 0 | 2 | 0 | 0 | -6 |
| 2 Zeke Mayo | 22:10 | 5-9 | 1-4 | 1-1 | 1 2 3 | 1 2 | 12 | 1 | 0 | 2 | 0 | -2 |
| 30 Charlie Easley | 11:27 | 2-5 | 1-1 | 0-0 | 2 2 4 | 0 1 | 5 | 0 | 0 | 0 | 0 | -5 |
| 10 David Wingett | 12:59 | 2-5 | 2-5 | 0-0 | 2 1 3 | 0 0 | 6 | 0 | 0 | 0 | 0 | -7 |
| 0 Jaylon Gentry | 00:18 | 0-0 | 0-0 | 0-0 | 0 0 0 | 0 0 | 0 | 0 | 0 | 0 | 0 | -1 |
| 22 Aaron Fiegen | 00:18 | 0-0 | 0-0 | 0-0 | 0 0 0 | 0 0 | 0 | 0 | 0 | 0 | 0 | -1 |
| Team | | | | | 0 0 0 | | 0 | 0 | | | | |
| Totals | | 34-70 | 9-31 | 11-18 | 9 29 38 | 19 17 | 88 | 15 | 11 | 4 | 2 | 3 |

Technical Fouls: NONE

Alabama - 104

Record: 2-0

| NO. Name | Min | FG | 3P | FT | Rebounds | Fouls | TP | AS | TO | ST | Blocks | +/- |
|------------------------|---------|-------|-------|------|-----------|-------|-----|----|----|----|--------|-----|
| | | M-A | M-A | M-A | OR DR TOT | PF FD | | | | | BS BA | |
| 0 Noah Gurley | F 20:24 | 4-9 | 1-3 | 0-0 | 4 1 5 | 2 1 | 9 | 0 | 1 | 1 | 1 | 0 |
| 10 Charles Bediako | C 23:47 | 6-7 | 0-0 | 0-2 | 2 4 6 | 3 5 | 12 | 2 | 0 | 1 | 1 | 0 |
| 5 Jaden Shackelford | G 32:01 | 8-17 | 3-8 | 4-5 | 2 3 5 | 4 4 | 23 | 0 | 0 | 0 | 0 | 16 |
| 13 Jahvon Quinerly | G 33:46 | 11-24 | 4-15 | 0-0 | 0 5 5 | 1 1 | 26 | 8 | 3 | 0 | 0 | 17 |
| 14 Keon Ellis | G 35:07 | 5-10 | 2-5 | 3-4 | 5 8 13 | 1 3 | 15 | 3 | 0 | 1 | 0 | 26 |
| 3 JD Davison | 24:01 | 2-7 | 0-4 | 2-2 | 0 5 5 | 1 2 | 6 | 5 | 2 | 1 | 0 | -1 |
| 4 Juwan Gary | 07:37 | 0-1 | 0-1 | 0-0 | 2 2 2 | 1 0 | 0 | 1 | 0 | 0 | 0 | -3 |
| 2 Darius Miles | 18:13 | 5-9 | 3-4 | 0-1 | 3 1 4 | 4 3 | 13 | 0 | 1 | 0 | 1 | 19 |
| 22 Keon Ambrose-Hylton | 05:04 | 0-0 | 0-0 | 0-0 | 1 0 1 | 0 0 | 0 | 0 | 1 | 0 | 0 | -10 |
| Team | | | | | 1 0 1 | | 0 | 0 | | | | |
| Totals | | 41-84 | 13-40 | 9-14 | 18 29 47 | 17 19 | 104 | 19 | 8 | 4 | 3 | 2 |

Technical Fouls: NONE

| | SDSU | Bama |
|------------------|---------------------------|---------------------------|
| Biggest lead | 4 (1 st 15:04) | 18 (2 nd 6:08) |
| Best Scoring Run | 7 (1 st 15:04) | 11 (2 nd 7:44) |
| Lead Changes | 6 | |
| Times Tied | 4 | |
| Time with Lead | 05:25 | 33:03 |

| Points from | SDSU | Bama |
|---------------|------|------|
| Turnovers | 13 | 17 |
| Paint | 42 | 56 |
| Second Chance | 6 | 26 |
| Fast Breaks | 12 | 12 |
| Bench | 52 | 19 |

| Period by Period Scoring | 1st | 2nd | TOT |
|--------------------------|-----|-----|-----|
| SDSU | 38 | 50 | 88 |
| Bama | 41 | 63 | 104 |

2021-22 BOX SCORES

GAME 5



Official Basketball Box Score - Final
Alabama at Iowa
 11/25/21 HP Field House, Lake Buena Vista, Fla.
 2021-22 Men's Basketball

Game Time: 4:00 PM
 Game Duration: 2:12
 Attendance: 2,749

Officials: Doug Simons, Vlad Tadić, Keith Patterson

Alabama - 68

Record: 4-1

| NO. | Name | Min | FG | 3P | FT | Rebounds | Fouls | TP | AS | TO | ST | Blocks | BS | BA | +/ |
|---------------|---------------------|---------|-------|------|-------|----------|-------|----|----|----|----|--------|----|----|-----|
| 0 | Noah Gurley | F 18:33 | 3-5 | 1-2 | 0-0 | 2 2 4 | 3 0 | 7 | 0 | 2 | 1 | 0 | 0 | 0 | -10 |
| 10 | Charles Bediako | C 21:01 | 2-4 | 0-0 | 0-0 | 0 3 3 | 4 1 | 4 | 0 | 2 | 1 | 1 | 0 | 0 | 10 |
| 5 | Jaden Shackelford | G 31:11 | 6-17 | 4-10 | 3-4 | 1 9 10 | 3 1 | 19 | 1 | 2 | 0 | 0 | 0 | 0 | -3 |
| 13 | Jahvon Quinerly | G 36:27 | 6-14 | 0-2 | 3-7 | 0 2 2 | 1 4 | 15 | 2 | 1 | 2 | 0 | 0 | 2 | -4 |
| 14 | Keon Ellis | G 32:35 | 2-3 | 0-1 | 0-0 | 2 6 8 | 1 1 | 4 | 1 | 1 | 2 | 2 | 0 | 0 | 0 |
| 4 | Juwan Gary | 20:18 | 2-3 | 0-0 | 0-2 | 2 5 7 | 2 3 | 4 | 0 | 2 | 0 | 0 | 0 | 1 | 1 |
| 3 | JD Davison | 23:02 | 2-3 | 0-0 | 4-8 | 1 1 2 | 0 4 | 8 | 3 | 2 | 1 | 0 | 0 | 0 | -8 |
| 2 | Darius Miles | 15:52 | 2-7 | 0-2 | 3-4 | 0 2 2 | 3 3 | 7 | 0 | 0 | 0 | 0 | 0 | 2 | -2 |
| 35 | Alex Tchikou | 00:44 | 0-0 | 0-0 | 0-0 | 0 0 0 | 0 0 | 0 | 0 | 1 | 0 | 0 | 0 | 0 | 0 |
| 22 | Keon Ambrose-Hylton | 00:17 | 0-0 | 0-0 | 0-0 | 0 0 0 | 1 0 | 0 | 0 | 0 | 0 | 0 | 0 | 0 | -2 |
| Team | | | | | | 0 0 0 | | | | 0 | 0 | | | | |
| Totals | | | 25-56 | 5-17 | 13-25 | 8 30 38 | 19 17 | 68 | 7 | 13 | 7 | 3 | 4 | -4 | |

| Shooting By Period | | |
|---------------------|-------|-------|
| 1 st FG% | 13-25 | 52.0% |
| 3PT% | 5-15 | 20.0% |
| FT% | 6-11 | 54.5% |
| 2 nd FG% | 12-31 | 38.7% |
| 3PT% | 4-12 | 33.3% |
| FT% | 7-14 | 50.0% |
| GM FG% | 25-56 | 44.6% |
| 3PT% | 5-17 | 29.4% |
| FT% | 13-25 | 52.0% |

Dead Ball Rebounds: 7, 0

Technical Fouls: Coach 2nd 11:11

Iowa - 72

Record: 6-0

| NO. | Name | Min | FG | 3P | FT | Rebounds | Fouls | TP | AS | TO | ST | Blocks | BS | BA | +/ |
|---------------|--------------------|---------|-------|------|-------|----------|-------|----|----|----|----|--------|----|----|----|
| 0 | Berrick JeanLouis | F 25:24 | 1-2 | 0-1 | 0-0 | 0 2 2 | 4 0 | 2 | 2 | 1 | 4 | 0 | 0 | 0 | 8 |
| 11 | Quinn Slazinski | F 23:05 | 5-13 | 1-7 | 0-1 | 0 3 3 | 2 3 | 11 | 2 | 3 | 0 | 0 | 0 | 1 | 0 |
| 23 | Nelly Joseph | F 34:57 | 5-10 | 0-0 | 5-6 | 2 9 11 | 3 7 | 15 | 1 | 2 | 2 | 4 | 1 | 7 | 7 |
| 2 | Elijah Joiner | G 29:09 | 4-10 | 2-6 | 2-2 | 1 5 6 | 2 3 | 12 | 1 | 2 | 1 | 0 | 0 | 0 | 0 |
| 25 | Tyson Jolly | G 32:52 | 4-7 | 1-1 | 4-6 | 1 2 3 | 2 3 | 13 | 0 | 1 | 0 | 0 | 1 | 5 | 5 |
| 24 | Dylan van Eyck | 21:58 | 2-4 | 0-1 | 0-0 | 0 2 2 | 2 0 | 4 | 3 | 3 | 2 | 0 | 0 | 3 | 3 |
| 5 | Joshua Duach | 00:36 | 0-0 | 0-0 | 0-0 | 0 0 0 | 0 0 | 0 | 0 | 0 | 0 | 0 | 0 | 0 | -2 |
| 13 | Walter Clayton Jr. | 19:36 | 5-9 | 0-3 | 5-6 | 1 3 4 | 1 2 | 15 | 2 | 0 | 0 | 0 | 0 | 0 | 1 |
| 3 | Ryan Myers | 12:23 | 0-4 | 0-2 | 0-0 | 0 0 0 | 1 0 | 0 | 1 | 0 | 0 | 0 | 0 | 0 | -2 |
| Team | | | | | | 0 0 0 | | | | 0 | 2 | | | | |
| Totals | | | 26-59 | 4-21 | 16-21 | 5 26 31 | 17 18 | 72 | 13 | 13 | 8 | 4 | 3 | 4 | |

Technical Fouls: NONE

| | | ALA | ION |
|------------------|---------------------------|--------------------------|-----|
| Biggest lead | 9 (2 nd 12:27) | 5 (2 nd 3:23) | |
| Best Scoring Run | 6 (1 st 15:08) | 7 (2 nd 5:32) | |
| Lead Changes | 7 | | |
| Times Tied | 10 | | |
| Time with Lead | 28:01 | 07:56 | |

| Points from | | ALA | ION |
|---------------|--|-----|-----|
| Turnovers | | 11 | 6 |
| Paint | | 36 | 36 |
| Second Chance | | 8 | 7 |
| Fast Breaks | | 14 | 13 |
| Bench | | 19 | 19 |

| Period by Period Scoring | | | |
|--------------------------|-----|-----|-----|
| | 1st | 2nd | TOT |
| ALA | 33 | 35 | 68 |
| ION | 29 | 43 | 72 |

GAME 6



Official Basketball Box Score - Final
Alabama at Drake
 11/26/21 HP Field House, Lake Buena Vista, Fla.
 2021-22 Men's Basketball

Game Time: 3:30 PM
 Game Duration: 2:03
 Attendance: 3,020

Officials: Rick Crawford, DJ Carstensen, Shane Sleggs

Alabama - 80

Record: 5-1

| NO. | Name | Min | FG | 3P | FT | Rebounds | Fouls | TP | AS | TO | ST | Blocks | BS | BA | +/ |
|---------------|-------------------|---------|-------|------|-------|----------|-------|----|----|----|----|--------|----|-----|-----|
| 4 | Juwan Gary | F 26:36 | 6-9 | 0-0 | 2-4 | 4 6 10 | 4 3 | 14 | 0 | 2 | 2 | 0 | 1 | 14 | 14 |
| 10 | Charles Bediako | C 15:31 | 2-2 | 0-0 | 0-0 | 1 3 4 | 2 0 | 4 | 0 | 0 | 1 | 2 | 0 | -10 | -10 |
| 5 | Jaden Shackelford | G 37:20 | 6-12 | 2-6 | 0-1 | 2 3 5 | 1 2 | 14 | 4 | 1 | 1 | 0 | 0 | 6 | 6 |
| 13 | Jahvon Quinerly | G 35:14 | 4-11 | 2-6 | 8-11 | 0 0 0 | 3 8 | 18 | 4 | 5 | 1 | 0 | 0 | 5 | 5 |
| 14 | Keon Ellis | G 31:26 | 3-7 | 1-4 | 2-2 | 1 5 6 | 3 2 | 9 | 0 | 2 | 1 | 0 | 0 | 17 | 17 |
| 0 | Noah Gurley | 17:20 | 4-6 | 0-1 | 0-1 | 0 2 3 | 4 5 | 15 | 0 | 1 | 1 | 0 | 0 | 15 | 15 |
| 2 | Darius Miles | 16:00 | 3-4 | 0-0 | 0-1 | 2 0 2 | 0 2 | 6 | 0 | 0 | 1 | 2 | 0 | 1 | 1 |
| 3 | JD Davison | 20:33 | 3-6 | 0-2 | 1-2 | 0 5 5 | 0 1 | 7 | 3 | 7 | 0 | 1 | 0 | -3 | -3 |
| Team | | | | | | 0 0 0 | | | | 0 | 0 | | | | |
| Totals | | | 31-57 | 5-19 | 13-22 | 10 25 35 | 17 20 | 80 | 11 | 17 | 8 | 6 | 1 | 9 | |

| Shooting By Period | | |
|---------------------|-------|-------|
| 1 st FG% | 14-29 | 48.3% |
| 3PT% | 3-10 | 30.0% |
| FT% | 2-6 | 33.3% |
| 2 nd FG% | 17-28 | 60.7% |
| 3PT% | 2-9 | 22.2% |
| FT% | 11-16 | 68.8% |
| GM FG% | 31-57 | 54.4% |
| 3PT% | 5-19 | 26.3% |
| FT% | 13-22 | 59.1% |

Dead Ball Rebounds: 4, 1

Technical Fouls: NONE

Drake - 71

Record: 3-2

| NO. | Name | Min | FG | 3P | FT | Rebounds | Fouls | TP | AS | TO | ST | Blocks | BS | BA | +/ |
|---------------|-------------------|---------|-------|------|-------|----------|-------|----|----|----|----|--------|----|-----|-----|
| 2 | Tremell Murphy | F 29:31 | 2-6 | 0-2 | 2-2 | 2 5 7 | 3 1 | 6 | 0 | 4 | 0 | 0 | 0 | -21 | -21 |
| 4 | ShanQuan Hemphill | F 30:09 | 6-11 | 1-1 | 2-6 | 4 2 6 | 3 5 | 15 | 0 | 1 | 1 | 0 | 2 | -5 | -5 |
| 51 | Darnell Brodie | F 21:07 | 3-7 | 0-0 | 0-1 | 1 2 3 | 2 3 | 6 | 2 | 2 | 0 | 1 | 1 | -14 | -14 |
| 00 | D.J. Wilkins | G 29:28 | 6-11 | 3-7 | 2-2 | 1 1 2 | 1 3 | 17 | 0 | 1 | 0 | 0 | 1 | 7 | 7 |
| 1 | Roman Penn | G 28:49 | 1-5 | 0-1 | 2-4 | 2 4 6 | 3 3 | 4 | 6 | 4 | 2 | 0 | 1 | -9 | -9 |
| 12 | Tucker DeVries | 29:39 | 5-14 | 3-7 | 2-2 | 2 3 5 | 3 1 | 15 | 1 | 0 | 0 | 0 | 1 | 1 | 1 |
| 3 | Garrett Sturtz | 21:16 | 4-5 | 0-0 | 0-0 | 2 2 2 | 1 1 | 8 | 0 | 1 | 3 | 0 | 0 | 0 | 0 |
| 24 | Nate Ferguson | 03:41 | 0-1 | 0-0 | 0-0 | 1 1 2 | 0 0 | 0 | 0 | 0 | 0 | 0 | 0 | 0 | 0 |
| 14 | Ayo Akinwale | 08:20 | 0-3 | 0-1 | 0-0 | 0 0 0 | 2 0 | 0 | 1 | 0 | 1 | 0 | 0 | -8 | -8 |
| Team | | | | | | 0 0 0 | | | | 0 | 1 | | | | |
| Totals | | | 27-63 | 7-19 | 10-17 | 13 20 33 | 20 17 | 71 | 10 | 15 | 7 | 1 | 6 | -9 | |

Technical Fouls: NONE

| | | ALA | DRA |
|------------------|---------------------------|---------------------------|-----|
| Biggest lead | 15 (1 st 3:46) | 4 (1 st 7:42) | |
| Best Scoring Run | 15 (1 st 7:08) | 11 (1 st 0:00) | |
| Lead Changes | 3 | | |
| Times Tied | 7 | | |
| Time with Lead | 27:38 | 08:01 | |

| Points from | | ALA | DRA |
|---------------|--|-----|-----|
| Turnovers | | 18 | 19 |
| Paint | | 46 | 32 |
| Second Chance | | 15 | 13 |
| Fast Breaks | | 10 | 5 |
| Bench | | 21 | 23 |

| Period by Period Scoring | | | |
|--------------------------|-----|-----|-----|
| | 1st | 2nd | TOT |
| ALA | 33 | 47 | 80 |
| DRA | 29 | 42 | 71 |

GAME 7



Official Basketball Box Score - Final
Miami (FL) at Alabama
 11/28/21 HP Field House, Lake Buena Vista, Fla.
 2021-22 Men's Basketball

Game Time: 5:30 PM
 Game Duration: 1:55
 Attendance: 3,127

Officials: Rick Crawford, DJ Carstensen, Tyler Kumpf

Miami (FL) - 64

Record: 4-3

| NO. | Name | Min | FG | 3P | FT | Rebounds | Fouls | TP | AS | TO | ST | Blocks | BS | BA | +/ |
|---------------|-------------------|---------|-------|------|-------|----------|-------|----|----|----|----|--------|----|-----|-----|
| 21 | Sam Waardenburg | F 19:46 | 1-2 | 0-0 | 0-0 | 0 0 0 | 2 0 | 2 | 1 | 1 | 1 | 1 | 1 | -20 | -20 |
| 2 | Isaiah Wong | G 30:58 | 4-7 | 0-2 | 6-6 | 0 3 3 | 3 0 | 14 | 3 | 1 | 0 | 0 | 0 | -30 | -30 |
| 3 | Charlie Moore | G 28:36 | 5-11 | 2-4 | 0-0 | 0 1 1 | 4 0 | 12 | 1 | 3 | 1 | 0 | 1 | -19 | -19 |
| 11 | Jordan Miller | G 24:04 | 2-4 | 0-2 | 2-4 | 1 4 5 | 2 3 | 6 | 0 | 1 | 2 | 1 | 0 | -14 | -14 |
| 23 | Kameron McGusty | G 33:42 | 6-13 | 2-4 | 3-4 | 3 7 10 | 4 2 | 21 | 1 | 4 | 2 | 0 | 1 | -15 | -15 |
| 4 | Bensley Joseph | 15:26 | 0-1 | 0-0 | 0-1 | 0 3 3 | 2 3 | 0 | 0 | 2 | 0 | 0 | 0 | -22 | -22 |
| 1 | Anthony Walker | 10:12 | 0-2 | 0-1 | 2-2 | 0 0 0 | 0 2 | 2 | 0 | 0 | 1 | 0 | 0 | -6 | -6 |
| 55 | Wooga Poplar | 15:21 | 1-6 | 0-3 | 1-2 | 0 0 0 | 0 2 | 3 | 0 | 1 | 0 | 0 | 0 | -14 | -14 |
| 14 | Rodney Miller Jr. | 12:28 | 1-2 | 0-0 | 0-0 | 0 0 0 | 2 0 | 2 | 0 | 0 | 1 | 0 | 0 | 0 | 0 |
| 22 | Deng Oak | 05:38 | 1-1 | 0-0 | 0-0 | 0 1 1 | 0 1 | 2 | 0 | 0 | 0 | 0 | 0 | -12 | -12 |
| 10 | Filippos Gkogkos | 02:11 | 0-1 | 0-0 | 0-0 | 0 0 0 | 0 0 | 0 | 0 | 0 | 0 | 0 | 0 | -4 | -4 |
| 32 | Thomas Osterbroek | 01:38 | 0-0 | 0-0 | 0-0 | 0 0 0 | 0 0 | 0 | 0 | 0 | 0 | 0 | 0 | -4 | -4 |
| Team | | | | | | 0 0 0 | | | | 0 | 0 | | | | |
| Totals | | | 23-50 | 4-17 | 14-20 | 4 19 23 | 16 16 | 64 | 6 | 13 | 8 | 2 | 3 | -32 | |

Technical Fouls: Waardenburg 1st 13:28

| Alabama - 96 | | | Record: 6-1 | | | | | | | | | | | | | |
|--------------|---------------------|---------|-------------|-----|------|----|----------|----|-------|----|----|----|----|--------|----|-----|
| NO. | Name | Min | FG | | 3P | FT | Rebounds | | Fouls | TP | AS | TO | ST | Blocks | | +/- |
| | | | M-A | M-A | M-A | | OR | DR | | | | | | TOT | BS | |
| 4 | Juwan Gary | F 16:54 | 5-7 | 0-1 | 3-4 | 3 | 2 | 5 | 2 | 2 | 13 | 1 | 2 | 1 | 0 | 20 |
| 10 | Charles Bediako | C 15:15 | 2-4 | 0-0 | 1-2 | 5 | 3 | 8 | 4 | 2 | 5 | 3 | 0 | 0 | 0 | 18 |
| 5 | Jaden Shackelford | G 25:52 | 5-11 | 5-9 | 0-0 | 0 | 3 | 3 | 0 | 5 | 15 | 0 | 1 | 0 | 0 | 22 |
| 13 | Jahvon Quinerly | G 24:22 | 3-9 | 1-4 | 0-1 | 1 | 3 | 4 | 0 | 3 | 7 | 2 | 1 | 0 | 1 | 10 |
| 14 | Keon Ellis | G 29:02 | 8-11 | 5-6 | 1-1 | 0 | 4 | 4 | 3 | 1 | 22 | 2 | 2 | 0 | 0 | 23 |
| 3 | JD Davison | 29:44 | 6-8 | 1-2 | 0-0 | 2 | 4 | 6 | 1 | 0 | 13 | 10 | 3 | 1 | 0 | 20 |
| 0 | Noah Curley | 13:34 | 2-5 | 1-2 | 0-0 | 1 | 1 | 1 | 3 | 0 | 5 | 0 | 1 | 1 | 0 | 0 |
| 1 | Jusium Holt | 09:50 | 1-2 | 1-1 | 0-0 | 0 | 1 | 1 | 0 | 3 | 0 | 0 | 0 | 0 | 0 | 0 |
| 2 | Darius Miles | 17:03 | 2-5 | 1-3 | 0-0 | 1 | 4 | 5 | 0 | 2 | 5 | 2 | 1 | 1 | 2 | 13 |
| 22 | Keon Ambrose-Hylton | 21:40 | 2-2 | 0-0 | 1-3 | 0 | 0 | 0 | 2 | 5 | 0 | 0 | 0 | 0 | 0 | 10 |
| 15 | Tyler Barnes | 02:11 | 0-1 | 0-1 | 0-0 | 0 | 0 | 0 | 0 | 0 | 1 | 0 | 0 | 0 | 0 | 4 |
| 21 | Britton Johnson | 02:11 | 1-1 | 1-1 | 0-0 | 0 | 0 | 0 | 0 | 3 | 0 | 0 | 0 | 0 | 0 | 4 |
| 24 | Jaden Quinerly | 02:11 | 0-2 | 0-0 | 0-0 | 1 | 1 | 2 | 1 | 0 | 0 | 1 | 0 | 0 | 0 | 4 |
| 35 | Alex Tchikou | 02:11 | 0-1 | 0-0 | 0-0 | 1 | 2 | 3 | 0 | 0 | 0 | 0 | 0 | 0 | 0 | 4 |
| Team | | | | | | | | | 0 | | 0 | 0 | 2 | | | |
| Totals | | | 37-69 | | 6-11 | 14 | 28 | 42 | 18 | 15 | 96 | 22 | 13 | 4 | 3 | 32 |

2021-22 BOX SCORES

GAME 9



Official Basketball Box Score - Final
Houston at Alabama
12/11/21 Coleman Coliseum, Tuscaloosa
2021-22 Men's Basketball

Game Time: 9:00 PM
Game Duration: 2:28
Attendance: 10,613

Officials: Joe Lindsay, Mike Nance, Rob Rorkie

Houston - 82

Record: 8-2

| NO. Name | Min | FG M-A | 3P M-A | FT M-A | Rebounds OR DR TOT | Fouls PF FD | TP | AS | TO | ST | Blocks BS BA | +/- |
|--------------------|---------|-----------|-----------|-----------|-----------------------|----------------|----|----|----|----|-----------------|-----|
| 32 Reggie Chaney | F 12:39 | 1-1 | 0-0 | 0-0 | 0 1 1 | 4 1 | 2 | 2 | 1 | 0 | 1 0 | -6 |
| 35 Fabian White Jr | F 24:40 | 5-9 | 1-2 | 0-0 | 4 2 6 | 4 2 | 11 | 1 | 1 | 1 | 0 0 | -5 |
| 0 Marcus Sasser | G 39:11 | 8-25 | 4-14 | 5-5 | 0 5 5 | 1 1 | 25 | 1 | 2 | 1 | 0 0 | 0 |
| 1 Jamal Shead | G 29:11 | 5-12 | 1-1 | 1-2 | 1 0 1 | 4 3 | 12 | 3 | 2 | 2 | 0 1 | 10 |
| 11 Kyler Edwards | G 21:24 | 2-7 | 2-6 | 0-1 | 0 4 4 | 4 3 | 6 | 1 | 1 | 0 | 0 0 | -11 |
| 12 Tramion Mark | 17:52 | 0-6 | 0-2 | 0-0 | 0 2 2 | 3 0 | 0 | 0 | 1 | 1 | 1 0 | -1 |
| 25 Josh Carlton | 20:58 | 5-7 | 0-0 | 4-5 | 3 3 6 | 3 3 | 14 | 0 | 1 | 1 | 3 0 | 7 |
| 13 J'Wan Roberts | 21:43 | 4-4 | 0-0 | 1-6 | 9 4 13 | 2 5 | 9 | 1 | 0 | 0 | 0 0 | 2 |
| 4 Taze Moore | 12:22 | 1-2 | 1-1 | 0-0 | 0 0 0 | 3 0 | 3 | 2 | 0 | 2 | 1 0 | -1 |
| Team | | | | | 4 1 5 | | 0 | 1 | | | | |
| Totals | | 31-73 | 9-26 | 11-19 | 21 22 43 | 28 20 | 82 | 11 | 10 | 8 | 6 1 | -1 |

Technical Fouls: NONE

Alabama - 83

Record: 8-1

| NO. Name | Min | FG M-A | 3P M-A | FT M-A | Rebounds OR DR TOT | Fouls PF FD | TP | AS | TO | ST | Blocks BS BA | +/- |
|---------------------|---------|-----------|-----------|-----------|-----------------------|----------------|----|----|----|----|-----------------|-----|
| 4 Juwan Gary | F 28:43 | 6-13 | 1-3 | 6-9 | 3 1 4 | 4 5 | 19 | 0 | 0 | 0 | 1 3 | -1 |
| 10 Charles Bediako | C 16:17 | 3-3 | 0-0 | 1-2 | 0 1 1 | 5 1 | 7 | 1 | 1 | 0 | 0 0 | 7 |
| 5 Jaden Shackelford | G 36:17 | 6-10 | 5-7 | 1-1 | 0 8 8 | 3 4 | 18 | 1 | 1 | 1 | 0 0 | 5 |
| 13 Jahvon Quinerly | G 32:19 | 7-11 | 1-2 | 2-2 | 0 3 3 | 1 4 | 17 | 8 | 3 | 2 | 0 1 | 2 |
| 14 Keon Ellis | G 28:51 | 0-5 | 0-4 | 4-4 | 1 2 3 | 1 4 | 4 | 0 | 2 | 1 | 0 1 | 1 |
| 0 Noah Gurley | 17:12 | 1-1 | 0-0 | 6-7 | 0 1 1 | 5 4 | 8 | 2 | 2 | 0 | 0 0 | -2 |
| 2 Darius Miles | 13:49 | 0-3 | 0-2 | 0-1 | 0 1 1 | 0 2 | 0 | 0 | 1 | 0 | 0 0 | -1 |
| 3 JD Davison | 26:32 | 3-4 | 0-0 | 4-5 | 1 8 9 | 1 4 | 10 | 2 | 2 | 0 | 0 1 | -6 |
| Team | | | | | 2 2 4 | | 0 | 0 | | | | |
| Totals | | 26-50 | 7-18 | 24-31 | 7 27 34 | 21 28 | 83 | 14 | 12 | 4 | 1 6 | 1 |

Technical Fouls: Coach 1st 4:16

| | HOU | Bama |
|------------------|---------------------------|---------------------------|
| Biggest lead | 3 (1 st 18:03) | 8 (1 st 3:55) |
| Best Scoring Run | 7 (1 st 2:50) | 9 (1 st 15:12) |
| Lead Changes | 15 | 8 |
| Times Tied | 11 | |
| Time with Lead | 04:47 | 28:38 |

| Points from | HOU | Bama |
|---------------|-----|------|
| Turnovers | 16 | 6 |
| Paint | 38 | 36 |
| Second Chance | 23 | 8 |
| Fast Breaks | 8 | 18 |
| Bench | 26 | 18 |

| Period by Period Scoring | 1st | 2nd | TOT |
|--------------------------|-----|-----|-----|
| HOU | 41 | 41 | 82 |
| Bama | 44 | 39 | 83 |

GAME 10



Official Basketball Box Score - Final
Alabama at Memphis
12/14/21 FedExForum, Memphis, TN
2021-22 Men's Basketball

Game Time: 8:00 PM
Game Duration: 2:09
Attendance: 15,266

Officials: Doug Shows, Wil Howard, Michael Roberts

Alabama - 78

Record: 8-2

| NO. Name | Min | FG M-A | 3P M-A | FT M-A | Rebounds OR DR TOT | Fouls PF FD | TP | AS | TO | ST | Blocks BS BA | +/- |
|---------------------|---------|-----------|-----------|-----------|-----------------------|----------------|----|----|----|----|-----------------|-----|
| 4 Juwan Gary | F 20:39 | 3-6 | 1-2 | 0-0 | 0 2 2 | 5 1 | 7 | 0 | 3 | 0 | 0 0 | -9 |
| 10 Charles Bediako | C 18:43 | 4-5 | 0-0 | 1-2 | 0 0 0 | 3 2 | 9 | 0 | 0 | 2 | 1 1 | -14 |
| 5 Jaden Shackelford | G 35:31 | 4-12 | 1-4 | 1-2 | 3 5 8 | 2 1 | 10 | 1 | 4 | 3 | 0 1 | -9 |
| 13 Jahvon Quinerly | G 28:19 | 4-11 | 2-8 | 2-2 | 2 4 6 | 2 2 | 12 | 4 | 5 | 1 | 0 0 | -16 |
| 14 Keon Ellis | G 32:05 | 7-14 | 3-10 | 2-2 | 3 3 6 | 2 1 | 19 | 1 | 3 | 2 | 1 1 | -8 |
| 3 JD Davison | 32:24 | 3-6 | 0-1 | 2-4 | 5 0 5 | 2 3 | 8 | 10 | 3 | 1 | 0 0 | -8 |
| 2 Darius Miles | 17:22 | 3-5 | 3-4 | 0-0 | 0 0 0 | 4 1 | 9 | 0 | 1 | 0 | 0 0 | 7 |
| 0 Noah Gurley | 14:57 | 2-6 | 0-4 | 0-0 | 1 1 2 | 0 1 | 4 | 0 | 0 | 0 | 0 0 | -13 |
| Team | | | | | 0 2 2 | | 0 | 1 | | | | |
| Totals | | 30-65 | 10-33 | 8-12 | 14 17 31 | 20 12 | 78 | 16 | 20 | 11 | 3 3 | -14 |

Dead Ball Rebounds: 2,2

Technical Fouls: NONE

Memphis - 92

Record: 6-4

| NO. Name | Min | FG M-A | 3P M-A | FT M-A | Rebounds OR DR TOT | Fouls PF FD | TP | AS | TO | ST | Blocks BS BA | +/- |
|----------------------|---------|-----------|-----------|-----------|-----------------------|----------------|----|----|----|----|-----------------|-----|
| 1 Emoni Bates | F 14:59 | 1-6 | 1-3 | 4-4 | 0 2 2 | 0 2 | 7 | 1 | 3 | 1 | 0 1 | 4 |
| 3 Landers Nolley II | F 35:44 | 5-14 | 3-9 | 0-0 | 2 2 4 | 0 1 | 13 | 6 | 1 | 4 | 0 0 | 15 |
| 12 DeAndre Williams | F 32:44 | 7-10 | 1-2 | 5-6 | 0 3 3 | 2 3 | 20 | 6 | 1 | 3 | 1 0 | 13 |
| 2 Jalen Duren | C 26:46 | 7-9 | 0-0 | 0-1 | 4 2 6 | 3 4 | 14 | 2 | 2 | 0 | 1 1 | 4 |
| 10 Alex Lomax | G 30:24 | 3-5 | 0-0 | 1-2 | 3 2 5 | 1 1 | 7 | 3 | 5 | 1 | 0 0 | 7 |
| 11 Lester Quinones | 26:27 | 2-5 | 0-3 | 8-9 | 1 3 4 | 1 7 | 12 | 1 | 2 | 2 | 0 0 | 9 |
| 23 Malcolm Dandridge | 10:06 | 3-3 | 0-0 | 0-0 | 0 1 1 | 0 0 | 6 | 0 | 1 | 1 | 1 0 | 0 |
| 25 Jayden Hardaway | 02:04 | 0-2 | 0-1 | 0-0 | 0 0 0 | 0 0 | 0 | 0 | 0 | 0 | 0 0 | -10 |
| 20 Josh Minott | 04:23 | 1-1 | 0-0 | 0-0 | 1 0 1 | 1 0 | 2 | 0 | 0 | 0 | 0 0 | 1 |
| 14 Tyler Harris | 16:23 | 3-5 | 3-5 | 2-3 | 0 2 2 | 4 2 | 11 | 1 | 2 | 0 | 0 1 | 9 |
| Team | | | | | 2 3 5 | | 0 | 0 | | | | |
| Totals | | 32-60 | 8-23 | 20-25 | 13 20 33 | 12 20 | 92 | 20 | 17 | 12 | 3 3 | 14 |

Technical Fouls: NONE

| | ALA | MEM |
|------------------|---------------------------|----------------------------|
| Biggest lead | 5 (1 st 12:17) | 19 (2 nd 12:36) |
| Best Scoring Run | 7 (1 st 15:01) | 12 (2 nd 12:36) |
| Lead Changes | 4 | |
| Times Tied | 4 | |
| Time with Lead | 09:34 | 26:47 |

| Points from | ALA | MEM |
|---------------|-----|-----|
| Turnovers | 18 | 29 |
| Paint | 38 | 44 |
| Second Chance | 17 | 11 |
| Fast Breaks | 18 | 20 |
| Bench | 21 | 31 |

| Period by Period Scoring | 1st | 2nd | TOT |
|--------------------------|-----|-----|-----|
| ALA | 32 | 46 | 78 |
| MEM | 37 | 55 | 92 |

GAME 11



Official Basketball Box Score - Final
Jacksonville St. at Alabama
12/18/21 Coleman Coliseum, Tuscaloosa
2021-22 Men's Basketball

Game Time: 7:30 PM
Game Duration: 1:59
Attendance: 10,064

Officials: Tony Greene, Josue Nieves, Troy Mathis

Jacksonville St. - 59

Record: 5-6

| NO. Name | Min | FG M-A | 3P M-A | FT M-A | Rebounds OR DR TOT | Fouls PF FD | TP | AS | TO | ST | Blocks BS BA | +/- |
|--------------------|---------|-----------|-----------|-----------|-----------------------|----------------|----|----|----|----|-----------------|-----|
| 11 Kayne Henry | F 25:14 | 4-7 | 2-3 | 0-0 | 1 2 3 | 1 1 | 10 | 1 | 1 | 0 | 1 0 | -1 |
| 50 Brandon Huffman | C 13:35 | 1-3 | 0-0 | 0-2 | 0 2 2 | 3 2 | 2 | 0 | 1 | 1 | 0 0 | -2 |
| 1 Demaree King | G 26:16 | 1-10 | 1-7 | 0-0 | 1 1 2 | 0 1 | 3 | 3 | 1 | 0 | 0 2 | -12 |
| 22 Jalen Gibbs | G 27:13 | 3-9 | 2-7 | 4-6 | 1 2 3 | 4 3 | 12 | 0 | 1 | 0 | 0 0 | 11 |
| 23 Darian Adams | G 37:02 | 7-16 | 1-6 | 3-3 | 2 5 7 | 1 3 | 18 | 2 | 1 | 1 | 0 2 | -8 |
| 0 Jalen Finch | 20:44 | 2-5 | 0-1 | 0-0 | 0 3 3 | 2 2 | 4 | 1 | 1 | 0 | 0 0 | -14 |
| 3 Maros Zeliznak | 15:09 | 0-0 | 0-0 | 0-0 | 0 2 2 | 5 0 | 0 | 0 | 1 | 0 | 1 0 | -5 |
| 10 Juwan Perdue | 16:47 | 1-6 | 0-0 | 1-3 | 4 0 4 | 2 2 | 3 | 0 | 2 | 0 | 0 0 | 3 |
| 13 Jay Pal | 18:00 | 3-5 | 0-1 | 1-2 | 2 5 7 | 2 3 | 7 | 0 | 0 | 0 | 1 1 | -1 |
| Team | | | | | 2 3 5 | | 0 | 1 | | | | |
| Totals | | 22-61 | 6-25 | 9-16 | 13 25 38 | 20 17 | 59 | 7 | 9 | 4 | 3 8 | -6 |

Technical Fouls: NONE

Alabama - 65

Record: 9-2

| NO. Name | Min | FG M-A | 3P M-A | FT M-A | Rebounds OR DR TOT | Fouls PF FD | TP | AS | TO | ST | Blocks BS BA | +/- |
|---------------------|---------|-----------|-----------|-----------|-----------------------|----------------|----|----|----|----|-----------------|-----|
| 4 Juwan Gary | F 14:48 | 2-3 | 0-1 | 0-0 | 0 0 0 | 3 1 | 4 | 0 | 1 | 0 | 1 0 | -9 |
| 10 Charles Bediako | C 20:50 | 3-4 | 0-0 | 1-2 | 1 6 7 | 5 5 | 7 | 1 | 3 | 2 | 5 0 | 4 |
| 5 Jaden Shackelford | G 34:03 | 0-6 | 0-5 | 0-0 | 2 2 4 | 2 1 | 0 | 2 | 2 | 0 | 1 0 | 4 |
| 13 Jahvon Quinerly | G 35:41 | 6-11 | 2-4 | 1-4 | 0 5 5 | 1 7 | 15 | 4 | 2 | 1 | 0 1 | 13 |
| 14 Keon Ellis | G 38:15 | 6-12 | 4-10 | 4-4 | 2 8 10 | 2 2 | 20 | 3 | 1 | 0 | 0 0 | 8 |
| 2 Darius Miles | 26:40 | 3-8 | 2-5 | 2-2 | 3 4 7 | 2 2 | 10 | 3 | 0 | 1 | 1 0 | 18 |
| 0 Noah Gurley | 16:12 | 2-5 | 0-2 | 1-2 | 1 2 3 | 2 1 | 5 | 1 | 0 | 0 | 0 0 | 3 |
| 3 JD Davison | 13:31 | 1-7 | 0-3 | 2-2 | 1 1 3 | 0 1 | 4 | 1 | 2 | 1 | 0 2 | -11 |
| Team | | | | | 0 2 2 | | 0 | 0 | | | | |
| Totals | | 23-56 | 8-30 | 11-16 | 11 30 41 | 17 20 | 65 | 15 | 11 | 5 | 8 3 | 6 |

Technical Fouls: NONE

| | JSU | BAMA |
|------------------|--------------------------|---------------------------|
| Biggest lead | 7 (1 st 7:48) | 16 (2 nd 4:49) |
| Best Scoring Run | 9 (2 nd 2:09) | 10 (2 nd 5:16) |
| Lead Changes | 6 | |
| Times Tied | 5 | |
| Time with Lead | 10:45 | 26:04 |

| Points from | JSU | BAMA |
|---------------|-----|------|
| Turnovers | 15 | 13 |
| Paint | 28 | 30 |
| Second Chance | 10 | 10 |
| Fast Breaks | 2 | 19 |
| Bench | 14 | 19 |

| Period by Period Scoring | 1st | 2nd | TOT |
|--------------------------|-----|-----|-----|
| JSU | 28 | 31 | 59 |
| BAMA | 29 | 36 | 65 |

GAME 12



Official Basketball Box Score - Final
Davidson at Alabama
12/21/21 Legacy Arena, Birmingham, Ala.
2021-22 Men's Basketball

Game Time: 6:00 PM
Game Duration: 1:54
Attendance: 9,781

Officials: Doug Shows, Todd Austin, Owens Shortt

Davidson - 79

Record: 9-2

| Team | | | | | | | | | | | | | Shooting By Period | | | |
|------------------------|---------|-----------|-----------|-----------|-----------------------|----------------|----|----|----|----|-----------------|-----|--------------------|---------------------|-------|-------|
| NO. Name | Min | FG M-A | 3P M-A | FT M-A | Rebounds OR DR TOT | Fouls PF FD | TP | AS | TO | ST | Blocks BS BA | +/- | 1st FG% | 15-29 | 51-57 | |
| 3 Sam Mennenga | F 22:51 | 2-4 | 0-0 | 0-0 | 1 3 4 | 4 3 | 4 | 0 | 2 | 0 | 0 | 0 | 9 | 3PT% | 8-15 | 53.3 |
| 35 Luka Brajkovic | F 30:57 | 10-16 | 2-4 | 0-0 | 2 5 7 | 2 2 | 22 | 3 | 3 | 1 | 1 | 1 | 7 | FT% | 3-3 | 100.0 |
| 0 Foster Loyer | G 33:52 | 3-7 | 3-7 | 2-2 | 0 5 5 | 2 4 | 11 | 8 | 1 | 2 | 0 | 0 | 13 | 2nd FG% | 16-29 | 55.2 |
| 1 Hyunjung Lee | G 30:32 | 6-12 | 4-8 | 1-1 | 1 3 4 | 1 2 | 17 | 3 | 2 | 0 | 0 | 0 | -5 | 3PT% | 4-9 | 44.4 |
| 13 Michael Jones | G 31:24 | 8-11 | 3-3 | 2-2 | 0 1 1 | 1 2 | 21 | 4 | 2 | 1 | 0 | 2 | 6 | FT% | 2-2 | 100.0 |
| 4 Desmond Watson | 16:33 | 0-3 | 0-1 | 0-0 | 0 3 3 | 1 0 | 0 | 2 | 0 | 1 | 1 | 0 | -18 | GM FG% | 31-58 | 53.4 |
| 5 Grant Huffman | 18:19 | 1-2 | 0-0 | 0-0 | 0 1 1 | 1 0 | 2 | 0 | 0 | 0 | 0 | 1 | 1 | 3PT% | 12-24 | 50.0 |
| 32 Nelson Boachie-Adom | 15:32 | 1-3 | 0-1 | 0-0 | 0 0 0 | 0 0 | 2 | 2 | 1 | 1 | 1 | 0 | -8 | FT% | 5-5 | 100.0 |
| Team | | | | | 0 2 2 | | 0 | 0 | | | | | | Dead Ball Rebounds: | | |
| Totals | | 31-58 | 12-24 | 5-5 | 4 23 27 | 13 12 | 79 | 22 | 11 | 6 | 3 | 4 | 1 | | | |

2021-22 BOX SCORES

GAME 13



Official Basketball Box Score - Final
Tennessee at Alabama
 12/29/21 Coleman Coliseum, Tuscaloosa
 2021-22 Men's Basketball

Game Time: 8:00 PM
 Game Duration: 2:13
 Attendance: 10,427

Officials: Joe Lindsay, Chuck Jones, Owen Shortt

Tennessee - 68

Record: 9-3 (0-1)

| NO. Name | Min | FG | 3P | FT | Rebounds | Fouls | TP | AS | TO | ST | Blocks | +/- |
|----------------------------|---------|-------|-----------|-------|----------|-------|----|----|----|----|--------|-----|
| M-A | M-A | M-A | OR DR TOT | PF FD | | | | | | | BS BA | |
| 13 Olivier Nkamhoua | F 32:39 | 6-17 | 1-4 | 2-2 | 4 5 9 | 1 4 | 15 | 1 | 0 | 0 | 1 2 | -11 |
| 33 Uros Plavsic | F 19:23 | 0-3 | 0-0 | 6-8 | 4 5 9 | 3 4 | 6 | 0 | 2 | 0 | 0 1 | 4 |
| 5 Zakai Zeigler | G 26:59 | 2-7 | 0-3 | 7-8 | 0 1 1 | 4 6 | 11 | 4 | 4 | 2 | 0 0 | -4 |
| 25 Santiago Vescovi | G 32:28 | 5-11 | 3-8 | 0-0 | 0 6 6 | 5 0 | 13 | 3 | 1 | 3 | 0 0 | -4 |
| 30 Josiah-Jordan James | G 33:18 | 1-8 | 1-7 | 0-0 | 0 3 3 | 2 1 | 3 | 1 | 0 | 1 | 0 0 | 1 |
| 2 Brandon Huntley-Hatfield | 15:28 | 4-7 | 0-1 | 0-0 | 0 2 2 | 0 0 | 8 | 0 | 2 | 0 | 1 0 | -4 |
| 12 Victor Bailey Jr. | 20:09 | 2-7 | 1-4 | 2-2 | 1 0 1 | 4 1 | 7 | 1 | 0 | 0 | 0 0 | -5 |
| 24 Justin Powell | 15:28 | 2-3 | 1-2 | 0-0 | 1 2 3 | 0 0 | 5 | 0 | 2 | 2 | 0 0 | -5 |
| 15 Jahmai Mashack | 04:08 | 0-0 | 0-0 | 0-0 | 0 0 0 | 0 1 | 0 | 0 | 0 | 2 | 0 0 | 3 |
| Team | | | | | 0 1 1 | | | 0 | | | | |
| Totals | | 22-63 | 7-29 | 17-20 | 10 25 35 | 19 17 | 68 | 10 | 11 | 10 | 2 3 | -5 |

Technical Fouls: NONE

Alabama - 73

Record: 10-3 (1-0)

| NO. Name | Min | FG | 3P | FT | Rebounds | Fouls | TP | AS | TO | ST | Blocks | +/- |
|------------------------|---------|-------|-----------|-------|----------|-------|----|----|----|----|--------|-----|
| M-A | M-A | M-A | OR DR TOT | PF FD | | | | | | | BS BA | |
| 4 Juwan Gary | F 20:24 | 1-3 | 0-1 | 0-0 | 3 1 4 | 4 1 | 2 | 0 | 1 | 3 | 1 0 | 3 |
| 10 Charles Bediako | C 12:48 | 0-1 | 0-0 | 5-8 | 2 2 4 | 3 2 | 5 | 0 | 0 | 0 | 0 0 | -6 |
| 5 Jaden Shackelford | G 37:24 | 5-17 | 2-10 | 0-0 | 2 2 4 | 0 1 | 12 | 0 | 2 | 1 | 0 1 | 2 |
| 13 Jahvon Quinerly | G 28:48 | 7-13 | 1-7 | 3-4 | 0 4 4 | 4 4 | 18 | 3 | 3 | 1 | 0 0 | 3 |
| 14 Keon Ellis | G 35:46 | 3-9 | 2-6 | 1-3 | 0 9 9 | 3 2 | 9 | 5 | 0 | 1 | 1 1 | 11 |
| 0 Noah Gurley | 31:49 | 8-10 | 2-4 | 2-2 | 1 9 10 | 3 2 | 20 | 0 | 1 | 0 | 1 0 | 8 |
| 22 Keon Ambrose-Hylton | 07:08 | 1-3 | 0-0 | 0-0 | 1 0 1 | 0 0 | 2 | 0 | 0 | 0 | 0 0 | 2 |
| 1 Jusaun Holt | 03:19 | 0-1 | 0-1 | 0-0 | 0 1 1 | 0 0 | 0 | 0 | 0 | 0 | 0 0 | -6 |
| 3 JD Davison | 22:34 | 1-3 | 0-2 | 3-4 | 1 5 6 | 1 4 | 5 | 3 | 8 | 1 | 0 0 | 8 |
| Team | | | | | 1 0 1 | | | 0 | | | | |
| Totals | | 26-60 | 7-31 | 14-21 | 11 32 43 | 17 19 | 73 | 11 | 15 | 7 | 3 2 | 5 |

Technical Fouls: NONE

| | Tenn | Bama |
|-------------------------|---------------------------|----------------------------|
| Biggest lead | 10 (1 st 3:23) | 5 (1 st 12:38) |
| Best Scoring Run | 8 (1 st 7:52) | 12 (2 nd 19:28) |
| Lead Changes | 7 | |
| Times Tied | 8 | |
| Time with Lead | 27:57 | 05:38 |

| Points from Turnovers | Tenn | Bama |
|-----------------------|------|------|
| | 16 | 17 |
| Paint | 22 | 38 |
| Second Chance | 9 | 8 |
| Fast Breaks | 9 | 5 |
| Bench | 20 | 27 |

| Period by Period Scoring | 1st | 2nd | TOT |
|--------------------------|-----|-----|-----|
| Tenn | 33 | 35 | 68 |
| Bama | 33 | 40 | 73 |

GAME 14



Official Basketball Box Score - Final
Alabama at Florida
 01/05/22 Exactech Arena at Stephen C. O'Connell Center, Gainesville
 2021-22 Men's Basketball

Game Time: 7:00 PM
 Game Duration: 2:16
 Attendance: 10,210

Officials: Don Daly, Mike Nance, Vladimir Voyard-Tadai

Alabama - 83

Record: 11-3 (2-0)

| NO. Name | Min | FG | 3P | FT | Rebounds | Fouls | TP | AS | TO | ST | Blocks | +/- |
|------------------------|---------|-------|-----------|-------|----------|-------|----|----|----|----|--------|-----|
| M-A | M-A | M-A | OR DR TOT | PF FD | | | | | | | BS BA | |
| 4 Juwan Gary | F 27:45 | 7-11 | 1-3 | 4-4 | 4 4 8 | 0 2 | 19 | 1 | 0 | 2 | 1 0 | 13 |
| 10 Charles Bediako | C 24:34 | 4-8 | 0-1 | 3-4 | 6 1 7 | 4 3 | 11 | 1 | 2 | 2 | 2 3 | 3 |
| 5 Jaden Shackelford | G 36:02 | 4-12 | 3-8 | 3-4 | 2 1 3 | 2 3 | 14 | 1 | 2 | 0 | 0 22 | |
| 13 Jahvon Quinerly | G 32:08 | 7-18 | 2-9 | 3-4 | 1 4 5 | 1 4 | 19 | 5 | 4 | 1 | 0 1 | 15 |
| 14 Keon Ellis | G 31:42 | 5-11 | 2-7 | 1-1 | 1 3 4 | 3 3 | 13 | 2 | 2 | 4 | 1 0 | 10 |
| 0 Noah Gurley | 06:04 | 1-2 | 1-1 | 0-0 | 1 0 1 | 5 0 | 3 | 0 | 1 | 0 | 0 0 | 12 |
| 2 Darius Miles | 13:21 | 0-3 | 0-2 | 0-0 | 0 2 2 | 3 1 | 2 | 0 | 1 | 0 | 1 0 | 1 |
| 3 JD Davison | 20:08 | 0-3 | 0-1 | 2-2 | 0 2 2 | 1 2 | 2 | 4 | 1 | 0 | 0 0 | -5 |
| 22 Keon Ambrose-Hylton | 08:16 | 1-4 | 0-0 | 0-0 | 1 2 3 | 2 2 | 2 | 1 | 0 | 1 | 0 1 | -3 |
| Team | | | | | 4 1 5 | | | 0 | | 1 | | |
| Totals | | 29-72 | 9-32 | 16-19 | 20 20 40 | 21 20 | 83 | 16 | 12 | 13 | 5 7 | 13 |

Technical Fouls: NONE

Florida - 70

Record: 9-4 (0-1)

| NO. Name | Min | FG | 3P | FT | Rebounds | Fouls | TP | AS | TO | ST | Blocks | +/- |
|----------------------------|---------|-------|-----------|-------|----------|-------|----|----|----|----|--------|-----|
| M-A | M-A | M-A | OR DR TOT | PF FD | | | | | | | BS BA | |
| 4 Anthony Duruji | F 23:02 | 1-1 | 1-1 | 2-4 | 2 4 6 | 3 3 | 5 | 1 | 0 | 0 | 3 0 | -18 |
| 12 Colin Castleton | F 29:46 | 7-10 | 0-0 | 5-7 | 5 2 7 | 3 5 | 19 | 1 | 4 | 2 | 1 0 | -18 |
| 0 Myreon Jones | G 33:55 | 4-14 | 3-12 | 0-0 | 0 7 7 | 2 0 | 11 | 1 | 4 | 0 | 0 0 | -6 |
| 22 Tyreese Appleby | G 29:44 | 1-6 | 0-3 | 7-10 | 0 1 1 | 2 5 | 9 | 5 | 4 | 0 | 0 0 | -12 |
| 23 Brandon McKissic | G 25:52 | 2-2 | 2-2 | 1-2 | 1 2 3 | 3 1 | 7 | 1 | 3 | 1 | 0 0 | -15 |
| 33 Jason Jitoboh | 10:14 | 2-3 | 0-0 | 2-3 | 2 1 3 | 3 3 | 6 | 1 | 0 | 0 | 2 0 | 5 |
| 24 Philandrous Fleming Jr. | 16:26 | 0-6 | 0-2 | 0-0 | 1 1 2 | 0 3 | 0 | 1 | 3 | 2 | 0 1 | -9 |
| 1 CJ Felder | 22:05 | 5-10 | 2-3 | 0-0 | 2 4 6 | 3 0 | 12 | 0 | 2 | 0 | 1 4 | 4 |
| 14 Kowace Reeves | 05:08 | 0-0 | 0-0 | 1-2 | 0 0 0 | 0 1 | 1 | 1 | 0 | 0 | 0 0 | -5 |
| 10 Elijah Kennedy | 03:48 | 0-0 | 0-0 | 0-0 | 0 0 0 | 1 0 | 0 | 0 | 0 | 0 | 0 0 | -1 |
| Team | | | | | 2 3 5 | | | 0 | | 0 | | |
| Totals | | 22-52 | 8-23 | 18-28 | 15 25 40 | 20 21 | 70 | 12 | 20 | 5 | 7 5 | -13 |

Technical Fouls: NONE

| | ALA | FLA |
|-------------------------|----------------------------|---------------------------|
| Biggest lead | 15 (2 nd 12:18) | 7 (1 st 4:57) |
| Best Scoring Run | 14 (2 nd 12:18) | 6 (1 st 10:05) |
| Lead Changes | 7 | |
| Times Tied | 8 | |
| Time with Lead | 24:58 | 10:16 |

| Points from Turnovers | ALA | FLA |
|-----------------------|-----|-----|
| | 21 | 10 |
| Paint | 40 | 26 |
| Second Chance | 16 | 21 |
| Fast Breaks | 12 | 5 |
| Bench | 7 | 19 |

| Period by Period Scoring | 1st | 2nd | TOT |
|--------------------------|-----|-----|-----|
| ALA | 36 | 47 | 83 |
| FLA | 39 | 31 | 70 |

GAME 15



Official Basketball Box Score - Final
Alabama at Missouri
 01/08/22 Mizou Arena, Columbia, Mo.
 Mizou vs. #15 Alabama

Game Time: 2:30 PM
 Game Duration: 2:05
 Attendance: 10,993

Officials: Tony Greene, Byron Jarrett, Will Howard

Alabama - 86

Record: 11-4 (2-1)

| NO. Name | Min | FG | 3P | FT | Rebounds | Fouls | TP | AS | TO | ST | Blocks | +/- |
|------------------------|---------|-------|-----------|-------|----------|-------|----|----|----|----|--------|-----|
| M-A | M-A | M-A | OR DR TOT | PF FD | | | | | | | BS BA | |
| 4 Juwan Gary | F 24:24 | 4-8 | 0-2 | 1-3 | 2 1 3 | 4 3 | 9 | 0 | 0 | 1 | 1 1 | -11 |
| 10 Charles Bediako | C 07:52 | 1-4 | 0-0 | 0-0 | 2 2 4 | 1 0 | 2 | 1 | 0 | 0 | 0 0 | -10 |
| 5 Jaden Shackelford | G 36:04 | 5-15 | 3-8 | 4-4 | 0 2 2 | 1 2 | 17 | 2 | 1 | 0 | 0 3 | -10 |
| 13 Jahvon Quinerly | G 32:39 | 9-13 | 0-2 | 1-3 | 2 3 5 | 2 4 | 19 | 4 | 1 | 0 | 0 1 | 2 |
| 14 Keon Ellis | G 28:38 | 4-9 | 2-6 | 2-2 | 1 1 2 | 3 1 | 12 | 1 | 1 | 4 | 0 0 | -18 |
| 0 Noah Gurley | 25:10 | 4-6 | 1-1 | 0-0 | 0 2 2 | 2 0 | 9 | 1 | 0 | 0 | 0 0 | 12 |
| 3 JD Davison | 25:01 | 5-8 | 2-3 | 1-2 | 1 6 7 | 1 2 | 13 | 4 | 1 | 1 | 2 0 | 10 |
| 2 Darius Miles | 18:47 | 1-4 | 1-2 | 2-2 | 2 1 3 | 4 2 | 5 | 2 | 1 | 0 | 3 0 | 0 |
| 22 Keon Ambrose-Hylton | 01:25 | 0-0 | 0-0 | 0-0 | 0 0 0 | 0 0 | 0 | 0 | 1 | 0 | 0 0 | -5 |
| Team | | | | | 1 2 3 | | | 0 | | 1 | | |
| Totals | | 33-67 | 9-24 | 11-16 | 11 20 31 | 18 14 | 86 | 15 | 7 | 6 | 6 5 | -6 |

Technical Fouls: NONE

Missouri - 92

Record: 7-7 (1-1)

| NO. Name | Min | FG | 3P | FT | Rebounds | Fouls | TP | AS | TO | ST | Blocks | +/- |
|----------------------|---------|-------|-----------|-------|----------|-------|----|----|----|----|--------|-----|
| M-A | M-A | M-A | OR DR TOT | PF FD | | | | | | | BS BA | |
| 23 Trevon Brazile | F 23:24 | 3-4 | 0-0 | 3-5 | 1 6 7 | 1 3 | 9 | 3 | 0 | 1 | 3 0 | 5 |
| 24 Kobe Brown | F 31:05 | 9-13 | 2-3 | 10-11 | 5 8 13 | 4 8 | 30 | 4 | 1 | 0 | 1 1 | 15 |
| 4 Jaylen Pickett | G 38:55 | 7-12 | 0-1 | 1-1 | 2 1 3 | 1 1 | 15 | 3 | 0 | 0 | 1 0 | 1 |
| 5 Jarron Coleman | G 32:19 | 5-17 | 4-11 | 4-6 | 3 5 8 | 3 3 | 18 | 6 | 3 | 0 | 0 2 | 0 |
| 12 Donjuan Gordon | G 29:58 | 5-12 | 2-6 | 3-4 | 0 2 2 | 4 2 | 15 | 1 | 4 | 2 | 0 2 | 2 |
| 21 Ronnie DeGray III | 21:48 | 1-2 | 1-1 | 0-0 | 2 1 3 | 1 0 | 3 | 0 | 1 | 0 | 0 0 | -7 |
| 13 Kaleb Brown | 18:27 | 1-2 | 0-1 | 0-0 | 0 3 3 | 0 1 | 2 | 2 | 1 | 0 | 1 0 | 7 |
| 32 Jordan Wilmore | 02:59 | 0-0 | 0-0 | 0-0 | 0 0 0 | 0 0 | 0 | 0 | 0 | 0 | 0 0 | 3 |
| 2 Sean Durugordon | 01:05 | 0-1 | 0-1 | 0-0 | 0 0 0 | 0 0 | 0 | 0 | 0 | 0 | 0 0 | -1 |
| Team | | | | | 3 1 4 | | | 0 | | 0 | | |
| Totals | | 31-63 | 9-24 | 21-27 | 16 27 43 | 14 18 | 92 | 19 | 10 | 4 | 5 6 | 6 |

Technical Fouls: NONE

| | UA | MIZ |
|-------------------------|---------------------------|----------------------------|
| Biggest lead | 8 (1 st 1:51) | 18 (2 nd 10:44) |
| Best Scoring Run | 9 (1 st 15:09) | 9 (1 st 17:04) |
| Lead Changes | 6 | |
| Times Tied | 3 | |
| Time with Lead | 10:34 | 26:19 |

| Points from Turnovers | UA | MIZ |
|-----------------------|----|-----|
| | 13 | 7 |
| Paint | 46 | 36 |
| Second Chance | 11 | 17 |
| Fast Breaks | 14 | 7 |
| Bench | 27 | 5 |

| Period by Period Scoring | 1st | 2nd | TOT |
|--------------------------|-----|-----|-----|
| UA | 43 | 43 | 86 |
| MIZ | 40 | 52 | 92 |

GAME 16



Official Basketball Box Score - Final
Auburn at Alabama
 01/11/22 Coleman Coliseum, Tuscaloosa
 2021-22 Men's Basketball

Game Time: 8:00 PM
 Game Duration: 2:11
 Attendance: 13,474

Officials: Terry Olesby, Joe Lindsay, Bart Lenox

Auburn - 81

Record: 15-1 (4-0)

| NO. | Name | | Min | FG M-A | 3P M-A | FT M-A | Rebounds OR DR TOT | Fouls PF FD | TP M-A | PTS | AS | TO | ST | Blocks BS BA | + |
|--------|-------------------|---|-------|------------------|-----------|-----------|-----------------------|----------------|-----------|-----|----|----|----|-----------------|----|
| 10 | Jabari Smith | F | 34:03 | 8-14 | 3-6 | 6-10 | 1 6 7 | 3 6 | 25 | 1 | 2 | 2 | 4 | 2 | 4 |
| 13 | Walker Kessler | F | 12:25 | 1-1 | 0-0 | 0 | 1 1 2 | 5 0 | 2 | 1 | 3 | 0 | 0 | 0 | 1 |
| 0 | K.D. Johnson | G | 31:30 | 5-12 | 1-5 | 2-6 | 1 7 8 | 2 4 | 13 | 3 | 1 | 3 | 0 | 1 | -2 |
| 12 | Zep Jasper | F | 14:51 | 0-1 | 0-1 | 0 | 1 1 2 | 2 1 | 0 | 0 | 1 | 0 | 0 | 0 | 1 |
| 22 | Allen Flanigan | G | 26:10 | 3-6 | 0-1 | 4-4 | 0 4 4 | 3 3 | 10 | 1 | 2 | 0 | 0 | 1 | -7 |
| 1 | Wendell Green Jr. | F | 31:24 | 7-20 | 3-10 | 2-2 | 0 3 3 | 3 3 | 19 | 4 | 0 | 3 | 0 | 3 | 3 |
| 4 | Dylan Cardwell | F | 18:13 | 3-4 | 0-0 | 0 | 2 4 6 | 2 1 | 6 | 0 | 1 | 0 | 4 | 0 | 3 |
| 35 | Devan Cambridge | F | 13:50 | 2-3 | 0-1 | 0-0 | 1 4 5 | 2 0 | 4 | 6 | 1 | 0 | 1 | 0 | 10 |
| 2 | Jaylin Williams | F | 15:19 | 1-5 | 0-1 | 0-0 | 1 3 4 | 2 0 | 2 | 1 | 1 | 1 | 2 | 0 | 0 |
| 24 | Lior Berman | F | 02:15 | 0-1 | 0-1 | 0-0 | 0 0 0 | 0 0 | 0 | 0 | 0 | 0 | 0 | 0 | 0 |
| Team | | | | | | | | 2 1 3 | | | | | 0 | 1 | |
| Totals | | | | 30-67 7-26 14-22 | | | | 10 34 44 | 24 18 | 81 | 11 | 13 | 7 | 1 | 4 |

2021-22 BOX SCORES

GAME 17



Official Basketball Box Score - Final
Alabama at Mississippi St.
01/15/22 Humphrey Coliseum, Starkville
2021-22 Men's Basketball

Game Time: 5:02 PM
Game Duration: 2:19
Attendance: 8,090

Officials: Terry Wymer, Chuck Jones, Todd Austin

Alabama - 76

Record: 11-6 (2-3)

| NO. Name | Min | FG | 3P | FT | Rebounds | Fouls | TP | AS | TO | ST | Blocks | +/- |
|---------------------|---------|-------|------|-------|-----------|-------|----|----|----|----|--------|-----|
| | | M-A | M-A | M-A | OR DR TOT | PF FD | | | | | BS BA | |
| 0 Noah Gurley | F 13:19 | 1-2 | 0-1 | 0-0 | 1 1 2 | 5 0 | 2 | 0 | 2 | 0 | 0 | 1 |
| 10 Charles Bediako | C 20:30 | 3-5 | 0-0 | 5-6 | 1 5 6 | 1 4 | 11 | 2 | 0 | 1 | 1 | 0 |
| 5 Jaden Shackelford | G 32:03 | 6-16 | 1-9 | 4-5 | 1 4 5 | 0 3 | 17 | 1 | 1 | 2 | 0 | 1 |
| 13 Jahvon Quinerly | G 23:18 | 1-5 | 0-2 | 3-4 | 1 0 1 | 3 5 | 5 | 2 | 4 | 0 | 0 | -4 |
| 14 Keon Ellis | G 34:13 | 3-10 | 3-6 | 5-5 | 2 5 7 | 4 2 | 14 | 3 | 1 | 2 | 1 | 1 |
| 4 Juwan Gary | 08:26 | 1-3 | 0-2 | 0-0 | 0 0 0 | 4 0 | 2 | 0 | 1 | 0 | 1 | -9 |
| 3 JD Davison | 29:42 | 2-4 | 1-3 | 0-0 | 0 1 1 | 3 1 | 5 | 2 | 3 | 0 | 0 | -1 |
| 2 Darius Miles | 19:42 | 4-7 | 2-4 | 4-4 | 4 2 6 | 1 3 | 14 | 1 | 2 | 0 | 0 | 3 |
| 1 Jusaun Holt | 01:49 | 0-0 | 0-0 | 0-0 | 1 0 1 | 1 0 | 0 | 1 | 0 | 0 | 0 | 1 |
| 33 James Rojas | 16:58 | 1-4 | 1-2 | 3-4 | 2 0 2 | 4 3 | 6 | 0 | 1 | 2 | 0 | 1 |
| Team | | | | | 0 1 1 | | | 0 | 0 | | | |
| Totals | | 22-56 | 8-29 | 24-28 | 13 19 32 | 26 21 | 76 | 12 | 15 | 7 | 3 | -2 |

Technical Fouls: NONE

Mississippi St. - 78

Record: 12-4 (3-1)

| NO. Name | Min | FG | 3P | FT | Rebounds | Fouls | TP | AS | TO | ST | Blocks | +/- |
|---------------------|---------|-------|------|-------|-----------|-------|----|----|----|----|--------|-----|
| | | M-A | M-A | M-A | OR DR TOT | PF FD | | | | | BS BA | |
| 10 Garrison Brooks | F 33:03 | 6-12 | 0-3 | 4-6 | 5 5 10 | 2 5 | 16 | 0 | 0 | 1 | 1 | 0 |
| 13 D.J. Jeffries | F 23:24 | 2-6 | 1-4 | 0-1 | 0 2 2 | 2 1 | 5 | 1 | 2 | 1 | 1 | 0 |
| 35 Tolu Smith | F 19:48 | 2-6 | 0-0 | 2-2 | 3 1 4 | 2 5 | 6 | 0 | 2 | 0 | 0 | 2 |
| 1 Iverson Molinar | G 35:01 | 8-17 | 1-2 | 7-8 | 1 5 6 | 2 4 | 24 | 3 | 2 | 0 | 1 | 7 |
| 3 Shakeel Moore | G 26:17 | 3-10 | 0-4 | 9-9 | 1 4 5 | 2 5 | 15 | 1 | 1 | 1 | 0 | 1 |
| 2 Javian Davis | 04:33 | 0-0 | 0-0 | 0-0 | 0 1 1 | 2 0 | 0 | 0 | 1 | 0 | 0 | 3 |
| 0 Rocket Watts | 08:01 | 0-2 | 0-2 | 0-0 | 0 0 0 | 0 0 | 0 | 1 | 1 | 0 | 0 | -4 |
| 11 Andersson Garcia | 24:21 | 2-4 | 0-1 | 4-8 | 3 4 7 | 2 6 | 8 | 1 | 2 | 2 | 0 | 3 |
| 4 Cameron Matthews | 22:42 | 1-2 | 0-0 | 2-4 | 4 1 5 | 4 3 | 4 | 1 | 1 | 1 | 0 | 3 |
| 20 Derek Fountain | 01:33 | 0-0 | 0-0 | 0-0 | 0 1 1 | 0 0 | 0 | 0 | 0 | 0 | 0 | -2 |
| 5 Cam Carter | 01:17 | 0-0 | 0-0 | 0-0 | 0 0 0 | 0 0 | 0 | 0 | 0 | 0 | 0 | -1 |
| Team | | | | | 1 1 2 | | 0 | 0 | | | | |
| Totals | | 24-59 | 2-16 | 28-38 | 18 25 43 | 21 26 | 78 | 9 | 13 | 8 | 2 | 3 |

Technical Fouls: NONE

| | ALA | MSU |
|------------------|---------------------------|---------------------------|
| Biggest lead | 5 (1 st 16:29) | 8 (2 nd 1:34) |
| Best Scoring Run | 6 (1 st 1:33) | 7 (1 st 14:42) |
| Lead Changes | 19 | |

| Points from | ALA | MSU |
|---------------|-----|-----|
| Turnovers | 13 | 22 |
| Paint | 28 | 34 |
| Second Chance | 16 | 21 |

| Period by Period Scoring | 1st | 2nd | TOT |
|--------------------------|-----|-----|-----|
| ALA | 41 | 35 | 76 |

GAME 18



Official Basketball Box Score - Final
LSU at Alabama
01/19/22 Coleman Coliseum, Tuscaloosa
2021-22 Men's Basketball

Game Time: 6:00 PM
Game Duration: 2:26
Attendance: 10,368

Officials: Don Daly, Steven Anderson, Michael Roberts

LSU - 67

Record: 15-3 (3-3)

| NO. Name | Min | FG | 3P | FT | Rebounds | Fouls | TP | AS | TO | ST | Blocks | +/- |
|---------------------|---------|-------|-------|------|-----------|-------|----|----|----|----|--------|-----|
| | | M-A | M-A | M-A | OR DR TOT | PF FD | | | | | BS BA | |
| 4 Darius Days | F 11:42 | 2-5 | 1-3 | 0-0 | 1 1 2 | 2 0 | 5 | 0 | 0 | 0 | 0 | -7 |
| 5 Mwani Wilkinson | F 31:51 | 0-2 | 0-2 | 0-0 | 0 1 1 | 4 0 | 0 | 3 | 1 | 3 | 4 | -3 |
| 15 Elton Reid | C 23:05 | 2-4 | 0-0 | 0-0 | 1 4 5 | 5 0 | 4 | 0 | 4 | 0 | 1 | 15 |
| 0 Brandon Murray | G 32:03 | 7-16 | 3-6 | 2-3 | 2 4 6 | 2 1 | 19 | 1 | 4 | 1 | 0 | -10 |
| 2 Eric Gaines | G 33:55 | 3-11 | 3-7 | 0-0 | 1 3 4 | 2 0 | 9 | 2 | 3 | 1 | 0 | 10 |
| 3 Alex Fudge | 18:03 | 0-1 | 0-1 | 0-0 | 0 4 4 | 4 1 | 0 | 0 | 1 | 0 | 0 | -1 |
| 11 Justice Williams | 13:10 | 1-4 | 1-1 | 0-0 | 0 0 0 | 1 0 | 3 | 0 | 2 | 0 | 0 | -9 |
| 13 Tari Eason | 30:36 | 9-13 | 2-2 | 6-10 | 3 7 10 | 4 7 | 26 | 0 | 4 | 2 | 2 | 0 |
| 24 Shareef O'Neal | 05:35 | 0-0 | 0-0 | 1-2 | 0 0 0 | 0 1 | 1 | 0 | 0 | 0 | 0 | -10 |
| Team | | | | | 1 3 4 | | 0 | 1 | | | | |
| Totals | | 24-56 | 10-22 | 9-15 | 9 27 36 | 25 10 | 67 | 6 | 20 | 7 | 7 | -3 |

Technical Fouls: Coach 2nd 8:06

Alabama - 70

Record: 12-6 (3-3)

| NO. Name | Min | FG | 3P | FT | Rebounds | Fouls | TP | AS | TO | ST | Blocks | +/- |
|---------------------|---------|-------|------|-------|-----------|-------|----|----|----|----|--------|-----|
| | | M-A | M-A | M-A | OR DR TOT | PF FD | | | | | BS BA | |
| 0 Noah Gurley | F 23:53 | 2-5 | 0-2 | 2-8 | 4 3 7 | 1 5 | 6 | 1 | 5 | 0 | 2 | -6 |
| 10 Charles Bediako | C 16:26 | 0-1 | 0-0 | 0-0 | 1 1 2 | 0 5 | 0 | 0 | 1 | 0 | 0 | -12 |
| 3 JD Davison | G 18:20 | 2-7 | 0-4 | 0-0 | 1 2 3 | 1 0 | 4 | 1 | 3 | 0 | 0 | -1 |
| 5 Jaden Shackelford | G 37:27 | 7-18 | 3-10 | 9-11 | 1 3 4 | 0 5 | 26 | 2 | 2 | 4 | 0 | 1 |
| 14 Keon Ellis | G 28:12 | 3-8 | 1-6 | 5-5 | 4 4 8 | 4 5 | 12 | 1 | 0 | 3 | 0 | 1 |
| 1 Jusaun Holt | 02:35 | 0-0 | 0-0 | 0-0 | 0 0 0 | 0 0 | 0 | 0 | 0 | 0 | 0 | 0 |
| 4 Juwan Gary | 07:09 | 0-2 | 0-1 | 0-0 | 1 1 2 | 1 0 | 0 | 0 | 0 | 0 | 1 | 10 |
| 13 Jahvon Quinerly | 30:55 | 6-16 | 2-7 | 3-5 | 1 2 3 | 1 3 | 17 | 1 | 2 | 1 | 0 | 2 |
| 33 James Rojas | 09:22 | 0-2 | 0-2 | 0-0 | 0 1 1 | 0 0 | 0 | 0 | 1 | 1 | 0 | 0 |
| 2 Darius Miles | 25:41 | 1-2 | 1-2 | 2-3 | 0 6 6 | 2 1 | 5 | 0 | 2 | 1 | 0 | 0 |
| Team | | | | | 6 2 8 | | 0 | 1 | | | | |
| Totals | | 21-61 | 7-34 | 21-32 | 19 25 44 | 10 24 | 70 | 6 | 17 | 10 | 3 | 7 |

Technical Fouls: NONE

| | LSU | Bama |
|------------------|---------------------------|---------------------------|
| Biggest lead | 5 (1 st 11:31) | 13 (2 nd 8:06) |
| Best Scoring Run | 9 (2 nd 5:41) | 9 (1 st 8:12) |
| Lead Changes | 11 | 15 |
| Times Tied | 5 | |
| Time with Lead | 07:38 | 30:06 |

| Points from | LSU | Bama |
|---------------|-----|------|
| Turnovers | 17 | 21 |
| Paint | 26 | 28 |
| Second Chance | 11 | 15 |
| Fast Breaks | 9 | 6 |
| Bench | 30 | 22 |

| Period by Period Scoring | 1st | 2nd | TOT |
|--------------------------|-----|-----|-----|
| LSU | 32 | 35 | 67 |
| Bama | 33 | 37 | 70 |

GAME 19



Official Basketball Box Score - Final
Missouri at Alabama
01/22/22 Coleman Coliseum, Tuscaloosa
2021-22 Men's Basketball

Game Time: 5:00 PM
Game Duration: 2:01
Attendance: 10,799

Officials: Pat Adams, K.B. Burdett Jr., Valdimir Voyard-Tadal

Missouri - 76

Record: 8-10 (2-4)

| NO. Name | Min | FG | 3P | FT | Rebounds | Fouls | TP | AS | TO | ST | Blocks | +/- |
|----------------------|---------|-------|-------|-----|-----------|-------|----|----|----|----|--------|-----|
| | | M-A | M-A | M-A | OR DR TOT | PF FD | | | | | BS BA | |
| 23 Trevon Brazile | F 12:30 | 3-4 | 1-2 | 0-0 | 2 1 3 | 0 1 | 7 | 0 | 1 | 1 | 2 | 0 |
| 24 Kobe Brown | F 37:33 | 3-13 | 0-3 | 0-0 | 5 5 10 | 4 2 | 6 | 4 | 2 | 1 | 1 | 3 |
| 4 Javon Pickett | G 37:17 | 4-10 | 1-4 | 3-4 | 0 1 1 | 2 2 | 12 | 3 | 1 | 0 | 1 | -9 |
| 5 Jarron Coleman | G 38:12 | 6-12 | 5-9 | 0-0 | 1 3 4 | 4 3 | 17 | 3 | 5 | 2 | 0 | -6 |
| 12 Dajuan Gordon | G 26:20 | 5-9 | 2-3 | 0-0 | 3 1 4 | 5 3 | 12 | 2 | 1 | 1 | 1 | 2 |
| 1 Amari Davis | 24:54 | 6-10 | 0-0 | 0-0 | 2 0 2 | 4 0 | 12 | 1 | 1 | 2 | 0 | -16 |
| 21 Ronnie DeGray III | 18:07 | 3-5 | 2-3 | 0-1 | 0 2 2 | 4 2 | 8 | 0 | 0 | 0 | 0 | -11 |
| 11 Yaya Keita | 03:23 | 1-2 | 0-0 | 0-0 | 0 1 1 | 0 0 | 2 | 0 | 0 | 0 | 0 | 1 |
| 13 Kaleb Brown | 01:44 | 0-0 | 0-0 | 0-0 | 0 0 0 | 0 0 | 0 | 0 | 0 | 0 | 0 | 2 |
| Team | | | | | 1 2 3 | | 0 | 0 | | | | |
| Totals | | 31-65 | 11-24 | 3-5 | 14 16 30 | 23 13 | 76 | 13 | 11 | 7 | 4 | -10 |

Technical Fouls: NONE

Alabama - 86

Record: 13-6 (4-3)

| NO. Name | Min | FG | 3P | FT | Rebounds | Fouls | TP | AS | TO | ST | Blocks | +/- |
|---------------------|---------|-------|------|-------|-----------|-------|----|----|----|----|--------|-----|
| | | M-A | M-A | M-A | OR DR TOT | PF FD | | | | | BS BA | |
| 0 Noah Gurley | F 17:05 | 3-3 | 0-0 | 2-4 | 3 0 3 | 0 2 | 8 | 1 | 1 | 0 | 1 | -10 |
| 2 Darius Miles | F 16:16 | 2-4 | 1-3 | 2-3 | 2 2 4 | 3 4 | 7 | 0 | 2 | 0 | 1 | 0 |
| 3 JD Davison | G 31:37 | 4-8 | 3-4 | 6-8 | 1 3 4 | 1 4 | 17 | 2 | 2 | 1 | 0 | 9 |
| 5 Jaden Shackelford | G 32:30 | 6-16 | 2-6 | 7-7 | 2 5 7 | 1 5 | 21 | 1 | 0 | 1 | 0 | 2 |
| 14 Keon Ellis | G 32:08 | 3-6 | 3-4 | 0-0 | 3 0 3 | 4 0 | 9 | 1 | 2 | 3 | 1 | 0 |
| 13 Jahvon Quinerly | 36:15 | 5-14 | 0-3 | 3-4 | 0 5 5 | 1 2 | 13 | 9 | 2 | 2 | 0 | 11 |
| 1 Jusaun Holt | 10:46 | 0-2 | 0-2 | 0-0 | 0 0 0 | 0 1 | 0 | 0 | 0 | 0 | 0 | -2 |
| 33 James Rojas | 12:14 | 3-6 | 0-3 | 0-0 | 3 3 6 | 0 3 | 6 | 0 | 1 | 0 | 0 | 9 |
| 21 Britton Johnson | 02:40 | 1-3 | 0-2 | 0-1 | 3 0 3 | 1 1 | 2 | 0 | 1 | 0 | 0 | 1 |
| 10 Charles Bediako | 08:29 | 1-2 | 0-0 | 1-2 | 1 0 1 | 2 1 | 3 | 0 | 0 | 0 | 1 | -7 |
| Team | | | | | 5 3 8 | | 0 | 0 | | | | |
| Totals | | 28-64 | 9-27 | 21-29 | 23 21 44 | 13 23 | 86 | 14 | 11 | 7 | 5 | 4 |

Technical Fouls: NONE

| | MIZZOU | Bama |
|------------------|----------------------------|---------------------------|
| Biggest lead | 14 (1 st 11:39) | 10 (2 nd 0:09) |
| Best Scoring Run | 12 (1 st 16:32) | 11 (1 st 5:18) |
| Lead Changes | 3 | |
| Times Tied | 2 | |
| Time with Lead | 33:21 | 05:06 |

| Points from | MIZZOU | Bama |
|---------------|--------|------|
| Turnovers | 18 | 21 |
| Paint | 36 | 38 |
| Second Chance | 18 | 24 |
| Fast Breaks | 4 | 12 |
| Bench | 22 | 24 |

| Period by Period Scoring | 1st | 2nd | TOT |
|--------------------------|-----|-----|-----|
| MIZZOU | 40 | 36 | 76 |
| Bama | 36 | 50 | 86 |

GAME 20



Official Basketball Box Score - Final
Alabama at Georgia
01/25/22 Stegman Coliseum, Athens
2021-22 Men's Basketball

Game Time: 6:31 PM
Game Duration: 2:09
Attendance: 5,703

Officials: Joe Lindsay, Olandis Poole, James Braeding

Alabama - 76

Record: 13-7 (4-4)

| NO. | Name | Min | FG | 3P | FT | Rebounds | | | Fouls | TP | AS | TO | ST | Blocks | | +/- | |
|--------|-------------------|---------|-------|------|-------|----------|----|-----|-------|----|----|----|----|--------|----|-----|-----|
| | | | M-A | M-A | M-A | OR | DR | TOT | PF | FD | | | | BS | BA | | |
| 33 | James Rojas | F 24:08 | 2-7 | 1-4 | 3-5 | 1 | 2 | 3 | 5 | 4 | 8 | 2 | 3 | 1 | 0 | 0 | 4 |
| 10 | Charles Bediako | C 21:22 | 4-5 | 0-0 | 0-0 | 5 | 3 | 8 | 3 | 2 | 8 | 1 | 2 | 1 | 2 | 1 | -4 |
| 3 | JD Davison | G 29:01 | 3-7 | 0-3 | 1-2 | 0 | 5 | 5 | 3 | 1 | 7 | 7 | 2 | 1 | 2 | 0 | -17 |
| 5 | Jaden Shackelford | C 37:07 | 6-10 | 6-9 | 2-4 | 0 | 3 | 3 | 3 | 3 | 20 | 2 | 5 | 0 | 1 | 0 | -2 |
| 14 | Keon Ellis | G 25:53 | 5-11 | 1-5 | 4-6 | 4 | 5 | 9 | 3 | 4 | 15 | 3 | 2 | 4 | 2 | 0 | -11 |
| 0 | Noah Gurley | 16:53 | 5-7 | 0-1 | 1-1 | 4 | 2 | 6 | 3 | 2 | 11 | 0 | 2 | 1 | 0 | 0 | -12 |
| 2 | Darius Miles | 11:53 | 0-4 | 0-3 | 2-2 | 0 | 1 | 1 | 0 | 2 | 2 | 0 | 0 | 0 | 0 | 0 | 4 |
| 13 | Jahvon Quinerly | 25:33 | 2-9 | 1-7 | 0-0 | 1 | 2 | 3 | 3 | 1 | 5 | 3 | 2 | 1 | 0 | 0 | -1 |
| 1 | Jusua Holt | 01:09 | 0-0 | 0-0 | 0-0 | 0 | 1 | 1 | 0 | 0 | 0 | 0 | 1 | 0 | 0 | 0 | 0 |
| 21 | Britton Johnson | 07:01 | 0-2 | 0-2 | 0-0 | 1 | 0 | 1 | 0 | 1 | 0 | 0 | 0 | 0 | 0 | 0 | 9 |
| Team | | | | | | 0 | 1 | 1 | 0 | 0 | 0 | 0 | 0 | | | | |
| Totals | | | 27-62 | 9-34 | 13-20 | 16 | 25 | 41 | 23 | 20 | 76 | 18 | 19 | 9 | 7 | 1 | -6 |

2021-22 BOX SCORES

GAME 21



Official Basketball Box Score - Final
Baylor at Alabama
 01/29/22 Coleman Coliseum, Tuscaloosa
 2021-22 Men's Basketball

Game Time: 3:00 PM
 Game Duration: 2:12
 Attendance: 14,474

Officials: Doug Shows, Tony Greene, Owen Shortt

Baylor - 78

Record: 18-3

| NO. Name | Min | FG M-A | 3P M-A | FT M-A | Rebounds OR DR TOT | Fouls PF FD | TP | AS | TO | ST | Blocks BS BA | +/- |
|--------------------------------|---------|--------|--------|--------|--------------------|-------------|----|----|----|----|--------------|-----|
| 0 Flo Thamba | F 16:05 | 1-4 | 0-0 | 1-1 | 0 1 1 | 2 3 | 3 | 0 | 1 | 0 | 0 2 | -1 |
| 2 Kendall Brown | F 31:21 | 3-5 | 0-0 | 4-4 | 4 1 5 | 3 2 | 10 | 1 | 3 | 1 | 0 0 | -8 |
| 24 Matthew Mayer | F 17:16 | 4-8 | 2-4 | 2-3 | 0 2 2 | 3 3 | 12 | 0 | 0 | 1 | 0 1 | 1 |
| 10 Adam Flagler | G 34:08 | 5-13 | 4-8 | 2-2 | 2 1 3 | 3 1 | 16 | 1 | 2 | 0 | 0 0 | -5 |
| 11 James Akinjo | G 31:53 | 4-13 | 0-2 | 0-0 | 2 0 2 | 3 2 | 8 | 7 | 6 | 3 | 0 0 | -4 |
| 1 Jeremy Sochan | 31:38 | 6-9 | 1-3 | 4-6 | 2 6 8 | 4 4 | 17 | 1 | 4 | 2 | 0 0 | -7 |
| 3 Dale Bonner | 22:47 | 2-2 | 2-2 | 1-2 | 1 1 2 | 1 1 | 7 | 1 | 0 | 1 | 0 0 | -8 |
| 23 Jonathan Tchamwa Tchatchoua | 14:52 | 1-2 | 0-0 | 3-4 | 1 1 2 | 2 2 | 5 | 0 | 0 | 0 | 1 0 | -13 |
| Team | | | | | 0 0 0 | | 0 | | 0 | | | |
| Totals | | 26-56 | 9-19 | 17-22 | 12 13 25 | 21 18 | 78 | 11 | 16 | 8 | 2 3 | -9 |

Technical Fouls: Akinjo 2nd 16:42

Alabama - 87

Record: 14-7

| NO. Name | Min | FG M-A | 3P M-A | FT M-A | Rebounds OR DR TOT | Fouls PF FD | TP | AS | TO | ST | Blocks BS BA | +/- |
|---------------------|---------|--------|--------|--------|--------------------|-------------|----|----|----|----|--------------|-----|
| 33 James Rojas | F 12:37 | 0-0 | 0-0 | 2-2 | 0 3 3 | 3 1 | 2 | 0 | 1 | 2 | 0 0 | -5 |
| 10 Charles Bediako | C 13:20 | 1-1 | 0-0 | 0-0 | 0 0 0 | 1 1 | 2 | 0 | 1 | 0 | 0 0 | -3 |
| 5 Jaden Shackelford | G 36:51 | 5-12 | 1-7 | 8-10 | 3 6 9 | 2 8 | 19 | 5 | 1 | 3 | 0 0 | 15 |
| 13 Jahvon Quinerly | G 33:04 | 6-10 | 3-6 | 5-5 | 0 2 2 | 3 6 | 20 | 5 | 4 | 2 | 0 1 | -6 |
| 14 Keon Ellis | G 31:24 | 2-4 | 1-3 | 6-7 | 0 2 2 | 4 3 | 11 | 0 | 2 | 1 | 0 0 | 11 |
| 0 Noah Gurley | 19:42 | 2-5 | 0-1 | 0-0 | 1 2 3 | 4 0 | 4 | 1 | 1 | 0 | 1 1 | 15 |
| 3 JD Davison | 26:28 | 6-9 | 2-4 | 0-0 | 4 4 2 | 0 0 | 14 | 5 | 3 | 2 | 1 0 | 3 |
| 4 Juwan Gary | 26:34 | 7-8 | 0-0 | 1-2 | 3 0 3 | 0 1 | 15 | 0 | 1 | 0 | 1 0 | 15 |
| Team | | | | | 1 2 3 | | 0 | | 1 | | | |
| Totals | | 29-49 | 7-21 | 22-26 | 8 21 29 | 19 20 | 87 | 16 | 15 | 10 | 3 2 | 9 |

Technical Fouls: Quinerly 2nd 16:42

| | Baylor | Bama |
|------------------|--------------------------|----------------------------|
| Biggest lead | 2 (1 st 9:29) | 15 (2 nd 11:44) |
| Best Scoring Run | 8 (1 st 9:29) | 9 (1 st 14:11) |
| Lead Changes | 8 | |
| Times Tied | 3 | |
| Time with Lead | 02:16 | 35:46 |

| Points from Turnovers | Baylor | Bama |
|-----------------------|--------|------|
| | 14 | 24 |
| Paint | 30 | 42 |
| Second Chance | 17 | 9 |
| Fast Breaks | 8 | 9 |
| Bench | 29 | 33 |

| Period by Period Scoring | 1st | 2nd | TOT |
|--------------------------|-----|-----|-----|
| Baylor | 34 | 44 | 78 |
| Bama | 38 | 49 | 87 |

GAME 23



Official Basketball Box Score - Final
Kentucky at Alabama
 02/05/22 Coleman Coliseum, Tuscaloosa
 2021-22 Men's Basketball

Game Time: 7:00 PM
 Game Duration: 2:38
 Attendance: 12,477

Officials: Joe Lindsay, Byron Jarrett, Mike Nance

Kentucky - 66

Record: 19-4 (5-2)

| NO. Name | Min | FG M-A | 3P M-A | FT M-A | Rebounds OR DR TOT | Fouls PF FD | TP | AS | TO | ST | Blocks BS BA | +/- |
|-----------------------|---------|--------|--------|--------|--------------------|-------------|----|----|----|----|--------------|-----|
| 12 Keion Brooks Jr. | F 27:15 | 4-9 | 0-0 | 2-4 | 2 3 5 | 4 3 | 10 | 0 | 2 | 0 | 0 0 | 1 |
| 34 Oscar Tshiebwé | F 28:19 | 4-13 | 0-0 | 2-4 | 5 10 15 | 4 3 | 10 | 1 | 3 | 4 | 1 1 | -1 |
| 2 Sahvir Wheeler | G 33:30 | 0-4 | 0-0 | 0-0 | 0 3 3 | 1 1 | 0 | 7 | 4 | 3 | 0 0 | 1 |
| 3 TyTy Washington Jr. | G 31:43 | 6-15 | 1-5 | 2-2 | 0 3 3 | 2 2 | 15 | 2 | 3 | 1 | 0 0 | 9 |
| 31 Kellan Grady | G 35:27 | 3-5 | 2-3 | 2-3 | 1 3 4 | 1 3 | 10 | 1 | 0 | 1 | 0 0 | 8 |
| 55 Lance Ware | 04:36 | 1-1 | 0-0 | 0-0 | 0 1 1 | 0 0 | 2 | 0 | 0 | 1 | 0 0 | 0 |
| 0 Jacob Toppin | 11:16 | 1-1 | 0-0 | 0-0 | 0 2 2 | 2 0 | 2 | 1 | 0 | 0 | 1 0 | 9 |
| 10 Davion Mintz | 19:20 | 3-9 | 1-3 | 0-0 | 2 2 2 | 0 2 | 7 | 1 | 2 | 2 | 0 1 | 17 |
| 4 Daimion Collins | 08:34 | 2-3 | 0-0 | 6-6 | 1 5 6 | 2 3 | 10 | 0 | 1 | 0 | 0 1 | 13 |
| Team | | | | | 1 2 3 | | 0 | | 0 | | | |
| Totals | | 24-60 | 4-11 | 14-19 | 10 34 44 | 16 17 | 65 | 13 | 15 | 12 | 2 4 | 11 |

Technical Fouls: NONE

Alabama - 55

Record: 14-9 (4-5)

| NO. Name | Min | FG M-A | 3P M-A | FT M-A | Rebounds OR DR TOT | Fouls PF FD | TP | AS | TO | ST | Blocks BS BA | +/- |
|---------------------|---------|--------|--------|--------|--------------------|-------------|----|----|----|----|--------------|-----|
| 4 Juwan Gary | F 21:13 | 2-6 | 0-2 | 2-6 | 0 4 4 | 1 3 | 6 | 2 | 1 | 0 | 1 1 | -7 |
| 10 Charles Bediako | C 20:25 | 4-4 | 0-0 | 4-4 | 4 4 8 | 3 3 | 12 | 1 | 1 | 1 | 0 0 | -8 |
| 5 Jaden Shackelford | G 34:21 | 2-11 | 0-7 | 2-2 | 0 4 4 | 2 1 | 6 | 1 | 3 | 1 | 0 0 | -8 |
| 13 Jahvon Quinerly | G 30:17 | 2-11 | 0-3 | 3-4 | 1 4 5 | 1 3 | 7 | 4 | 2 | 0 | 0 1 | -5 |
| 14 Keon Ellis | G 28:56 | 2-8 | 2-7 | 0-0 | 4 4 3 | 1 3 | 6 | 2 | 2 | 1 | 0 0 | -11 |
| 0 Noah Gurley | 16:48 | 1-6 | 0-3 | 1-2 | 0 4 4 | 3 1 | 3 | 0 | 2 | 2 | 0 0 | -7 |
| 1 Jusaun Holt | 08:08 | 0-1 | 0-1 | 0-0 | 1 1 2 | 1 0 | 0 | 0 | 0 | 0 | 0 0 | 4 |
| 3 JD Davison | 25:47 | 3-10 | 1-3 | 0-0 | 3 3 6 | 1 0 | 7 | 0 | 3 | 0 | 0 0 | -13 |
| 33 James Rojas | 14:05 | 2-7 | 0-4 | 4-6 | 3 2 5 | 2 4 | 8 | 0 | 1 | 0 | 1 0 | 0 |
| Team | | | | | 4 1 5 | | 0 | | 0 | | | |
| Totals | | 18-64 | 3-30 | 16-24 | 16 31 47 | 17 16 | 55 | 10 | 15 | 5 | 4 2 | -11 |

Technical Fouls: NONE

| | UK | Bama |
|------------------|---------------------------|---------------------------|
| Biggest lead | 17 (2 nd 2:53) | 8 (1 st 17:37) |
| Best Scoring Run | 9 (2 nd 10:22) | 7 (2 nd 1:36) |
| Lead Changes | 7 | |
| Times Tied | 1 | |
| Time with Lead | 27:18 | 12:00 |

| Points from Turnovers | UK | Bama |
|-----------------------|----|------|
| | 17 | 14 |
| Paint | 34 | 30 |
| Second Chance | 13 | 16 |
| Fast Breaks | 16 | 4 |
| Bench | 21 | 18 |

| Period by Period Scoring | 1st | 2nd | TOT |
|--------------------------|-----|-----|-----|
| UK | 33 | 33 | 66 |
| Bama | 27 | 28 | 55 |

GAME 22



Official Basketball Box Score - Final
Alabama at Auburn
 02/01/22 Auburn Arena, Auburn
 2021-22 Men's Basketball

Game Time: 8:00 PM
 Game Duration: 2:21
 Attendance: 9,121

Officials: Don Dally, Chuck Jones, Steven Anderson

Alabama - 81

Record: 14-8 (4-5)

| NO. Name | Min | FG M-A | 3P M-A | FT M-A | Rebounds OR DR TOT | Fouls PF FD | TP | AS | TO | ST | Blocks BS BA | +/- |
|---------------------|---------|--------|--------|--------|--------------------|-------------|----|----|----|----|--------------|-----|
| 4 Juwan Gary | F 18:30 | 1-2 | 0-0 | 1-2 | 3 3 6 | 4 1 | 3 | 0 | 0 | 1 | 0 1 | -1 |
| 10 Charles Bediako | C 18:22 | 1-3 | 0-0 | 1-2 | 3 4 7 | 4 2 | 3 | 0 | 1 | 0 | 3 1 | 0 |
| 5 Jaden Shackelford | G 35:02 | 6-15 | 5-11 | 9-10 | 1 2 3 | 3 6 | 26 | 2 | 3 | 0 | 0 0 | -10 |
| 13 Jahvon Quinerly | G 34:55 | 7-21 | 2-8 | 4-4 | 0 4 4 | 4 4 | 20 | 4 | 2 | 1 | 0 0 | -25 |
| 14 Keon Ellis | G 27:37 | 3-11 | 3-7 | 0-0 | 2 6 8 | 4 0 | 9 | 2 | 1 | 1 | 2 2 | 4 |
| 2 Darius Miles | 09:12 | 1-4 | 1-3 | 0-0 | 0 1 1 | 3 0 | 3 | 0 | 1 | 1 | 0 0 | -7 |
| 3 JD Davison | 23:35 | 0-5 | 0-3 | 0-0 | 0 0 0 | 2 1 | 0 | 4 | 0 | 1 | 0 0 | -23 |
| 33 James Rojas | 15:46 | 2-3 | 1-2 | 1-2 | 1 1 2 | 2 1 | 6 | 1 | 0 | 1 | 0 0 | -5 |
| 0 Noah Gurley | 14:12 | 4-6 | 2-3 | 1-2 | 3 0 3 | 3 2 | 11 | 0 | 2 | 0 | 0 0 | -1 |
| 1 Jusaun Holt | 02:49 | 0-0 | 0-0 | 0-0 | 0 1 1 | 1 0 | 0 | 0 | 0 | 0 | 0 0 | -4 |
| Team | | | | | 0 5 5 | | 0 | | 1 | | | |
| Totals | | 25-70 | 14-37 | 17-22 | 13 27 40 | 30 17 | 81 | 13 | 11 | 6 | 5 10 | -19 |

Technical Fouls: Shackelford 2nd 5:07

Auburn - 100

Record: 21-1 (9-0)

| NO. Name | Min | FG M-A | 3P M-A | FT M-A | Rebounds OR DR TOT | Fouls PF FD | TP | AS | TO | ST | Blocks BS BA | +/- |
|---------------------|---------|--------|--------|--------|--------------------|-------------|-----|----|----|----|--------------|-----|
| 10 Jabari Smith | F 23:45 | 5-9 | 1-2 | 6-9 | 0 5 5 | 3 7 | 17 | 0 | 1 | 1 | 0 0 | 0 |
| 13 Walker Kessler | F 28:14 | 6-0 | 0-1 | 2-2 | 5 7 12 | 4 3 | 14 | 1 | 4 | 4 | 8 1 | 13 |
| 0 K.D. Johnson | G 32:41 | 3-9 | 1-5 | 6-8 | 0 5 5 | 3 3 | 13 | 2 | 0 | 1 | 0 0 | 7 |
| 12 Zep Jasper | G 15:54 | 0-3 | 0-1 | 2-2 | 0 1 1 | 1 2 | 2 | 0 | 0 | 0 | 0 1 | 6 |
| 22 Allen Flanigan | G 22:58 | 3-8 | 0-2 | 4-6 | 0 2 2 | 3 4 | 10 | 2 | 1 | 1 | 0 1 | 3 |
| 1 Wendell Green Jr. | 26:58 | 8-17 | 2-8 | 5-5 | 1 7 8 | 1 3 | 23 | 6 | 1 | 0 | 0 0 | 21 |
| 44 Dylan Cardwell | 10:46 | 2-2 | 0-0 | 0 1 2 | 3 2 | 2 0 | 4 | 0 | 0 | 0 | 1 0 | 7 |
| 35 Devan Cambridge | 18:29 | 2-4 | 1-2 | 3-4 | 2 4 6 | 1 3 | 8 | 0 | 0 | 0 | 0 0 | 23 |
| 2 Jaylin Williams | 15:15 | 1-2 | 0-0 | 2-2 | 1 0 1 | 0 1 | 4 | 1 | 0 | 0 | 0 0 | 20 |
| 5 Chris Moore | 01:00 | 0-0 | 0-0 | 0-0 | 0 0 0 | 0 0 | 0 | 0 | 0 | 0 | 0 0 | -1 |
| 14 Preston Cook | 01:00 | 1-1 | 0-0 | 0-0 | 0 1 1 | 0 0 | 2 | 0 | 0 | 0 | 0 0 | -1 |
| 20 Carter Sobera | 01:00 | 1-1 | 0-0 | 1-1 | 0 0 0 | 0 1 | 3 | 0 | 0 | 0 | 0 0 | -1 |
| 25 Chandler Leopard | 01:00 | 0-0 | 0-0 | 0-0 | 0 0 0 | 0 0 | 0 | 0 | 0 | 0 | 0 0 | -1 |
| 33 Chase Maasdorp | 01:00 | 0-0 | 0-0 | 0-0 | 0 0 0 | 0 0 | 0 | 0 | 0 | 0 | 0 0 | -1 |
| Team | | | | | 1 2 3 | | 0 | | 0 | | | |
| Totals | | 32-66 | 5-21 | 31-39 | 11 36 47 | 18 29 | 100 | 12 | 8 | 7 | 10 5 | 19 |

Technical Fouls: Flanigan 2nd 5:07

| | ALA | AUB |
|------------------|---------------------------|---------------------------|
| Biggest lead | 4 (1 st 15:12) | 22 (2 nd 0:51) |
| Best Scoring Run | 7 (2 nd 16:15) | 11 (1 st 3:24) |
| Lead Changes | 4 | |
| Times Tied | 3 | |
| Time with Lead | 03:25 | 35:08 |

| Points from Turnovers | ALA | AUB |
|-----------------------|-----|-----|
| | 8 | 12 |
| Paint | 22 | 52 |
| Second Chance | 8 | 10 |
| Fast Breaks | 11 | 27 |
| Bench | 20 | 44 |

| Period by Period Scoring | 1st | 2nd | TOT |
|--------------------------|-----|-----|-----|
| ALA | 37 | 44 | 81 |
| AUB | 51 | 49 | 100 |

GAME 24



Official Basketball Box Score - Final
Alabama at Ole Miss
 02/09/22 The Sandy and John Black Pavilion at Ole Miss, Oxford, Miss.
 2021-22 Ole Miss Men's Basketball

Game Time: 7:30 PM
 Game Duration: 1:54
 Attendance: 6,454

Officials: Tony Greene, Bart Lenox, Owen Shortt

Alabama - 97

Record: 15-9 (5-6)

| NO. Name | Min | M-A | M-A | M-A | OR | DR | TOT | PF | FD | TP | AS | TO | ST | BS | BA | +/- | | | | | | | | | | | | | | | |
|---------------------|---------|-------|------|-------|----|-------|-----|----|----|----|----|----|----|----|----|-----|--|----|--|----|--|----|--|---|--|---|--|---|--|----|--|
| 4 Juwan Gary | F 11:27 | 2-3 | 0-0 | 2-2 | 0 | 1 | 1 | 0 | 1 | 6 | 0 | 0 | 0 | 0 | 0 | -5 | | | | | | | | | | | | | | | |
| 10 Charles Bediako | C 15:27 | 2-4 | 0-0 | 0-0 | 1 | 2 | 3 | 1 | 1 | 4 | 1 | 0 | 1 | 1 | 1 | -4 | | | | | | | | | | | | | | | |
| 5 Jaden Shackelford | G 35:45 | 10-17 | 8-13 | 2-4 | 0 | 5 | 5 | 3 | 3 | 30 | 0 | 2 | 1 | 0 | 0 | 15 | | | | | | | | | | | | | | | |
| 13 Jahvon Quinerly | G 32:53 | 4-10 | 1-2 | 0-1 | 0 | 2 | 2 | 3 | 3 | 9 | 8 | 5 | 0 | 0 | 0 | 4 | | | | | | | | | | | | | | | |
| 14 Keon Ellis | G 24:04 | 5-6 | 1-1 | 2-2 | 1 | 3 | 4 | 2 | 2 | 13 | 2 | 2 | 1 | 0 | 0 | -3 | | | | | | | | | | | | | | | |
| 1 Jusaun Holt | 25:55 | 1-2 | 0-0 | 0 | 0 | 6 | 6 | 2 | 0 | 2 | 3 | 0 | 0 | 0 | 0 | 22 | | | | | | | | | | | | | | | |
| 37 James Rojas | 07:25 | 1-1 | 0-0 | 1-1 | 0 | 2 | 2 | 3 | 2 | 3 | 1 | 1 | 0 | 0 | 0 | 14 | | | | | | | | | | | | | | | |
| 0 Noah Gurley | 17:08 | 4-7 | 2-3 | 0-0 | 3 | 4 | 7 | 1 | 2 | 10 | 0 | 0 | 0 | 2 | 0 | 4 | | | | | | | | | | | | | | | |
| 3 JD Davison | 23:49 | 7-8 | 2-2 | 2-3 | 0 | 3 | 3 | 0 | 2 | 18 | 8 | 2 | 1 | 1 | 0 | 17 | | | | | | | | | | | | | | | |
| 2 Darius Miles | 06:07 | 0-2 | 0-1 | 2-2 | 0 | 0 | 0 | 0 | 1 | 2 | 0 | 0 | 0 | 0 | 0 | 6 | | | | | | | | | | | | | | | |
| Team | | | | | | 1 | | | 3 | 4 | 0 | 0 | | | | | | | | | | | | | | | | | | | |
| Totals | | 36-60 | | 14-22 | | 11-15 | | 6 | | 31 | | 37 | | 15 | | 16 | | 97 | | 23 | | 12 | | 4 | | 4 | | 1 | | 14 | |

2021-22 BOX SCORES

GAME 25



Official Basketball Box Score - Final
Arkansas at Alabama
 02/12/22 Coleman Coliseum, Tuscaloosa
 2021-22 Men's Basketball

Game Time: 11:00 AM
 Game Duration: 2:15
 Attendance: 10,353

Officials: Don Daly, Patrick Evans, Will Howard

Arkansas - 67

Record: 19-6 (8-4)

| NO. Name | Min | FG M-A | 3P M-A | FT M-A | Rebounds OR DR TOT | Fouls PF FD | TP | AS | TO | ST | Blocks BS BA | +/- |
|--------------------|---------|-----------|-----------|-----------|-----------------------|----------------|----|----|----|----|-----------------|-----|
| 3 Trey Wade | F 12:13 | 0-2 | 0-0 | 0-0 | 1 0 1 | 0 1 | 0 | 0 | 1 | 0 | 0 0 | -10 |
| 10 Jaylin Williams | F 38:56 | 6-15 | 1-5 | 9-13 | 2 8 10 | 1 11 | 22 | 1 | 1 | 0 | 0 1 | 2 |
| 0 Stanley Umude | G 26:02 | 7-11 | 3-7 | 2-2 | 3 6 9 | 5 1 | 19 | 2 | 2 | 1 | 0 0 | -2 |
| 1 JD Notae | G 23:44 | 4-11 | 2-5 | 2-3 | 0 1 1 | 3 2 | 12 | 3 | 3 | 4 | 0 1 | 7 |
| 5 Au'Diese Toney | G 38:31 | 1-11 | 0-0 | 4-6 | 3 4 7 | 3 3 | 6 | 0 | 2 | 0 | 0 3 | 0 |
| 4 Davonte Davis | 30:38 | 2-8 | 0-3 | 0-0 | 2 4 6 | 2 0 | 4 | 2 | 3 | 0 | 0 2 | -3 |
| 11 Chris Lykes | 17:19 | 1-8 | 0-1 | 0-0 | 1 0 1 | 2 2 | 2 | 3 | 0 | 2 | 0 0 | 2 |
| 20 Kamari Johnson | 12:37 | 1-4 | 0-0 | 0-0 | 4 0 4 | 1 2 | 2 | 0 | 2 | 0 | 0 0 | -1 |
| Team | | | | | 5 2 7 | | 0 | | 2 | | | |
| Totals | | 22-70 | 6-21 | 17-24 | 21 25 46 | 17 22 | 67 | 11 | 16 | 7 | 0 7 | -1 |

Technical Fouls: Toney 1st; 10

| Shooting By Period | | |
|---------------------|-------|-------|
| 1 st FG% | 11-35 | 31.4% |
| 3PT% | 1-7 | 14.3% |
| FT% | 9-12 | 75% |
| 2 nd FG% | 11-35 | 31.4% |
| 3PT% | 5-14 | 35.7% |
| FT% | 8-12 | 66.7% |
| GM FG% | 22-70 | 31.4% |
| 3PT% | 6-21 | 28.6% |
| FT% | 17-24 | 70.8% |

Dead Ball Rebounds: 5, 0

Alabama - 68

Record: 16-9 (6-6)

| NO. Name | Min | FG M-A | 3P M-A | FT M-A | Rebounds OR DR TOT | Fouls PF FD | TP | AS | TO | ST | Blocks BS BA | +/- |
|---------------------|---------|-----------|-----------|-----------|-----------------------|----------------|----|----|----|-----|-----------------|-----|
| 0 Noah Gurley | F 18:13 | 4-10 | 1-6 | 0-0 | 2 2 4 | 4 1 | 9 | 1 | 4 | 1 | 1 0 | -7 |
| 4 Juwan Gary | F 06:15 | 1-3 | 0-1 | 0-0 | 0 1 1 | 2 0 | 2 | 0 | 0 | 0 | 0 0 | 0 |
| 3 JD Davison | G 29:41 | 4-9 | 1-3 | 2-3 | 2 2 4 | 3 4 | 11 | 4 | 6 | 1 | 1 0 | 4 |
| 5 Jaden Shackelford | G 33:07 | 4-12 | 1-6 | 1-2 | 2 3 5 | 2 3 | 10 | 0 | 5 | 1 | 0 0 | -5 |
| 14 Keon Ellis | G 32:38 | 2-4 | 1-3 | 2-2 | 1 4 5 | 2 1 | 7 | 2 | 0 | 0 | 3 0 | 0 |
| 2 Darius Miles | 20:24 | 1-4 | 0-0 | 0 7 7 | 2 0 3 | 1 0 | 0 | 0 | 0 | 0 0 | 3 | 0 |
| 13 Jahvon Quinerly | 27:53 | 2-6 | 0-3 | 2-3 | 0 0 0 | 0 2 | 6 | 4 | 5 | 0 | 0 0 | 1 |
| 33 James Rojas | 09:23 | 2-2 | 1-1 | 3-3 | 1 3 4 | 4 3 | 8 | 1 | 0 | 0 | 0 0 | 3 |
| 1 Jusaun Holt | 08:37 | 1-2 | 0-0 | 0 3 3 | 0 0 0 | 0 3 | 0 | 0 | 2 | 0 | 0 0 | 0 |
| 10 Charles Bediako | 13:49 | 3-4 | 0-0 | 3-4 | 1 2 3 | 3 2 | 9 | 0 | 2 | 1 | 2 0 | 6 |
| Team | | | | | 2 2 4 | | 0 | | 0 | | | |
| Totals | | 24-56 | 7-29 | 13-17 | 11 29 40 | 22 16 | 68 | 13 | 24 | 4 | 7 0 | 1 |

Technical Fouls: NONE

| | Ark | Bama |
|------------------|---------------------------|----------------------------|
| Biggest lead | 5 (1 st 18:36) | 13 (2 nd 14:53) |
| Best Scoring Run | 11 (2 nd 4:29) | 8 (1 st 14:32) |
| Lead Changes | 5 | |
| Times Tied | 2 | |
| Time with Lead | 04:49 | 34:11 |

| Points from | Ark | Bama |
|---------------|-----|------|
| Turnovers | 22 | 28 |
| Paint | 20 | 30 |
| Second Chance | 10 | 8 |
| Fast Breaks | 6 | 14 |
| Bench | 8 | 29 |

| Period by Period Scoring | Ark | Bama |
|--------------------------|-----|------|
| 1st | 32 | 35 |
| 2nd | 35 | 67 |
| TOT | 37 | 31 |
| 68 | | |

GAME 26



Official Basketball Box Score - Final
Mississippi St. at Alabama
 02/16/22 Coleman Coliseum, Tuscaloosa
 2021-22 Men's Basketball

Game Time: 6:00 PM
 Game Duration: 2:21
 Attendance: 9,192

Officials: Terry Ogleby, Rob Rourke, Lee Cassell

Mississippi St. - 75

Record: 14-11 (5-7)

| NO. Name | Min | FG M-A | 3P M-A | FT M-A | Rebounds OR DR TOT | Fouls PF FD | TP | AS | TO | ST | Blocks BS BA | +/- |
|---------------------|---------|-----------|-----------|-----------|-----------------------|----------------|----|----|----|----|-----------------|-----|
| 10 Garrison Brooks | F 32:29 | 2-5 | 0-1 | 4-4 | 2 4 6 | 4 2 | 8 | 0 | 1 | 0 | 4 0 | -1 |
| 13 D.J. Jeffries | F 32:03 | 6-15 | 1-4 | 2-2 | 1 5 6 | 0 1 | 15 | 2 | 1 | 1 | 0 0 | -8 |
| 35 Tolu Smith | F 16:56 | 2-6 | 0-0 | 0-0 | 1 2 3 | 5 1 | 4 | 0 | 2 | 0 | 1 3 | 3 |
| 1 Iverson Molinar | G 34:39 | 7-20 | 1-5 | 7-8 | 2 0 2 | 1 4 | 22 | 4 | 1 | 3 | 0 1 | -4 |
| 5 Cam Carter | G 28:09 | 4-12 | 3-6 | 4-4 | 0 2 2 | 4 2 | 15 | 3 | 1 | 1 | 0 3 | 0 |
| 2 Javian Davis | 09:56 | 0-1 | 0-0 | 0-0 | 0 0 0 | 2 1 | 0 | 1 | 0 | 1 | 0 0 | -2 |
| 3 Shakeel Moore | 17:52 | 1-5 | 1-3 | 0-0 | 0 1 1 | 0 1 | 3 | 1 | 2 | 0 | 0 1 | -6 |
| 20 Derek Fountain | 05:18 | 0-0 | 0-0 | 0 2 2 | 1 0 0 | 0 0 | 1 | 0 | 0 | 0 | 0 0 | -4 |
| 4 Cameron Matthews | 17:51 | 2-6 | 0-2 | 0-1 | 4 3 7 | 4 1 | 4 | 1 | 0 | 1 | 2 1 | -2 |
| 11 Andersson Garcia | 04:47 | 2-2 | 0-0 | 0-0 | 1 0 1 | 0 1 | 4 | 0 | 0 | 0 | 0 0 | -1 |
| Team | | | | | 3 3 6 | | 0 | | 0 | | | |
| Totals | | 26-72 | 6-21 | 17-19 | 14 22 36 | 21 14 | 75 | 12 | 9 | 7 | 7 9 | -5 |

Technical Fouls: NONE

Alabama - 80

Record: 17-9 (7-6)

| NO. Name | Min | FG M-A | 3P M-A | FT M-A | Rebounds OR DR TOT | Fouls PF FD | TP | AS | TO | ST | Blocks BS BA | +/- |
|---------------------|---------|-----------|-----------|-----------|-----------------------|----------------|----|----|----|----|-----------------|-----|
| 0 Noah Gurley | F 14:44 | 1-3 | 0-2 | 0-0 | 0 1 1 | 2 0 | 2 | 0 | 0 | 0 | 1 0 | -1 |
| 10 Charles Bediako | C 26:57 | 6-7 | 0-0 | 3-7 | 1 4 5 | 2 4 | 15 | 0 | 0 | 0 | 6 0 | -4 |
| 5 Jaden Shackelford | G 35:09 | 5-15 | 0-6 | 2-3 | 3 5 8 | 2 2 | 12 | 4 | 3 | 0 | 0 3 | 2 |
| 13 Jahvon Quinerly | G 37:26 | 8-16 | 3-8 | 2-2 | 0 2 2 | 0 2 | 21 | 8 | 2 | 0 | 2 2 | 8 |
| 14 Keon Ellis | G 23:30 | 0-8 | 0-7 | 0-0 | 1 2 3 | 3 2 | 0 | 1 | 1 | 1 | 0 0 | -6 |
| 2 Darius Miles | 20:48 | 3-5 | 2-4 | 4-4 | 1 6 7 | 2 4 | 12 | 1 | 1 | 3 | 0 0 | 2 |
| 3 JD Davison | 17:49 | 2-4 | 0-2 | 3-3 | 1 9 10 | 0 3 | 7 | 1 | 3 | 1 | 0 0 | 10 |
| 33 James Rojas | 11:36 | 2-4 | 1-1 | 4-4 | 1 0 1 | 2 4 | 9 | 0 | 1 | 0 | 0 2 | 12 |
| 4 Juwan Gary | 07:32 | 1-1 | 0-0 | 0-0 | 1 1 2 | 1 0 | 2 | 0 | 1 | 1 | 0 0 | 2 |
| 1 Jusaun Holt | 04:29 | 0-0 | 0-0 | 0-0 | 1 0 1 | 0 0 | 0 | 0 | 0 | 0 | 0 0 | 0 |
| Team | | | | | 5 3 8 | | 0 | | 2 | | | |
| Totals | | 28-63 | 6-30 | 18-23 | 15 33 48 | 16 21 | 80 | 15 | 14 | 6 | 9 7 | 5 |

Technical Fouls: Coach 2nd; 9; 18 Coach 2nd; 8; 34

| | MSU | Bama |
|------------------|--------------------------|---------------------------|
| Biggest lead | 7 (2 nd 7:45) | 9 (2 nd 0:57) |
| Best Scoring Run | 6 (2 nd 9:18) | 11 (2 nd 0:57) |
| Lead Changes | 3 | |
| Times Tied | 8 | |
| Time with Lead | 05:54 | 29:00 |

| Points from | MSU | Bama |
|---------------|-----|------|
| Turnovers | 10 | 11 |
| Paint | 30 | 44 |
| Second Chance | 12 | 16 |
| Fast Breaks | 4 | 10 |
| Bench | 11 | 30 |

| Period by Period Scoring | MSU | Bama |
|--------------------------|-----|------|
| 1st | 30 | 45 |
| 2nd | 45 | 75 |
| TOT | 34 | 46 |
| 80 | | |

GAME 27



Official Basketball Box Score - Final
Alabama at Kentucky
 02/19/22 Rupp Arena, Lexington
 2021-22 Men's Basketball

Game Time: 1:00 PM
 Game Duration: 2:05
 Attendance: 20,374

Officials: Pat Adams, Keith Kimble, Olandis Poole

Alabama - 81

Record: 17-10 (7-7)

| NO. Name | Min | FG M-A | 3P M-A | FT M-A | Rebounds OR DR TOT | Fouls PF FD | TP | AS | TO | ST | Blocks BS BA | +/- |
|---------------------|---------|-----------|-----------|-----------|-----------------------|----------------|----|----|----|----|-----------------|-----|
| 4 Juwan Gary | F 11:20 | 1-3 | 1-2 | 0-2 | 2 0 2 | 1 1 | 3 | 0 | 1 | 0 | 1 1 | -2 |
| 10 Charles Bediako | C 14:59 | 3-3 | 0-0 | 0-0 | 4 1 5 | 2 0 | 6 | 1 | 1 | 0 | 2 0 | 8 |
| 5 Jaden Shackelford | G 36:07 | 5-15 | 5-12 | 3-3 | 1 4 5 | 1 1 | 18 | 3 | 0 | 0 | 2 0 | 0 |
| 13 Jahvon Quinerly | G 20:41 | 3-10 | 0-4 | 0-0 | 0 1 1 | 2 0 | 6 | 3 | 1 | 0 | 0 0 | -11 |
| 14 Keon Ellis | G 37:02 | 10-16 | 7-11 | 1-1 | 3 2 5 | 1 3 | 28 | 1 | 2 | 4 | 0 0 | -12 |
| 0 Noah Gurley | 18:27 | 5-8 | 1-4 | 1-1 | 0 1 1 | 4 1 | 12 | 0 | 0 | 0 | 1 0 | -5 |
| 2 Darius Miles | 26:19 | 1-5 | 0-0 | 0-0 | 1 1 2 | 2 0 | 2 | 2 | 2 | 1 | 0 0 | -2 |
| 3 JD Davison | 23:10 | 2-7 | 0-2 | 2-2 | 3 4 7 | 1 1 | 6 | 5 | 2 | 0 | 0 0 | -7 |
| 33 James Rojas | 05:51 | 0-2 | 0-0 | 0-0 | 0 0 0 | 2 0 | 0 | 0 | 0 | 1 | 0 0 | -12 |
| 1 Jusaun Holt | 06:04 | 0-0 | 0-0 | 0-0 | 2 0 2 | 0 0 | 0 | 0 | 0 | 0 | 1 0 | -2 |
| Team | | | | | 1 1 2 | | 0 | | 0 | | | |
| Totals | | 30-69 | 14-40 | 7-9 | 17 15 32 | 16 7 | 81 | 15 | 9 | 6 | 5 3 | -9 |

Technical Fouls: Miles 1st; 4; 45

Kentucky - 90

Record: 22-5 (11-3)

| NO. Name | Min | FG M-A | 3P M-A | FT M-A | Rebounds OR DR TOT | Fouls PF FD | TP | AS | TO | ST | Blocks BS BA | +/- |
|---------------------|---------|-----------|-----------|-----------|-----------------------|----------------|----|----|----|----|-----------------|-----|
| 0 Jacob Toppin | F 39:24 | 5-9 | 1-2 | 2-2 | 2 4 6 | 2 1 | 13 | 3 | 0 | 0 | 0 0 | 9 |
| 12 Kelon Brooks Jr. | F 37:13 | 7-12 | 1-1 | 3-4 | 4 4 8 | 2 2 | 18 | 2 | 2 | 2 | 2 0 | 9 |
| 34 Oscar Tshiebewe | F 35:40 | 9-13 | 0-0 | 3-5 | 6 8 14 | 1 5 | 21 | 3 | 2 | 1 | 1 2 | 9 |
| 10 Davion Mintz | G 38:37 | 2-9 | 0-2 | 3-4 | 0 1 1 | 0 3 | 7 | 2 | 0 | 3 | 0 1 | 9 |
| 31 Kellan Grady | G 39:07 | 9-16 | 7-9 | 0-0 | 0 3 3 | 2 2 | 25 | 3 | 2 | 1 | 0 1 | 8 |
| 23 Bryce Hopkins | 02:17 | 0-1 | 0-0 | 0-0 | 1 1 2 | 0 0 | 0 | 0 | 0 | 0 | 0 1 | -1 |
| 4 Daimon Collins | 04:20 | 1-2 | 0-0 | 4-4 | 2 0 2 | 0 2 | 6 | 0 | 0 | 0 | 0 0 | 0 |
| 11 Dontae Allen | 02:16 | 0-0 | 0-0 | 0-0 | 0 0 0 | 0 0 | 0 | 0 | 0 | 0 | 0 0 | 1 |
| 55 Lance Ware | 01:06 | 0-0 | 0-0 | 0-0 | 0 0 0 | 0 0 | 0 | 0 | 1 | 0 | 0 0 | 1 |
| Team | | | | | 1 2 3 | | 0 | | 0 | | | |
| Totals | | 33-62 | 9-14 | 15-19 | 16 23 39 | 7 15 | 90 | 13 | 7 | 7 | 3 5 | 9 |

Technical Fouls: NONE

| | ALA | UKY |
|------------------|---------------------------|----------------------------|
| Biggest lead | 13 (1 st 5:35) | 16 (2 nd 10:50) |
| Best Scoring Run | 8 (2 nd 16:08) | 15 (2 nd 19:20) |
| Lead Changes | 3 | |
| Times Tied | 0 | |
| Time with Lead | 18:59 | 20:26 |

| Points from | ALA | UKY |
|---------------|-----|-----|
| Turnovers | 11 | 14 |
| Paint | 24 | 36 |
| Second Chance | 15 | 22 |
| Fast Breaks | 2 | 8 |
| Bench | 20 | 6 |

| Period by Period Scoring | ALA | UKY |
|--------------------------|-----|-----|
| 1st | 46 | 35 |
| 2nd | 35 | 81 |
| TOT | 47 | 43 |
| 90 | | |

GAME 28

2021-22 SEASON/CAREER STATS


2021-22 Alabama Men's Basketball
Season/Career Statistics
All games

 Page 1/2
 as of Feb 19, 2022

Summary

| Player | Season Statistics | | | | | | | | | | Career Statistics | | | | | | | | | |
|----------------------|-------------------|-------|------|------|-------|-----|-----|-----|-----|-------|-------------------|-------|------|------|------|-----|-----|-----|-----|-------|
| | GP-GS | MIN/G | FG% | 3FG% | FT% | R/G | A/G | STL | BLK | PTS/G | GP-GS | MIN/G | FG% | 3FG% | FT% | R/G | A/G | STL | BLK | PTS/G |
| AMBROSE-HYLTON, Keon | 10-0 | 4.9 | .455 | .000 | .333 | 0.9 | 0.4 | 1 | 1 | 1.1 | 28-0 | 4.4 | .577 | .000 | .286 | 0.8 | 0.2 | 2 | 2 | 1.1 |
| BARNES, Tyler | 3-0 | 1.9 | .500 | .500 | 1.000 | 0.3 | 0.3 | 0 | 0 | 2.3 | 31-1 | 1.5 | .300 | .200 | .500 | 0.4 | 0.1 | 3 | 1 | 0.4 |
| BEDIAKO, Charles | 27-25 | 17.9 | .673 | .000 | .607 | 4.3 | 0.7 | 19 | 47 | 6.7 | 27-25 | 17.9 | .673 | .000 | .607 | 4.3 | 0.7 | 19 | 47 | 6.7 |
| COTTRELL, Adam | 1-0 | 1.8 | .000 | .000 | .000 | 0.0 | 1.0 | 0 | 0 | 0.0 | 6-0 | 1.0 | .000 | .000 | .000 | 0.2 | 0.2 | 0 | 0 | 0.0 |
| DAVISON, JD | 27-4 | 24.6 | .473 | .299 | .721 | 4.6 | 4.0 | 20 | 11 | 8.5 | 27-4 | 24.6 | .473 | .299 | .721 | 4.6 | 4.0 | 20 | 11 | 8.5 |
| ELLIS, Keon | 27-27 | 30.7 | .434 | .358 | .883 | 5.9 | 1.8 | 51 | 19 | 11.7 | 59-34 | 23.5 | .458 | .366 | .823 | 4.9 | 1.4 | 86 | 33 | 8.3 |
| GARY, Juwan | 23-16 | 17.2 | .545 | .229 | .596 | 3.8 | 0.3 | 15 | 12 | 7.3 | 53-18 | 12.8 | .543 | .205 | .568 | 3.2 | 0.2 | 29 | 24 | 5.3 |
| GURLEY, Noah | 27-10 | 18.5 | .506 | .270 | .585 | 3.6 | 0.4 | 11 | 21 | 7.4 | 27-10 | 18.5 | .506 | .270 | .585 | 3.6 | 0.4 | 11 | 21 | 7.4 |
| HEARD, Delaney | 1-0 | 1.0 | .000 | .000 | .000 | 0.0 | 0.0 | 0 | 0 | 0.0 | 3-0 | 1.1 | .000 | .000 | .000 | 0.3 | 0.0 | 0 | 0 | 0.0 |
| HOLT, Jusaun | 17-0 | 7.2 | .167 | .143 | .000 | 1.7 | 0.3 | 0 | 2 | 0.5 | 17-0 | 7.2 | .167 | .143 | .000 | 1.7 | 0.3 | 0 | 2 | 0.5 |
| JOHNSON, Britton | 5-0 | 3.0 | .286 | .167 | .000 | 1.2 | 0.0 | 0 | 0 | 1.0 | 28-0 | 1.5 | .333 | .286 | .000 | 0.4 | 0.0 | 0 | 1 | 0.5 |
| MILES, Darius | 24-1 | 17.8 | .395 | .329 | .756 | 3.6 | 0.8 | 17 | 13 | 6.3 | 41-1 | 12.1 | .399 | .333 | .776 | 2.5 | 0.5 | 20 | 17 | 4.6 |
| QUINERLY, Jaden | 2-0 | 1.6 | .000 | .000 | .000 | 1.5 | 0.5 | 0 | 0 | 0.0 | 3-0 | 1.3 | .333 | .000 | .000 | 1.0 | 0.3 | 0 | 0 | 0.7 |
| QUINERLY, Jahvon | 27-23 | 31.0 | .401 | .243 | .733 | 3.1 | 4.5 | 20 | 5 | 13.9 | 57-30 | 27.9 | .437 | .328 | .713 | 2.6 | 3.8 | 39 | 6 | 13.4 |
| ROJAS, James | 11-2 | 12.7 | .395 | .238 | .778 | 2.7 | 0.5 | 8 | 1 | 5.1 | 41-3 | 11.5 | .364 | .234 | .714 | 2.6 | 0.4 | 24 | 7 | 3.5 |
| SHACKELFORD, Jaden | 27-27 | 34.1 | .401 | .362 | .768 | 5.7 | 1.6 | 24 | 5 | 17.1 | 91-78 | 30.8 | .408 | .355 | .764 | 4.6 | 1.7 | 69 | 13 | 15.3 |
| TCHIKOU, Alex | 3-0 | 2.1 | .000 | .000 | .000 | 1.3 | 0.0 | 0 | 0 | 0.0 | 3-0 | 2.1 | .000 | .000 | .000 | 1.3 | 0.0 | 0 | 0 | 0.0 |

Scoring

| Player | Season Statistics | | | | | | | | Career Statistics | | | | | | | |
|----------------------|-------------------|------|----------|------|--------|-------|-----|-------|-------------------|------|----------|------|---------|------|------|-------|
| | FG-FGA | FG% | 3FG-3FGA | 3FG% | FT-FTA | FT% | PTS | PTS/G | FG-FGA | FG% | 3FG-3FGA | 3FG% | FT-FTA | FT% | PTS | PTS/G |
| AMBROSE-HYLTON, Keon | 5-11 | .455 | 0-0 | .000 | 1-3 | .333 | 11 | 1.1 | 15-26 | .577 | 0-0 | .000 | 2-7 | .286 | 32 | 1.1 |
| BARNES, Tyler | 2-4 | .500 | 1-2 | .500 | 2-2 | 1.000 | 7 | 2.3 | 3-10 | .300 | 1-5 | .200 | 4-8 | .500 | 11 | 0.4 |
| BEDIAKO, Charles | 72-107 | .673 | 0-1 | .000 | 37-61 | .607 | 181 | 6.7 | 72-107 | .673 | 0-1 | .000 | 37-61 | .607 | 181 | 6.7 |
| COTTRELL, Adam | 0-0 | .000 | 0-0 | .000 | 0-0 | .000 | 0 | 0.0 | 0-0 | .000 | 0-0 | .000 | 0-0 | .000 | 0 | 0.0 |
| DAVISON, JD | 80-169 | .473 | 20-67 | .299 | 49-68 | .721 | 229 | 8.5 | 80-169 | .473 | 20-67 | .299 | 49-68 | .721 | 229 | 8.5 |
| ELLIS, Keon | 98-226 | .434 | 53-148 | .358 | 68-77 | .883 | 317 | 11.7 | 158-345 | .458 | 74-202 | .366 | 102-124 | .823 | 492 | 8.3 |
| GARY, Juwan | 66-121 | .545 | 8-35 | .229 | 28-47 | .596 | 168 | 7.3 | 114-210 | .543 | 9-44 | .205 | 46-81 | .568 | 283 | 5.3 |
| GURLEY, Noah | 79-156 | .506 | 17-63 | .270 | 24-41 | .585 | 199 | 7.4 | 79-156 | .506 | 17-63 | .270 | 24-41 | .585 | 199 | 7.4 |
| HEARD, Delaney | 0-0 | .000 | 0-0 | .000 | 0-0 | .000 | 0 | 0.0 | 0-1 | .000 | 0-0 | .000 | 0-0 | .000 | 0 | 0.0 |
| HOLT, Jusaun | 3-18 | .167 | 2-14 | .143 | 0-0 | .000 | 8 | 0.5 | 3-18 | .167 | 2-14 | .143 | 0-0 | .000 | 8 | 0.5 |
| JOHNSON, Britton | 2-7 | .286 | 1-6 | .167 | 0-1 | .000 | 5 | 1.0 | 5-15 | .333 | 4-14 | .286 | 0-1 | .000 | 14 | 0.5 |
| MILES, Darius | 49-124 | .395 | 23-70 | .329 | 31-41 | .756 | 152 | 6.3 | 61-153 | .399 | 30-90 | .333 | 38-49 | .776 | 190 | 4.6 |
| QUINERLY, Jaden | 0-2 | .000 | 0-0 | .000 | 0-2 | .000 | 0 | 0.0 | 1-3 | .333 | 0-0 | .000 | 0-2 | .000 | 2 | 0.7 |
| QUINERLY, Jahvon | 138-344 | .401 | 36-148 | .243 | 63-86 | .733 | 375 | 13.9 | 280-641 | .437 | 88-268 | .328 | 114-160 | .713 | 762 | 13.4 |
| ROJAS, James | 15-38 | .395 | 5-21 | .238 | 21-27 | .778 | 56 | 5.1 | 43-118 | .364 | 11-47 | .234 | 45-63 | .714 | 142 | 3.5 |
| SHACKELFORD, Jaden | 152-379 | .401 | 83-229 | .362 | 76-99 | .768 | 463 | 17.1 | 454-1113 | .408 | 230-648 | .355 | 252-330 | .764 | 1390 | 15.3 |
| TCHIKOU, Alex | 0-2 | .000 | 0-0 | .000 | 0-0 | .000 | 0 | 0.0 | 0-2 | .000 | 0-0 | .000 | 0-0 | .000 | 0 | 0.0 |

2021-22 TEAM STATS



2021-22 Alabama Men's Basketball
Overall Team Statistics
All games

Page 1/1
as of Feb 19, 2022

Team Statistics

| | BAMA | OPP |
|------------------------|-----------------|-----------------|
| Scoring | 2171 | 2053 |
| Points per game | 80.4 | 76.0 |
| Scoring margin | +4.4 | - |
| Field goals-att | 761-1708 | 730-1690 |
| Field goal pct | .446 | .432 |
| 3 point fg-att | 249-804 | 198-605 |
| 3-point FG pct | .310 | .327 |
| 3-pt FG made per game | 9.2 | 7.3 |
| Free throws-att | 400-555 | 395-564 |
| Free throw pct | .721 | .700 |
| F-Throws made per game | 14.8 | 14.6 |
| Rebounds | 1082 | 991 |
| Rebounds per game | 40.1 | 36.7 |
| Rebounding margin | +3.4 | - |
| Assists | 392 | 330 |
| Assists per game | 14.5 | 12.2 |
| Turnovers | 373 | 342 |
| Turnovers per game | 13.8 | 12.7 |
| Turnover margin | -1.1 | - |
| Assist/turnover ratio | 1.1 | 1.0 |
| Steals | 186 | 194 |
| Steals per game | 6.9 | 7.2 |
| Blocks | 137 | 102 |
| Blocks per game | 5.1 | 3.8 |
| Winning streak | 0 | - |
| Home win streak | 2 | - |
| Attendance | 154768 | 87121 |
| Home games-Avg/Game | 14-11055 | 8-10890 |
| Neutral site-Avg/Game | - | 5-7345 |

Score by Periods

| Team | 1st | 2nd | OT | TOT |
|-----------|------|------|----|------|
| Alabama | 1015 | 1156 | 0 | 2171 |
| Opponents | 961 | 1092 | 0 | 2053 |

2021-22 POINTS-REBOUNDS-ASSISTS


2021-22 Alabama Men's Basketball
Points-rebounds-assists
All games

 Page 1/2
 as of Feb 19, 2022

| Opponent | Date | Score | | 0 | 1 | 2 | 3 | 4 | 5 | 10 | 12 | 13 | 14 | 15 |
|--------------------|------------|--------|---|------------|------------|------------|------------|------------|------------|------------|------------|------------|------------|------------|
| | | | | GURLEY,NOA | HOLT,JUSAU | MILES,DARI | DAVISON,JD | GARY,JUWAN | SHACKELFOR | BEDIAKO,CH | HEARD,DELA | QUINERLY,J | ELLIS,KEON | BARNES,TYL |
| Louisiana Tech | 11/09/2021 | 93-64 | W | 3-1-2 | 0-1-0 | 11-3-0 | 12-6-6 | 12-10-1 | 17-7-2 | 5-3-1 | 0-0-0 | 9-4-2 | 18-9-3 | 4-0-0 |
| South Dakota St. | 11/12/2021 | 104-88 | W | 9-5-0 | DNP | 13-4-0 | 6-5-5 | 0-2-1 | 23-5-0 | 12-6-2 | DNP | 26-5-8 | 15-13-3 | DNP |
| South Alabama | 11/16/2021 | 73-68 | W | 9-4-1 | 0-3-0 | 10-2-2 | 2-2-2 | DNP | 18-10-1 | 8-5-1 | DNP | 8-3-5 | 18-6-1 | DNP |
| Oakland | 11/19/2021 | 86-59 | W | 8-7-0 | 0-5-0 | 7-3-1 | 10-7-5 | DNP | 20-5-2 | 12-5-0 | DNP | 19-3-2 | 7-5-3 | 3-1-0 |
| vs Iona | 11/25/2021 | 68-72 | L | 7-4-0 | DNP | 7-2-0 | 8-2-3 | 4-7-0 | 19-10-1 | 4-3-0 | DNP | 15-2-2 | 4-8-1 | DNP |
| vs Drake | 11/26/2021 | 80-71 | W | 8-3-0 | DNP | 6-2-0 | 7-5-3 | 14-10-0 | 14-5-4 | 4-4-0 | DNP | 18-0-4 | 9-6-0 | DNP |
| vs Miami (FL) | 11/28/2021 | 96-64 | W | 5-1-0 | 3-1-0 | 5-5-2 | 13-6-10 | 13-5-1 | 15-3-0 | 5-8-3 | DNP | 7-4-2 | 22-4-2 | 0-0-1 |
| vs Gonzaga | 12/04/2021 | 91-82 | W | 3-5-0 | DNP | 5-4-0 | 20-5-3 | 7-2-1 | 28-9-2 | 7-8-1 | DNP | 17-2-6 | 4-4-2 | DNP |
| Houston | 12/11/2021 | 83-82 | W | 8-1-2 | DNP | 0-1-0 | 10-9-2 | 19-4-0 | 18-8-1 | 7-1-1 | DNP | 17-3-8 | 4-3-0 | DNP |
| at Memphis | 12/14/2021 | 78-92 | L | 4-2-0 | DNP | 9-0-0 | 8-5-10 | 7-2-0 | 10-8-1 | 9-0-0 | DNP | 12-6-4 | 19-6-1 | DNP |
| Jacksonville St. | 12/18/2021 | 65-59 | W | 5-3-1 | DNP | 10-7-3 | 4-3-1 | 4-0-0 | 0-4-2 | 7-7-1 | DNP | 15-5-4 | 20-10-3 | DNP |
| vs Davidson | 12/21/2021 | 78-79 | L | 9-6-0 | 0-0-1 | 4-5-1 | 4-4-4 | 15-8-0 | 20-5-1 | 4-4-0 | DNP | 13-0-6 | 9-4-4 | DNP |
| Tennessee | 12/29/2021 | 73-68 | W | 20-10-0 | 0-1-0 | DNP | 5-6-3 | 2-4-0 | 12-4-0 | 5-3-0 | DNP | 18-4-3 | 9-9-5 | DNP |
| at Florida | 01/05/2022 | 83-70 | W | 3-1-0 | DNP | 0-2-1 | 2-2-4 | 19-8-1 | 14-3-1 | 11-7-1 | DNP | 19-5-5 | 13-4-2 | DNP |
| at Missouri | 01/08/2022 | 86-92 | L | 9-2-1 | DNP | 5-3-2 | 13-7-4 | 9-3-0 | 17-2-2 | 2-4-1 | DNP | 19-5-4 | 12-2-1 | DNP |
| Auburn | 01/11/2022 | 77-81 | L | 11-2-1 | 0-1-0 | 10-9-1 | 9-2-4 | 4-1-0 | 13-7-1 | 6-1-0 | DNP | 14-6-5 | 10-7-0 | DNP |
| at Mississippi St. | 01/15/2022 | 76-78 | L | 2-2-0 | 0-1-1 | 14-6-1 | 5-1-2 | 2-0-0 | 17-5-1 | 11-6-2 | DNP | 5-1-2 | 14-7-3 | DNP |
| LSU | 01/19/2022 | 70-67 | W | 6-7-1 | 0-0-0 | 5-6-0 | 4-3-1 | 0-2-0 | 26-4-2 | 0-2-0 | DNP | 17-3-1 | 12-8-1 | DNP |
| Missouri | 01/22/2022 | 86-76 | W | 8-3-1 | 0-0-0 | 7-4-0 | 17-4-2 | DNP | 21-7-1 | 3-1-0 | DNP | 13-5-9 | 9-3-1 | DNP |
| at Georgia | 01/25/2022 | 76-82 | L | 11-6-0 | 0-1-0 | 2-1-0 | 7-5-7 | DNP | 20-3-2 | 8-8-1 | DNP | 5-3-3 | 15-9-3 | DNP |
| Baylor | 01/29/2022 | 87-78 | W | 4-3-1 | DNP | DNP | 14-4-5 | 15-3-0 | 19-9-5 | 2-0-0 | DNP | 20-2-5 | 11-2-0 | DNP |
| at Auburn | 02/01/2022 | 81-100 | L | 11-3-0 | 0-1-0 | 3-1-0 | 0-0-4 | 3-6-0 | 26-3-2 | 3-7-0 | DNP | 20-4-4 | 9-8-2 | DNP |
| Kentucky | 02/05/2022 | 55-66 | L | 3-4-0 | 0-2-0 | DNP | 7-6-0 | 6-4-2 | 6-4-1 | 12-8-1 | DNP | 7-5-4 | 6-4-2 | DNP |
| at Ole Miss | 02/09/2022 | 97-83 | W | 10-7-0 | 2-6-3 | 2-0-0 | 18-3-8 | 6-1-0 | 30-5-0 | 4-3-1 | DNP | 9-2-8 | 13-4-2 | DNP |
| Arkansas | 02/12/2022 | 68-67 | W | 9-4-1 | 3-3-0 | 3-7-1 | 11-4-4 | 2-1-0 | 10-5-0 | 9-3-0 | DNP | 6-0-4 | 7-5-2 | DNP |
| Mississippi St. | 02/16/2022 | 80-75 | W | 2-1-0 | 0-1-0 | 12-7-1 | 7-10-1 | 2-2-0 | 12-8-4 | 15-5-0 | DNP | 21-2-8 | 0-3-1 | DNP |
| at Kentucky | 02/19/2022 | 81-90 | L | 12-1-0 | 0-2-0 | 2-2-2 | 6-7-5 | 3-2-0 | 18-5-3 | 6-5-1 | DNP | 6-1-3 | 28-5-1 | DNP |


2021-22 Alabama Men's Basketball
Points-rebounds-assists
All games

 Page 2/2
 as of Feb 19, 2022

| Opponent | Date | Score | | 21 | 22 | 24 | 30 | 33 | 35 |
|--------------------|------------|--------|---|------------|------------|------------|------------|------------|------------|
| | | | | JOHNSON,BR | AMBROSE-HY | QUINERLY,J | COTTRELL,A | ROJAS,JAME | TCHIKOU,AL |
| Louisiana Tech | 11/09/2021 | 93-64 | W | 0-2-0 | 2-1-2 | 0-1-0 | DNP | DNP | DNP |
| South Dakota St. | 11/12/2021 | 104-88 | W | DNP | 0-1-0 | DNP | DNP | DNP | DNP |
| South Alabama | 11/16/2021 | 73-68 | W | DNP | 0-0-0 | DNP | DNP | DNP | DNP |
| Oakland | 11/19/2021 | 86-59 | W | 0-0-0 | 0-3-1 | DNP | 0-0-1 | DNP | 0-1-0 |
| vs Iona | 11/25/2021 | 68-72 | L | DNP | 0-0-0 | DNP | DNP | DNP | 0-0-0 |
| vs Drake | 11/26/2021 | 80-71 | W | DNP | DNP | DNP | DNP | DNP | DNP |
| vs Miami (FL) | 11/28/2021 | 96-64 | W | 3-0-0 | 5-0-0 | 0-2-1 | DNP | DNP | 0-3-0 |
| vs Gonzaga | 12/04/2021 | 91-82 | W | DNP | 0-0-0 | DNP | DNP | DNP | DNP |
| Houston | 12/11/2021 | 83-82 | W | DNP | DNP | DNP | DNP | DNP | DNP |
| at Memphis | 12/14/2021 | 78-92 | L | DNP | DNP | DNP | DNP | DNP | DNP |
| Jacksonville St. | 12/18/2021 | 65-59 | W | DNP | DNP | DNP | DNP | DNP | DNP |
| vs Davidson | 12/21/2021 | 78-79 | L | DNP | DNP | DNP | DNP | DNP | DNP |
| Tennessee | 12/29/2021 | 73-68 | W | DNP | 2-1-0 | DNP | DNP | DNP | DNP |
| at Florida | 01/05/2022 | 83-70 | W | DNP | 2-3-1 | DNP | DNP | DNP | DNP |
| at Missouri | 01/08/2022 | 86-92 | L | DNP | 0-0-0 | DNP | DNP | DNP | DNP |
| Auburn | 01/11/2022 | 77-81 | L | DNP | DNP | DNP | DNP | DNP | DNP |
| at Mississippi St. | 01/15/2022 | 76-78 | L | DNP | DNP | DNP | DNP | 6-2-0 | DNP |
| LSU | 01/19/2022 | 70-67 | W | DNP | DNP | DNP | DNP | 0-1-0 | DNP |
| Missouri | 01/22/2022 | 86-76 | W | 2-3-0 | DNP | DNP | DNP | 6-6-0 | DNP |
| at Georgia | 01/25/2022 | 76-82 | L | 0-1-0 | DNP | DNP | DNP | 8-4-2 | DNP |
| Baylor | 01/29/2022 | 87-78 | W | DNP | DNP | DNP | DNP | 2-3-0 | DNP |
| at Auburn | 02/01/2022 | 81-100 | L | DNP | DNP | DNP | DNP | 6-2-1 | DNP |
| Kentucky | 02/05/2022 | 55-66 | L | DNP | DNP | DNP | DNP | 8-5-0 | DNP |
| at Ole Miss | 02/09/2022 | 97-83 | W | DNP | DNP | DNP | DNP | 3-2-1 | DNP |
| Arkansas | 02/12/2022 | 68-67 | W | DNP | DNP | DNP | DNP | 8-4-1 | DNP |
| Mississippi St. | 02/16/2022 | 80-75 | W | DNP | DNP | DNP | DNP | 9-1-0 | DNP |
| at Kentucky | 02/19/2022 | 81-90 | L | DNP | DNP | DNP | DNP | 0-0-0 | DNP |

2021-22 TEAM GAME-BY-GAME


2021-22 Alabama Men's Basketball
Team Game-by-Game
All games

Page 1/1
as of Feb 19, 2022

| Opponent | Date | Score | | Total | | 3-Pointers | | Free throws | | Rebounds | | | | PF | A | TO | BLK | STL | PTS | AVG |
|--------------------|------------|-------------|---|-----------------|-------------|----------------|-------------|----------------|-------------|------------|------------|-------------|-------------|------------|------------|------------|------------|------------|-------------|-------------|
| | | | | FG-FGA | PCT | 3FG-3FGA | PCT | FT-FTA | PCT | OFF | DEF | TOT | AVG | | | | | | | |
| Louisiana Tech | 11/09/2021 | 93-64 | W | 32-64 | .500 | 13-33 | .394 | 16-23 | .696 | 16 | 35 | 51 | 51.0 | 19 | 19 | 14 | 2 | 9 | 93 | 93.0 |
| South Dakota St. | 11/12/2021 | 104-88 | W | 41-84 | .488 | 13-40 | .325 | 9-14 | .643 | 18 | 29 | 47 | 49.0 | 17 | 19 | 8 | 3 | 4 | 104 | 98.5 |
| South Alabama | 11/16/2021 | 73-68 | W | 27-61 | .443 | 7-27 | .259 | 12-19 | .632 | 11 | 28 | 39 | 45.7 | 17 | 13 | 22 | 9 | 12 | 73 | 90.0 |
| Oakland | 11/19/2021 | 86-59 | W | 29-67 | .433 | 10-36 | .278 | 18-22 | .818 | 17 | 34 | 51 | 47.0 | 15 | 15 | 12 | 10 | 4 | 86 | 89.0 |
| vs Iona | 11/25/2021 | 68-72 | L | 25-56 | .446 | 5-17 | .294 | 13-25 | .520 | 8 | 30 | 38 | 45.2 | 18 | 7 | 13 | 3 | 7 | 68 | 84.8 |
| vs Drake | 11/26/2021 | 80-71 | W | 31-57 | .544 | 5-19 | .263 | 13-22 | .591 | 10 | 25 | 35 | 43.5 | 17 | 11 | 17 | 6 | 8 | 80 | 84.0 |
| vs Miami (FL) | 11/28/2021 | 96-64 | W | 37-69 | .536 | 16-30 | .533 | 6-11 | .545 | 14 | 28 | 42 | 43.3 | 17 | 22 | 13 | 3 | 4 | 96 | 85.7 |
| vs Gonzaga | 12/04/2021 | 91-82 | W | 31-72 | .431 | 13-34 | .382 | 16-22 | .727 | 12 | 31 | 43 | 43.3 | 24 | 15 | 12 | 9 | 7 | 91 | 86.4 |
| Houston | 12/11/2021 | 83-82 | W | 26-50 | .520 | 7-18 | .389 | 24-31 | .774 | 7 | 27 | 34 | 42.2 | 20 | 14 | 12 | 1 | 4 | 83 | 86.0 |
| at Memphis | 12/14/2021 | 78-92 | L | 30-65 | .462 | 10-33 | .303 | 8-12 | .667 | 14 | 17 | 31 | 41.1 | 20 | 16 | 20 | 3 | 11 | 78 | 85.2 |
| Jacksonville St. | 12/18/2021 | 65-59 | W | 23-56 | .411 | 8-30 | .267 | 11-16 | .688 | 11 | 30 | 41 | 41.1 | 17 | 15 | 11 | 8 | 5 | 65 | 83.4 |
| vs Davidson | 12/21/2021 | 78-79 | L | 30-67 | .448 | 12-36 | .333 | 6-8 | .750 | 16 | 23 | 39 | 40.9 | 12 | 17 | 11 | 4 | 5 | 78 | 82.9 |
| Tennessee | 12/29/2021 | 73-68 | W | 26-60 | .433 | 7-31 | .226 | 14-21 | .667 | 11 | 32 | 43 | 41.1 | 17 | 11 | 15 | 3 | 7 | 73 | 82.2 |
| at Florida | 01/05/2022 | 83-70 | W | 29-72 | .403 | 9-32 | .281 | 16-19 | .842 | 20 | 20 | 40 | 41.0 | 21 | 16 | 12 | 5 | 13 | 83 | 82.2 |
| at Missouri | 01/08/2022 | 86-92 | L | 33-67 | .493 | 9-24 | .375 | 11-16 | .688 | 11 | 20 | 31 | 40.3 | 18 | 15 | 7 | 6 | 6 | 86 | 82.5 |
| Auburn | 01/11/2022 | 77-81 | L | 23-66 | .348 | 7-31 | .226 | 24-29 | .828 | 11 | 31 | 42 | 40.4 | 18 | 12 | 12 | 7 | 6 | 77 | 82.1 |
| at Mississippi St. | 01/15/2022 | 76-78 | L | 22-56 | .393 | 8-29 | .276 | 24-28 | .857 | 13 | 19 | 32 | 39.9 | 26 | 12 | 15 | 3 | 7 | 76 | 81.8 |
| LSU | 01/19/2022 | 70-67 | W | 21-61 | .344 | 7-34 | .206 | 21-32 | .656 | 19 | 25 | 44 | 40.2 | 10 | 6 | 17 | 3 | 10 | 70 | 81.1 |
| Missouri | 01/22/2022 | 86-76 | W | 28-64 | .438 | 9-27 | .333 | 21-29 | .724 | 23 | 21 | 44 | 40.4 | 13 | 14 | 11 | 5 | 7 | 86 | 81.4 |
| at Georgia | 01/25/2022 | 76-82 | L | 27-63 | .429 | 9-34 | .265 | 13-20 | .650 | 17 | 25 | 42 | 40.5 | 23 | 18 | 19 | 7 | 9 | 76 | 81.1 |
| Baylor | 01/29/2022 | 87-78 | W | 29-49 | .592 | 7-21 | .333 | 22-26 | .846 | 8 | 21 | 29 | 39.9 | 19 | 16 | 15 | 3 | 10 | 87 | 81.4 |
| at Auburn | 02/01/2022 | 81-100 | L | 25-70 | .357 | 14-37 | .378 | 17-22 | .773 | 13 | 27 | 40 | 39.9 | 30 | 13 | 11 | 5 | 6 | 81 | 81.4 |
| Kentucky | 02/05/2022 | 55-66 | L | 18-64 | .281 | 3-30 | .100 | 16-24 | .667 | 16 | 31 | 47 | 40.2 | 17 | 10 | 15 | 4 | 5 | 55 | 80.2 |
| at Ole Miss | 02/09/2022 | 97-83 | W | 36-60 | .600 | 14-22 | .636 | 11-15 | .733 | 6 | 31 | 37 | 40.1 | 15 | 23 | 12 | 4 | 4 | 97 | 80.9 |
| Arkansas | 02/12/2022 | 68-67 | W | 24-56 | .429 | 7-29 | .241 | 13-17 | .765 | 11 | 29 | 40 | 40.1 | 22 | 13 | 24 | 7 | 4 | 68 | 80.4 |
| Mississippi St. | 02/16/2022 | 80-75 | W | 28-63 | .444 | 6-30 | .200 | 18-23 | .783 | 15 | 33 | 48 | 40.4 | 14 | 15 | 14 | 9 | 6 | 80 | 80.4 |
| at Kentucky | 02/19/2022 | 81-90 | L | 30-69 | .435 | 14-40 | .350 | 7-9 | .778 | 17 | 15 | 32 | 40.1 | 16 | 15 | 9 | 5 | 6 | 81 | 80.4 |
| Total | | 2171 | | 761-1708 | .446 | 249-804 | .310 | 400-555 | .721 | 365 | 717 | 1082 | 40.1 | 492 | 392 | 373 | 137 | 186 | 2171 | 80.4 |
| Opponents | | 2053 | | 730-1690 | .432 | 198-605 | .327 | 395-564 | .700 | 330 | 661 | 991 | 36.7 | 495 | 330 | 342 | 102 | 194 | 2053 | 76.0 |

Alabama Averages

| Games Played | Points/game | FG Pct | 3FG Pct | FT Pct | Rebounds/game | Assists/game | Turnovers/game | Assist/Turnover ratio | Steals/game | Blocks/game |
|--------------|-------------|--------|---------|--------|---------------|--------------|----------------|-----------------------|-------------|-------------|
| 27 | 80.4 | 44.6 | 31.0 | 72.1 | 40.1 | 14.5 | 13.8 | 1.1 | 6.9 | 5.1 |

2021-22 OPPONENT GAME-BY-GAME


2021-22 Alabama Men's Basketball
Opponents Game-by-Game
All games

Page 1/1
as of Feb 19, 2022

| Opponent | Date | Score | | Total | | 3-Pointers | | Free throws | | Rebounds | | | | PF | A | TO | BLK | STL | PTS | AVG |
|--------------------|------------|-------------|---|-----------------|-------------|----------------|-------------|----------------|-------------|------------|------------|------------|-------------|------------|------------|------------|------------|------------|-------------|-------------|
| | | | | FG-FGA | PCT | 3FG-3FGA | PCT | FT-FTA | PCT | OFF | DEF | TOT | AVG | | | | | | | |
| Louisiana Tech | 11/09/2021 | 93-64 | W | 26-67 | .388 | 6-26 | .231 | 6-19 | .316 | 16 | 21 | 37 | 37.0 | 18 | 11 | 11 | 1 | 3 | 64 | 64.0 |
| South Dakota St. | 11/12/2021 | 104-88 | W | 34-70 | .486 | 9-31 | .290 | 11-18 | .611 | 9 | 29 | 38 | 37.5 | 19 | 15 | 11 | 2 | 4 | 88 | 76.0 |
| South Alabama | 11/16/2021 | 73-68 | W | 25-65 | .385 | 7-25 | .280 | 11-16 | .688 | 13 | 27 | 40 | 38.3 | 21 | 8 | 21 | 2 | 10 | 68 | 73.3 |
| Oakland | 11/19/2021 | 86-59 | W | 19-63 | .302 | 4-23 | .174 | 17-22 | .773 | 12 | 23 | 35 | 37.5 | 15 | 3 | 9 | 1 | 9 | 59 | 69.8 |
| vs Iona | 11/25/2021 | 68-72 | L | 26-59 | .441 | 4-21 | .190 | 16-21 | .762 | 5 | 26 | 31 | 36.2 | 17 | 14 | 13 | 5 | 8 | 72 | 70.2 |
| vs Drake | 11/26/2021 | 80-71 | W | 27-63 | .429 | 7-19 | .368 | 10-17 | .588 | 13 | 20 | 33 | 35.7 | 20 | 10 | 15 | 1 | 7 | 71 | 70.3 |
| vs Miami (FL) | 11/28/2021 | 96-64 | W | 23-50 | .460 | 4-17 | .235 | 14-20 | .700 | 4 | 19 | 23 | 33.9 | 16 | 6 | 13 | 2 | 8 | 64 | 69.4 |
| vs Gonzaga | 12/04/2021 | 91-82 | W | 30-67 | .448 | 9-23 | .391 | 13-25 | .520 | 13 | 29 | 42 | 34.9 | 15 | 17 | 12 | 9 | 6 | 82 | 71.0 |
| Houston | 12/11/2021 | 83-82 | W | 31-73 | .425 | 9-26 | .346 | 11-19 | .579 | 21 | 22 | 43 | 35.8 | 28 | 11 | 10 | 6 | 8 | 82 | 72.2 |
| at Memphis | 12/14/2021 | 78-92 | L | 32-60 | .533 | 8-23 | .348 | 20-25 | .800 | 13 | 20 | 33 | 35.5 | 12 | 20 | 17 | 3 | 12 | 92 | 74.2 |
| Jacksonville St. | 12/18/2021 | 65-59 | W | 22-61 | .361 | 6-25 | .240 | 9-16 | .563 | 13 | 25 | 38 | 35.7 | 20 | 7 | 9 | 3 | 4 | 59 | 72.8 |
| vs Davidson | 12/21/2021 | 78-79 | L | 31-58 | .534 | 12-24 | .500 | 5-5 | 1.000 | 4 | 23 | 27 | 35.0 | 13 | 22 | 11 | 3 | 6 | 79 | 73.3 |
| Tennessee | 12/29/2021 | 73-68 | W | 22-63 | .349 | 7-29 | .241 | 17-20 | .850 | 10 | 25 | 35 | 35.0 | 19 | 10 | 11 | 2 | 10 | 68 | 72.9 |
| at Florida | 01/05/2022 | 83-70 | W | 22-52 | .423 | 8-23 | .348 | 18-28 | .643 | 15 | 25 | 40 | 35.4 | 20 | 12 | 20 | 7 | 5 | 70 | 72.7 |
| at Missouri | 01/08/2022 | 86-92 | L | 31-63 | .492 | 9-24 | .375 | 21-27 | .778 | 16 | 27 | 43 | 35.9 | 14 | 19 | 10 | 5 | 4 | 92 | 74.0 |
| Auburn | 01/11/2022 | 77-81 | L | 30-67 | .448 | 7-26 | .269 | 14-22 | .636 | 10 | 34 | 44 | 36.4 | 24 | 11 | 13 | 11 | 9 | 81 | 74.4 |
| at Mississippi St. | 01/15/2022 | 76-78 | L | 24-59 | .407 | 2-16 | .125 | 28-38 | .737 | 18 | 25 | 43 | 36.8 | 21 | 9 | 13 | 2 | 8 | 78 | 74.6 |
| LSU | 01/19/2022 | 70-67 | W | 24-56 | .429 | 10-22 | .455 | 9-15 | .600 | 9 | 27 | 36 | 36.7 | 24 | 6 | 20 | 7 | 7 | 67 | 74.2 |
| Missouri | 01/22/2022 | 86-76 | W | 31-65 | .477 | 11-24 | .458 | 3-5 | .600 | 14 | 16 | 30 | 36.4 | 23 | 13 | 11 | 4 | 7 | 76 | 74.3 |
| at Georgia | 01/25/2022 | 76-82 | L | 25-56 | .446 | 8-23 | .348 | 24-30 | .800 | 9 | 23 | 32 | 36.2 | 20 | 16 | 14 | 1 | 5 | 82 | 74.7 |
| Baylor | 01/29/2022 | 87-78 | W | 26-56 | .464 | 9-19 | .474 | 17-22 | .773 | 12 | 13 | 25 | 35.6 | 21 | 11 | 16 | 2 | 8 | 78 | 74.9 |
| at Auburn | 02/01/2022 | 81-100 | L | 32-66 | .485 | 5-21 | .238 | 31-39 | .795 | 11 | 36 | 47 | 36.1 | 18 | 12 | 8 | 10 | 7 | 100 | 76.0 |
| Kentucky | 02/05/2022 | 55-66 | L | 24-60 | .400 | 4-11 | .364 | 14-19 | .737 | 10 | 34 | 44 | 36.5 | 16 | 13 | 15 | 2 | 12 | 66 | 75.6 |
| at Ole Miss | 02/09/2022 | 97-83 | W | 32-67 | .478 | 12-28 | .429 | 7-14 | .500 | 9 | 22 | 31 | 36.3 | 16 | 18 | 7 | 1 | 6 | 83 | 75.9 |
| Arkansas | 02/12/2022 | 68-67 | W | 22-70 | .314 | 6-21 | .286 | 17-24 | .708 | 21 | 25 | 46 | 36.6 | 17 | 11 | 16 | 0 | 7 | 67 | 75.5 |
| Mississippi St. | 02/16/2022 | 80-75 | W | 26-72 | .361 | 6-21 | .286 | 17-19 | .895 | 14 | 22 | 36 | 36.6 | 21 | 12 | 9 | 7 | 7 | 75 | 75.5 |
| at Kentucky | 02/19/2022 | 81-90 | L | 33-62 | .532 | 9-14 | .643 | 15-19 | .789 | 16 | 23 | 39 | 36.7 | 7 | 13 | 7 | 3 | 7 | 90 | 76.0 |
| Total | | 2053 | | 730-1690 | .432 | 198-605 | .327 | 395-564 | .700 | 330 | 661 | 991 | 36.7 | 495 | 330 | 342 | 102 | 194 | 2053 | 76.0 |
| Alabama | | 2171 | | 761-1708 | .446 | 249-804 | .310 | 400-555 | .721 | 365 | 717 | 1082 | 40.1 | 492 | 392 | 373 | 137 | 186 | 2171 | 80.4 |

Opponents Averages

| Games Played | Points/game | FG Pct | 3FG Pct | FT Pct | Rebounds/game | Assists/game | Turnovers/game | Assist/Turnover ratio | Steals/game | Blocks/game |
|--------------|-------------|--------|---------|--------|---------------|--------------|----------------|-----------------------|-------------|-------------|
| 27 | 76.0 | 43.2 | 32.7 | 70.0 | 36.7 | 12.2 | 12.7 | 1.0 | 7.2 | 3.8 |

2021-22 ALABAMA GAME HIGHS



2021-22 Alabama Men's Basketball
Team High/Low Analysis
All games

Page 1/4
as of Feb 19, 2022

Alabama - Game Highs

| | | | |
|-----------------------|------|---------|---------------------------------|
| POINTS | 104 | | South Dakota St. (11/12/2021) |
| | 97 | | at Ole Miss (02/09/2022) |
| | 96 | | vs Miami (FL) (N) (11/28/2021) |
| | 93 | | Louisiana Tech (11/09/2021) |
| | 91 | | vs Gonzaga (N) (12/04/2021) |
| FIELD GOALS MADE | 41 | | South Dakota St. (11/12/2021) |
| | 37 | | vs Miami (FL) (N) (11/28/2021) |
| FIELD GOAL ATTEMPTS | 84 | | South Dakota St. (11/12/2021) |
| | 72 | | at Florida (01/05/2022) |
| | 72 | | vs Gonzaga (N) (12/04/2021) |
| FIELD GOAL PERCENTAGE | .600 | (36-60) | at Ole Miss (02/09/2022) |
| | .592 | (29-49) | Baylor (01/29/2022) |
| 3 PT FG MADE | 16 | | vs Miami (FL) (N) (11/28/2021) |
| | 14 | | at Kentucky (02/19/2022) |
| | 14 | | at Ole Miss (02/09/2022) |
| | 14 | | at Auburn (02/01/2022) |
| 3 PT FG ATTEMPTS | 40 | | at Kentucky (02/19/2022) |
| | 40 | | South Dakota St. (11/12/2021) |
| 3 PT FG PERCENTAGE | .636 | (14-22) | at Ole Miss (02/09/2022) |
| | .533 | (16-30) | vs Miami (FL) (N) (11/28/2021) |
| FREE THROWS MADE | 24 | | at Mississippi St. (01/15/2022) |
| | 24 | | Auburn (01/11/2022) |
| | 24 | | Houston (12/11/2021) |
| FREE THROW ATTEMPTS | 32 | | LSU (01/19/2022) |
| | 31 | | Houston (12/11/2021) |
| FREE THROW PERCENTAGE | .857 | (24-28) | at Mississippi St. (01/15/2022) |
| | .846 | (22-26) | Baylor (01/29/2022) |
| REBOUNDS | 51 | | Oakland (11/19/2021) |
| | 51 | | Louisiana Tech (11/09/2021) |
| ASSISTS | 23 | | at Ole Miss (02/09/2022) |
| | 22 | | vs Miami (FL) (N) (11/28/2021) |
| STEALS | 13 | | at Florida (01/05/2022) |
| | 12 | | South Alabama (11/16/2021) |
| BLOCKED SHOTS | 10 | | Oakland (11/19/2021) |
| | 9 | | Mississippi St. (02/16/2022) |
| | 9 | | vs Gonzaga (N) (12/04/2021) |
| | 9 | | South Alabama (11/16/2021) |
| TURNOVERS | 24 | | Arkansas (02/12/2022) |
| | 22 | | South Alabama (11/16/2021) |
| FOULS | 30 | | at Auburn (02/01/2022) |
| | 26 | | at Mississippi St. (01/15/2022) |

2021-22 OPPONENT GAME HIGHS



2021-22 Alabama Men's Basketball
Team High/Low Analysis
All games

Page 2/4
as of Feb 19, 2022

Opponent - Game Highs

| | | | |
|-----------------------|-------|---------|---------------------------------|
| POINTS | 100 | | at Auburn (02/01/2022) |
| | 92 | | at Missouri (01/08/2022) |
| | 92 | | at Memphis (12/14/2021) |
| | 90 | | at Kentucky (02/19/2022) |
| | 88 | | South Dakota St. (11/12/2021) |
| FIELD GOALS MADE | 34 | | South Dakota St. (11/12/2021) |
| | 33 | | at Kentucky (02/19/2022) |
| FIELD GOAL ATTEMPTS | 73 | | Houston (12/11/2021) |
| | 72 | | Mississippi St. (02/16/2022) |
| FIELD GOAL PERCENTAGE | .534 | (31-58) | vs Davidson (N) (12/21/2021) |
| | .533 | (32-60) | at Memphis (12/14/2021) |
| 3 PT FG MADE | 12 | | at Ole Miss (02/09/2022) |
| | 12 | | vs Davidson (N) (12/21/2021) |
| 3 PT FG ATTEMPTS | 31 | | South Dakota St. (11/12/2021) |
| | 29 | | Tennessee (12/29/2021) |
| 3 PT FG PERCENTAGE | .643 | (9-14) | at Kentucky (02/19/2022) |
| | .500 | (12-24) | vs Davidson (N) (12/21/2021) |
| FREE THROWS MADE | 31 | | at Auburn (02/01/2022) |
| | 28 | | at Mississippi St. (01/15/2022) |
| FREE THROW ATTEMPTS | 39 | | at Auburn (02/01/2022) |
| | 38 | | at Mississippi St. (01/15/2022) |
| FREE THROW PERCENTAGE | 1.000 | (5-5) | vs Davidson (N) (12/21/2021) |
| | .895 | (17-19) | Mississippi St. (02/16/2022) |
| REBOUNDS | 47 | | at Auburn (02/01/2022) |
| | 46 | | Arkansas (02/12/2022) |
| ASSISTS | 22 | | vs Davidson (N) (12/21/2021) |
| | 20 | | at Memphis (12/14/2021) |
| STEALS | 12 | | Kentucky (02/05/2022) |
| | 12 | | at Memphis (12/14/2021) |
| BLOCKED SHOTS | 11 | | Auburn (01/11/2022) |
| | 10 | | at Auburn (02/01/2022) |
| TURNOVERS | 21 | | South Alabama (11/16/2021) |
| | 20 | | LSU (01/19/2022) |
| | 20 | | at Florida (01/05/2022) |
| FOULS | 28 | | Houston (12/11/2021) |
| | 25 | | LSU (01/19/2022) |

2021-22 ALABAMA GAME LOWS



2021-22 Alabama Men's Basketball
Team High/Low Analysis
All games

Page 3/4
as of Feb 19, 2022

Alabama - Game Lows

| | | | |
|-----------------------|------|---------|--------------------------------|
| POINTS | 55 | | Kentucky (02/05/2022) |
| | 65 | | Jacksonville St. (12/18/2021) |
| | 68 | | Arkansas (02/12/2022) |
| | 68 | | vs Iona (N) (11/25/2021) |
| | 70 | | LSU (01/19/2022) |
| FIELD GOALS MADE | 18 | | Kentucky (02/05/2022) |
| | 21 | | LSU (01/19/2022) |
| FIELD GOAL ATTEMPTS | 49 | | Baylor (01/29/2022) |
| | 50 | | Houston (12/11/2021) |
| FIELD GOAL PERCENTAGE | .281 | (18-64) | Kentucky (02/05/2022) |
| | .344 | (21-61) | LSU (01/19/2022) |
| 3 PT FG MADE | 3 | | Kentucky (02/05/2022) |
| | 5 | | vs Drake (N) (11/26/2021) |
| | 5 | | vs Iona (N) (11/25/2021) |
| 3 PT FG ATTEMPTS | 17 | | vs Iona (N) (11/25/2021) |
| | 18 | | Houston (12/11/2021) |
| 3 PT FG PERCENTAGE | .100 | (3-30) | Kentucky (02/05/2022) |
| | .200 | (6-30) | Mississippi St. (02/16/2022) |
| FREE THROWS MADE | 6 | | vs Davidson (N) (12/21/2021) |
| | 6 | | vs Miami (FL) (N) (11/28/2021) |
| FREE THROW ATTEMPTS | 8 | | vs Davidson (N) (12/21/2021) |
| | 9 | | at Kentucky (02/19/2022) |
| FREE THROW PERCENTAGE | .520 | (13-25) | vs Iona (N) (11/25/2021) |
| | .545 | (6-11) | vs Miami (FL) (N) (11/28/2021) |
| REBOUNDS | 29 | | Baylor (01/29/2022) |
| | 31 | | at Missouri (01/08/2022) |
| | 31 | | at Memphis (12/14/2021) |
| ASSISTS | 6 | | LSU (01/19/2022) |
| | 7 | | vs Iona (N) (11/25/2021) |
| STEALS | 4 | | Arkansas (02/12/2022) |
| | 4 | | at Ole Miss (02/09/2022) |
| | 4 | | Houston (12/11/2021) |
| | 4 | | vs Miami (FL) (N) (11/28/2021) |
| | 4 | | Oakland (11/19/2021) |
| | 4 | | South Dakota St. (11/12/2021) |
| BLOCKED SHOTS | 1 | | Houston (12/11/2021) |
| | 2 | | Louisiana Tech (11/09/2021) |
| TURNOVERS | 7 | | at Missouri (01/08/2022) |
| | 8 | | South Dakota St. (11/12/2021) |
| FOULS | 10 | | LSU (01/19/2022) |
| | 12 | | vs Davidson (N) (12/21/2021) |

2021-22 OPPONENT GAME LOWS



2021-22 Alabama Men's Basketball
Team High/Low Analysis
All games

Page 4/4
as of Feb 19, 2022

Opponent - Game Lows

| | | | |
|-----------------------|------|---------|---------------------------------|
| POINTS | 59 | | Jacksonville St. (12/18/2021) |
| | 59 | | Oakland (11/19/2021) |
| | 64 | | vs Miami (FL) (N) (11/28/2021) |
| | 64 | | Louisiana Tech (11/09/2021) |
| | 66 | | Kentucky (02/05/2022) |
| FIELD GOALS MADE | 19 | | Oakland (11/19/2021) |
| | 22 | | Arkansas (02/12/2022) |
| | 22 | | at Florida (01/05/2022) |
| | 22 | | Tennessee (12/29/2021) |
| | 22 | | Jacksonville St. (12/18/2021) |
| FIELD GOAL ATTEMPTS | 50 | | vs Miami (FL) (N) (11/28/2021) |
| | 52 | | at Florida (01/05/2022) |
| FIELD GOAL PERCENTAGE | .302 | (19-63) | Oakland (11/19/2021) |
| | .314 | (22-70) | Arkansas (02/12/2022) |
| 3 PT FG MADE | 2 | | at Mississippi St. (01/15/2022) |
| | 4 | | Kentucky (02/05/2022) |
| | 4 | | vs Miami (FL) (N) (11/28/2021) |
| | 4 | | vs Iona (N) (11/25/2021) |
| | 4 | | Oakland (11/19/2021) |
| 3 PT FG ATTEMPTS | 11 | | Kentucky (02/05/2022) |
| | 14 | | at Kentucky (02/19/2022) |
| 3 PT FG PERCENTAGE | .125 | (2-16) | at Mississippi St. (01/15/2022) |
| | .174 | (4-23) | Oakland (11/19/2021) |
| FREE THROWS MADE | 3 | | Missouri (01/22/2022) |
| | 5 | | vs Davidson (N) (12/21/2021) |
| FREE THROW ATTEMPTS | 5 | | Missouri (01/22/2022) |
| | 5 | | vs Davidson (N) (12/21/2021) |
| FREE THROW PERCENTAGE | .316 | (6-19) | Louisiana Tech (11/09/2021) |
| | .500 | (7-14) | at Ole Miss (02/09/2022) |
| REBOUNDS | 23 | | vs Miami (FL) (N) (11/28/2021) |
| | 25 | | Baylor (01/29/2022) |
| ASSISTS | 3 | | Oakland (11/19/2021) |
| | 6 | | LSU (01/19/2022) |
| | 6 | | vs Miami (FL) (N) (11/28/2021) |
| STEALS | 3 | | Louisiana Tech (11/09/2021) |
| | 4 | | at Missouri (01/08/2022) |
| | 4 | | Jacksonville St. (12/18/2021) |
| | 4 | | South Dakota St. (11/12/2021) |
| BLOCKED SHOTS | 0 | | Arkansas (02/12/2022) |
| | 1 | | at Ole Miss (02/09/2022) |
| | 1 | | at Georgia (01/25/2022) |
| | 1 | | vs Drake (N) (11/26/2021) |
| | 1 | | Oakland (11/19/2021) |
| | 1 | | Louisiana Tech (11/09/2021) |
| TURNOVERS | 7 | | at Kentucky (02/19/2022) |
| | 7 | | at Ole Miss (02/09/2022) |
| FOULS | 7 | | at Kentucky (02/19/2022) |
| | 12 | | at Memphis (12/14/2021) |

2021-22 ALABAMA INDIVIDUAL HIGHS


2021-22 Alabama Men's Basketball
Player Highs Analysis
All games

 Page 1/4
 as of Feb 19, 2022
Alabama - Individual Game Highs

| | | | |
|---|-------|-------|--|
| POINTS | 30 | | Jaden Shackelford at Ole Miss (02/09/2022) |
| | 28 | | Keon Ellis at Kentucky (02/19/2022) |
| | 28 | | Jaden Shackelford vs Gonzaga (N) (12/04/2021) |
| | 26 | | Jaden Shackelford at Auburn (02/01/2022) |
| | 26 | | Jaden Shackelford vs LSU (01/19/2022) |
| | 26 | | Jahvon Quinerly vs South Dakota St. (11/12/2021) |
| FIELD GOALS MADE | 11 | | Jahvon Quinerly vs South Dakota St. (11/12/2021) |
| | 10 | | Keon Ellis at Kentucky (02/19/2022) |
| | 10 | | Jaden Shackelford at Ole Miss (02/09/2022) |
| | 10 | | Jaden Shackelford vs Gonzaga (N) (12/04/2021) |
| FIELD GOAL ATTEMPTS | 24 | | Jahvon Quinerly vs South Dakota St. (11/12/2021) |
| | 21 | | Jahvon Quinerly at Auburn (02/01/2022) |
| FIELD GOAL PERCENTAGE (min 5 made) | .875 | (7-8) | JD Davison at Ole Miss (02/09/2022) |
| | .875 | (7-8) | Juwan Gary vs Baylor (01/29/2022) |
| 3 PT FG MADE | 8 | | Jaden Shackelford at Ole Miss (02/09/2022) |
| | 7 | | Keon Ellis at Kentucky (02/19/2022) |
| 3 PT FG ATTEMPTS | 15 | | Jahvon Quinerly vs South Dakota St. (11/12/2021) |
| | 13 | | Jaden Shackelford at Ole Miss (02/09/2022) |
| 3 PT FG PERCENTAGE (min 2 made) | 1.000 | (3-3) | Darius Miles vs Louisiana Tech (11/09/2021) |
| | 1.000 | (2-2) | JD Davison at Ole Miss (02/09/2022) |
| FREE THROWS MADE | 9 | | Jaden Shackelford at Auburn (02/01/2022) |
| | 9 | | Jaden Shackelford vs LSU (01/19/2022) |
| FREE THROW ATTEMPTS | 11 | | Jaden Shackelford vs LSU (01/19/2022) |
| | 11 | | Jahvon Quinerly vs Drake (N) (11/26/2021) |
| FREE THROW PERCENTAGE (min 3 made) | 1.000 | (7-7) | Jaden Shackelford vs Missouri (01/22/2022) |
| | 1.000 | (5-5) | Jahvon Quinerly vs Baylor (01/29/2022) |
| | 1.000 | (5-5) | Keon Ellis vs LSU (01/19/2022) |
| | 1.000 | (5-5) | Keon Ellis at Mississippi St. (01/15/2022) |
| | 1.000 | (5-5) | Keon Ellis vs Louisiana Tech (11/09/2021) |
| | 1.000 | (4-4) | James Rojas vs Mississippi St. (02/16/2022) |
| | 1.000 | (4-4) | Darius Miles vs Mississippi St. (02/16/2022) |
| | 1.000 | (4-4) | Charles Bediako vs Kentucky (02/05/2022) |
| | 1.000 | (4-4) | Jahvon Quinerly at Auburn (02/01/2022) |
| | 1.000 | (4-4) | Darius Miles at Mississippi St. (01/15/2022) |
| | 1.000 | (4-4) | Noah Gurley vs Auburn (01/11/2022) |
| | 1.000 | (4-4) | Jahvon Quinerly vs Auburn (01/11/2022) |
| | 1.000 | (4-4) | Jaden Shackelford at Missouri (01/08/2022) |
| | 1.000 | (4-4) | Juwan Gary at Florida (01/05/2022) |
| | 1.000 | (4-4) | Keon Ellis vs Jacksonville St. (12/18/2021) |
| | 1.000 | (4-4) | Keon Ellis vs Houston (12/11/2021) |
| | 1.000 | (4-4) | Jahvon Quinerly vs Gonzaga (N) (12/04/2021) |
| | 1.000 | (4-4) | JD Davison vs Gonzaga (N) (12/04/2021) |
| | 1.000 | (4-4) | Keon Ellis vs Oakland (11/19/2021) |
| | 1.000 | (3-3) | Jaden Shackelford at Kentucky (02/19/2022) |
| REBOUNDS | 13 | | Keon Ellis vs South Dakota St. (11/12/2021) |
| | 10 | | JD Davison vs Mississippi St. (02/16/2022) |
| | 10 | | Noah Gurley vs Tennessee (12/29/2021) |
| | 10 | | Keon Ellis vs Jacksonville St. (12/18/2021) |
| | 10 | | Juwan Gary vs Drake (N) (11/26/2021) |
| | 10 | | Jaden Shackelford vs Iona (N) (11/25/2021) |
| | 10 | | Jaden Shackelford vs South Alabama (11/16/2021) |
| | 10 | | Juwan Gary vs Louisiana Tech (11/09/2021) |
| ASSISTS | 10 | | JD Davison at Memphis (12/14/2021) |
| | 10 | | JD Davison vs Miami (FL) (N) (11/28/2021) |



2021-22 ALABAMA INDIVIDUAL HIGHS



2021-22 Alabama Men's Basketball
Player Highs Analysis
All games

Page 2/4
as of Feb 19, 2022

Alabama - Individual Game Highs

| | | |
|----------------------|---|--|
| STEALS | 4 | Keon Ellis at Kentucky (02/19/2022) |
| | 4 | Keon Ellis at Georgia (01/25/2022) |
| | 4 | Jaden Shackelford vs LSU (01/19/2022) |
| | 4 | Keon Ellis vs Auburn (01/11/2022) |
| | 4 | Keon Ellis at Missouri (01/08/2022) |
| | 4 | Keon Ellis at Florida (01/05/2022) |
| BLOCKED SHOTS | 6 | Charles Bediako vs Mississippi St. (02/16/2022) |
| | 6 | Charles Bediako vs Gonzaga (N) (12/04/2021) |
| TURNOVERS | 8 | JD Davison vs Tennessee (12/29/2021) |
| | 7 | JD Davison vs Drake (N) (11/26/2021) |
| FOULS | 5 | James Rojas at Georgia (01/25/2022) |
| | 5 | Noah Gurley at Mississippi St. (01/15/2022) |
| | 5 | Keon Ellis vs Auburn (01/11/2022) |
| | 5 | Noah Gurley at Florida (01/05/2022) |
| | 5 | Charles Bediako vs Jacksonville St. (12/18/2021) |
| | 5 | Juwan Gary at Memphis (12/14/2021) |
| | 5 | Noah Gurley vs Houston (12/11/2021) |
| | 5 | Charles Bediako vs Houston (12/11/2021) |
| | 5 | Charles Bediako vs Louisiana Tech (11/09/2021) |

2021-22 OPPONENT INDIVIDUAL HIGHS


**2021-22 Alabama Men's Basketball
Player Highs Analysis
All games**

 Page 3/4
as of Feb 19, 2022
Opponent - Individual Game Highs

| | | | |
|---|-------|--------|--|
| POINTS | 33 | | Jarkel Joiner at Ole Miss (02/09/2022) |
| | 31 | | Jamal Cain vs Oakland (11/19/2021) |
| | 30 | | Kobe Brown at Missouri (01/08/2022) |
| | 26 | | Tari Eason vs LSU (01/19/2022) |
| | 25 | | Kellan Grady at Kentucky (02/19/2022) |
| | 25 | | Jabari Smith vs Auburn (01/11/2022) |
| | 25 | | Marcus Sasser vs Houston (12/11/2021) |
| FIELD GOALS MADE | 12 | | Jarkel Joiner at Ole Miss (02/09/2022) |
| | 10 | | Luka Brajkovic vs Davidson (N) (12/21/2021) |
| | 10 | | Drew Timme vs Gonzaga (N) (12/04/2021) |
| | 10 | | Jamal Cain vs Oakland (11/19/2021) |
| FIELD GOAL ATTEMPTS | 25 | | Marcus Sasser vs Houston (12/11/2021) |
| | 23 | | Jamal Cain vs Oakland (11/19/2021) |
| FIELD GOAL PERCENTAGE (min 5 made) | .778 | (7-9) | Jalen Duren at Memphis (12/14/2021) |
| | .727 | (8-11) | Michael Jones vs Davidson (N) (12/21/2021) |
| 3 PT FG MADE | 7 | | Kellan Grady at Kentucky (02/19/2022) |
| | 6 | | Jarkel Joiner at Ole Miss (02/09/2022) |
| 3 PT FG ATTEMPTS | 14 | | Marcus Sasser vs Houston (12/11/2021) |
| | 14 | | Kayo Goncalves vs South Alabama (11/16/2021) |
| 3 PT FG PERCENTAGE (min 2 made) | 1.000 | (3-3) | Michael Jones vs Davidson (N) (12/21/2021) |
| | 1.000 | (2-2) | Dale Bonner vs Baylor (01/29/2022) |
| | 1.000 | (2-2) | Jaxon Etter at Georgia (01/25/2022) |
| | 1.000 | (2-2) | Tari Eason vs LSU (01/19/2022) |
| | 1.000 | (2-2) | Brandon McKissic at Florida (01/05/2022) |
| FREE THROWS MADE | 10 | | Jabri Abdur-Rahim at Georgia (01/25/2022) |
| | 10 | | Kobe Brown at Missouri (01/08/2022) |
| FREE THROW ATTEMPTS | 13 | | Jaylin Williams vs Arkansas (02/12/2022) |
| | 11 | | Jabri Abdur-Rahim at Georgia (01/25/2022) |
| | 11 | | Kobe Brown at Missouri (01/08/2022) |
| | 11 | | Jamal Cain vs Oakland (11/19/2021) |
| FREE THROW PERCENTAGE (min 3 made) | 1.000 | (9-9) | Shakeel Moore at Mississippi St. (01/15/2022) |
| | 1.000 | (6-6) | Daimion Collins vs Kentucky (02/05/2022) |
| | 1.000 | (6-6) | Isaiah Wong vs Miami (FL) (N) (11/28/2021) |
| | 1.000 | (5-5) | Wendell Green Jr. at Auburn (02/01/2022) |
| | 1.000 | (5-5) | Marcus Sasser vs Houston (12/11/2021) |
| | 1.000 | (4-4) | Daimion Collins at Kentucky (02/19/2022) |
| | 1.000 | (4-4) | Garrison Brooks vs Mississippi St. (02/16/2022) |
| | 1.000 | (4-4) | Cam Carter vs Mississippi St. (02/16/2022) |
| | 1.000 | (4-4) | Kendall Brown vs Baylor (01/29/2022) |
| | 1.000 | (4-4) | Allen Flanigan vs Auburn (01/11/2022) |
| | 1.000 | (4-4) | Emoni Bates at Memphis (12/14/2021) |
| | 1.000 | (4-4) | Trey Townsend vs Oakland (11/19/2021) |
| | 1.000 | (3-3) | Braelen Bridges at Georgia (01/25/2022) |
| | 1.000 | (3-3) | Darian Adams vs Jacksonville St. (12/18/2021) |
| REBOUNDS | 18 | | Baylor Scheierman vs South Dakota St. (11/12/2021) |
| | 15 | | Oscar Tshiebwe vs Kentucky (02/05/2022) |
| ASSISTS | 9 | | Luis Rodriguez at Ole Miss (02/09/2022) |
| | 8 | | Foster Loyer vs Davidson (N) (12/21/2021) |
| STEALS | 4 | | JD Notae vs Arkansas (02/12/2022) |
| | 4 | | Oscar Tshiebwe vs Kentucky (02/05/2022) |
| | 4 | | Walker Kessler at Auburn (02/01/2022) |
| | 4 | | Landers Nolley II at Memphis (12/14/2021) |
| | 4 | | Berrick JeanLouis vs Iona (N) (11/25/2021) |
| | 4 | | Javon Franklin vs South Alabama (11/16/2021) |

2021-22 OPPONENT INDIVIDUAL HIGHS



2021-22 Alabama Men's Basketball
Player Highs Analysis
All games

Page 4/4
as of Feb 19, 2022

Opponent - Individual Game Highs

| | | |
|---------------|---|--|
| BLOCKED SHOTS | 8 | Walker Kessler at Auburn (02/01/2022) |
| | 4 | Garrison Brooks vs Mississippi St. (02/16/2022) |
| | 4 | Mwani Wilkinson vs LSU (01/19/2022) |
| | 4 | Jabari Smith vs Auburn (01/11/2022) |
| | 4 | Dylan Cardwell vs Auburn (01/11/2022) |
| | 4 | Chet Holmgren vs Gonzaga (N) (12/04/2021) |
| TURNOVERS | 7 | Charles Manning, Jr. vs South Alabama (11/16/2021) |
| | 6 | James Akinjo vs Baylor (01/29/2022) |
| FOULS | 5 | Tolu Smith vs Mississippi St. (02/16/2022) |
| | 5 | Stanley Umude vs Arkansas (02/12/2022) |
| | 5 | Braelen Bridges at Georgia (01/25/2022) |
| | 5 | Dajuan Gordon vs Missouri (01/22/2022) |
| | 5 | Efton Reid vs LSU (01/19/2022) |
| | 5 | Tolu Smith at Mississippi St. (01/15/2022) |
| | 5 | Walker Kessler vs Auburn (01/11/2022) |
| | 5 | Santiago Vescovi vs Tennessee (12/29/2021) |
| | 5 | Maros Zeliznak vs Jacksonville St. (12/18/2021) |
| | 5 | Roman Penn vs Drake (N) (11/26/2021) |
| | 5 | Jay Jay Chandler vs South Alabama (11/16/2021) |
| | 5 | Diante Smith vs South Alabama (11/16/2021) |
| | 5 | Douglas Wilson vs South Dakota St. (11/12/2021) |
| | 5 | Luke Appel vs South Dakota St. (11/12/2021) |

2021-22 SEASON STATS



2021-22 Alabama Men's Basketball Combined Team Statistics All games

 Page 1/1
as of Feb 19, 2022

Game Records

| Record | Overall | Home | Away | Neutral |
|----------------|---------|------|------|---------|
| ALL GAMES | 17-10 | 12-2 | 2-6 | 3-2 |
| CONFERENCE | 7-7 | 5-2 | 2-5 | 0-0 |
| NON-CONFERENCE | 10-3 | 7-0 | 0-1 | 3-2 |

Score by Periods

| Team | 1st | 2nd | OT | TOT |
|-----------|------|------|----|------|
| Alabama | 1015 | 1156 | 0 | 2171 |
| Opponents | 961 | 1092 | 0 | 2053 |

Team Box Score

| No. | Player | | | | Total | | 3-Point | | F-Throw | | Rebounds | | | | | | | | | | | |
|-----------|----------------------|-------|--------|------|----------|------|----------|------|---------|-------|----------|-----|------|------|-----|----|-----|-----|-----|-----|------|------|
| | | GP-GS | MIN | AVG | FG-FGA | FG% | 3FG-3FGA | 3FG% | FT-FTA | FT% | OFF | DEF | TOT | AVG | PF | DQ | A | TO | BLK | STL | PTS | AVG |
| 5 | SHACKELFORD, Jaden | 27-27 | 920:59 | 34.1 | 152-379 | .401 | 83-229 | .362 | 76-99 | .768 | 34 | 119 | 153 | 5.7 | 45 | 0 | 42 | 56 | 5 | 24 | 463 | 17.1 |
| 13 | QUINERLY, Jahvon | 27-23 | 836:59 | 31.0 | 138-344 | .401 | 36-148 | .243 | 63-86 | .733 | 11 | 74 | 85 | 3.1 | 48 | 0 | 121 | 76 | 5 | 20 | 375 | 13.9 |
| 14 | ELLIS, Keon | 27-27 | 829:09 | 30.7 | 98-226 | .434 | 53-148 | .358 | 68-77 | .883 | 47 | 111 | 158 | 5.9 | 72 | 1 | 49 | 39 | 19 | 51 | 317 | 11.7 |
| 3 | DAVISON, JD | 27-4 | 663:49 | 24.6 | 80-169 | .473 | 20-67 | .299 | 49-68 | .721 | 30 | 93 | 123 | 4.6 | 31 | 0 | 108 | 73 | 11 | 20 | 229 | 8.5 |
| 0 | GURLEY, Noah | 27-10 | 499:26 | 18.5 | 79-156 | .506 | 17-63 | .270 | 24-41 | .585 | 39 | 59 | 98 | 3.6 | 74 | 3 | 12 | 36 | 21 | 11 | 199 | 7.4 |
| 4 | GARY, Juwan | 23-16 | 394:46 | 17.2 | 66-121 | .545 | 8-35 | .229 | 28-47 | .596 | 41 | 46 | 87 | 3.8 | 53 | 1 | 7 | 16 | 12 | 15 | 168 | 7.3 |
| 10 | BEDIAKO, Charles | 27-25 | 484:06 | 17.9 | 72-107 | .673 | 0-1 | .000 | 37-61 | .607 | 54 | 63 | 117 | 4.3 | 68 | 3 | 18 | 24 | 47 | 19 | 181 | 6.7 |
| 2 | MILES, Darius | 24-1 | 427:00 | 17.8 | 49-124 | .395 | 23-70 | .329 | 31-41 | .756 | 27 | 59 | 86 | 3.6 | 53 | 0 | 18 | 21 | 13 | 17 | 152 | 6.3 |
| 33 | ROJAS, James | 11-2 | 139:27 | 12.7 | 15-38 | .395 | 5-21 | .238 | 21-27 | .778 | 13 | 17 | 30 | 2.7 | 27 | 1 | 5 | 10 | 1 | 8 | 56 | 5.1 |
| 15 | BARNES, Tyler | 3-0 | 05:43 | 1.9 | 2-4 | .500 | 1-2 | .500 | 2-2 | 1.000 | 0 | 1 | 1 | 0.3 | 0 | 0 | 1 | 0 | 0 | 0 | 7 | 2.3 |
| 22 | AMBROSE-HYLTON, Keon | 10-0 | 49:00 | 4.9 | 5-11 | .455 | 0-0 | .000 | 1-3 | .333 | 6 | 3 | 9 | 0.9 | 10 | 0 | 4 | 4 | 1 | 1 | 11 | 1.1 |
| 21 | JOHNSON, Britton | 5-0 | 15:02 | 3.0 | 2-7 | .286 | 1-6 | .167 | 0-1 | .000 | 5 | 1 | 6 | 1.2 | 1 | 0 | 0 | 1 | 0 | 0 | 5 | 1.0 |
| 1 | HOLT, Jusaun | 17-0 | 122:21 | 7.2 | 3-18 | .167 | 2-14 | .143 | 0-0 | .000 | 8 | 21 | 29 | 1.7 | 9 | 0 | 5 | 5 | 2 | 0 | 8 | 0.5 |
| 35 | TCHIKOU, Alex | 3-0 | 06:19 | 2.1 | 0-2 | .000 | 0-0 | .000 | 0-0 | .000 | 1 | 3 | 4 | 1.3 | 0 | 0 | 0 | 1 | 0 | 0 | 0 | 0.0 |
| 12 | HEARD, Delaney | 1-0 | 00:59 | 1.0 | 0-0 | .000 | 0-0 | .000 | 0-0 | .000 | 0 | 0 | 0 | 0.0 | 0 | 0 | 0 | 0 | 0 | 0 | 0 | 0.0 |
| 24 | QUINERLY, Jaden | 2-0 | 03:10 | 1.6 | 0-2 | .000 | 0-0 | .000 | 0-2 | .000 | 1 | 2 | 3 | 1.5 | 1 | 0 | 1 | 0 | 0 | 0 | 0 | 0.0 |
| 30 | COTTRELL, Adam | 1-0 | 01:45 | 1.8 | 0-0 | .000 | 0-0 | .000 | 0-0 | .000 | 0 | 0 | 0 | 0.0 | 0 | 0 | 1 | 0 | 0 | 0 | 0 | 0.0 |
| Team | | | | | | | | | | | 48 | 45 | 93 | | | | 11 | | | | | |
| Total | | 27 | 5400 | | 761-1708 | .446 | 249-804 | .310 | 400-555 | .721 | 365 | 717 | 1082 | 40.1 | 492 | 9 | 392 | 373 | 137 | 186 | 2171 | 80.4 |
| Opponents | | 27 | 5400 | | 730-1690 | .432 | 198-605 | .327 | 395-564 | .700 | 330 | 661 | 991 | 36.7 | 495 | 14 | 330 | 342 | 102 | 194 | 2053 | 76.0 |

Team Statistics

| | BAMA | OPP |
|------------------------|-----------------|-----------------|
| Scoring | 2171 | 2053 |
| Points per game | 80.4 | 76.0 |
| Scoring margin | +4.4 | - |
| Field goals-att | 761-1708 | 730-1690 |
| Field goal pct | .446 | .432 |
| 3 point fg-att | 249-804 | 198-605 |
| 3-point FG pct | .310 | .327 |
| 3-pt FG made per game | 9.2 | 7.3 |
| Free throws-att | 400-555 | 395-564 |
| Free throw pct | .721 | .700 |
| F-Throws made per game | 14.8 | 14.6 |
| Rebounds | 1082 | 991 |
| Rebounds per game | 40.1 | 36.7 |
| Rebounding margin | +3.4 | - |
| Assists | 392 | 330 |
| Assists per game | 14.5 | 12.2 |
| Turnovers | 373 | 342 |
| Turnovers per game | 13.8 | 12.7 |
| Turnover margin | -1.1 | - |
| Assist/turnover ratio | 1.1 | 1.0 |
| Steals | 186 | 194 |
| Steals per game | 6.9 | 7.2 |
| Blocks | 137 | 102 |
| Blocks per game | 5.1 | 3.8 |
| Winning streak | 0 | - |
| Home win streak | 2 | - |
| Attendance | 154768 | 87121 |
| Home games-Avg/Game | 14-11055 | 8-10890 |
| Neutral site-Avg/Game | - | 5-7345 |

Team Results

| Date | Opponent | | Score | Att. |
|------------|--------------------|---|--------|-------|
| 11/09/2021 | Louisiana Tech | W | 93-64 | 12613 |
| 11/12/2021 | South Dakota St. | W | 104-88 | 10546 |
| 11/16/2021 | South Alabama | W | 73-68 | 9038 |
| 11/19/2021 | Oakland | W | 86-59 | 10330 |
| 11/25/2021 | vs Iona | L | 68-72 | 2749 |
| 11/26/2021 | vs Drake | W | 80-71 | 3020 |
| 11/28/2021 | vs Miami (FL) | W | 96-64 | 3127 |
| 12/04/2021 | vs Gonzaga | W | 91-82 | 18048 |
| 12/11/2021 | Houston | W | 83-82 | 10613 |
| 12/14/2021 | at Memphis | L | 78-92 | 15266 |
| 12/18/2021 | Jacksonville St. | W | 65-59 | 10064 |
| 12/21/2021 | vs Davidson | L | 78-79 | 9781 |
| 12/29/2021 | Tennessee | W | 73-68 | 10427 |
| 01/05/2022 | at Florida | W | 83-70 | 10210 |
| 01/08/2022 | at Missouri | L | 86-92 | 10903 |
| 01/11/2022 | Auburn | L | 77-81 | 13474 |
| 01/15/2022 | at Mississippi St. | L | 76-78 | 8090 |
| 01/19/2022 | LSU | W | 70-67 | 10368 |
| 01/22/2022 | Missouri | W | 86-76 | 10799 |
| 01/25/2022 | at Georgia | L | 76-82 | 6703 |
| 01/29/2022 | Baylor | W | 87-78 | 14474 |
| 02/01/2022 | at Auburn | L | 81-100 | 9121 |
| 02/05/2022 | Kentucky | L | 55-66 | 12477 |
| 02/09/2022 | at Ole Miss | W | 97-83 | 6454 |
| 02/12/2022 | Arkansas | W | 68-67 | 10353 |
| 02/16/2022 | Mississippi St. | W | 80-75 | 9192 |
| 02/19/2022 | at Kentucky | L | 81-90 | 20374 |

2021-22 SEC STATS


2021-22 Alabama Men's Basketball
Combined Team Statistics
In Conference games

Page 1/1
as of Feb 19, 2022

Game Records

| Record | Overall | Home | Away | Neutral |
|----------------|---------|------|------|---------|
| ALL GAMES | 7-7 | 5-2 | 2-5 | 0-0 |
| CONFERENCE | 7-7 | 5-2 | 2-5 | 0-0 |
| NON-CONFERENCE | 0-0 | 0-0 | 0-0 | 0-0 |

Score by Periods

| Team | 1st | 2nd | OT | TOT |
|-----------|-----|-----|----|------|
| Alabama | 529 | 560 | 0 | 1089 |
| Opponents | 528 | 567 | 0 | 1095 |

Team Box Score

| No. | Player | | | | Total | | 3-Point | | F-Throw | | Rebounds | | | | | | | | | | | |
|-----------|----------------------|-------|--------|------|---------|------|----------|------|---------|------|----------|-----|-----|------|-----|----|-----|-----|-----|-----|------|------|
| | | GP-GS | MIN | AVG | FG-FGA | FG% | 3FG-3FGA | 3FG% | FT-FTA | FT% | OFF | DEF | TOT | AVG | PF | DQ | A | TO | BLK | STL | PTS | AVG |
| 5 | SHACKELFORD, Jaden | 14-14 | 487:15 | 34.8 | 75-203 | .369 | 41-123 | .333 | 51-63 | .810 | 16 | 49 | 65 | 4.6 | 20 | 0 | 20 | 29 | 1 | 14 | 242 | 17.3 |
| 13 | QUINERLY, Jahvon | 14-10 | 425:48 | 30.4 | 67-181 | .370 | 14-75 | .187 | 31-42 | .738 | 8 | 38 | 46 | 3.3 | 28 | 0 | 63 | 39 | 3 | 6 | 179 | 12.8 |
| 14 | ELLIS, Keon | 14-14 | 421:02 | 30.1 | 49-123 | .398 | 29-80 | .363 | 30-35 | .857 | 24 | 54 | 78 | 5.6 | 44 | 1 | 26 | 18 | 12 | 33 | 157 | 11.2 |
| 0 | GURLEY, Noah | 14-5 | 259:46 | 18.6 | 46-81 | .568 | 11-33 | .333 | 14-24 | .583 | 22 | 31 | 53 | 3.8 | 36 | 2 | 5 | 21 | 12 | 4 | 117 | 8.4 |
| 3 | DAVISON, JD | 14-4 | 346:17 | 24.7 | 39-92 | .424 | 10-37 | .270 | 23-31 | .742 | 13 | 47 | 60 | 4.3 | 19 | 0 | 49 | 37 | 7 | 9 | 111 | 7.9 |
| 10 | BEDIAKO, Charles | 14-12 | 235:58 | 16.9 | 34-54 | .630 | 0-1 | .000 | 27-39 | .692 | 33 | 30 | 63 | 4.5 | 28 | 0 | 8 | 11 | 23 | 7 | 95 | 6.8 |
| 2 | MILES, Darius | 12-1 | 217:41 | 18.1 | 17-50 | .340 | 10-34 | .294 | 21-25 | .840 | 13 | 35 | 48 | 4.0 | 26 | 0 | 9 | 13 | 6 | 8 | 65 | 5.4 |
| 33 | ROJAS, James | 10-1 | 126:50 | 12.7 | 15-38 | .395 | 5-21 | .238 | 19-25 | .760 | 13 | 14 | 27 | 2.7 | 24 | 1 | 5 | 9 | 1 | 6 | 54 | 5.4 |
| 4 | GARY, Juwan | 12-9 | 170:31 | 14.2 | 23-48 | .479 | 2-15 | .133 | 10-19 | .526 | 17 | 17 | 34 | 2.8 | 26 | 0 | 3 | 5 | 7 | 8 | 58 | 4.8 |
| 22 | AMBROSE-HYLTON, Keon | 3-0 | 16:49 | 5.6 | 2-7 | .286 | 0-0 | .000 | 0-0 | .000 | 2 | 2 | 4 | 1.3 | 2 | 0 | 1 | 1 | 0 | 1 | 4 | 1.3 |
| 21 | JOHNSON, Britton | 2-0 | 09:41 | 4.8 | 1-5 | .200 | 0-4 | .000 | 0-1 | .000 | 4 | 0 | 4 | 2.0 | 1 | 0 | 0 | 1 | 0 | 0 | 2 | 1.0 |
| 1 | HOLT, Jusaun | 12-0 | 82:23 | 6.9 | 2-9 | .222 | 1-7 | .143 | 0-0 | .000 | 5 | 14 | 19 | 1.6 | 6 | 0 | 4 | 3 | 1 | 0 | 5 | 0.4 |
| Team | | | | | | | | | | | 33 | 28 | 61 | | | | | 6 | | | | |
| Total | | 14 | 2800 | | 370-891 | .415 | 123-430 | .286 | 226-304 | .743 | 203 | 359 | 562 | 40.1 | 260 | 4 | 193 | 193 | 73 | 96 | 1089 | 77.8 |
| Opponents | | 14 | 2800 | | 378-878 | .431 | 104-303 | .343 | 235-319 | .737 | 182 | 364 | 546 | 39.0 | 260 | 8 | 175 | 174 | 62 | 101 | 1095 | 78.2 |

Team Statistics

| | BAMA | OPP |
|------------------------|----------------|----------------|
| Scoring | 1089 | 1095 |
| Points per game | 77.8 | 78.2 |
| Scoring margin | -0.4 | - |
| Field goals-att | 370-891 | 378-878 |
| Field goal pct | .415 | .431 |
| 3 point fg-att | 123-430 | 104-303 |
| 3-point FG pct | .286 | .343 |
| 3-pt FG made per game | 8.8 | 7.4 |
| Free throws-att | 226-304 | 235-319 |
| Free throw pct | .743 | .737 |
| F-Throws made per game | 16.1 | 16.8 |
| Rebounds | 562 | 546 |
| Rebounds per game | 40.1 | 39.0 |
| Rebounding margin | +1.1 | - |
| Assists | 193 | 175 |
| Assists per game | 13.8 | 12.5 |
| Turnovers | 193 | 174 |
| Turnovers per game | 13.8 | 12.4 |
| Turnover margin | -1.4 | - |
| Assist/turnover ratio | 1.0 | 1.0 |
| Steals | 96 | 101 |
| Steals per game | 6.9 | 7.2 |
| Blocks | 73 | 62 |
| Blocks per game | 5.2 | 4.4 |
| Winning streak | 0 | - |
| Home win streak | 2 | - |
| Attendance | 77090 | 71855 |
| Home games-Avg/Game | 7-11013 | 7-10265 |
| Neutral site-Avg/Game | - | 0-0 |

Team Results

| Date | Opponent | | Score | Att. |
|------------|--------------------|---|--------|-------|
| 12/29/2021 | Tennessee | W | 73-68 | 10427 |
| 01/05/2022 | at Florida | W | 83-70 | 10210 |
| 01/08/2022 | at Missouri | L | 86-92 | 10903 |
| 01/11/2022 | Auburn | L | 77-81 | 13474 |
| 01/15/2022 | at Mississippi St. | L | 76-78 | 8090 |
| 01/19/2022 | LSU | W | 70-67 | 10368 |
| 01/22/2022 | Missouri | W | 86-76 | 10799 |
| 01/25/2022 | at Georgia | L | 76-82 | 6703 |
| 02/01/2022 | at Auburn | L | 81-100 | 9121 |
| 02/05/2022 | Kentucky | L | 55-66 | 12477 |
| 02/09/2022 | at Ole Miss | W | 97-83 | 6454 |
| 02/12/2022 | Arkansas | W | 68-67 | 10353 |
| 02/16/2022 | Mississippi St. | W | 80-75 | 9192 |
| 02/19/2022 | at Kentucky | L | 81-90 | 20374 |

2021-22 RADIO/TV CHART



NOAH GURLEY
FORWARD Gr. • 6-8 • 215
Fayetteville, Ga.
(Furman/Fayette County HS)



JUSAUN HOLT
GUARD Fr. • 6-6 • 190
Tacoma, Wash.
(St. Francis Day School)



DARIUS MILES
FORWARD So. • 6-6 • 185
Washington, D.C.
(IMG Academy)



JD DAVISON
GUARD Fr. • 6-3 • 195
Latohatchee, Ala.
(Calhoun HS)



JUWAN GARY
FORWARD So. • 6-6 • 218
Columbia, S.C.
(West Charlotte HS)



JADEN SHACKELFORD
GUARD Jr. • 6-3 • 200
Hesperia, Calif.
(Hesperia HS)



CHARLES BEDIAKO
CENTER Fr. • 7-0 • 225
Brampton, Ontario
(IMG Academy)



DELANEY HEARD
GUARD So. • 6-3 • 198
Canton, Ga.
(Oak Hill Academy)



JAHVON QUINERLY
GUARD Jr. • 6-1 • 175
Hackensack, N.J.
(Villanova/Hudson Catholic HS)



KEON ELLIS
GUARD Sr. • 6-6 • 175
Eustis, Fla.
(Florida SW State/Leesburg HS)



TYLER BARNES
FORWARD Gr. • 6-8 • 210
Louisville, Ky.
(St. Xavier HS)




BRITTON JOHNSON
GUARD Sr. • 6-4 • 185
Mountain Brook, Ala.
(Mountain Brook HS)




KEON AMBROSE-HYLTON
FORWARD So. • 6-8 • 215
Toronto, Ontario
(Andrews Osborne Academy)



JADEN QUINERLY
GUARD So. • 6-0 • 155
Hackensack, N.J.
(Ramsey HS)




NIMARI BURNETT
GUARD So. • 6-4 • 190
Chicago, Ill.
(Texas Tech/Prolific Prep)



ADAM COTTRELL
GUARD Jr. • 6-3 • 200
Flowery Branch, Ga.
(Lakeview Academy)



JAMES ROJAS
FORWARD Sr. • 6-8 • 220
Jamestown, N.Y.
(Hutchinson CC/Jamestown HS)



ALEX TCHIKOU
FORWARD R-Fr. • 6-11 • 230
Paris France
(Dream City Christian HS)



NATE OATS
HEAD COACH
3rd Season



CHARLIE HENRY
ASSISTANT COACH
3rd Season



BRYAN HODGSON
ASSISTANT COACH
3rd Season



ANTOINE PETTWAY
ASSISTANT COACH
11th Season