

Ole Miss

2021-22 WOMEN'S BASKETBALL GAME NOTES



Ole Miss at Vanderbilt | Sunday, Feb. 20 | 2 p.m. CT | Memorial Gymnasium | Nashville, Tenn.

OleMissSports.com | OleMissGameday.com | [@OleMissWBB](https://twitter.com/OleMissWBB) | [OleMissWBB](https://www.facebook.com/OleMissWBB) | [OleMissWBB](https://www.instagram.com/OleMissWBB)

2021-22 SCHEDULE

DATE	OPPONENT	TV	TIME/RESULT
November			
Nov. 11	BELMONT	SECN+	L, 50-62
Nov. 14	MVSU	SECN	W, 94-44
Nov. 16	LAMAR	SECN +	W, 71-37
Nov. 19	LOUISIANA TECH	SECN +	W, 62-44
Nov. 23	JACKSON STATE	SECN +	W, 79-66
Nov. 26	vs. San Diego State#	Cal Live Stream	W, 62-48
Nov. 27	at Cal#	Cal Live Stream	W, 64-45
December			
Dec. 1	NEW ORLEANS	SECN +	W, 92-47
Dec. 5	at Cincinnati	ESPN +	W, 75-63
Dec. 11	at Hofstra	Flo Hoops	W, 59-37
Dec. 17	SAMFORD	SECN +	W, 73-48
Dec. 20	vs. Texas Tech%	Flo Hoops	W, 65-50
Dec. 21	vs. No. 18 South Florida%	Flo Hoops	W, 61-53
January			
Jan. 6	at Florida*	SECN +	W, 74-56
Jan. 9	No. 7 TENNESSEE*	SECN	L, 58-70
Jan. 13	ALABAMA*	SECN +	W, 86-56
Jan. 16	MISSISSIPPI STATE*	SECN	W, 86-71
Jan. 20	at Texas A&M*	SECN +	W, 80-63
Jan. 23	at No. 23 Kentucky*	SECN	W, 63-54
Jan. 27	at No. 1 South Carolina*	ESPN	L, 69-40
Jan. 30	GEORGIA*	SECN +	L, 62-52
February			
Feb. 3	at Missouri*	SECN	W, 61-45
Feb. 7	LSU*	SECN	L, 68-64
Feb. 13	at Mississippi State*	SECN	L, 70-59
Feb. 17	TEXAS A&M*	SECN	W, 74-54
Feb. 20	at Vanderbilt*	SECN +	2 P.M.
Feb. 22	ARKANSAS*	SECN +	6 P.M.
Feb. 24	at Auburn*	SECN +	7 P.M.
Feb. 27	SOUTH CAROLINA*	TBD	1 P.M.
March			
Mar. 2-6	SEC TOURNAMENT	SECN	TBD

ALL TIMES CENTRAL

* SEC contest

! SEC Tournament

Raising the B.A.R. Invitational Powered by Cal

% West Palm Beach Invitational



OLE MISS REBELS

19-6, 7-5 SEC

Head Coach: Yolett McPhee-McCuin

Career: 144-126 (9th Year)

at Ole Miss: 50-63 (4th Year)

VANDERBILT COMMODORES

12-15, 3-10 SEC

Head Coach: Shea Ralph

Career: 12-15 (1st Year)


at VU: 12-15 (1st Year)

ON THE AIR



SEC NETWORK +

Play-by-Play: Max Herz
Analyst: Drew Maddux



OLE MISS IMG NETWORK

Radio: 105.1 FM
Online: OleMissSports.com
Mobile: TuneIn
Play-by-Play: Graham Doty



LIVE STATS

StatBroadcast

STARTING FIVE

- Ole Miss begins a busy stretch to wrap up SEC play with four games in eight days starting off by heading to the Music City for its first meeting with Vanderbilt in over two years. The Rebels have not won in Nashville since 1987.
- For the second year in a row, Shakira Austin garnered a spot on the Lisa Leslie Award Top-10 list. The center continues to grind through a productive senior campaign averaging 15.8 points per game in SEC
- Through 24 games, Preseason All-SEC Center Shakira Austin paces the Rebels with 14.5 points per game, and 8.6 boards. Reigning SEC Freshman of the year Madison Scott follows with 10.5 ppg.
- The solidified starting five for the Rebels is comprised of a mixture of veteran experience as well as youth with a mixture of sophomores to seniors. NCAA Tournament experience is on display as well from Austin.
- Ole Miss has held nine of its opponents under 50 points, setting a season program record 11 games in. The Rebel defense is locking it down holding opponents to 55.3 ppg, ranking second in the SEC and 23rd

PROJECTED STARTERS



0

SHAKIRA AUSTIN

Center • 6-5 • Senior*
Fredericksburg, Va. • Riverdale Baptist • Maryland

PTS	REB	AST	S	FG%	FT%
14.5	8.6	1.5	1.4	.461	.683



1

LASHONDA MONK

Guard • 5-6 • Graduate
Greensboro, N.C. • Southwest Guilford • ECU

PTS	REB	AST	S	FG%	FT%
8.8	2.2	3.1	2.1	.407	.775



2

MIMI REID

Guard • 5-8 • Redshirt Senior
Bronx, N.Y. • The Patrick School

PTS	REB	AST	S	FG%	FT%
3.6	1.1	3.4	0.9	.371	.766



15

ANGEL BAKER

Guard • 5-8 • Senior*
Indianapolis, Ind. • Pike • Wright State

PTS	REB	AST	S	FG%	FT%
9.9	3.2	1.6	1.1	.433	.556



24

MADISON SCOTT

Forward • 6-1 • Sophomore
Indian Head, Md. • Bishop McNamara

PTS	REB	AST	S	FG%	FT%
10.5	6.8	1.4	1.5	.508	.678

QUICK FACTS

Name	Ole Miss (The University of Mississippi)
Nickname	Rebels
Location	Oxford, Mississippi
Founded	November 6, 1848
Enrollment	21,676
School Colors	Cardinal Red and Navy Blue
Chancellor	Dr. Glenn Boyce
Faculty Representative	Dr. Ron Rychlak
Athletics Director	Keith Carter
Conference	Southeastern (SEC)
Stadium	The Pavilion at Ole Miss
Capacity	9,500
Head Coach	Yolett McPhee-McCuin
Record at Ole Miss	50-63 (4th Season)
Career Record	144-12 (9th season)
2020-21 Record	15-12
SEC Record/Finish	4-10/11th
Postseason	WNIT Final
Letterwinners Returning/Lost	10-2
Starters Returning/Lost	5/0
All-Time Record	871-590 (.595)

MEDIA SERVICES

CREDENTIALS

Please contact the Athletics Communications office for game credentials. Requests for credentials should be emailed to mgmarsh1@olemiss.edu, and will be limited to working members of the media. Credentials will be held at Will Call located at the media entrance on the Hill Drive side of The Pavilion at Ole Miss. Seating priority will be given to the media that cover Ole Miss basketball on a regular basis. Credentials are non-transferable and unauthorized use is strictly prohibited.

INTERVIEW POLICY

All interview requests - coaches and players - MUST be coordinated through Madeline Marshall in the Athletics Communications office. During the week, head coach Yolett McPhee-McCuin and Rebel players will be available for interview before or after practice unless arranged otherwise. There will be no gameday player interviews until after the game.

POSTGAME INTERVIEWS

Coach McPhee-McCuin will address the media approximately 10 minutes after the game in the media room. Selected players will be brought into the interview room with the head coach. Visiting coach and player interviews will be coordinated through the visiting team's media relations contact.

MEDIA TIMEOUTS

Media timeouts (2:45 in length) will be taken in the following manner:

- One per quarter (First called timeout prior to the 5 min mark or the first deadball at or below the 5 min mark)
- Quarter breaks may be used as media timeout
- First called timeout in the second half becomes a media timeout.
- If it is a free throw situation, the shots will be taken following the timeout per NCAA regulations

NUMERICAL ROSTER

#	NAME	POS.	HT.	YR.-EXP.	HOMETOWN / PREVIOUS SCHOOL
0	Shakira Austin	C	6-5	Sr.*-1L	Fredericksburg, Va. / Maryland
1	Lashonda Monk	G	5-6	Gr.-TR	Greensboro, NC. / ECU
2	Mimi Reid	G	5-8	Sr.*-3L	Bronx, N.Y. / The Patrick School
3	Donnetta Johnson	G	5-11	R-Jr./1L	Queens, N.Y. / Georgia
4	Jaiyah Harris-Smith	G	5-6	Fr./HS	Miami, Fla. /Norland
5	Snudda Collins	F	6-1	So./1L	Brookhaven, Miss. / Brookhaven
10	Destiny Salary	G	6-0	So./1L	Jonesboro, Ark. / Tennessee
11	Iyanla Kitchens	F	6-2	Sr.*/3L	Lithonia, Ga. / Arabia Mountain
12	Jordan Berry	G	5-7	Jr./2L	New Orleans, La. / Mount Carmel Academy
15	Angel Baker	G	5-8	Sr.*/TR	Indianapolis, Ind. / Wright State
23	Jacorriah Bracey	G	5-10	So./1L	Drew, Miss. / Thomas E. Edwards
24	Madison Scott	F	6-1	So./1L	Indian Head, Md. / Bishop McNamara
25	Tiya Douglas	G	5-10	Jr./1L	Fort Smith, Ark./Trinity Valley CC
32	Caitlin McGee	F	6-1	R-So./1L	Jacksonville, Fla. / Sandalwood
40	Andeja Puckett	C	6-2	Sr.*/1L	Griffin, Ga./Cincinnati

ALPHABETICAL ROSTER

#	NAME	POS.	HT.	YR.-EXP.	HOMETOWN / PREVIOUS SCHOOL
0	Shakira Austin	C	6-5	Sr.*-1L	Fredericksburg, Va. / Maryland
15	Angel Baker	G	5-8	Sr.*/TR	Indianapolis, Ind. / Wright State
12	Jordan Berry	G	5-7	Jr./2L	New Orleans, La. / Mount Carmel Academy
23	Jacorriah Bracey	G	5-10	So./1L	Drew, Miss. / Thomas E. Edwards
5	Snudda Collins	F	6-1	So./1L	Brookhaven, Miss. / Brookhaven
25	Tiya Douglas	G	5-10	Jr./1L	Fort Smith, Ark./Trinity Valley CC
4	Jaiyah Harris-Smith	G	5-6	Fr./HS	Miami, Fla. /Norland
3	Donnetta Johnson	G	5-11	R-Jr./1L	Queens, N.Y. / Georgia
11	Iyanla Kitchens	F	6-2	Sr.*/3L	Lithonia, Ga. / Arabia Mountain
32	Caitlin McGee	F	6-1	R-So./1L	Jacksonville, Fla. / Sandalwood
1	Lashonda Monk	G	5-6	Gr.-TR	Greensboro, NC. / ECU
40	Andeja Puckett	C	6-2	Sr.*/1L	Griffin, Ga./Cincinnati
2	Mimi Reid	G	5-8	Sr.*-3L	Bronx, N.Y. / The Patrick School
10	Destiny Salary	G	6-0	So./1L	Jonesboro, Ark. / Tennessee
24	Madison Scott	F	6-1	So./1L	Indian Head, Md. / Bishop McNamara

* Has an additional year of eligibility due to the COVID-19 pandemic.

HEAD COACH

Yolett McPhee-McCuin - Fourth Year (Rhode Island, 2004)

Record at Ole Miss: 50-63

Career Record: 144-126

ASSISTANT COACHES

Chris Ayers - Fourth Year (Florida A&M, 2008)

Armintie Herrington - 10th Year (Ole Miss, 2007)

Shay Robinson - Second Year (UCF, 2007)

GRADUATE ASSISTANT MANAGERS

Kelsey Johnson - Graduate Manager (Bridgewater State, 2016)

PRONUNCIATION GUIDE

JACORRIAH Bracey	juh-CORE-ee-uh
SNUDDA Collins	SNUH-duh
TIYA Douglas	TIE-ugh
JAIYAH Harris-Smith	JAY-ugh
IYANLA Kitchens	ee-ON-luh
ANDEJA Puckett	ann-DAY-zhuh

YOLETT MCPHEE-MCCUIN

yo-LETT mick-FEE mick-CUE-in

ARMINTIE Herrington

are-MIN-tee

SUPPORT STAFF

Boe Pearman - Assoc. AD for Women's Basketball (Maryland, 1985)
 Chelsea Wolf - Coordinator of Basketball Operations (Ramapo Coll., 2009)
 Michonné Gamble-Rivers - Coord. of Player Dev. (Rhode Island, 2008)
 Ed Mahan - Coordinator of Video Services (Clemson, 2013)
 Tim Boeni - Strength & Conditioning (Temple, 2010)
 Meredith Pendergast - Associate Director of Health and Sports Performance (Troy, 2012)

BY LOCATION

Arkansas (1)	Douglas, Salary
Florida (2)	Harris-Smith, McGee
Georgia (3)	Kitchens, Puckett
Indiana (1)	Baker
Louisiana (1)	Berry
Maryland (1)	Scott
Mississippi (2)	Bracey, Collins
New York (2)	Johnson, Reid
North Carolina (1)	Monk
Virginia (1)	Austin

BY CLASS

Seniors (6)	Austin, Baker, Kitchens, Monk, Reid, Puckett
Juniors (3)	Berry, Douglas, Johnson
Sophomores (5)	Bracey, Collins, McGee, Salary, Scott
Freshmen (1)	Harris-Smith

BY HEIGHT

6-5	Austin
6-2	Kitchens, Puckett
6-1	Collins, McGee, Scott
6-0	Salary
5-11	Johnson
5-10	Bracey, Douglas
5-8	Reid, Smith
5-7	Berry
5-6	Harris-Smith, Monk

OLE MISS STYLE GUIDE

NAME
Ole Miss (preferred)
University of Mississippi
~~Mississippi~~

NICKNAME
Rebels


















COLORS
Cardinal Red (PMS 186)
Navy Blue (PMS 2767)



TONY

BROADCAST NOTES

0		SHAKIRA AUSTIN 6-5 Sr.* Fredericksburg, Va. Maryland	PTS 14.5	REB 8.6	AST 1.5	S 1.4	FG% .461	FT% .683	LAST GAME: 12 pts, 3 reb, 1 blk, 1 stl NOTES: First-Team All-SEC in 2021 ... 2022 Lisa Leslie Top-10 ... Career: 78 in double-digits, 35 double-doubles, 51 w/multiple blocks, 42 w/10+ reb. ... 2021 Preseason All-SEC in both coaches and media polls.
1		LASHONDA MONK 5-6 Gr. Greensboro, N.C. ECU	PTS 8.8	REB 2.2	AST 3.1	S 2.1	FG% .407	FT% .775	LAST GAME: 19 pts, 7 reb, 5 ast, 4 stl NOTES: Graduate transfer from ECU ... Two-time AAC Defensive Player of the Year ... Only player in conference history to win the award twice ... SEC active leader in career steals ... One of 31 in NCAA history with 400+ career steals.
2		MIMI REID 5-8 Sr.* Bronx, N.Y. The Patrick School	PTS 3.6	REB 1.1	AST 3.4	S 0.9	FG% .371	FT% .766	LAST GAME: 9 pts, 1 reb, 6 ast NOTES: 89 career starts ... 2021 Reg. Season: Led SEC, 14th NCAA in assist/turnover (2.8); 2nd SEC in assists (4.4) ... 38 games with 5+ assists, 4 with 10+ ... SEC top-10 assists last three years.
3		DONNETTA JOHNSON 5-11 R Jr. Queens, N.Y. Georgia	PTS 5.5	REB 2.9	AST 0.9	S 0.5	FG% .402	FT% .750	LAST GAME: 5 pts, 3 reb, 2 as, 1 stl NOTES: Started all 27 games last year ... Career-high 25 points at #14 MSU in 2021 ... 20 double-digit games, four 20+ games ... First career double-double against MSU ... missed the first eight games of the season due to injury.
4		JAIYAH HARRIS-SMITH 5-6 Fr. Miami, Fla. Norland	PTS 0.3	REB 0.5	AST 0.7	S 0.3	FG% 0.143	FT% 0.0	LAST GAME: 2 pts, 2 reb NOTES: Lone Rebel freshman ... Four-time All-Dade team member ... McDonald's All-American nominee.
5		SNUDDA COLLINS Pronunciation: SNUH-duh 6-1 So. Brookhaven, Miss. Brookhaven	PTS 5.6	REB 1.3	AST 0.4	S 0.7	FG% .296	FT% .600	LAST GAME: 6 pts, 1 reb, 1 stl NOTES: 2021 SEC All-Freshman ... 2x SEC Fr. of the Week ... 2020-21 Reg. Season: 10th SEC, led SEC freshmen in 3PT (1.9/game); 5th among NCAA freshmen in 3PT shooting (.425) ... 23 pts vs. McNeese most by freshman in debut.
10		DESTINY SALARY 6-0 So. Jonesboro, Ark. Tennessee	PTS 4.0	REB 2.5	AST 1.2	S 0.9	FG% .487	FT% .667	LAST GAME: DNP NOTES: Transfer from Tennessee ... Appeared in 24 games as a freshman ... Became one of just 45 Lady Vols to score in double-digits in a debut, logging 10 points against Western Kentucky.
11		IYANLA KITCHENS Pronunciation: ee-ON-luh 6-2 Sr.* Lithonia, Ga. Arabia Mountain	PTS 0.3	REB 1.2	AST 0.1	S 0.1	FG% .333	FT% .125	LAST GAME: 1 stl NOTES: 32 career starts ... Career-high 15 points vs. Arkansas ... First double-double vs. ULM (10 points, 10 rebounds) ... Made three starts as a freshman, all in SEC play.
12		JORDAN BERRY 5-7 Fr. New Orleans, La. Mount Carmel Academy	PTS 0.0	REB 0.6	AST 0.0	S 0.0	FG% .000	FT% .000	LAST GAME: DNP NOTES: Career-highs in rebounds, assists and steals vs. McNeese ... Four-year starter at Mount Carmel Academy; won 2016 state title, 2019 runner-up ... 17.0 PPG, 5.0 RPG, .470 FG her senior year ... Second-Team All-State ... Class Valedictorian.
15		ANGEL BAKER 5-8 Sr.* Indianapolis, Ind. Wright State	PTS 9.9	REB 3.2	AST 1.6	S 1.1	FG% .433	FT% .556	LAST GAME: 2 pts, 2 reb NOTES: Transfer from Wright State ... 2020-21 Horizon League Tournament MVP ... Appeared in 90 games for the Raiders, starting in 56 over her three seasons ... Four 20 point games off the bench.
23		JACORRIAH BRACE Pronunciation: juh-CORE-ee-uh 5-10 So. Drew, Miss. Thomas E. Edwards	PTS 1.8	REB 1.2	AST 0.5	S 0.3	FG% .267	FT% .778	LAST GAME: DNP NOTES: Career-high 13 pts vs. MVSU and #14 Tennessee ... 10.0 PPG in SEC Tourn. ... ESPN five-star recruit (No. 48 overall, No. 11 guard) ... No. 1 recruit in Mississippi ... MS Gatorade Player of the Year ... Naismith HS Watch List ... 31.2 PPG, 6.3 APG in HS.
24		MADISON SCOTT 6-1 So. Indian Head, Ind. Bishop McNamara	PTS 10.5	REB 6.8	AST 1.4	S 1.5	FG% .508	FT% .678	LAST GAME: 13 pts, 14 reb, 5 ast, 1 blk, 1 stl NOTES: 2021 SEC Fr. of the Year ... 6x SEC Fr. of the Week ... 16 reb. vs. LSU most by Rebel since 2015 ... 8 double-doubles ... Led SEC in 2020-21 freshmen in scoring & rebounding ... ESPN 5-star (No. 13).
25		TIYA DOUGLAS Pronunciation: TIE-ugh 5-10 Jr. Fort Smith, Ark. Trinity	PTS 0.7	REB 0.3	AST 0.3	S 0.5	FG% .174	FT% .000	LAST GAME: DNP NOTES: Five starts ... Started season 5-5 3PT ... On No. 1 JUCO team that went 32-1 in 2019-20 ... 13.9 PPG, 2.7 RPG, .403 3PT ... NCAA Honorable Mention All-American ... Tied NJCAA record with 13 threes made (44 points).
32		CAITLIN MCGEE 6-1 R So. Jacksonville, Fla. Sandalwood	PTS 3.7	REB 3.4	AST 0.5	S 0.4	FG% .529	FT% .472	LAST GAME: 2 pts, 2 reb, 1 blk, 1 stl NOTES: Career-high 10 rebounds at Mizzou ... Career-high 13 pts in 16 min. vs. McNeese in 2020... 5+ reb. in 8 games ... Career-high 3 blocks vs. Kentucky ... Early enrollee, redshirted January 2020.
40		ANDEIJA PUCKETT 6-2 Sr.* Griffin, Ga. Cincinnati	PTS 2.9	REB 1.9	AST 0.4	S 0.2	FG% .475	FT% .400	LAST GAME: 4 pts, 3 reb NOTES: Sat out during the 2020-21 season due to injury.

yolett MCPHEE-MCCUIN

Head Coach • 4th Season

@YolettMcCuin @yoweezy15



Head coach Yolett McPhee-McCuin enters her fourth season with the Rebels in 2021-22, bringing with her a rejuvenated spirit and energy to the historic Ole Miss women's basketball program.

In the span of just three years, McPhee-McCuin -- a 17-year veteran of the coaching industry more commonly known as Coach Yo -- has turned Ole Miss into an exciting team on the rise. The energy around Oxford is palpable, due in part to Coach Yo's positive attitude and generous spirit with fans and supporters, but also due in large part to a historic 2020-21 campaign that revitalized the fanbase and put the Rebels into the national conversation.

Ole Miss bounced back from an 0-16 SEC season in 2019-20 to a 15-12 (4-10 SEC) campaign in 2020-21 that saw the Rebels come dangerously close to crashing the Big Dance. The Rebels knocked off three top-25 teams in the span of a month -- including a season-sweep of nationally ranked Kentucky and a momentous upset of No. 13 Arkansas in the First Round of the SEC Tournament to mark the first SEC Quarterfinal appearance for Ole Miss since 2010. The Rebels nearly knocked off No. 14 Tennessee in that quarterfinal, which would have marked the first SEC Semifinal appearance since 1993 and likely would have pushed the Rebels into the NCAA Tournament.

The Rebels were on the outside looking in on the Big Dance despite ending the regular season with a NET of 43, five NET top-100 wins, four NET top-50 wins and a brutal final stretch that included going 4-4 in their last eight games against an average NET of 16.8 (with only two games at home). But Coach Yo and Ole Miss took that chip on their shoulder into the WNIT with a fury, advancing all the way to the championship game after playing superb team basketball -- the furthest postseason run in program history regardless of tournament. Ole Miss fell to a dominant Rice squad in that title game, but that could do little to dampen the spirits of a program with its sights set on even higher bars in the years to come.

Much of the success for the Rebels in 2020-21 came in the form of Honorable Mention All-American and First-Team All-SEC member Shakira Austin, who immediately asserted herself as one of the most feared players in the SEC and the nation after transferring to Ole Miss from Maryland in the offseason. Austin was the first First-Team selection for Ole Miss since 2014-15 and ended up on the Lisa Leslie Top-10 list, but she wasn't alone. Ole Miss' highly-touted top-ranked recruiting class from 2019 lived up to the hype in their first season, with Madison Scott earning SEC Freshman of the Year honors and Snudda Collins being named alongside her on the SEC All-Freshman team.

The swift turnaround is even more impressive when taking stock of where the Rebels were when she took over. Coach Yo took the reigns of a Rebel program her first year in 2018-19 that had just four returners and willed it to outperform all the preseason polls that had picked Ole Miss unanimously to finish last. The Rebels improved their SEC win total by two games from the year before, winning three conference contests -- one of which was a thrilling 55-49 win at No. 16 Kentucky on Jan. 13, 2019. The win was the first over a ranked team on the road for Ole Miss since 2011 and the first win in general at UK since 2007.

McPhee-McCuin also mentored graduate transfer Crystal Allen, who in her lone season donning a Rebel jersey became one of the most electrifying players in the SEC. Allen finished the season third in the conference at 18.3 PPG and was named second-team All-SEC -- the first Rebel to earn All-SEC honors since 2014-15.

She followed that up by signing the SEC's top-ranked recruiting class in 2019-20, which included two five-star signees and the first McDonald's All-American in Ole Miss women's basketball history in Madison Scott.

Coach Yo was named the Rebels' ninth head coach on April 4, 2018, the first black female head coach in Ole Miss women's basketball history.

"I am extremely humbled and grateful for the opportunity to be the women's basketball coach at the University of Mississippi," McPhee-McCuin said. "Once I stepped on campus, there was no doubt in my mind that Ole Miss had the potential to be a force to be reckoned with -- not only in the SEC, but nationally as well."

McPhee-McCuin spent the previous five seasons transforming Jacksonville into a perennial power in the Atlantic Sun Conference. During her tenure as head coach, McPhee-McCuin led the Dolphins to a 94-63 record (50-24 in ASUN play) and postseason appearances in each of her last three seasons.

McPhee-McCuin, who has also served as the national team head coach for her native Bahamas, took over a program at Jacksonville that had only won 20 or more games in a season twice in its entire history and proceeded to march the Dolphins to three-straight 20-win campaigns in her final three years.

In 2015-16, McPhee-McCuin and the Dolphins made history, capturing the program's first ASUN Tournament title and NCAA Tournament berth with an upset in the conference championship game over two-time defending champion Florida Gulf Coast. The victory snapped

THE MCPHEE-MCCUIN FILE

HOMETOWN	FREEPORT, BAHAMAS
ALMA MATER	RHODE ISLAND (2004)
CAREER RECORD	144-126 (.533)

YEAR-BY-YEAR RECORD

Year	School	W-L	Conf.	Postseason
2021-22	Ole Miss	19-6	7-5	--
2020-21	Ole Miss	15-12	4-10	WNIT
2019-20	Ole Miss	7-23	0-16	--
2018-19	Ole Miss	9-22	3-13	--
2017-18	Jacksonville	24-9	12-2	WNIT
2016-17	Jacksonville	23-9	11-3	WNIT
2015-16	Jacksonville	22-11	11-3	NCAA
2014-15	Jacksonville	12-17	6-8	--
2013-14	Jacksonville	13-17	10-8	--
TOTAL	9 Seasons	144-126	64-68	

COACHING CAREER

Year	School	Position
2019-Pres.	Ole Miss	Head Coach
2014-18	Jacksonville	Head Coach
2011-13	Clemson	Asst. Coach/Recruiting Coord.
2009-10	Pittsburgh	Assistant Coach
2008	Portland	Asst. Coach/Recruiting Coord.
2006-07	Ark.-Pine Bluff	Asst. Coach/Recruiting Coord.
2005	Frank Phillips College (Texas)	Assistant Coach

FGCU's seven-year, 71-game home streak against ASUN opponents and boosted Jacksonville to a 22-11 record.

McPhee-McCuin's team followed that up with two more 20-win seasons and the first two WNIT appearances in JU history in 2016-17 (23-9, 11-3 ASUN) and 2017-18 (24-9, 12-2) with the final season seeing the Dolphins break the school record for single-season wins. In 2016-17, Jacksonville was the lone ASUN program to receive votes in the USA Today Coaches Poll and earned the first WNIT at-large ever given to an ASUN team.

Prior to her time at Jacksonville, McPhee-McCuin was an assistant at Clemson from 2011-13, where she was recognized as one of the top assistants in the nation by National Women's Basketball Insider. While with the Tigers, McPhee-McCuin solidified her reputation as one of the best recruiters in the country, spearheading the No. 16 class in the nation in her final year at Clemson, which included five McDonald's All-America nominees.





Before her stint at Clemson, McPhee-McCuin was on staff at Pittsburgh for two seasons in 2009 and 2010. She was part of a pair of postseason appearances with Panthers, who rose to No. 14 in the national rankings and advanced to a Sweet 16.

Her coaching career also includes stops at Portland, Frank Phillips College and Arkansas-Pine Bluff, where she earned her master's degree in physical education with a perfect 4.0 GPA.

McPhee-McCuin received her bachelor's in business management and administration from Rhode Island in 2004, playing in 56 games over her junior and senior years at URI and helping the Rams advance to the 2003 A-10 title game. She played her first two seasons at Miami-Dade Community College.

In addition to her collegiate coaching duties, McPhee-McCuin has served as the head coach for Bahamian national team since 2013. Her crowning achievement was the first Caribbean Basketball Confederation title for Bahamas in 10 years after a 55-51 win over Jamaica to qualify for the 2016 CentroBasket Championship. The success capped a very successful tournament outing with a perfect 5-0 record, and McPhee-McCuin became the first female coach to win a CBC title.

McPhee-McCuin was the first Bahamian woman to sign a Division I letter of intent to play basketball, becoming a trailblazer in the process for other aspiring athletes from her home country. She is the first Bahamian woman to coach at a Division I program, and was the first black female head coach at Jacksonville.

McPhee-McCuin is also part of two Halls of Fame across both her playing and coaching career. In 2016, she was inducted into the Bahamian Athletic Hall of Fame alongside Buddy Hield (of the NBA's Sacramento Kings) and Jonquel Jones (of the WNBA's Connecticut Sun). In 2013, she was inducted into the New England Basketball Hall of Fame and

was one of 10 recipients of the Pathfinder Award for their distinguished achievement outside of New England.

An active member of the coaching community, McPhee-McCuin is a member of the "So You Want to be a Coach" program through the WBCA, and she holds membership in the Women of Color Association. In 2013, McPhee-McCuin joined the Center of Coaching Excellence's yearly class.

Throughout her coaching career, McPhee-McCuin has had a large impact in every community in which she has coached. She developed a foundation in the Bahamas called Back2Basics, which helps the development of children through education and athletics. Additionally, she was involved in numerous community service projects at her other coaching stops.

In addition to the growth she has facilitated on the court throughout her career, McPhee-McCuin and her staff have instilled an importance on community

engagement both through service and via dialogue with fans and supporters.

Coach Yo also puts an emphasis on teaching, developing and inspiring through character-building and leadership development, as best evidenced by her trademark motto #NoCeilings, which serves as a rallying cry both within the program and to those familiar with her in the basketball community. Her point of emphasis with #NoCeilings is to preach a way of life, especially to young women, about living without limits to what can be achieved both on the court and in life.

Born April 30, 1982, the former Yolett McPhee and her husband, Kelly McCuin, have two daughters: Yasmine and Yuri.



SERIES NOTES

SERIES HISTORY vs. VANDERBILT

Vanderbilt enters the first matchup in over two years, leading the all-time series 35-17. The Rebels last defeated the Commodores in 2019, with a 65-60 victory in Oxford.

Home court advantage has been key for the Commodores as Ole Miss is looking for its first win in Nashville since 1987.

FIRST MEETING

- 02/06/78-UM, 85-64-at Nashville

LAST MEETING

- 02/09/20-VU, 67-43-at Nashville

SCOUTING THE COMMODORES

In the first season under first time head coach Shea Ralph, Vanderbilt currently sits at 12-15 overall and 3-10 in SEC play.

The Commodores have been particularly strong at home with a record of 10-4 inside Memorial Gymnasium.

VU has beat out the Rebels for the top spot in the SEC with a total of 278 steals to rank 11th nationally. Jordyn Cambridge leads this charge with a total of 96 steals to lead all of Division I this year as she averages 3.84 per outing.

LAST TIME OUT

The Rebels jumped back on track Thursday night with a 74-54 victory against Texas A&M from the SJB Pavilion.

The Rebels got back to their trademark basketball, locking it down on defense to hold Texas A&M to 19 points in the first half, for the fewest in a first half for the Aggies this season.

FINAL 2020-21 REGULAR SEASON SEC STANDINGS

School	SEC	Pct.	All	Pct.
Texas A&M	13-1	.929	22-1	.957
South Carolina	14-2	.875	19-4	.826
Tennessee	9-4	.692	15-6	.714
Georgia	10-5	.667	18-5	.783
Arkansas	9-6	.600	19-7	.731
Kentucky	9-6	.600	16-7	.696
Alabama	8-8	.500	15-8	.652
LSU	6-8	.429	8-12	.400
Mississippi State	5-7	.417	10-8	.556
Missouri	5-9	.357	9-10	.474
Ole Miss	4-10	.286	10-10	.500
Florida	3-11	.214	10-12	.455
Vanderbilt	0-3	.000	4-4	.500
Auburn	0-15	.000	5-18	.217

It was a season-high affair for Lashonda Monk, as the graduate senior tied a season-high with 19 points, while grabbing a season-high nine rebounds while also dishing out five assists and **forcing four** steals.

Madison Scott remains a mainstay for the Rebels off the boards, as she recorded her third double-double of the year with 13 points and 14 rebounds.

10 Rebels made their way to the bucket Thursday night, as Ole Miss completed its first regular season sweep of the Aggies in program history.

THAT'S 50

The win over the Aggies marked an important milestone Thursday night for head coach Yolett McPhee-McCuin with her 50th win as the head coach at Ole Miss.

McPhee-McCuin continues along one of the best campaigns of her coaching career and is five wins away from tying her season-high of wins in a season at 24.

SWEET SWEEP

From start to finish, Ole Miss maintained complete control over Texas A&M to claim its second win of the season over the Aggies.

It was the first victory over the Aggies at home since 2017, and the first regular season sweep of A&M in program history.

YOU GET A BUCKET! & YOU GET A BUCKET!

It was an all around scoring affair Thursday night as 10 Rebels made their way to the bucket.

For the second game in conference play, Ole Miss accomplished this task with 10 scoring with both games against Texas A&M.

SHARE THE BALL

Point guard Mimi Reid got back to doing what she does best, dropping an SEC-high six assists against the Aggies.

This was the eighth time this season that Reid has led the team in assists.

HISTORY KEEPS HAPPENING

Ole Miss is on the brink of history once again this season as the Rebels are one win away from their first 20-win season since 2006-07.

It would be the 20th 20 win season in program history for Ole Miss.

STATS STACK UP



68.2	◀ POINTS PER GAME	62.6
42.2	◀ FG% ▶	39.5
27.1	3FG% ▶	32.1
66.8	◀ FT%	67.7
38.8	◀ REBOUNDS PER GAME	35.6
14.8	◀ ASSISTS PER GAME	12.9
4.1	◀ BLOCKS PER GAME	1.7
10.2	STEALS PER GAME ▶	10.3
55.3	◀ SCORING DEFENSE	62.4
38.2	◀ FG% DEFENSE	43.2
28.1	◀ 3FG% DEFENSE	30.5
5.0	◀ REBOUND MARGIN	1.4
1.1	◀ AST-TO RATIO	0.8

PRESEASON NODS AND SEASON HONORS

SHAKIRA AUSTIN

- Wooden Award Late Season Top-20 List
- Wooden Award Mid Season Top-25 Watch List
- Raising the B.A.R. Invitational Tournament MVP
- Preseason All-SEC First Team - Coaches
- Preseason All-SEC First Team - Media
- Wade Award Watch List
- Wooden Award Preseason Top-50 Watch List
- Naismith Award Watch List
- Lisa Leslie Award Preseason Watch List

ANGEL BAKER

- SEC Co-Player of the Week - 12/28
- West Palm Beach Invitational First Team All-Tournament

LASHONDA MONK

- Raising the B.A.R. Invitational All-Tournament Team

MADISON SCOTT

- Raising the B.A.R. Invitational All-Tournament Team
- West Palm Beach Invitational Second Team All-Tournament

GAMES HOLDING OPP. UNDER 50 POINTS

Season	Total Games	Opp. Under 50 Points
2021-22	25	9
2020-21	27	5
2019-20	30	1
2018-19	31	3
2017-18	31	4
2016-17	31	5
2015-16	30	4
2014-15	33	4
2013-14	32	0
2012-13	29	2
2011-12	30	3
2010-11	29	0
2009-10	32	4
2008-09	33	7
2007-08	29	2
2006-07	35	7
2005-06	31	2
2004-05	29	1
2003-04	31	1
2002-03	28	3
2001-02	28	2
2000-01	30	4
1999-00	28	2
1998-99	28	0
1997-98	31	2
1996-97	27	1
1995-96	29	2
1994-95	29	6
1993-94	33	6
1992-93	29	3
1991-92	23	3
1990-91	29	6
1989-90	32	5
1988-89	31	2
1987-88	31	3
1986-87	30	0
1985-86	31	5
1984-85	32	3
1983-84	30	3
1982-83	32	3
1981-82	32	3
1980-81	26	1
1979-80	37	0
1978-79	40	1
1977-78	40	2
1976-77	28	2
1975-76	26	5
1974-75	22	0

HOME SWEET HOME (REGULAR SEASON)

Category	Home	Road	Change
Scoring	72.4	63.9	+8.5
Scoring Defense	56.1	55.8	+0.3
Scoring Margin	+16.3	+8.1	+8.2
FG%	42.7	40.6	+2.1
3PT%	26.2	30.0	-3.8
FT%	68.5	63.7	+3.8
Opp. FG%	37.5	38.5	-1.0
Opp. 3PT%	30.1	21.4	+8.7
Rebounds	41.6	37.2	+3.8
Reb. Margin	+7.6	+2.1	+5.5
Assists	17.5	11.7	+5.8
Steals	10.8	10.3	+0.5
Blocks	3.5	4.4	-0.9
Turnovers	14.5	14.1	+0.4
Turnovers Forced	19.8	19.0	+0.8

THE ACCOLADES CONTINUE

For the second straight year, Shakira Austin has found herself named to the Lisa Leslie Award Top-10 Watch List as one of the nation's best centers.

Austin was also recently named to the Wooden Award Late Season Top-20 List and the Naismith Award Midseason Team.

1K x 2

With the first rebound of the game against Texas A&M, Shakira Austin hit the 1,000 career rebound mark 118 games into her career. She is the only active player in the SEC with 1,000 career boards.

Austin eclipsing 1,000, makes her one of seven active players in Division I with 1,500 career points and 1,000 career rebounds.

DOMINANT OFF THE GLASS

Madison Scott was on a tear off the glass against LSU, grabbing a season-high 15 rebounds against the Tigers. Scott finished one shy of her career-high of 16 set last season.

Scott is the only Rebel in the last five seasons to grab 15+ boards in a single game and she's done it twice in her two years in Oxford.

THREAT AROUND THE RIM

The effectiveness of the Rebel defense can be seen around the rim with 10 games this season with five plus blocks as a team.

This ties the most games in a single season with five or more blocks under McPhee-McCuin.

It also ties the second most games in a season since 2001.

QUIET IN CoMo

Coming in as the nation's fourth best team in field goal percentage, Ole Miss made sure of it that the Tigers could not find the basket, only allowing 45 points.

It marked the fewest points allowed in an SEC road game since January 12, 1991 in a 67-41 win at Mississippi State.

The Rebels also kept Mizzou scoreless from three, for the first time in 14 seasons that the Tigers went a game without a triple.

ANY TIME. ANY PLACE.

With the victory at Missouri, the Rebels moved to 7-1 on the road to set the most wins away from home for the program in the 21st century.

REBEL WINS VS. AP TOP-10 (29)

Date	Opp.	OM Rank	Score
01-21-16	#9 Kentucky	NR	73-65
01-24-10	#8 Georgia	NR	66-65
03-25-07	#9 Oklahoma	NR	90-82
03-20-07	#6 Maryland	NR	89-78
01-11-07	#5 LSU	NR	77-74
02-14-05	#7 Rutgers	NR	67-57
02-04-96	#3 Tennessee	20	78-72
01-24-96	#5 Vanderbilt	23	72-53
03-06-93	#5 Auburn	NR	69-55
03-26-92	#9 Penn State	5	75-72
01-18-92	#2 Tennessee	10	80-78 (OT)
03-17-90	#5 UNLV	NR	66-62
01-20-90	#5 Georgia	NR	68-65
03-04-89	#8 Georgia	12	78-69
12-12-88	#10 Texas	6	88-67
02-04-87	#9 LSU	7	84-67
01-31-87	#3 Tennessee	8	69-65
03-20-86	#7 Auburn	11	56-55 (OT)
02-05-86	#10 Tennessee	8	68-54
02-13-85	#9 Auburn	8	66-65
02-15-84	#6 Tennessee	7	67-65
02-11-84	#9 LSU	8	79-65
01-14-84	#6 LSU	9	78-77
01-12-80	#2 Stephen F. Austin	NR	79-68
12-14-78	#5 Stephen F. Austin	18	71-66
02-25-78	#5 Delta State	NR	73-72
01-28-77	#1 Delta State	NR	73-72
01-18-77	#8 Mississippi College	NR	82-81
12-03-76	#6 Mercer	NR	91-53

The seven victories tie the most in a single-season since 1993-94.

NO THREE'S HERE

In three SEC games, the Rebels have been a threat against teams attempting to get shots up beyond the arc, with Florida, Kentucky and Missouri unable to hit a triple against the Rebels.

This is the only time in 20 seasons in which Ole

OLE MISS IN WINS VS. LOSSES (REGULAR SEASON)

Category	Wins	Losses	Change
Scoring	72.7	53.8	+18.9
Scoring Defense	51.6	66.8	-14.2
Scoring Margin	21.1	-13.0	+34.1
FG%	44.7	34.0	+10.7
3PT%	30.9	12.1	+18.8
FT%	66.8	66.7	+0.1
Opp. FG%	36.7	43.0	-6.3
Opp. 3PT%	26.2	34.3	-8.1
Rebounds	39.8	35.8	+4.0
Reb. Margin	+8.4	-5.5	+13.9
Assists	16.7	8.7	+8.0
Steals	10.7	8.5	+2.2
Blocks	4.3	3.3	+1.0
Turnovers	13.8	14.7	-0.9
Turnovers Forced	20.8	14.8	+6.0

SERIES HISTORY VS. VANDERBILT (VU LEADS 35-17)

Date	Result	Location
02/09/20	VU, 67-43	at Nashville
02/14/19	UM, 65-60	at Oxford
01/24/19	VU, 80-68	at Nashville
02/01/18	VU, 75-72	at Oxford
02/19/17	VU, 85-67	at Nashville
03/02/16	VU, 74-59	at Jacksonville^
01/03/16	UM, 55-52	at Oxford
02/05/15	VU, 58-54	at Nashville
01/16/14	VU, 80-74	at Oxford
02/03/13	VU, 79-53	at Nashville
01/06/13	VU, 76-57	at Oxford
01/08/12	VU, 68-52	at Nashville
01/30/11	VU, 71-42	at Nashville
01/02/11	UM, 72-67	at Oxford
02/21/10	VU, 68-59	at Oxford
01/03/10	VU, 86-72	at Nashville
02/22/09	UM, 71-69	at Oxford
01/27/08	VU, 83-50	at Nashville
01/07/07	UM, 76-66	at Oxford
01/29/06	VU, 68-58	at Nashville
01/20/05	UM, 66-60	at Oxford
01/25/04	VU, 90-65	at Nashville
02/13/03	VU, 67-60	at Oxford
01/13/02	VU, 62-42	at Nashville
02/11/01	VU, 72-58	at Oxford
01/07/01	VU, 79-64	at Nashville
02/13/00	VU, 59-51	at Nashville
01/09/00	VU, 60-38	at Oxford
01/03/99	VU, 77-58	at Nashville
02/27/98	VU, 76-64	at Columbus^
01/03/98	VU, 66-56	at Oxford
01/22/97	VU, 74-47	at Nashville
01/24/96	UM, 72-53	at Oxford
03/04/95	VU, 64-57	at Chattanooga^
01/03/95	VU, 91-54	at Nashville
01/19/94	UM, 80-59	at Oxford
03/07/93	VU, 79-54	at Chattanooga^
02/28/93	VU, 77-62	at Nashville
02/29/92	UM, 59-57	at Oxford
02/24/91	VU, 69-46	at Nashville
02/10/90	UM, 75-60	at Oxford
02/11/89	VU, 63-62	at Nashville
01/13/88	UM, 64-56	at Oxford
03/05/87	VU, 65-64	at Albany^
01/08/87	UM, 77-73	at Nashville
02/01/86	UM, 76-62	at Oxford
01/29/85	UM, 80-56	at Nashville
03/03/84	VU, 78-73	at Athens^
12/03/83	UM, 82-72	at Oxford
01/08/81	UM, 81-65	at Oxford
12/02/79	VU, 84-81	at Oxford
02/06/78	UM, 85-64	at Nashville

SERIES NOTES...

At Oxford: Ole Miss leads 14-9
 At Nashville: Vanderbilt leads 20-3
 At Neutral Sites: Vanderbilt leads 6-0
 Longest UM Streak: 3 (1985-87)
 Longest VU Streak: 11 (1997-2004)
 Biggest VU Win: 37 (1/3/95 - at Nashville)
 Biggest UM Win: 24 (1/29/85 - at Nashville)
 Most UM Points: 85 (2/6/78 - at Nashville)
 Most VU Points: 91 (1/3/95 - at Nashville)
 Last 10 Meetings: Vanderbilt leads 8-2

Miss has held three SEC opponents scoreless from beyond the arc.

CAN'T GET PAST THIS

Ole Miss loves to take the ball away from its opponents and for the 13th game this year the Rebels recorded double-digit steals against Missouri.

The 13 games in double-figures are the most in a

single season in the McPhee-McCuin era.

AGAINST RANKED TEAMS

Ole Miss has knocked off a top-10 opponent 29 times in program history, and have defeated a top-25 team a total of 87 times.

When the Rebels are ranked, Ole Miss boasts a record of 314-107 for a .745 winning percentage.

JUMPING IN

Coming in at No. 25 in the USA Today Coaches poll on Feb. 1, was another historic milestone for this Rebel squad.

The last time Ole Miss was slotted in the poll was Jan. 29, 2007.

The Rebels remained in the poll for a second straight week on Feb. 8 at No. 25, the first time Ole Miss had been in the poll for two straight weeks since 2005.

ROAD WARRIORS

The Rebels are dangerous on the road as four straight conference road wins to open SEC play was the longest streak since the 1991-92 season where the Rebels won six straight SEC road games.

RESPECT EARNED

For the first time in 15 seasons, Ole Miss found itself ranked in the Jan. 24 AP Poll coming in at No. 24.

It was the Rebels first appearance in the poll since January 22, 2007 when assistant coach Armentie Herrington (Price) was a senior for the Rebels. The youngest Rebel on the squad, Jaiyah Harris-Smith was four at the time.

LONE STAR STATE-MENT

The history books keep being rewritten, as Ole Miss checked off another milestone during the 2021-22 campaign, with its first road win against Texas A&M in the 80-63 victory from Bryan-College Station.

The Ole Miss defense cashed in off of A&M turnovers for a total of 25 points. While the Aggies couldn't hold onto the ball, the Rebels did an exceptional job of taking care of it with a season-low six turnovers.

CASHING IN

Making its opponents pay for its mistakes has been a theme for Ole Miss during conference play, as the Rebels are averaging 16.1 points per game off of

RANKED WINS UNDER MCPHEE-MCCUIN (6)

Date	Opp.	Score
01-13-19	at No. 16 Kentucky	W, 55-49
02-04-21	No. 15 KENTUCKY	W, 72-60
02-28-21	at No. 19 Kentucky	W, 73-68
03-04-21	vs. No. 13 Arkansas	W, 69-60
12-21-21	vs. No. 18 South Florida	W, 61-53
01-23-22	at No. 23 Kentucky	W, 63-54

turnovers.

In three out of 11 SEC games, Ole Miss has returned its opponents turnovers for 25 or more points. At Texas A&M, the Rebels returned Aggie turnovers for 25 points, while the Aggies were only able to score two.

1,500 CLUB

While Lashonda Monk hit the 1,500 career point milestone last month, Shakira Austin and Angel Baker eclipsed the mark with 11 and 20 points against LSU.

The three are one of 80 active players in Division I with 1,500 career points. Ole Miss is only one of four programs nationally with three 1,500 point scorers on its roster.

HOLDING ON AT ALL COSTS

While the Aggies struggled to take care of the ball, Ole Miss did an exceptional job of it. The Rebels bested its season-low nine turnovers against South Florida, with a total of six at Texas A&M.

The six were the fewest in a single-game in the Yolett McPhee-McCuin era, and the lowest in any game since January of 2018 at Florida.

OFFENSIVE FIREPOWER

Against the Crimson Tide, the 86 points as a team marked the most scored by any Ole Miss team in an SEC game since the Rebels recorded 87 in overtime against Mississippi State in 2014.

Ole Miss met this mark three days later, dropping another 86 points, this time against Mississippi State.

The back-to-back games 80 point outings is the first time the Rebels have dropped 80 or more in two straight SEC games since 2010.

With another 80 point outing against the Aggies, it was the first time in program history that Ole Miss has recorded three straight 80 point games in SEC play.

AP TOP-25 • FEB. 14

Rank	Team (1st-Place)	W-L	Points	Last
1	South Carolina (30)	23-1	750	1
2	Stanford	21-3	719	2
3	Louisville	22-2	682	3
4	NC State	23-3	667	5
5	Indiana	18-3	622	7
6	Iowa State	21-3	552	9
7	Baylor	19-5	539	10
8	Arizona	18-4	532	6
9	Michigan	20-4	521	4
10	UConn	17-5	459	8
11	LSU	21-4	434	14
12	Tennessee	21-4	432	13
13	Maryland	18-6	383	15
14	Texas	17-6	353	16
15	Oklahoma	20-4	350	12
16	Georgia Tech	19-6	302	11
17	Florida	18-6	251	19
18	Ohio State	18-4	211	21
19	Notre Dame	19-6	199	18
20	BYU	21-2	195	20
21	Georgia	17-7	155	17
22	Iowa	16-6	110	25
23	Virginia Tech	19-6	100	NR
24	North Carolina	19-5	63	23
25	Florida Gulf Coast	22-2	56	22

Others receiving votes: Oregon 52, Kansas 18, Princeton 12, Gonzaga 6, Villanova 5, UCF 5, Liberty 4, Toledo 3, Rhode Island 3, DePaul 2, Arizona State 1, IUPUI 1, Nebraska 1

USA TODAY/WBCA COACHES TOP-25 • FEB. 15

Rank	Team (1st-Place)	W-L	Points	Last
1	South Carolina (31)	23-1	799	1
2	Stanford (1)	21-3	763	2
3	Louisville	23-2	737	3
4	NC State	23-3	703	5
5	Iowa State	21-3	634	9
6	Indiana	18-4	605	6
7	Arizona	18-4	542	7
8	Tennessee	21-4	535	10
9	Michigan	20-4	532	4
10	Baylor	19-5	530	11
11	Connecticut	17-5	491	8
12	Louisiana State	21-4	480	13
13	Maryland	19-6	449	12
14	Texas	17-6	360	17
15	Oklahoma	20-4	307	15
16	Brigham Young	21-2	290	18
17	Georgia	17-7	264	14
18	Georgia Tech	19-6	259	16
19	Ohio St.	19-4	242	21
20	Notre Dame	19-6	202	19
21	Florida	19-6	172	23
22	Florida Gulf Coast	22-2	108	20
23	North Carolina	19-5	104	22
24	Virginia Tech	19-6	89	NR
25	Iowa	16-7	61	24

Others receiving votes: Central Florida 45; Liberty 22; Mississippi 15; Oregon 14; Rhode Island 11; Nebraska 8; Drexel 7; Stony Brook 4; South Florida 4; Utah 3; Gonzaga 3; South Dakota 2; Arizona State 2; South Dakota State 1; Kansas 1.

CRASH THE BOARDS

Off the glass against Mississippi State in Oxford, Ole Miss dominated the Bulldogs off the boards by a margin of 20 more at 43 to 23. This was the Rebels third game this season with a rebounding margin of 20 or more.

The feat against the Bulldogs was the largest rebounding margin against an SEC team since facing Vanderbilt in January of 2007, where the Rebels outrebounded the Commodores by 20. Former Rebel and current assistant coach, Armintie Herrington (Price) led Ole Miss in that game with a total of 11 rebounds.

TIDE. ROLLED.

The high-flying Rebel offense contributed to another historic mark set against Alabama, as Ole Miss claimed its second straight win in the series.

The 30 point margin of victory against the Crimson Tide was the largest margin of victory against an SEC opponent in 13 seasons. The 2008-2009 Rebels defeated Alabama by 30 points in Oxford.

ALL OUT EFFORT

Through 12 SEC games, Ole Miss is forcing an average of 17.3 turnovers per game. Five out of 12 conference opponents have turned the ball over 20 or more times, with Florida surrendering an SEC opponent high of 25, followed by Tennessee with 22 and then Alabama with 21 in three consecutive games.

The last time the Rebels forced 20+ turnovers in three straight games, was in 2017 in non-conference games against Middle Tennessee, Arkansas State and South Alabama.

TAKING CARE OF THE BALL

Not only are the Rebels one of the best teams in the SEC in terms of taking the ball away from its opponents, they also continue to prove that they can take care of it as well.

They love to win the turnover battle, as the Rebels currently lead the SEC with an average of 5.40 turnovers less than their opponent each game. This also ranks 19th in all of Division I.

Against Texas A&M, in Bryan-College Station the six turnovers surrendered to the Aggies, were the fewest in any game this season by the Rebels.

HIGH FLYING VETERANS

The senior class has been getting it done lately for

GAMES WITH 20+ ASSISTS (SINCE 1995)

Season	Total Games	20+ Assists
2021-22	25	8
2020-21	27	5
2019-20	30	3
2018-19	31	5
2017-18	31	3
2016-17	31	5
2015-16	30	4
2014-15	33	1
2013-14	32	3
2012-13	29	1
2011-12	30	3
2010-11	29	1
2009-10	32	6
2008-09	33	6
2007-08	29	4
2006-07	35	3
2005-06	31	1
2004-05	29	2
2003-04	31	3
2002-03	28	1
2001-02	28	4
2000-01	30	2
1999-00	28	3
1998-99	28	2
1997-98	31	1
1996-97	27	4
1995-96	29	5

TIME LED LAST REGULAR SEASON (BY PERCENTAGE)

Opponent	Led	Trailed	Tied	% Led
Belmont	0:00	38:41	1:19	0.0%
MVSU	39:50	0:00	0:10	99.6%
Lamar	39:37	0:00	0:23	99.0%
LA Tech	39:26	0:13	0:21	98.6%
Jackson St	30:55	4:31	4:35	79.8%
San Diego St	33:23	5:11	1:26	83.5%
Cal	39:43	0:00	0:17	99.3%
New Orleans	34:02	5:17	0:41	85.1%
Cincinnati	27:34	5:30	6:56	68.9%
Hofstra	39:04	0:13	0:43	97.7%
Samford	34:51	3:54	1:10	87.1%
Texas Tech	24:01	13:57	2:02	60.0%
South Florida	20:49	10:16	8:55	52.1%
Florida	37:31	0:36	1:53	93.8%
Tennessee	3:43	34:01	2:16	9.3%
Alabama	36:50	0:51	2:19	92.1%
Mississippi St	39:38	0:00	0:22	99.1%
Texas A&M	35:20	0:26	4:14	88.3%
Kentucky	38:44	0:00	1:16	96.8%
South Carolina	0:30	37:32	1:58	1.3%
Georgia	3:26	35:46	0:32	8.58%
Missouri	38:59	0:00	1:01	97.5%
LSU	1:25	36:54	1:41	3.5%
Mississippi St	1:43	36:44	2:23	4.3%
Texas A&M	39:27	0:00	0:33	98.6%
TOTAL	652:56	251:06	39:02	69.1%
SEC TOTAL	277:10	182:50	19:28	57.8%

the Rebels, as two seniors in Austin plus Baker and graduate Lashonda Monk account as three of the squad's top four scoring options.

In the first meeting against Mississippi State, the trio combined for 50 of the team's 86 total points.

2021-22 SEC PRESEASON POLL

COACHES

Rank Team

1	South Carolina
2	Texas A&M
3	Tennessee
4	Georgia
5	Kentucky
6	Ole Miss
7	Arkansas
8	LSU
9	Mississippi State
10	Missouri
11	Florida
12	Alabama
13	Auburn
14	Vanderbilt

MEDIA

Rank Team

1	South Carolina
2	Tennessee
3	Texas A&M
4	Kentucky
5	Georgia
6	Arkansas
7	LSU
8	Ole Miss
9	Mississippi State
10	Alabama
11	Missouri
12	Florida
13	Auburn
14	Vanderbilt

2021-22 SEC PRESEASON TEAMS

COACHES

Player of the Year

Rhyne Howard, Kentucky

First Team All-SEC

Lavender Briggs, Florida
Rhyne Howard, Kentucky
Khayla Pointer, LSU
Shakira Austin, Ole Miss
Rickeya Jackson, Mississippi State
Aliyah Boston, South Carolina
Zia Cooke, South Carolina
Rae Burrell, Tennessee

Second Team All-SEC

Amber Ramirez, Arkansas
Kiara Smith, Florida
Que Morrison, Georgia
Jenna Staiti, Georgia
Aijha Blackwell, Missouri
Destanni Henderson, South Carolina
Tamari Key, Tennessee
Jordan Nixon, Texas A&M
Kayla Wells, Texas A&M

MEDIA

Player of the Year

Rhyne Howard, Kentucky

Preseason All-SEC

Rhyne Howard, Kentucky
Khayla Pointer, LSU
Shakira Austin, Ole Miss
Aliyah Boston, South Carolina
Zia Cooke, South Carolina

SEC STANDINGS

	CONF	OVERALL	HOME	ROAD	NEUTRAL	PF	PA	STRK
South Carolina	12-1	24-1	13-0	7-1	4-0	1784	1275	W12
LSU	10-3	22-4	12-2	6-2	4-0	1968	1573	W5
Tennessee	10-3	21-5	13-1	6-4	2-0	1827	1536	L-1
Florida	10-3	20-6	10-3	7-2	3-1	1818	1674	W5
Ole Miss	7-5	19-6	9-4	7-2	3-0	1704	1382	W1
Georgia	7-6	18-7	10-5	6-2	2-0	1753	1452	W1
Arkansas	6-6	16-9	12-3	3-6	1-0	1905	1619	L-1
Mississippi State	6-7	15-10	11-4	3-5	1-1	1787	1639	L-2
Missouri	5-8	16-10	10-3	5-7	1-0	1840	1730	L-4
Kentucky	5-8	12-11	10-5	2-6	0-0	1621	1520	W3
Texas A&M	4-9	14-11	10-4	1-7	3-0	1757	1634	L-2
Alabama	4-9	13-11	10-6	3-4	0-1	1700	1542	W1
Vanderbilt	3-10	12-15	10-4	1-9	1-2	1689	1686	L-5
Auburn	1-12	9-15	7-6	2-9	0-0	1537	1548	L-5

*Standings as of 2/18

SEC WEEKLY HONORS

ATHLETE OF THE WEEK

-11/16-Khayla Pointer-LSU
-11/24-Aliyah Boston-South Carolina
-11/30-Jordon Horston-Tennessee
-12/7-Aicha Coulibaly-Auburn
& Aija Blackwell-Missouri
-12/14-Aliyah Boston-South Carolina
-12/27-Angel Baker-Ole Miss
& Destanni Henderson-South Carolina
-1/4-Haley Frank-Missouri
& Lauren Hansen-Missouri
-1/11-Aliyah Boston-South Carolina
-1/18-Aijah Blackwell-Missouri & Aliyah Boston-South Carolina
-1/24-Kiara Smith-Florida
-2/1-Anastasia Hayes-Mississippi St. & Amber Ramirez-Arkansas
-2/8-Kiara Smith-Florida
-2/15-Alexis Morris-LSU

FRESHMAN OF THE WEEK

-11/16-Samar Spencer-Arkansas
-11/24-Izzy Higginbottom-Missouri
-11/30-Jersey Wolfenbarger-Arkansas
-12/7-Sara Puckett-Tennessee
-12/14-Brooklyn Miles-Tennessee
-12/27-Jillian Hollingshead-Georgia
-1/4-Jillian Hollingshead-Georgia
& Iyana Moore-Vanderbilt
-1/11-Denae Carter-Mississippi State
-1/18-Alberte Rimdal-Florida
-1/24-Samara Spencer-Arkansas
-2/1-Samara Spencer-Arkansas
-2/8-Sacha Washington-Vanderbilt
-2/15-Samara Spencer-Arkansas

SHE'S GOT RANGE

We all knew that Shakira Austin has the ability to go to work and get it done in the paint, but the senior also proved that she's got the option of nailing a deep shot when she wants.

Austin hit back-to-back triple's in the fourth quarter against MSU in Oxford, to set a new-career high.

SHE'S STOLEN OUR HEARTS

There's a reason why Lashonda Monk ranks second in the nation in active career steals with a total of 428.

The graduate transfer has a total of 53 so far this season, and recorded a steal in each of the first nine

games this season.

After Monk picked up her 400th steal against Alabama, she became of 31 in NCAA history to join the 400 steal club.

With two steals at Mississippi State, Monk cracked the top-20 in NCAA history.

WORK HARD, GET REWARDED

With 15 trips to the line against Florida, Shakira Austin capitalized off of going hard in the paint to ultimately knock down 10 free throws.

She followed this up the next game against No. 7 Tennessee with 12 trips to the line, to knock down 10 free throws.

BY THE NUMBERS

- Overall 19-6
- SEC Games 7-5
- SEC Tournament Games 0-0
- Streak (Last 10) 6-4
- Home Overall (SEC) 9-4 (3-3)
- Road Overall (SEC) 7-2 (4-2)
- Neutral Games (SEC) 3-0 (0-0)
- Day Games (SEC) 13-3 (3-3)
- Night Games (SEC) 6-3 (4-2)
- November Games 6-1
- December Games 6-0
- January Games 5-3
- February Games 2-2
- March Games 0-0
- Monday Games 1-1
- Tuesday Games 3-0
- Wednesday Games 1-0
- Thursday Games 5-2
- Friday Games 3-0
- Saturday Games 2-0
- Sunday Games 4-3
- Overtime Games 0-0
- Television Games 5-4
- SECN+ Games 8-2
- vs. Ranked Opponents 1-0

REBELS' RECORD WHEN...

- Leading at the half 18-0
- Tied at the half 0-0
- Behind at the half 1-6
- Scores 90 points or more 2-0
- Scores 80-89 points 3-0
- Scores 70-79 points 6-1
- Scores less than 70 points 8-5
- Out-rebounds opponent 15-1
- Out-rebounded by opponent 2-5
- Ties opponents in rebounds 2-0
- Shoots 50 percent or better 4-0
- Shoots between 40-49 percent 11-1
- Shoots under 40 percent 4-5
- Shoots 30 percent or better from 3-pt. 12-1
- Shoots under 30 percent from 3-pt. 7-5
- Shoots 70 percent or better from FT line 8-3
- Shoots 60-69 percent from FT line 6-0
- Shoots under 60 percent from FT line 5-3
- Opp. shoots 50 percent or better 0-0
- Opp. shoots 40-49 percent 9-4
- Opp. shoots under 40 percent 10-2
- Opp. shoots 30 percent or better from 3-pt. 8-4
- Opp. shoots under 30 percent from 3-pt. 11-2
- Commits 15 turnovers or more 7-2
- Commits less than 15 turnovers 11-4
- Forces 15 turnovers or more 17-3
- Forces less than 15 turnovers 2-3
- Has less (or same) turnovers than opp. 19-3
- Has more turnovers than opponent 0-3

Austin's 15 free throw attempts tie the most in a single-game by any SEC player this season. She ranks fourth in the conference in attempts at 141 and third in makes at 99.

KEEPING IT 100

The game at Florida marked an important career milestone for redshirt-senior Mimi Reid, with her 100th game in a Rebel jersey.

The Bronx, N.Y. native has started in 84 percent of her games throughout her four year playing career in Oxford.

SHINING AGAINST RANKED OPPONENTS

With 26 points against No. 7 Tennessee, Shakira Austin loves to pour it on against ranked opponents.

In her 15 games against ranked opponents as a Rebel, she is currently averaging 17.1 points and 9.2 rebounds per game.

ROAD TOUGH AND TESTED

With wins at Cal, Cincinnati, Hofstra, Florida and Texas A&M, Ole Miss loves to prove its talent nation wide with a record of 6-0 on the road to start the season.

This is the first time that the Rebels began their time on the road with six straight wins since the 1986-87 season.

It was the longest program road winning streak since the 1993-94 season.

UNDER PRESSURE

Every road trip Ole Miss makes sure to pack its defense, and the trek to Gainesville was no exception.

The Rebels forced 25 turnovers against the Gators, forcing its opponents to hand over the ball 25 times or more for the fourth game this year.

The 19.4 turnovers forced per game lead the SEC and rank 37th in the country.

STATEMENT. MADE.

Not only did Ole Miss pick up its first ranked win of the season against then No. 18 South Florida, it also was the first non-conference win over a ranked opponent for the program since 2007.

WE'VE GOT AN ANGEL ON OUR SIDE

With a dominant performance at the West Palm Beach Invitational, Angel Baker was named the co-

SUPERLATIVES

BIGGEST OLE MISS LEAD:

52, vs. Mississippi Valley (11-14-21)

BIGGEST OLE MISS DEFICIT:

31, at South Carolina (1-27-21)

BIGGEST OLE MISS LEAD IN A LOSS:

4, 2x, vs. Georgia (1-30-22), vs. Tennessee (1-9-22)

BIGGEST OLE MISS DEFICIT IN A WIN:

5, vs. New Orleans (12-1-21)

BIGGEST OLE MISS HALFTIME LEAD:

34, vs. Mississippi Valley (11-14-21)

BIGGEST OLE MISS HALFTIME DEFICIT:

18, vs. Tennessee (1-9-22)

BEST OLE MISS 1ST HALF FG%:

60.0, vs. Mississippi Valley (11-14-21)

WORST OLE MISS 1ST HALF FG%:

28.0, at Mississippi State (2-13-22)

BEST OLE MISS 2ND HALF FG%:

54.5, vs. USF (12-21-21)

WORST OLE MISS 2ND HALF FG%:

25.0, at South Carolina (1-27-22)

MOST POINTS BY OLE MISS IN 1ST HALF:

56, vs. Mississippi Valley (11-14-21)

FEWEST POINTS BY OLE MISS IN 1ST HALF:

20, 2x, vs. Georgia (1-30-22), at South Carolina (1-27-22)

MOST POINTS BY OPPONENT IN 1ST HALF:

39, vs. Tennessee (1-9-22)

FEWEST POINTS BY OPPONENT IN 1ST HALF:

14, 2x, at Missouri (2-3-22), vs. Louisiana Tech (11-19-21)

MOST POINTS BY OLE MISS IN 2ND HALF:

52, vs. Alabama (1-13-22)

FEWEST POINTS BY OLE MISS IN 2ND HALF:

20, at South Carolina (1-27-22)

MOST POINTS BY OPPONENT IN 2ND HALF:

41, vs. LSU (2-7-22)

FEWEST POINTS BY OPPONENT IN 2ND HALF:

11, vs. Lamar (11-16-21)

BIGGEST HALFTIME LEAD BLOWN:

--

BIGGEST HALFTIME DEFICIT ERASED:

--

BIGGEST MARGIN OF VICTORY:

50, vs. Mississippi Valley (11-14-21)

BIGGEST DEFICIT OVERCOME TO WIN (AT ANY POINT IN A GAME):

5, vs. New Orleans (12-1-21)

BIGGEST MARGIN OF DEFEAT:

29, at South Carolina (1-27-22)

GAME-BY-GAME STARTING LINEUPS

Opponent	Date	Result	PG	G	G/F	G/F	F/C	Lineup	Record
Belmont	11/11	L, 50-62	Monk	Bracey	Collins	Scott	Austin	#1	0-1
MVSU	11/14	W, 94-44	Reid	Baker	Douglas	Scott	Austin	#2	1-0
Lamar	11/16	W, 71-37	Reid	Baker	Salary	Scott	Austin	#3	1-0
LA Tech	11/19	W, 62-44	Reid	Baker	Salary	Scott	Austin	#3	2-0
Jackson State	11/23	W, 79-66	Reid	Salary	Collins	Scott	Austin	#4	1-0
vs. SDSU	11/26	W, 62-48	Reid	Salary	Collins	Scott	Austin	#4	2-0
at Cal	11/27	W, 64-45	Reid	Salary	Collins	Scott	Austin	#4	3-0
New Orleans	12/1	W, 92-47	Reid	Salary	Collins	Scott	Austin	#4	4-0
at Cincinnati	12/5	W, 75-63	Reid	Salary	Baker	Scott	Austin	#3	2-0
at Hofstra	12/11	W, 59-37	Reid	Salary	Baker	Scott	Austin	#3	3-0
Samford	12/17	W, 73-48	Reid	Salary	Collins	Scott	Austin	#4	5-0
vs. Texas Tech	12/20	W, 65-50	Reid	Salary	Collins	Scott	Austin	#4	6-0
vs. South Florida	12/21	W, 61-53	Reid	Johnson	Collins	Scott	Austin	#5	1-0
at Florida	1/6	W, 74-56	Reid	Johnson	Collins	Scott	Austin	#5	2-0
Tennessee	1/9	L, 70-58	Reid	Johnson	Collins	Scott	Austin	#5	2-1
Alabama	1/13	W, 86-56	Reid	Johnson	Monk	Scott	Austin	#6	1-0
Mississippi State	1/16	W, 86-71	Reid	Johnson	Monk	Scott	Austin	#6	2-0
at Texas A&M	1/20	W, 80-63	Reid	Johnson	Monk	Scott	Austin	#6	3-0
at Kentucky	1/23	W, 63-54	Reid	Johnson	Monk	Scott	Austin	#6	4-0
at South Carolina	1/27	L, 69-40	Reid	Monk	Kitchens	Scott	Austin	#7	0-1
Georgia	1/30	L, 62-52	Reid	Johnson	Monk	Scott	Austin	#6	4-1
at Missouri	2/3	W, 61-45	Baker	Johnson	Monk	Scott	Austin	#8	1-0
LSU	2/7	L, 68-64	Monk	Johnson	Collins	Scott	Austin	#9	0-1
at Mississippi State	2/13	L, 70-59	Reid	Johnson	Monk	Scott	Austin	#6	4-2
Texas A&M	2/17	W, 74-54	Reid	Baker	Monk	Scott	Austin	#10	1-0
at Vanderbilt									
Arkansas									
at Auburn									
South Carolina									

REBEL STARTING/GAMES PLAYED HISTORY

CAREER STARTS			CAREER GAMES PLAYED		
Name	Season	Career	Name	Season	Career
Shakira Austin	25	98	Shakira Austin	25	118
Angel Baker	7	63	Angel Baker	25	115
Jordan Berry	0	0	Jordan Berry	5	12
Jacorrhiah Bracey	1	1	Jacorrhiah Bracey	18	42
Snudda Collins	11	26	Snudda Collins	25	52
Tiya Douglas	1	6	Tiya Douglas	15	41
Donnetta Johnson	11	46	Jaiyah Harris-Smith	13	13
Iyanla Kitchens	1	32	Donnetta Johnson	17	71
Lashonda Monk	11	99	Iyanla Kitchens	21	102
Caitlin McGee	0	0	Lashonda Monk	25	136
Andeija Puckett	0	1	Caitlin McGee	25	49
Mimi Reid	22	93	Andeija Puckett	14	66
Destiny Salary	10	10	Mimi Reid	25	111
Madison Scott	25	45	Destiny Salary	21	45
			Madison Scott	25	49

GAME LEADERS

POINTS

Austin - 13
Baker - 6
Monk - 3
Scott - 3

REBOUNDS

Austin - 17
Johnson - 1
McGee - 2
Salary - 1
Scott - 7

ASSISTS

Austin - 2
Baker - 3
Collins - 1
Harris-Smith - 1
McGee - 2
Monk - 11
Reid - 12
Salary - 4
Scott - 3

20-PT GAMES

Austin - 7
Baker - 4
Scott - 1

DOUBLE-DIGITS

Austin - 18
Baker - 10
Collins - 5
Johnson - 2
McGee - 2
Monk - 11
Puckett - 1
Reid - 2
Salary - 2
Scott - 16

DOUBLE-DIGIT REBS

Austin - 9
Johnson - 1
McGee - 1
Scott - 4

DOUBLE-DIGIT ASSTS

DOUBLE-DOUBLES

Austin - 7
Johnson - 1
Scott - 3

DOUBLE-DOUBLE TRACKER

	2021-22	Career
Shakira Austin	7	35
Madison Scott	3	9
Donnetta Johnson	1	1
Lashonda Monk		3
Mimi Reid		2
Angel Baker		2
Iyanla Kitchens		1

CURRENT STREAKS

Overall	Won 1
Unranked teams anywhere	Won 1
Ranked teams anywhere	Lost 3
Home	Won 1
Home SEC	Lost 2
Home non-conference	Won 6
Home unranked non-conference	Won 6
Home ranked teams	Lost 4
Home unranked teams	Won 8
Road	Lost 1
Road SEC	Lost 1
Road ranked teams	Lost 1
Road unranked teams	Lost 1
Neutral	Won 3
Neutral ranked teams	Won 1
Neutral unranked teams	Won 2

Consecutive Games with a Three-Point Field Goal

	Current	Season
Shakira Austin	--	1
Angel Baker	--	3
Snudda Collins	1	5
Tiya Douglas	--	1
Donnetta Johnson	--	1
Caitlin McGee	--	1
Lashonda Monk	--	3
Mimi Reid	1	2
Destiny Salary	--	2

GAME-BY-GAME SPECIALTY STATS (OLE MISS/OPPONENT)

Opponent	Date	Result	Paint	Off TO	2nd Chance	FB	Bench
Belmont	Nov. 11	L, 62-50	28/24	8/17	10/9	2/8	25/12
MVSU	Nov. 14	W, 94-44	38/14	29/13	17/7	17/2	54/6
Lamar	Nov. 16	W, 71-37	38/12	20/7	14/7	11/3	24/17
LA Tech	Nov. 19	W, 62-44	30/18	13/19	11/3	12/7	31/6
Jackson State	Nov. 23	W, 79-66	36/40	22/22	19/16	4/6	17/40
vs. SDSU	Nov. 26	W, 62-48	20/24	22/12	9/0	9/7	18/6
at Cal	Nov. 27	W, 64-45	28/18	15/15	16/6	9/15	23/9
vs. New Orleans	Dec. 1	W, 92-47	36/14	32/12	14/1	12/3	53/6
at Cincinnati	Dec. 5	W, 75-63	46/24	28/17	10/10	17/2	20/12
at Hofstra	Dec. 11	W 59-37	28/18	20/12	15/13	0/0	29/10
Samford	Dec. 17	W, 73-48	44/28	22/16	26/6	7/9	30/12
vs. Texas Tech	Dec. 20	W, 65-50	28/20	19/9	8/3	11/0	49/25
vs. South Florida	Dec. 21	W, 61-53	26/16	14/6	13/5	0/3	23/10
at Florida	Jan. 6	W, 74-56	42/36	26/12	15/8	19/13	29/12
Tennessee	Jan. 9	L, 70-58	24/28	15/9	12/20	4/2	11/14
Alabama	Jan. 13	W, 86-56	30/22	26/11	11/4	20/8	41/14
Mississippi State	Jan. 16	W, 86-71	32/18	15/0	12/4	6/0	10/6
at Texas A&M	Jan. 20	W, 80-63	34/26	25/2	11/9	10/3	30/24
at Kentucky	Jan. 23	W, 63-54	34/24	20/11	9/12	7/3	15/6
at South Carolina	Jan. 27	L, 69-40	22/38	4/14	6/14	2/16	11/25
Georgia	Jan. 30	L, 62-52	22/34	16/13	9/4	6/4	22/8
at Missouri	Feb. 3	W, 61-45	32/38	21/10	22/4	7/2	19/28
LSU	Feb. 7	L, 68-64	28/38	10/18	12/11	5/10	32/2
at Mississippi State	Feb. 13	L, 70-59	32/36	15/18	13/9	15/3	21/6
Texas A&M	Feb. 17	W, 74-54	28/26	15/10	22/7	8/6	19/17
at Vanderbilt							
Arkansas							
at Auburn							
South Carolina							

SEC Player of the Week on Dec. 28.

The senior guard was a key piece to the two victories, as Baker averaged 14.5 points per game, shooting 61.5% from the field. In the win over Texas Tech, Baker came off the bench to score a season-high 24 points.

Baker is the first Rebel to earn a weekly SEC nod since Shakira Austin was named the SEC Player of the Week in February of last season.

PICK POCKET PROS

Ole Miss recorded a season-high 18 steals at Florida, for the most steals in against an SEC opponent since facing Alabama in the 2007 SEC Tournament. The Rebels have recorded double-digit steals in 14 of 25 games this season.

The Rebels have accumulated a total of 254 steals this season ranking second in the SEC and 27th in Division I.

TAKING AND MAKING

Ole Miss has scored 20-plus points off turnovers

in 13 of 25 games this season.

Over the last 10 games, the Rebels have scored an average 14.2 points off turnovers.

STREAK SETTERS

With 13 wins in a row dating from Nov. 14 through Jan. 6, Ole Miss rode its longest winning streak since the 1991 Rebels won 25 games in a row.

The 13 straight wins ranks third all-time in consecutive victories in program history.

BLOCK PARTY QUEEN

With her first two of three blocks at Hofstra, Shakira Austin eclipsed the 200 career block mark.

Austin currently ranks fifth in the SEC and 13th nationally with a total of 24 blocks throughout her four year career.

The senior was a menace against the Crimson Tide, with a season-high seven blocks.

SEC INDIVIDUAL RANKINGS (TOP-10) • (FEB. 14)

Shakira Austin
4th. Rebounds (8.6)
4th. Defensive
Rebounds (6.4)
T-5th. Blocks (1.84)
10th. FG Percentage
(.461)

Lashonda Monk
6th. Assist/Turnover
Ratio (1.81)
7th. Steals (2.12)

Mimi Reid
3rd. Assist/Turnover
Ratio (2.05)

Madison Scott
7th. Offensive
Rebounds (2.92)

SEC TEAM RANKINGS • (FEB. 14)

CATEGORY	OLE MISS	RANK
Turnover Margin	+5.40	1st
Steals	10.16	2nd
Scoring Defense	55.28	2nd
3PT Defense	.281	3rd
Assists	14.76	3rd
Rebounding Defense	33.80	3rd
Scoring Margin	+12.88	3rd
Offensive Reb. Pct.	.379	3rd
Offensive Rebounds	14.52	3rd
Defensive Reb. Pct.	.709	4th
Assist/Turnover Ratio	1.05	5th
Rebounding Margin	+5.04	5th
FG Defense	.383	6th
Blocked Shots	4.08	T-7th
FG Percentage	.422	7th
Rebounding Offense	38.84	7th
FT Percentage	.668	10th
Scoring Offense	68.16	12th
Defensive Rebounds	24.32	11th
3PT Percentage	.271	14th
3PT Made	3.12	14th

GAME-BY-GAME LEAD/DEFICIT

Opponent	Date	Result	Largest Lead	Largest Deficit	Time Led	Time Trailed	Time Tied
Belmont	Nov. 11	L, 62-50	--	16 (2Q, 9:49)	0:00	38:41	1:19
MVSU	Nov. 14	W, 94-44	52 (4Q, 2:36)	--	39:50	0:00	0:10
Lamar	Nov. 16	W, 71-37	34 (4Q, 0:51)	--	39:37	0:00	0:23
LA Tech	Nov. 19	W, 62-44	21 (4Q, 8:23)	1 (1Q, 4:03)	39:26	0:13	0:21
Jackson State	Nov. 23	W, 79-66	24 (4Q, 7:42)	4 (2Q, 8:03)	30:55	4:31	4:35
vs. SDSU	Nov. 26	W, 62-48	16 (3Q, 5:56)	2 (1Q, 6:34)	33:23	5:11	1:26
at Cal	Nov. 27	W, 64-45	21 (4Q, 3:07)	--	39:43	--	0:17
New Orleans	Dec. 1	W, 92-47	48 (4Q, 4:18)	5 (1Q, 7:20)	34:02	5:17	0:41
at Cincinnati	Dec. 5	W, 75-63	14 (4Q, 1:59)	3 (2Q, 5:26)	27:34	5:30	6:56
at Hofstra	Dec. 11	W, 59-37	22 (4Q, 0:32)	1 (1Q, 6:29)	39:04	0:13	0:43
Samford	Dec. 17	W, 73-48	26 (4Q, 2:51)	2 (1Q, 5:59)	34:51	1:10	3:54
vs. Texas Tech	Dec. 20	W, 65-50	22 (4Q, 2:01)	8 (1Q, 5:44)	24:01	13:57	2:02
vs. South Florida	Dec. 21	W, 61, 53	12 (4Q, 4:39)	4 (2Q, 0:05)	20:49	10:16	8:55
at Florida	Jan. 6	W, 74-56	20 (4Q, 0:15)	2 (1Q, 8:28)	37:31	0:36	1:53
Tennessee	Jan. 9	L, 70-58	4 (1Q, 5:13)	20 (3Q, 8:55)	3:43	34:01	2:16
Alabama	Jan. 13	W, 86-56	33 (4Q, 1:16)	2 (1Q, 7:48)	36:50	0:51	2:19
Mississippi State	Jan. 16	W, 86-71	32 (3Q, 0:03)	--	39:38	--	0:21
at Texas A&M	Jan. 20	W, 80-63	28 (3Q, 3:07)	2 (1Q, 5:19)	35:20	0:26	4:14
at Kentucky	Jan. 23	W, 63-54	12 (1Q, 3:59)	--	38:44	--	1:16
at South Carolina	Jan. 27	L, 69-40	2 (1Q, 8:08)	31 (4Q, 1:02)	0:30	37:52	1:58
Georgia	Jan. 30	L, 62-50	4 (1Q, 8:34)	17 (3Q, 6:38)	3:26	35:46	0:32
at Missouri	Feb. 3	W, 61-45	21 (4Q, 4:10)	--	31:59	--	1:01
LSU	Feb. 7	L, 68-64	2 (1Q, 9:11)	12 (4Q, 3:33)	1:25	36:54	1:41
at Mississippi State	Feb. 13	L, 70-59	2 (1Q, 9:21)	17 (4Q, 4:19)	1:43	36:44	1:27
Texas A&M	Feb. 17	W, 74-54	23 (3Q, 7:55)	--	39:27	--	0:33
at Vanderbilt							
Arkansas							
at Auburn							
South Carolina							

The seven deflections were also the most by any Rebel in a single game this year.

DEFENSE > OFFENSE

The Rebels continue to slow down their opponents at a record pace, as 25 games into the season Ole Miss has held nine opponents under 50 points for a program record.

Ole Miss currently ranks No. 23 nationally in scoring defense and second in the SEC, allowing an average of 55.3 points per game.

The pressure on the opposite side of the ball has proven to be too much, as the Rebels rank first in the conference forcing an average of 19.4 turnovers per game.

NOTHING BUT NET

In the first NET Ranking of the season on Dec. 5, Ole Miss debuted as one of the top-50 programs in the nation at 46.

The Rebels continue to climb, remaining at No. 27 as of Feb. 18.

SHOOTING HER SHOT (PERFECTLY)

Against the Bearcats, Madison Scott's 8-of-8 mark to finish with 18 points accomplished a new Rebel feat.

Scott became the only player at Ole Miss in the last 20 seasons to shoot 1.000 or better with eight or more attempts in a single game.

RUNNING DEEP

The Rebel bench has been instrumental this season, contributing 20 or more points in 18 games.

Angel Baker has been the largest contributor off the bench, averaging 9.9 points per game.

WE'VE GOT A FEW ARTISTS

Throughout the season Ole Miss has continued to make its presence known in the paint, scoring an average of 37.6 points in the paint per game.

Ole Miss has posted a season-high 46 points twice this season at Cincinnati and Mississippi State

WE DEFEND

Defense is the name of the Rebel game and for three games in a row against San Diego State, Cal

SEC ACTIVE CAREER SCORING LEADERS (FEB. 18)

1. 2084 - Rhyne Howard; Kentucky; 2018-22
2. 1889 - An. Hayes; Mississippi State; 2017,2019-22
3. 1786 - Khayla Pointer; LSU; 2017-22
4. 1729 - Amber Ramirez; Arkansas; 2016-17,2019-22
5. 1704 - Kayla Wells; Texas A&M; 2017-22
6. 1628 - Destiny Pitts; Texas A&M; 2017-22
7. 1568 - Qadashah Hoppie; Texas A&M; 2017-22
8. 1565 - Lashonda Monk; Ole Miss; 2017-22
9. 1537 - Angel Baker; Ole Miss; 2018-22
10. 1533 - Shakira Austin; Ole Miss; 2018-22
11. 1443 - Kiara Smith; Florida; 2018-22
12. 1375 - Keyen Green; Tennessee; 2016-17,2019-22
13. 1332 - Jenna Staiti; Georgia; 2018-22
14. 1252 - Faustine Aifuwa; LSU; 2017-22
15. 1243 - Aliyah Boston; South Carolina; 2019-22
16. 1239 - Que Morrison; Georgia; 2017-22

SEC ACTIVE CAREER REBOUNDING LEADERS (FEB. 18)

1. 1002 - Shakira Austin; Ole Miss; 2018-22
2. 950 - Aliyah Boston; South Carolina; 2019-22
3. 926 - Faustine Aifuwa; LSU; 2017-22
4. 807 - Alexis Dye; Tennessee; 2019-22
5. 761 - Aijha Blackwell; Missouri; 2019-22
6. 746 - Keyen Green; Tennessee; 2016-17,2019-22
7. 735 - Autumn Newby; LSU; 2017-19,2021-22
8. 729 - Rhyne Howard; Kentucky; 2018-22
9. 716 - Jenna Staiti; Georgia; 2018-22
10. 627 - Destiny Pitts; Texas A&M; 2017-22
11. 608 - Que Morrison; Georgia; 2017-22
12. 588 - Kiara Smith; Florida; 2018-22
13. 557 - Aaliyah Patty; Texas A&M; 2018-22
14. 527 - Jordan Walker; Tennessee; 2017,2019-22
15. 519 - Khayla Pointer; LSU; 2017-22
16. 518 - Lele Grissett; South Carolina; 2017-22

SEC ACTIVE CAREER STEALS LEADERS (FEB. 18)

1. 428 - Lashonda Monk; Ole Miss; 2017-22
2. 248 - Rhyne Howard; Kentucky; 2018-22
3. 237 - Khayla Pointer; LSU; 2017-22
4. 209 - Kiara Smith; Florida; 2018-22
5. 199 - J. Cambridge; Vanderbilt; 2018-19,2021-22
6. 198 - Que Morrison; Georgia; 2017-22
7. 195 - An. Hayes; Mississippi State; 2017,2019-22
8. 187 - Myah Taylor; Mississippi State; 2018-22
9. 171 - Shakira Austin; Ole Miss; 2018-22
10. 166 - Jordan Walker; Tennessee; 2017,2019-22

SEC ACTIVE CAREER ASSISTS LEADERS (FEB. 18)

1. 561 - Khayla Pointer; LSU; 2017-22
2. 457 - Mimi Reid; Ole Miss; 2018-22
3. 442 - Lashonda Monk; Ole Miss; 2017-22
4. 433 - An. Hayes; Mississippi State; 2017,2019-22
5. 415 - Myah Taylor; Mississippi State; 2018-22
6. 408 - Kiara Smith; Florida; 2018-22
7. 381 - Que Morrison; Georgia; 2017-22
8. 377 - Destanni Henderson; South Carolina; 2018-22
9. 333 - Jordan Horston; Tennessee; 2019-22
10. 323 - Jazmine Massengill; Kentucky; 2018-22

and New Orleans, Ole Miss held each opponent under 50 points.

The feat was last accomplished by the Rebels in January of 1991 holding Jackson State, Mississippi State and Prairie View A&M under 50 points each.

SHUTTING IT DOWN

From the floor against Cal, Ole Miss held an opposing Power Five opponent to the lowest field goal percentage allowed within the past 10 seasons.

The Bears shot 13-of-56 from the field, hitting 23.2 percent of their shots.

The 19 point win over the Bears was the largest margin of victory against a non-conference Power Five team since defeating Wisconsin by 25 points in 2016.

OFF THE LINE

Three-point defense has been a point of emphasis during the Coach Yo era, with 69 of 106 opponents being held to five or fewer.

1st Season (2018-19)

17-of-31 (54.8%)

2nd Season (2019-20)

21-of-30 (70.0%)

3rd Season (2020-21)

14-of-22 (63.6%)

4th Season (2021-22)

19-of-25 (76.0%)

DEFENSE ON LOCK

The Rebels have been unstoppable on the defensive side of the ball, holding their opponents to an average of 55.3 points per game.

The 44 points allowed to the Lady Techsters was the first time since the 2011-2012 season that Ole Miss kept its opponents under 50 points in back-to-back games. The Rebels followed this up again, keeping San Diego State and Cal under the mark as well.

The Lady Techsters were also held to just a mere 2 points in the second quarter, the fewest amount of points allowed by the Rebels in a quarter since the women's game moved to the format in 2015-2016.

SHARING IS CARING

The Rebels continue to drop dimes at a record pace, recording their eighth 20 plus assist against Texas A&M with 22.

Lashonda Monk tied a career-high with nine against the New Orleans, tying the most in a single-game by a Rebel in 2021.

Against Lamar and MVSU, the Rebels also racked up 24 assists. Against the Devilettes, Reid and Shakira Austin led the team with five a piece, while Austin set a new career-high.

All three outings tied the third most assists in a single game for the Rebels within the last four seasons.

ALL THE WAY UP

Powered by Shakira Austin, the Rebels were absolutely dominant on both sides of the boards, outrebounding their opponents by an average of 20.5 rebounds against Lamar and LA Tech.

The last time the Rebels accomplished this feat was in 2008, out rebounding Alcorn State and Nicholls State by 21 and 22 rebounds a piece.

RIGHT ON TARGET

In her second game as a Rebel after transferring from Wright State, Angel Baker put on a show against MVSU with a total of 18 points and shooting 4-of-5 from beyond the arc.

Baker's 80% clip from three was the highest by a Rebel with five or more attempts since Shandricka Sessom went 5-of-6 for 83.3 percent against Delaware State in 2017.

Last season Baker knocked down 43 triples, including her career-high of six against Green Bay.

FOCUSED FROM THE LINE

In the season opener against Belmont, the Rebels shot 12-of-13 from the line, their highest percentage with 10 or more attempts since making 15-of-16 against Florida in the SEC Tournament in 2019.

OLE MISS EARNS PROGRAM WIN NO. 850

The Rebel win vs. Samford in the First Round of the WNIT marked the 850th win in program history. All-time, Ole Miss is currently 852-583 (.594) in 46 years of NCAA Division I competition. Entering the 2020-21 season, only 44 programs have eclipsed the 850-win threshold.

OVERALL STATS

Game Records

Record	Overall	Home	Away	Neutral
ALL GAMES	19-6	9-4	7-2	3-0
CONFERENCE	7-5	3-3	4-2	0-0
NON-CONFERENCE	12-1	6-1	3-0	3-0

Score by Periods

Team	1st	2nd	3rd	4th	OT	TOT
Ole Miss	388	430	457	429	0	1704
Opponents	355	303	366	358	0	1382

Team Box Score

No.	Player				Total		3-Point		F-Throw		Rebounds													
		GP-GS	MIN	AVG	FG-FGA	FG%	3FG-3FGA	3FG%	FT-FTA	FT%	OFF	DEF	TOT	AVG	PF	DQ	A	TO	BLK	STL	PTS	AVG		
0	AUSTIN, Shakira	25-25	655:42	26.2	130-282	.461	3-11	.273	99-145	.683	55	160	215	8.6	58	2	37	61	46	35	362	14.5		
24	SCOTT, Madison	25-25	633:11	25.3	101-199	.508	0-1	.000	61-90	.678	73	97	170	6.8	60	4	34	50	21	37	263	10.5		
15	BAKER, Angel	25-7	565:02	22.6	109-252	.433	20-63	.317	10-18	.556	30	51	81	3.2	46	0	40	37	3	27	248	9.9		
1	MONK, Lashonda	25-11	518:43	20.7	81-199	.407	4-15	.267	55-71	.775	18	38	56	2.2	54	1	78	43	0	53	221	8.8		
5	COLLINS, Snudda	25-11	520:41	20.8	48-162	.296	31-109	.284	12-20	.600	8	25	33	1.3	36	0	9	13	9	18	139	5.6		
3	JOHNSON, Donnetta	17-11	287:40	16.9	41-102	.402	2-8	.250	9-12	.750	21	29	50	2.9	17	0	16	14	3	9	93	5.5		
10	SALARY, Destiny	21-10	334:24	15.9	37-76	.487	4-12	.333	6-9	.667	19	33	52	2.5	33	0	25	14	2	18	84	4.0		
32	MCGEE, Caitlin	25-0	350:03	14.0	37-70	.529	1-4	.250	17-36	.472	42	44	86	3.4	19	0	13	31	12	9	92	3.7		
2	REID, Mimi	25-22	514:30	20.6	23-62	.371	8-27	.296	36-47	.766	4	23	27	1.1	43	1	86	42	1	23	90	3.6		
40	PUCKETT, Andeija	14-0	132:30	9.5	19-40	.475	0-2	.000	2-5	.400	11	15	26	1.9	15	0	5	6	3	3	40	2.9		
22	SORRENTINO, Aleah	8-0	44:21	5.5	7-13	.538	1-4	.250	3-4	.750	5	8	13	1.6	7	0	2	1	0	2	18	2.3		
23	BRACEY, Jacorriah	18-1	133:28	7.4	12-45	.267	1-10	.100	7-9	.778	6	16	22	1.2	8	0	9	10	0	6	32	1.8		
25	DOUGLAS, Tiya	15-1	106:04	7.1	4-23	.174	3-16	.188	0-0	.000	2	3	5	0.3	9	0	4	2	1	7	11	0.7		
11	KITCHENS, Iyanla	21-1	132:47	6.3	3-9	.333	0-0	.000	1-8	.125	13	12	25	1.2	30	1	2	11	1	3	7	0.3		
4	HARRIS-SMITH, Jaiyah	13-0	59:39	4.6	2-14	.143	0-4	.000	0-2	.000	2	5	7	0.5	5	0	9	5	0	4	4	0.3		
12	BERRY, Jordan	5-0	11:15	2.2	0-2	.000	0-2	.000	0-0	.000	1	2	3	0.6	1	0	0	1	0	0	0	0.0		
Team											53	47	100				9							
Total		25	5000		654-1550	.422	78-288	.271	318-476	.668	363	608	971	38.8	441	9	369	350	102	254	1704	68.2		
Opponents		25	5000		498-1300	.383	83-295	.281	303-441	.687	250	595	845	33.8	420	6	247	485	53	164	1382	55.3		

Team Statistics

	OM	OPP
Scoring	1704	1382
Points per game	68.2	55.3
Scoring margin	+12.9	-
Field goals-att	654-1550	498-1300
Field goal pct	.422	.383
3 point fg-att	78-288	83-295
3-point FG pct	.271	.281
3-pt FG made per game	3.1	3.3
Free throws-att	318-476	303-441
Free throw pct	.668	.687
F-Throws made per game	12.7	12.1
Rebounds	971	845
Rebounds per game	38.8	33.8
Rebounding margin	+5.0	-
Assists	369	247
Assists per game	14.8	9.9
Turnovers	350	485
Turnovers per game	14.0	19.4
Turnover margin	+5.4	-
Assist/turnover ratio	1.1	0.5
Steals	254	164
Steals per game	10.2	6.6
Blocks	102	53
Blocks per game	4.1	2.1
Winning streak	1	-
Home win streak	1	-
Attendance	28815	33042
Home games-Avg/Game	13-2217	9-3671
Neutral site-Avg/Game	-	3-474

Team Results

Date	Opponent		Score	Att.
11/11/2021	Belmont	L	50-62	1688
11/14/2021	Mississippi Val.	W	94-44	1244
11/16/2021	Lamar University	W	71-37	1232
11/19/2021	Louisiana Tech	W	62-44	1384
11/23/2021	Jackson St.	W	79-66	1642
11/26/2021	vs San Diego St.	W	62-48	1422
11/27/2021	at California	W	64-45	1382
12/01/2021	New Orleans	W	92-47	6896
12/05/2021	at Cincinnati	W	75-63	390
12/11/2021	at Hofstra	W	59-37	616
12/17/2021	Samford	W	73-48	1228
12/20/2021	vs Texas Tech	W	65-50	0
12/21/2021	vs South Fla.	W	61-53	0
01/06/2022	at Florida	W	74-56	854
01/09/2022	Tennessee	L	58-70	2713
01/13/2022	Alabama	W	86-56	1391
01/16/2022	Mississippi St.	W	86-71	2260
01/20/2022	at Texas A&M	W	80-63	2813
01/23/2022	at Kentucky	W	63-54	5204
01/27/2022	at South Carolina	L	40-69	13973
01/30/2022	Georgia	L	52-62	3333
02/03/2022	at Missouri	W	61-45	2710
02/07/2022	LSU	L	64-68	2209
02/13/2022	at Mississippi St.	L	59-70	5100
02/17/2022	Texas A&M	W	74-54	1595

GAME BY GAME COMPARISON

THE STAT CREW SYSTEM

Ole Miss Team Game-by-Game Comparison (as of Feb 15, 2022)

All games

Opponent	1st	2nd	Score	Mar	Total FG	FG Pct	3-Pointers	3FG Pct	Free Throws	FT Pct	Rebounds	Assist	T/Over	Block	Steal	Fouls
BELMONT	24/37	26/25	50-62	(12)	19-59/22-56	.322/.393	0-5/8-23	.000/.348	12-13/10-12	.923/.833	37/39 (2)	8/17	17/17	2/0	10/9	19/19
MISSISSIPPI VAL.	56/22	38/22	94-44	+50	35-61/15-53	.574/.283	8-18/5-17	.444/.294	16-26/9-10	.615/.900	41/28 +13	24/8	17/27	5/0	14/5	16/23
LAMAR UNIVERSITY	39/26	32/11	71-37	+34	29-58/11-45	.500/.244	0-10/4-10	.000/.400	13-18/11-17	.722/.647	44/24 +20	24/7	12/19	4/1	9/4	18/20
LOUISIANA TECH	34/14	28/30	62-44	+18	25-64/13-44	.391/.295	5-16/3-8	.313/.375	7-13/15-24	.538/.625	50/29 +21	20/9	15/18	4/2	11/5	19/16
JACKSON ST.	40/31	39/35	79-66	+13	28-70/25-69	.400/.362	4-12/1-11	.333/.091	19-26/15-18	.731/.833	48/41 +7	17/10	16/16	5/3	10/10	17/17
San Diego St.	27/17	35/31	62-48	+14	20-49/21-46	.408/.457	3-13/4-10	.231/.400	19-22/12-10	.864/.200	32/28 +4	12/9	14/19	7/2	8/6	14/14
California	29/17	35/28	64-45	+19	24-70/13-56	.343/.232	5-11/2-18	.455/.111	11-16/17-22	.688/.773	48/43 +5	7/6	13/21	3/4	10/2	24/19
NEW ORLEANS	55/29	37/18	92-47	+45	31-64/13-50	.484/.260	7-20/4-15	.350/.267	23-32/17-25	.719/.680	47/31 +16	24/9	17/25	3/2	15/9	16/23
Cincinnati	36/31	39/32	75-63	+12	29-54/23-53	.537/.434	2-6/5-13	.333/.385	15-26/12-14	.577/.857	30/26 +4	19/14	17/23	8/1	13/10	17/23
Hofstra	28/16	31/21	59-37	+22	22-49/14-49	.449/.286	2-6/1-8	.333/.125	13-20/8-15	.650/.533	34/34 -	13/7	19/26	10/2	15/10	15/16
SAMFORD	38/27	35/21	73-48	+25	29-69/20-49	.420/.408	3-14/4-16	.214/.250	12-15/4-6	.800/.667	46/27 +19	21/11	15/24	1/2	17/7	13/12
Texas Tech	27/22	38/28	65-50	+15	29-63/19-42	.460/.452	3-13/4-13	.231/.308	4-8/8-13	.500/.615	33/28 +5	15/8	12/23	5/2	7/5	17/12
South Fla.	26/30	35/23	61-53	+8	24-51/16-45	.471/.356	3-10/7-18	.300/.389	10-18/14-20	.556/.700	30/31 (1)	10/8	9/14	4/0	5/7	15/14
Florida	32/28	42/28	74-56	+18	27-65/24-60	.415/.400	0-4/0-8	.000/.000	20-33/8-15	.606/.533	41/44 (3)	7/10	13/25	3/0	18/10	13/22
TENNESSEE	21/39	37/31	58-70	(12)	20-59/24-53	.339/.453	2-18/4-14	.111/.286	16-20/18-27	.800/.667	28/46 (18)	10/13	13/22	2/2	11/9	19/14
ALABAMA	34/26	52/30	86-56	+30	32-67/18-47	.478/.383	6-18/3-11	.333/.273	16-22/17-26	.727/.654	39/30 +9	20/9	12/21	8/3	7/4	23/19
MISSISSIPPI ST.	48/26	38/45	86-71	+15	37-71/28-58	.521/.483	3-5/5-13	.600/.385	9-15/10-11	.600/.909	43/23 +20	21/13	15/17	1/2	8/9	12/16
Texas A&M	47/34	33/29	80-63	+17	33-68/21-51	.485/.412	6-16/5-16	.375/.313	8-15/16-21	.533/.762	37/36 +1	22/12	6/17	5/4	7/3	17/12
Kentucky	28/25	35/29	63-54	+9	25-65/19-53	.385/.358	4-9/0-6	.444/.000	9-12/16-22	.750/.727	34/34 -	15/6	13/18	2/7	7/3	21/17
South Carolina	20/33	20/36	40-69	(29)	16-58/22-54	.276/.407	1-2/1-8	.500/.125	7-13/24-30	.538/.800	33/47 (14)	5/7	13/9	5/6	5/3	24/10
GEORGIA	20/33	32/29	52-62	(10)	20-64/26-54	.313/.481	1-10/3-9	.100/.333	11-22/7-12	.500/.583	38/40 (2)	7/16	14/19	2/2	15/6	14/14
Missouri	29/14	32/31	61-45	+16	24-61/20-44	.393/.455	3-15/0-7	.200/.000	10-13/5-7	.769/.714	38/26 +12	8/7	14/21	1/1	12/6	16/17
LSU	23/27	41/41	64-68	(4)	26-65/25-67	.400/.373	2-12/1-2	.167/.500	10-17/17-28	.588/.607	39/50 (11)	13/13	12/11	6/1	4/9	23/18
Mississippi St.	22/35	37/35	59-70	(11)	22-57/26-53	.386/.491	1-11/7-14	.091/.500	14-20/11-17	.700/.647	40/26 +14	9/8	19/11	3/1	6/9	18/15
TEXAS A&M	35/19	39/35	74-54	+20	28-69/20-49	.406/.408	4-14/2-7	.286/.286	14-21/12-19	.667/.632	41/34 +7	18/10	13/22	3/3	10/4	21/18

Note: Game totals are displayed in the format TEAM/OPPONENT for each category

CONFERENCE

Game Records

Record	Overall	Home	Away	Neutral
ALL GAMES	7-5	3-3	4-2	0-0
CONFERENCE	7-5	3-3	4-2	0-0
NON-CONFERENCE	0-0	0-0	0-0	0-0

Score by Periods

Team	1st	2nd	3rd	4th	OT	TOT
Ole Miss	184	175	238	200	0	797
Opponents	178	161	196	203	0	738

Team Box Score

No.	Player				Total		3-Point		F-Throw		Rebounds													
		GP-GS	MIN	AVG	FG-FGA	FG%	3FG-3FGA	3FG%	FT-FTA	FT%	OFF	DEF	TOT	AVG	PF	DQ	A	TO	BLK	STL	PTS	AVG		
0	AUSTIN, Shakira	12-12	335:39	28.0	66-145	.455	3-6	.500	55-80	.688	26	77	103	8.6	31	2	13	27	20	11	190	15.8		
1	MONK, Lashonda	12-10	283:50	23.7	50-128	.391	1-8	.125	30-39	.769	15	17	32	2.7	36	1	40	22	0	35	131	10.9		
15	BAKER, Angel	12-2	278:21	23.2	53-128	.414	8-31	.258	5-7	.714	13	21	34	2.8	24	0	24	21	1	12	119	9.9		
24	SCOTT, Madison	12-12	323:21	26.9	46-97	.474	0-1	.000	25-40	.625	37	59	96	8.0	34	3	15	25	10	15	117	9.8		
3	JOHNSON, Donnetta	12-10	208:09	17.3	30-76	.395	0-4	.000	8-8	1.000	15	22	37	3.1	14	0	11	8	1	6	68	5.7		
5	COLLINS, Snudda	12-3	280:11	23.3	21-83	.253	15-58	.259	6-13	.462	2	11	13	1.1	20	0	3	5	4	11	63	5.3		
32	MCGEE, Caitlin	12-0	163:21	13.6	19-33	.576	1-3	.333	6-18	.333	22	18	40	3.3	8	0	2	11	4	4	45	3.8		
2	REID, Mimi	12-10	270:56	22.6	13-34	.382	5-15	.333	9-12	.750	2	14	16	1.3	20	0	43	21	0	9	40	3.3		
40	PUCKETT, Andeija	5-0	38:40	7.7	4-11	.364	0-2	.000	0-0	.000	4	7	11	2.2	4	0	0	1	0	0	8	1.6		
10	SALARY, Destiny	8-0	75:27	9.4	5-12	.417	0-1	.000	0-0	.000	3	7	10	1.3	11	0	1	1	0	3	10	1.3		
4	HARRIS-SMITH, Jaiyah	5-0	19:08	3.8	1-7	.143	0-2	.000	0-2	.000	1	2	3	0.6	1	0	1	1	0	0	2	0.4		
23	BRACEY, Jacorriah	6-0	29:38	4.9	1-6	.167	0-0	.000	0-0	.000	1	0	1	0.2	1	0	2	2	0	1	2	0.3		
11	KITCHENS, Iyanla	10-1	66:36	6.7	1-6	.167	0-0	.000	0-4	.000	9	5	14	1.4	16	1	0	4	1	1	2	0.2		
12	BERRY, Jordan	1-0	00:11	0.2	0-0	.000	0-0	.000	0-0	.000	0	0	0	0.0	0	0	0	0	0	0	0	0.0		
25	DOUGLAS, Tiya	4-0	26:33	6.6	0-3	.000	0-3	.000	0-0	.000	0	1	1	0.3	1	0	0	1	0	2	0	0.0		
Team											20	20	40					7						
Total		12	2400		310-769	.403	33-134	.246	144-223	.646	170	281	451	37.6	221	7	155	157	41	110	797	66.4		
Opponents		12	2400		273-643	.425	31-115	.270	161-235	.685	115	321	436	36.3	192	3	124	213	32	75	738	61.5		

NON-CONFERENCE

Game Records

Record	Overall	Home	Away	Neutral
ALL GAMES	12-1	6-1	3-0	3-0
CONFERENCE	0-0	0-0	0-0	0-0
NON-CONFERENCE	12-1	6-1	3-0	3-0

Score by Periods

Team	1st	2nd	3rd	4th	OT	TOT
Ole Miss	204	255	219	229	0	907
Opponents	177	142	170	155	0	644

Team Box Score

No.	Player				Total		3-Point		F-Throw		Rebounds													
		GP-GS	MIN	AVG	FG-FGA	FG%	3FG-3FGA	3FG%	FT-FTA	FT%	OFF	DEF	TOT	AVG	PF	DQ	A	TO	BLK	STL	PTS	AVG		
0	AUSTIN, Shakira	13-13	320:03	24.6	64-137	.467	0-5	.000	44-65	.677	29	83	112	8.6	27	0	24	34	26	24	172	13.2		
24	SCOTT, Madison	13-13	309:50	23.8	55-102	.539	0-0	.000	36-50	.720	36	38	74	5.7	26	1	19	25	11	22	146	11.2		
15	BAKER, Angel	13-5	286:41	22.1	56-124	.452	12-32	.375	5-11	.455	17	30	47	3.6	22	0	16	16	2	15	129	9.9		
1	MONK, Lashonda	13-1	234:53	18.1	31-71	.437	3-7	.429	25-32	.781	3	21	24	1.8	18	0	38	21	0	18	90	6.9		
5	COLLINS, Snudda	13-8	240:29	18.5	27-79	.342	16-51	.314	6-7	.857	6	14	20	1.5	16	0	6	8	5	7	76	5.8		
10	SALARY, Destiny	13-10	258:57	19.9	32-64	.500	4-11	.364	6-9	.667	16	26	42	3.2	22	0	24	13	2	15	74	5.7		
3	JOHNSON, Donnetta	5-1	79:31	15.9	11-26	.423	2-4	.500	1-4	.250	6	7	13	2.6	3	0	5	6	2	3	25	5.0		
2	REID, Mimi	13-12	243:34	18.7	10-28	.357	3-12	.250	27-35	.771	2	9	11	0.8	23	1	43	21	1	14	50	3.8		
32	MCGEE, Caitlin	13-0	186:42	14.4	18-37	.486	0-1	.000	11-18	.611	20	26	46	3.5	11	0	11	20	8	5	47	3.6		
40	PUCKETT, Andeija	9-0	93:49	10.4	15-29	.517	0-0	.000	2-5	.400	7	8	15	1.7	11	0	5	5	3	3	32	3.6		
23	BRACEY, Jacorriah	12-1	103:50	8.7	11-39	.282	1-10	.100	7-9	.778	5	16	21	1.8	7	0	7	8	0	5	30	2.5		
22	SORRENTINO, Aleah	8-0	44:21	5.5	7-13	.538	1-4	.250	3-4	.750	5	8	13	1.6	7	0	2	1	0	2	18	2.3		
25	DOUGLAS, Tiya	11-1	79:31	7.2	4-20	.200	3-13	.231	0-0	.000	2	2	4	0.4	8	0	4	1	1	5	11	1.0		
11	KITCHENS, Iyanla	11-0	66:11	6.0	2-3	.667	0-0	.000	1-4	.250	4	7	11	1.0	14	0	2	7	0	2	5	0.5		
4	HARRIS-SMITH, Jaiyah	8-0	40:32	5.1	1-7	.143	0-2	.000	0-0	.000	1	3	4	0.5	4	0	8	4	0	4	2	0.3		
12	BERRY, Jordan	4-0	11:04	2.8	0-2	.000	0-2	.000	0-0	.000	1	2	3	0.8	1	0	0	1	0	0	0	0.0		
Team											33	27	60					2						
Total		13	2600		344-781	.440	45-154	.292	174-253	.688	193	327	520	40.0	220	2	214	193	61	144	907	69.8		
Opponents		13	2568		225-657	.342	52-180	.289	142-206	.689	135	274	409	31.5	228	3	123	272	21	89	644	49.5		

HOME STATS

Game Records

Record	Overall	Home	Away	Neutral
ALL GAMES	9-4	9-4	0-0	0-0
CONFERENCE	3-3	3-3	0-0	0-0
NON-CONFERENCE	6-1	6-1	0-0	0-0

Score by Periods

Team	1st	2nd	3rd	4th	OT	TOT
Ole Miss	210	257	245	229	0	941
Opponents	191	165	188	185	0	729

Team Box Score

No.	Player				Total		3-Point		F-Throw		Rebounds													
		GP-GS	MIN	AVG	FG-FGA	FG%	3FG-3FGA	3FG%	FT-FTA	FT%	OFF	DEF	TOT	AVG	PF	DQ	A	TO	BLK	STL	PTS	AVG		
0	AUSTIN, Shakira	13-13	325:57	25.1	68-142	.479	2-7	.286	50-72	.694	32	85	117	9.0	27	1	21	31	20	19	188	14.5		
24	SCOTT, Madison	13-13	305:28	23.5	49-104	.471	0-1	.000	45-62	.726	44	52	96	7.4	28	2	16	22	6	20	143	11.0		
15	BAKER, Angel	13-4	289:40	22.3	61-142	.430	13-39	.333	3-5	.600	20	28	48	3.7	24	0	28	20	2	16	138	10.6		
1	MONK, Lashonda	13-6	273:01	21.0	45-111	.405	2-8	.250	24-32	.750	11	27	38	2.9	28	1	51	24	0	28	116	8.9		
3	JOHNSON, Donnetta	7-5	119:57	17.1	18-46	.391	0-5	.000	6-6	1.000	14	11	25	3.6	9	0	10	6	0	4	42	6.0		
32	MCGEE, Caitlin	13-0	201:26	15.5	28-44	.636	1-3	.333	12-22	.545	22	23	45	3.5	11	0	9	20	7	6	69	5.3		
5	COLLINS, Snudda	13-6	250:57	19.3	22-79	.278	15-54	.278	8-15	.533	4	13	17	1.3	20	0	4	5	5	10	67	5.2		
10	SALARY, Destiny	11-5	179:23	16.3	21-42	.500	3-8	.375	3-4	.750	10	18	28	2.5	17	0	14	7	2	9	48	4.4		
2	REID, Mimi	13-11	244:53	18.8	15-33	.455	4-16	.250	18-21	.857	2	7	9	0.7	17	0	55	26	1	12	52	4.0		
40	PUCKETT, Andeija	6-0	61:29	10.2	9-20	.450	0-2	.000	0-0	.000	4	3	7	1.2	8	0	1	4	1	1	18	3.0		
22	SORRENTINO, Aleah	6-0	41:23	6.9	7-11	.636	1-4	.250	3-4	.750	4	8	12	2.0	5	0	2	1	0	2	18	3.0		
23	BRACEY, Jacorriah	10-1	95:15	9.5	9-32	.281	1-7	.143	5-7	.714	4	13	17	1.7	7	0	7	8	0	5	24	2.4		
25	DOUGLAS, Tiya	9-1	76:37	8.5	4-19	.211	3-13	.231	0-0	.000	0	2	2	0.2	8	0	4	1	1	5	11	1.2		
11	KITCHENS, Iyanla	12-0	78:47	6.6	2-3	.667	0-0	.000	1-8	.125	6	8	14	1.2	15	0	1	6	1	2	5	0.4		
4	HARRIS-SMITH, Jaiyah	8-0	44:42	5.6	1-10	.100	0-3	.000	0-2	.000	2	4	6	0.8	5	0	4	3	0	2	2	0.3		
12	BERRY, Jordan	4-0	11:04	2.8	0-2	.000	0-2	.000	0-0	.000	1	2	3	0.8	1	0	0	1	0	0	0	0.0		
Team											30	27	57					3						
Total		13	2600		359-840	.427	45-172	.262	178-260	.685	210	331	541	41.6	230	4	227	188	46	141	941	72.4		
Opponents		13	2600		260-694	.375	47-156	.301	162-235	.689	135	307	442	34.0	229	2	145	258	23	90	729	56.1		

AWAY STATS

Game Records

Record	Overall	Home	Away	Neutral
ALL GAMES	7-2	0-0	7-2	0-0
CONFERENCE	4-2	0-0	4-2	0-0
NON-CONFERENCE	3-0	0-0	3-0	0-0

Score by Periods

Team	1st	2nd	3rd	4th	OT	TOT
Ole Miss	139	132	154	150	0	575
Opponents	128	105	138	131	0	502

Team Box Score

No.	Player				Total		3-Point		F-Throw		Rebounds													
		GP-GS	MIN	AVG	FG-FGA	FG%	3FG-3FGA	3FG%	FT-FTA	FT%	OFF	DEF	TOT	AVG	PF	DQ	A	TO	BLK	STL	PTS	AVG		
0	AUSTIN, Shakira	9-9	251:34	28.0	50-114	.439	1-2	.500	44-66	.667	18	58	76	8.4	26	1	12	25	19	15	145	16.1		
24	SCOTT, Madison	9-9	249:10	27.7	40-76	.526	0-0	.000	13-24	.542	26	36	62	6.9	24	2	13	24	12	14	93	10.3		
1	MONK, Lashonda	9-5	189:33	21.1	27-71	.380	1-4	.250	23-29	.793	6	9	15	1.7	23	0	20	13	0	22	78	8.7		
15	BAKER, Angel	9-3	197:59	22.0	29-75	.387	5-16	.313	6-9	.667	7	17	24	2.7	19	0	11	13	1	8	69	7.7		
5	COLLINS, Snudda	9-2	215:03	23.9	21-66	.318	12-42	.286	1-2	.500	4	11	15	1.7	11	0	3	5	2	7	55	6.1		
3	JOHNSON, Donnetta	8-5	134:51	16.9	19-46	.413	1-2	.500	2-2	1.000	4	16	20	2.5	7	0	5	6	1	4	41	5.1		
10	SALARY, Destiny	7-3	92:25	13.2	11-23	.478	1-3	.333	3-5	.600	8	10	18	2.6	11	0	5	5	0	7	26	3.7		
2	REID, Mimi	9-8	216:37	24.1	7-25	.280	3-8	.375	11-16	.688	2	14	16	1.8	18	0	25	13	0	9	28	3.1		
40	PUCKETT, Andeija	6-0	48:12	8.0	8-15	.533	0-0	.000	2-5	.400	5	9	14	2.3	5	0	4	2	2	2	18	3.0		
32	MCGEE, Caitlin	9-0	103:57	11.5	7-20	.350	0-1	.000	2-10	.200	15	12	27	3.0	6	0	3	7	3	2	16	1.8		
23	BRACEY, Jacorriah	6-0	22:12	3.7	2-7	.286	0-1	.000	0-0	.000	1	1	2	0.3	1	0	1	2	0	0	4	0.7		
11	KITCHENS, Iyanla	7-1	50:12	7.2	1-6	.167	0-0	.000	0-0	.000	6	4	10	1.4	13	1	1	4	0	1	2	0.3		
4	HARRIS-SMITH, Jaiyah	4-0	08:18	2.1	0-1	.000	0-0	.000	0-0	.000	0	1	1	0.3	0	0	2	2	0	1	0	0.0		
25	DOUGLAS, Tiya	5-0	18:12	3.6	0-1	.000	0-1	.000	0-0	.000	1	1	2	0.4	0	0	0	1	0	1	0	0.0		
12	BERRY, Jordan	1-0	00:11	0.2	0-0	.000	0-0	.000	0-0	.000	0	0	0	0.0	0	0	0	0	0	0	0	0.0		
22	SORRENTINO, Aleah	1-0	01:33	1.6	0-1	.000	0-0	.000	0-0	.000	0	0	0	0.0	1	0	0	0	0	0	0	0.0		
Team											18	15	33					5						
Total		9	1800		222-547	.406	24-80	.300	107-168	.637	121	214	335	37.2	165	4	105	127	40	93	575	63.9		
Opponents		9	1800		182-473	.385	21-98	.214	117-163	.718	91	225	316	35.1	151	4	77	171	26	56	502	55.8		

IN WINS

Game Records

Record	Overall	Home	Away	Neutral
ALL GAMES	19-0	9-0	7-0	3-0
CONFERENCE	7-0	3-0	4-0	0-0
NON-CONFERENCE	12-0	6-0	3-0	3-0

Score by Periods

Team	1st	2nd	3rd	4th	OT	TOT
Ole Miss	335	353	353	340	0	1381
Opponents	251	203	254	273	0	981

Team Box Score

No.	Player				Total		3-Point		F-Throw		Rebounds													
		GP-GS	MIN	AVG	FG-FGA	FG%	3FG-3FGA	3FG%	FT-FTA	FT%	OFF	DEF	TOT	AVG	PF	DQ	A	TO	BLK	STL	PTS	AVG		
0	AUSTIN, Shakira	19-19	467:11	24.6	101-209	.483	2-7	.286	72-105	.686	41	117	158	8.3	43	2	30	42	40	33	276	14.5		
24	SCOTT, Madison	19-19	468:60	24.7	82-154	.532	0-0	.000	50-71	.704	55	71	126	6.6	36	1	31	36	15	24	214	11.3		
15	BAKER, Angel	19-7	432:25	22.8	80-186	.430	18-52	.346	7-14	.500	22	38	60	3.2	32	0	30	27	3	21	185	9.7		
1	MONK, Lashonda	19-6	373:41	19.7	66-139	.475	3-11	.273	47-62	.758	10	29	39	2.1	35	0	67	26	0	39	182	9.6		
5	COLLINS, Snudda	19-8	386:49	20.4	45-131	.344	30-90	.333	8-12	.667	7	19	26	1.4	25	0	8	10	7	15	128	6.7		
3	JOHNSON, Donnetta	12-7	205:14	17.1	31-71	.437	2-5	.400	6-9	.667	17	19	36	3.0	11	0	14	12	2	7	70	5.8		
10	SALARY, Destiny	17-10	289:07	17.0	35-69	.507	4-12	.333	6-9	.667	18	27	45	2.6	28	0	24	12	2	17	80	4.7		
32	MCGEE, Caitlin	19-0	272:03	14.3	31-57	.544	0-1	.000	14-26	.538	36	36	72	3.8	16	0	10	26	9	7	76	4.0		
40	PUCKETT, Andeija	12-0	121:23	10.1	19-37	.514	0-1	.000	2-5	.400	9	13	22	1.8	14	0	5	6	3	3	40	3.3		
2	REID, Mimi	19-18	384:38	20.2	14-42	.333	7-18	.389	25-35	.714	3	17	20	1.1	34	1	73	31	0	18	60	3.2		
23	BRACEY, Jacorriah	13-0	97:12	7.5	12-38	.316	1-10	.100	7-9	.778	5	15	20	1.5	5	0	8	7	0	5	32	2.5		
22	SORRENTINO, Aleah	7-0	42:03	6.0	6-12	.500	1-4	.250	3-4	.750	4	8	12	1.7	6	0	2	1	0	2	16	2.3		
25	DOUGLAS, Tiya	12-1	81:59	6.8	4-19	.211	3-13	.231	0-0	.000	2	2	4	0.3	8	0	4	1	1	5	11	0.9		
11	KITCHENS, Iyanla	16-0	106:22	6.6	3-8	.375	0-0	.000	1-8	.125	11	11	22	1.4	25	1	2	11	0	3	7	0.4		
4	HARRIS-SMITH, Jaiyah	13-0	59:39	4.6	2-14	.143	0-4	.000	0-2	.000	2	5	7	0.5	5	0	9	5	0	4	4	0.3		
12	BERRY, Jordan	5-0	11:15	2.2	0-2	.000	0-2	.000	0-0	.000	1	2	3	0.6	1	0	0	1	0	0	0	0.0		
Team											46	38	84				8							
Total		19	3800		531-1188	.447	71-230	.309	248-371	.668	289	467	756	39.8	324	5	317	262	82	203	1381	72.7		
Opponents		19	3800		353-963	.367	59-225	.262	216-315	.686	182	415	597	31.4	330	4	173	396	41	119	981	51.6		

IN LOSSES

Game Records

Record	Overall	Home	Away	Neutral
ALL GAMES	0-6	0-4	0-2	0-0
CONFERENCE	0-5	0-3	0-2	0-0
NON-CONFERENCE	0-1	0-1	0-0	0-0

Score by Periods

Team	1st	2nd	3rd	4th	OT	TOT
Ole Miss	53	77	104	89	0	323
Opponents	104	100	112	85	0	401

Team Box Score

No.	Player				Total		3-Point		F-Throw		Rebounds													
		GP-GS	MIN	AVG	FG-FGA	FG%	3FG-3FGA	3FG%	FT-FTA	FT%	OFF	DEF	TOT	AVG	PF	DQ	A	TO	BLK	STL	PTS	AVG		
0	AUSTIN, Shakira	6-6	188:30	31.4	29-73	.397	1-4	.250	27-40	.675	14	43	57	9.5	15	0	7	19	6	2	86	14.3		
15	BAKER, Angel	6-0	132:37	22.1	29-66	.439	2-11	.182	3-4	.750	8	13	21	3.5	14	0	10	10	0	6	63	10.5		
24	SCOTT, Madison	6-6	164:12	27.4	19-45	.422	0-1	.000	11-19	.579	18	26	44	7.3	24	3	3	14	6	13	49	8.2		
1	MONK, Lashonda	6-5	145:02	24.2	15-60	.250	1-4	.250	8-9	.889	8	9	17	2.8	19	1	11	17	0	14	39	6.5		
2	REID, Mimi	6-4	129:51	21.6	9-20	.450	1-9	.111	11-12	.917	1	6	7	1.2	9	0	13	11	1	5	30	5.0		
3	JOHNSON, Donnetta	5-4	82:26	16.5	10-31	.323	0-3	.000	3-3	1.000	4	10	14	2.8	6	0	2	2	1	2	23	4.6		
32	MCGEE, Caitlin	6-0	78:00	13.0	6-13	.462	1-3	.333	3-10	.300	6	8	14	2.3	3	0	3	5	3	2	16	2.7		
22	SORRENTINO, Aleah	1-0	02:18	2.3	1-1	1.000	0-0	.000	0-0	.000	1	0	1	1.0	1	0	0	0	0	0	2	2.0		
5	COLLINS, Snudda	6-3	133:52	22.3	3-31	.097	1-19	.053	4-8	.500	1	6	7	1.2	11	0	1	3	2	3	11	1.8		
10	SALARY, Destiny	4-0	45:16	11.3	2-7	.286	0-0	.000	0-0	.000	1	6	7	1.8	5	0	1	2	0	1	4	1.0		
40	PUCKETT, Andeija	2-0	11:07	5.6	0-3	.000	0-1	.000	0-0	.000	2	2	4	2.0	1	0	0	0	0	0	0	0.0		
23	BRACEY, Jacorriah	5-1	36:16	7.3	0-7	.000	0-0	.000	0-0	.000	1	1	2	0.4	3	0	1	3	0	1	0	0.0		
25	DOUGLAS, Tiya	3-0	24:05	8.0	0-4	.000	0-3	.000	0-0	.000	0	1	1	0.3	1	0	0	1	0	2	0	0.0		
11	KITCHENS, Iyanla	5-1	26:26	5.3	0-1	.000	0-0	.000	0-0	.000	2	1	3	0.6	5	0	0	0	1	0	0	0.0		
Team											7	9	16				1							
Total		6	1200		123-362	.340	7-58	.121	70-105	.667	74	141	215	35.8	117	4	52	88	20	51	323	53.8		
Opponents		6	1200		145-337	.430	24-70	.343	87-126	.690	68	180	248	41.3	90	2	74	89	12	45	401	66.8		

TEAM GAME-BY-GAME

Opponent	Date	Score		Total		3-Pointers		Free throws		Rebounds				PF	A	TO	BLK	STL	PTS	AVG
				FG-FGA	PCT	3FG-3FGA	PCT	FT-FTA	PCT	OFF	DEF	TOT	AVG							
Belmont	11/11/2021	50-62	L	19-59	.322	0-5	.000	12-13	.923	12	25	37	37.0	19	8	17	2	10	50	50.0
Mississippi Val.	11/14/2021	94-44	W	35-61	.574	8-18	.444	16-26	.615	14	27	41	39.0	16	24	17	5	14	94	72.0
Lamar University	11/16/2021	71-37	W	29-58	.500	0-10	.000	13-18	.722	16	28	44	40.7	18	24	12	4	9	71	71.7
Louisiana Tech	11/19/2021	62-44	W	25-64	.391	5-16	.313	7-13	.538	19	31	50	43.0	19	20	15	4	11	62	69.3
Jackson St.	11/23/2021	79-66	W	28-70	.400	4-12	.333	19-26	.731	23	25	48	44.0	17	17	16	5	10	79	71.2
vs San Diego St.	11/26/2021	62-48	W	20-49	.408	3-13	.231	19-22	.864	8	24	32	42.0	14	12	14	7	8	62	69.7
at California	11/27/2021	64-45	W	24-70	.343	5-11	.455	11-16	.688	17	31	48	42.9	24	7	13	3	10	64	68.9
New Orleans	12/01/2021	92-47	W	31-64	.484	7-20	.350	23-32	.719	14	33	47	43.4	16	24	17	3	15	92	71.8
at Cincinnati	12/05/2021	75-63	W	29-54	.537	2-6	.333	15-26	.577	11	19	30	41.9	17	19	17	8	13	75	72.1
at Hofstra	12/11/2021	59-37	W	22-49	.449	2-6	.333	13-20	.650	12	22	34	41.1	15	13	19	10	15	59	70.8
Samford	12/17/2021	73-48	W	29-69	.420	3-14	.214	12-15	.800	23	23	46	41.5	13	21	15	1	17	73	71.0
vs Texas Tech	12/20/2021	65-50	W	29-63	.460	3-13	.231	4-8	.500	13	20	33	40.8	17	15	12	5	7	65	70.5
vs South Fla.	12/21/2021	61-53	W	24-51	.471	3-10	.300	10-18	.556	11	19	30	40.0	15	10	9	4	5	61	69.8
at Florida	01/06/2022	74-56	W	27-65	.415	0-4	.000	20-33	.606	13	28	41	40.1	13	7	13	3	18	74	70.1
Tennessee	01/09/2022	58-70	L	20-59	.339	2-18	.111	16-20	.800	12	16	28	39.3	19	10	13	2	11	58	69.3
Alabama	01/13/2022	86-56	W	32-67	.478	6-18	.333	16-22	.727	16	23	39	39.3	23	20	12	8	7	86	70.3
Mississippi St.	01/16/2022	86-71	W	37-71	.521	3-5	.600	9-15	.600	18	25	43	39.5	12	21	15	1	8	86	71.2
at Texas A&M	01/20/2022	80-63	W	33-68	.485	6-16	.375	8-15	.533	14	23	37	39.3	17	22	6	5	7	80	71.7
at Kentucky	01/23/2022	63-54	W	25-65	.385	4-9	.444	9-12	.750	12	22	34	39.1	21	15	13	2	7	63	71.3
at South Carolina	01/27/2022	40-69	L	16-58	.276	1-2	.500	7-13	.538	9	24	33	38.8	24	5	13	5	5	40	69.7
Georgia	01/30/2022	52-62	L	20-64	.313	1-10	.100	11-22	.500	15	23	38	38.7	14	7	14	2	15	52	68.9
at Missouri	02/03/2022	61-45	W	24-61	.393	3-15	.200	10-13	.769	16	22	38	38.7	16	8	14	1	12	61	68.5
LSU	02/07/2022	64-68	L	26-65	.400	2-12	.167	10-17	.588	9	30	39	38.7	23	13	12	6	4	64	68.3
at Mississippi St.	02/13/2022	59-70	L	22-57	.386	1-11	.091	14-20	.700	17	23	40	38.8	18	9	19	3	6	59	67.9
Texas A&M	02/17/2022	74-54	W	28-69	.406	4-14	.286	14-21	.667	19	22	41	38.8	21	18	13	3	10	74	68.2
Total		1704		654-1550	.422	78-288	.271	318-476	.668	363	608	971	38.8	441	369	350	102	254	1704	68.2
Opponents		1382		498-1300	.383	83-295	.281	303-441	.687	250	595	845	33.8	420	247	485	53	164	1382	55.3

Ole Miss Averages

Games Played	Points/game	FG Pct	3FG Pct	FT Pct	Rebounds/game	Assists/game	Turnovers/game	Assist/Turnover ratio	Steals/game	Blocks/game
25	68.2	42.2	27.1	66.8	38.8	14.8	14.0	1.1	10.2	4.1

SEASON/CAREER STATS

Summary

Player	Season Statistics										Career Statistics									
	GP-GS	MIN/G	FG%	3FG%	FT%	R/G	A/G	STL	BLK	PTS/G	GP-GS	MIN/G	FG%	3FG%	FT%	R/G	A/G	STL	BLK	PTS/G
AUSTIN, Shakira	25-25	26.2	.461	.273	.683	8.6	1.5	35	46	14.5	52-51	27.6	.494	.214	.723	8.8	1.4	78	94	16.6
BAKER, Angel	25-7	22.6	.433	.317	.556	3.2	1.6	27	3	9.9	25-7	22.6	.433	.317	.556	3.2	1.6	27	3	9.9
BERRY, Jordan	5-0	2.2	.000	.000	.000	0.6	0.0	0	0	0.0	12-0	4.6	.000	.000	.000	0.7	0.3	2	0	0.0
BRACEY, Jacorriah	18-1	7.4	.267	.100	.778	1.2	0.5	6	0	1.8	42-1	10.0	.312	.270	.710	1.4	0.4	16	0	2.6
COLLINS, Snudda	25-11	20.8	.296	.284	.600	1.3	0.4	18	9	5.6	52-26	21.7	.314	.332	.600	1.8	0.4	37	19	6.1
DOUGLAS, Tiya	15-1	7.1	.174	.188	.000	0.3	0.3	7	1	0.7	41-6	11.6	.330	.274	.000	0.9	0.3	21	2	2.1
HARRIS-SMITH, Jaiyah	13-0	4.6	.143	.000	.000	0.5	0.7	4	0	0.3	13-0	4.6	.143	.000	.000	0.5	0.7	4	0	0.3
JOHNSON, Donnetta	17-11	16.9	.402	.250	.750	2.9	0.9	9	3	5.5	44-38	23.4	.384	.208	.759	3.9	1.7	48	8	9.5
KITCHENS, Iyanla	21-1	6.3	.333	.000	.125	1.2	0.1	3	1	0.3	102-32	12.1	.493	.000	.584	2.2	0.1	28	18	1.8
MCGEE, Caitlin	25-0	14.0	.529	.250	.472	3.4	0.5	9	12	3.7	49-0	13.3	.489	.286	.525	3.4	0.5	14	21	3.4
MONK, Lashonda	25-11	20.7	.407	.267	.775	2.2	3.1	53	0	8.8	25-11	20.7	.407	.267	.775	2.2	3.1	53	0	8.8
PUCKETT, Andeija	14-0	9.5	.475	.000	.400	1.9	0.4	3	3	2.9	14-0	9.5	.475	.000	.400	1.9	0.4	3	3	2.9
REID, Mimi	25-22	20.6	.371	.296	.766	1.1	3.4	23	1	3.6	111-93	27.2	.382	.317	.689	2.4	4.1	116	7	5.4
SALARY, Destiny	21-10	15.9	.487	.333	.667	2.5	1.2	18	2	4.0	21-10	15.9	.487	.333	.667	2.5	1.2	18	2	4.0
SCOTT, Madison	25-25	25.3	.508	.000	.678	6.8	1.4	37	21	10.5	49-45	24.9	.521	.000	.676	7.0	1.2	58	44	10.1
SORRENTINO, Aleah	8-0	5.5	.538	.250	.750	1.6	0.3	2	0	2.3	8-0	5.5	.538	.250	.750	1.6	0.3	2	0	2.3

Scoring

Player	Season Statistics									Career Statistics								
	FG-FGA	FG%	3FG-3FGA	3FG%	FT-FTA	FT%	PTS	PTS/G		FG-FGA	FG%	3FG-3FGA	3FG%	FT-FTA	FT%	PTS	PTS/G	
AUSTIN, Shakira	130-282	.461	3-11	.273	99-145	.683	362	14.5		317-642	.494	6-28	.214	225-311	.723	865	16.6	
BAKER, Angel	109-252	.433	20-63	.317	10-18	.556	248	9.9		109-252	.433	20-63	.317	10-18	.556	248	9.9	
BERRY, Jordan	0-2	.000	0-2	.000	0-0	.000	0	0.0		0-10	.000	0-8	.000	0-0	.000	0	0.0	
BRACEY, Jacorriah	12-45	.267	1-10	.100	7-9	.778	32	1.8		39-125	.312	10-37	.270	22-31	.710	110	2.6	
COLLINS, Snudda	48-162	.296	31-109	.284	12-20	.600	139	5.6		110-350	.314	74-223	.332	24-40	.600	318	6.1	
DOUGLAS, Tiya	4-23	.174	3-16	.188	0-0	.000	11	0.7		34-103	.330	17-62	.274	0-4	.000	85	2.1	
HARRIS-SMITH, Jaiyah	2-14	.143	0-4	.000	0-2	.000	4	0.3		2-14	.143	0-4	.000	0-2	.000	4	0.3	
JOHNSON, Donnetta	41-102	.402	2-8	.250	9-12	.750	93	5.5		173-451	.384	11-53	.208	60-79	.759	417	9.5	
KITCHENS, Iyanla	3-9	.333	0-0	.000	1-8	.125	7	0.3		71-144	.493	0-1	.000	45-77	.584	187	1.8	
MCGEE, Caitlin	37-70	.529	1-4	.250	17-36	.472	92	3.7		65-133	.489	4-14	.286	31-59	.525	165	3.4	
MONK, Lashonda	81-199	.407	4-15	.267	55-71	.775	221	8.8		81-199	.407	4-15	.267	55-71	.775	221	8.8	
PUCKETT, Andeija	19-40	.475	0-2	.000	2-5	.400	40	2.9		19-40	.475	0-2	.000	2-5	.400	40	2.9	
REID, Mimi	23-62	.371	8-27	.296	36-47	.766	90	3.6		183-479	.382	44-139	.317	193-280	.689	603	5.4	
SALARY, Destiny	37-76	.487	4-12	.333	6-9	.667	84	4.0		37-76	.487	4-12	.333	6-9	.667	84	4.0	
SCOTT, Madison	101-199	.508	0-1	.000	61-90	.678	263	10.5		183-351	.521	0-1	.000	127-188	.676	493	10.1	
SORRENTINO, Aleah	7-13	.538	1-4	.250	3-4	.750	18	2.3		7-13	.538	1-4	.250	3-4	.750	18	2.3	

Player	Season Statistics									Career Statistics								
	O-REB	D-REB	TOTAL	PF	FO	A	TO	A/TO		O-REB	D-REB	TOTAL	PF	FO	A	TO	A/TO	
AUSTIN, Shakira	55	160	215	58	2	37	61	0.6		115	345	460	119	3	72	153	0.5	
BAKER, Angel	30	51	81	46	0	40	37	1.1		30	51	81	46	0	40	37	1.1	
BERRY, Jordan	1	2	3	1	0	0	1	0.0		2	6	8	3	0	4	5	0.8	
BRACEY, Jacorriah	6	16	22	8	0	9	10	0.9		17	40	57	35	0	18	32	0.6	
COLLINS, Snudda	8	25	33	36	0	9	13	0.7		20	76	96	94	0	21	32	0.7	
DOUGLAS, Tiya	2	3	5	9	0	4	2	2.0		24	12	36	41	0	11	14	0.8	
HARRIS-SMITH, Jaiyah	2	5	7	5	0	9	5	1.8		2	5	7	5	0	9	5	1.8	
JOHNSON, Donnetta	21	29	50	17	0	16	14	1.1		46	127	173	80	2	73	82	0.9	
KITCHENS, Iyanla	13	12	25	30	1	2	11	0.2		96	129	225	232	7	15	96	0.2	
MCGEE, Caitlin	42	44	86	19	0	13	31	0.4		72	95	167	51	0	25	51	0.5	
MONK, Lashonda	18	38	56	54	1	78	43	1.8		18	38	56	54	1	78	43	1.8	
PUCKETT, Andeija	11	15	26	15	0	5	6	0.8		11	15	26	15	0	5	6	0.8	
REID, Mimi	4	23	27	43	1	86	42	2.0		46	217	263	235	7	457	282	1.6	
SALARY, Destiny	19	33	52	33	0	25	14	1.8		19	33	52	33	0	25	14	1.8	
SCOTT, Madison	73	97	170	60	4	34	50	0.7		138	203	341	121	4	59	83	0.7	
SORRENTINO, Aleah	5	8	13	7	0	2	1	2.0		5	8	13	7	0	2	1	2.0	

THE LAST TIME

AN OLE MISS TEAM...

Scored 100+ points at home 104, vs. Alcorn State (Dec. 8, 2020)
 Scored 100+ points on the road 110, vs. Delaware State (Nov. 18, 2017, Neutral)
 Scored 100+ points and lost Never Happened
 Scored 110+ points 110, vs. Delaware State (Nov. 18, 2017, Neutral)
 Won an overtime game 69-66, vs. Georgia Southern (Dec. 16, 2019)
 Lost an overtime game 75-66, at LSU (Jan. 31, 2021)
 Won a double overtime game 78-75, vs. Florida (Jan. 7, 2018)
 Lost a double overtime game 64-57, at Hawai'i (Nov. 27, 2010)
 Played a triple overtime game W, 102-101 (3OT) at LSU (Feb. 7, 2010)
 Played a four-overtime game L, 81-86 vs. Arkansas State (Dec. 7, 2001)
 Won an NCAA Tournament game 90-82, vs. Oklahoma (Mar. 25, 2007)
 Won a WNIT game 60-50, vs. UNI (Mar. 26, 2021)
 Won an SEC Tournament game 69-60, at #13 Arkansas (Dec. 4, 2021)
 Made 40+ field goals 40, vs. Alcorn State (Dec. 8, 2020)
 Made 50+ field goals 51, vs. Missouri-St. Louis (Jan. 10, 1983)
 Made 10+ three-point field goals 12, at Tennessee (Feb. 27, 2020)
 Had 20+ rebound margin 20, vs. Mississippi State (Jan. 16, 2022)
 Had 25+ rebound margin 34, vs. Savannah State (Dec. 8, 2018)
 Had 30+ rebound margin 34, vs. Savannah State (Dec. 8, 2018)
 Had 50+ rebounds 50, vs. LA Tech (Nov. 19, 2021)
 Had 60+ rebounds 62, vs. Savannah State (Dec. 8, 2018)
 Had 70+ rebounds 70, vs. Mississippi University for Women (Jan. 26, 1979)
 Had three players with 10+ rebounds Robertson (10), Lewis (10), Thomas (10) at Sam Houston State (Nov. 17, 2009)
 Attempted 30+ free throws 33, at Florida (Jan. 6, 2022)
 Attempted 35+ free throws 42, vs. Jackson State (Dec. 15, 2020)
 Attempted 40+ free throws 42, vs. Jackson State (Dec. 15, 2020)
 Attempted 45+ free throws 46, at Rice (Nov. 17, 2006)
 Attempted 50+ free throws 50, vs. Mississippi University for Women (Jan. 24, 1976)
 Made 25+ free throws 25, vs. Tulane (March 20, 2021)
 Made 30+ free throws 34, at UAB (Nov. 12, 2006)
 Made 35+ free throws 36, vs. Mississippi University for Women (Jan. 24, 1976)
 Had 25+ assists 26, vs. vs. Alcorn State (Dec. 8, 2020)
 Had 30+ assists 31, vs. Winston-Salem State (Dec. 20, 2009)
 Had 35+ assists 35, vs. Mississippi State (Feb. 16, 1985)
 Had 25+ turnovers 28, at LSU (Jan. 31, 2021)
 Had 35+ turnovers 36, at No. 6 Kentucky (Feb. 2, 2012)
 Forced 25+ turnovers 25, at Florida (Jan. 6, 2022)
 Forced 30+ turnovers 30, vs. Sam Houston State (Nov. 26, 2019)
 Forced 35+ turnovers 40, vs. Mississippi Valley State (Dec. 28, 2016)
 Forced 45+ turnovers 46, vs. Mississippi Valley State (Nov. 16, 2014)
 Had 15+ steals 15, vs. #15 Georgia (Jan. 30, 2022)
 Had 20+ steals 24, vs. Mississippi Valley (Dec. 28, 2016)
 Had 25+ steals 25, vs. Alabama (Mar. 1, 2007)
 Blocked 5+ shots 6, vs. #14 LSU (Feb. 7, 2022)
 Blocked 10+ shots 10, at Hofstra (Dec. 11, 2021)
 Scored 50 points or less 50, vs. Belmont (Nov. 11, 2021)
 Scored 40 points or less 40, at #1 South Carolina (Jan. 27, 2022)
 Scored 50 or fewer and won 48-43, vs. Florida (Feb. 28, 2018)
 Beat a ranked team 63-53, at #23 Kentucky (Jan. 23, 2022)
 Beat a ranked team on the road 63-53, at #23 Kentucky (Jan. 23, 2022)
 Kept every player on a team out of double figures vs. Mississippi Valley (Dec. 28, 2016)
 Had all five starters score in double figures vs. Louisiana (Dec. 12, 2018)
 Had five+ players score in double figures 5, at Texas A&M (Jan. 20, 2022)
 Had no players score in double figures vs. No. 6 Tennessee (Feb. 12, 2015)
 Overcame a 10-point+ halftime deficit to win 12, vs. Middle Tennessee (Nov. 29, 2017)
 Overcame a 15-point+ halftime deficit to win 16, vs. Vanderbilt (Jan. 2, 2011)

AN OLE MISS PLAYER...

Scored 20+ points 21, Angel Baker & 20, Shakira Austin at Mississippi State (Feb. 13, 2022)
 Scored 30+ points 30, Deja Cage vs. Louisiana Tech (Nov. 23, 2019)
 Scored 40+ points 42, Bianca Thomas vs. LSU (Jan. 17, 2010)
 Attempted 15+ field goals 17, Lashonda Monk vs. #14 LSU (Feb. 7, 2022)
 Attempted 20+ field goals 25, Shakira Austin vs. Rice (Mar. 28, 2021)
 Attempted 25+ field goals 25, Shakira Austin vs. Rice (Mar. 28, 2021)
 Recorded a double-double Madison Scott (23 points, 14 rebounds) vs. Texas A&M (Feb. 17, 2022)
 Recorded a triple-double Kayla Melson, 11 pts., 11 rbs. & 11 ast. vs. SE La. (Nov. 13, 2009)
 Had 10+ assists 10, Mimi Reid, vs. LSU (Jan. 4, 2021)
 Had 15+ assists 15, Kim Bullard vs. Middle Tennessee (Dec. 21, 1985)
 Had 5+ blocks 7, Shakira Austin vs. Alabama (Jan. 13, 2022)
 Had 8+ blocks 8, Dominique Banks vs. Georgia Southern (Dec. 16, 2019)
 Had 10+ blocks 10, Promise Taylor at #14 Texas A&M (Feb. 8, 2018)
 Had 5+ steals 7, Lashonda Monk at Missouri (Feb. 3, 2022)

Had 8+ steals 8, Valerie Nesbitt vs. Louisiana Tech (Nov. 23, 2019)
 Had 10+ steals 12, Armentie Price vs. Illinois (Dec. 2, 2006)
 Had 15+ rebounds 15, Madison Scott vs. #14 LSU (Feb. 7, 2022)
 Had 20+ rebounds 20, Armentie Price at Mississippi State (Jan. 26, 2006)
 Made 10+ field goals 10, Angel Baker at Mississippi State (Feb. 13, 2022)
 Made 15+ field goals 17, Jennifer Gillom vs. Memphis (Dec. 10, 1985)
 Made 10+ free throws 10, Shakira Austin at Florida (Jan. 6, 2022)
 Made 15+ free throws 15, Tia Faleru at Kentucky (Feb. 13, 2014)
 Attempted 10+ free throws 10, Shakira Austin, at Mississippi State (Feb. 13, 2022)
 Attempted 15+ free throws 15, Shakira Austin at Florida (Jan. 6, 2022)
 Attempted 20+ free throws 23, Tia Faleru at Kentucky (Feb. 13, 2014)
 Made 25 straight free throws 47, Crystal Allen, 2018-19 season
 Made 45 straight free throws 47, Crystal Allen, 2018-19 season
 Made 5+ three-pointers 5, Snudda Collins, vs. McNeese State (Nov. 30, 2020)
 Made 8+ three-pointers 9, Crystal Allen vs. North Florida (Dec. 28, 2018)
 Made 10+ three-pointers 10, Torri Lewis vs. New Orleans (Dec. 14, 2015)
 Attempted 10+ three-pointers 12, Deja Cage vs. #9 MSU (March 1, 2020)
 Attempted 15+ three-pointers 16, Crystal Allen at Vanderbilt (Jan. 24, 2019)
 Had 10+ offensive rebounds 11, Tia Faleru vs. Southern (Nov. 20, 2014)
 Had 10+ defensive rebounds 13, Shakira Austin at #13 Arkansas (March 4, 2021)
 Had 20+ points and 20+ rebounds Armentie Price, 22 points & 20 rebounds at Miss. State (Jan. 26, 2006)
 Had a double-double in two straight games Shakira Austin vs. LA Tech, (Nov. 19, 2021), Jackson State (Nov. 23, 2021)
 Had a double-double in three straight games Shakira Austin vs. Lamar (Nov. 16, 2021) LA Tech, (Nov. 19, 2021) Jackson State (Nov. 23, 2021)
 Had a double-double in four straight games Shakira Austin vs. #5 Texas A&M (Feb. 21, 2021), at #18 Arkansas (Feb. 19, 2021)
 at Alabama (Feb. 11, 2021), and vs. #14 Kentucky (Feb. 4, 2021)
 Had a double-double in five straight games Shakira Austin vs. #5 Texas A&M (Feb. 21, 2021), at #18 Arkansas (Feb. 19, 2021)
 at Alabama (Feb. 11, 2021), vs. #14 Kentucky (Feb. 4, 2021), and at LSU (Jan. 31, 2021)
 Had a double-double in seven straight games Armentie Price, Jan. 14-Feb. 8, 2007
 Had 10+ double-doubles in a season 13, Shakira Austin, 2020-21 season
 Shot 100% from the floor (min. 5) Madison Scott (8-of-8) at Cincinnati (Dec. 5, 2021)
 Played 40 minutes Mimi Reid (40) vs. LSU (Jan. 4, 2021)
 Played more than 40 minutes Alston (49), Muhammad (41) vs. Florida (Jan. 7, 2018)
 Fouled out Shakira Austin vs. Texas A&M (Feb. 17, 2022)

AN OLE MISS OPPONENT...

Scored 100+ points 108, (Feb. 16, 2020 vs. #23 Arkansas)
 Scored 100+ points in Oxford 108, (Feb. 16, 2020 vs. #23 Arkansas)
 Made 40+ field goals 42, (Jan. 16, 2003 at Georgia)
 Made 10+ three-pointers 11, (Feb. 20, 2020 vs. #14 Kentucky)
 Had 50+ rebounds 50, (Feb. 7, 2022 vs. #14 LSU)
 Had 60+ rebounds 62, (Jan. 10, 2016 vs. Florida)
 Had 20+ rebounding margin 23, (Jan. 30, 2020, vs. #1 South Carolina)
 Had 25+ rebounding margin 33, (Jan. 9, 2020 vs. #23 Tennessee)
 Attempted 35+ free throws 41, (Jan. 31, 2021 at LSU)
 Made 30+ free throws 34, (Feb. 19, 2017 at Vanderbilt)
 Had 25+ turnovers 25, (Jan. 6, 2022 at Florida)
 Had 20+ steals 22, (Jan. 29, 2015 at LSU)
 Had 30+ assists 33, (Jan. 16, 2003 at Georgia)
 Scored 50 points or less 45, (Feb. 3, 2022 at Missouri)
 Scored 40 points or less 37, (Dec. 11, 2021, at Hofstra)

AN OLE MISS OPPONENT'S PLAYER...

Scored 20+ points 21, Anastasia Hayes & 20, Jerkalia Jordan at Mississippi State (Feb. 13, 2022)
 Scored 30+ points 33, Rennia Davis at #14 Tennessee (March 5, 2021)
 Scored 40+ points 43, Nina Davis (Dec. 7, 2014 vs Baylor)
 Attempted 15+ field goals 19, Faustine Aifuwa, vs. #14 LSU (Feb. 7, 2022)
 Attempted 25+ field goals 25, Jerkalia Jordan vs. Tulane (March 20, 2021)
 Made 10+ field goals 11, LaDazhia Williams at Missouri (Feb. 3, 2022)
 Made 8+ three-pointers 8, Chelsie Wiley (Dec. 20, 2008 at UCF)
 Made 10+ free throws 12, Aliyah Boston at #1 South Carolina (Jan. 27, 2022)
 Had 15+ rebounds 16, Rhyné Howard at #17 Kentucky (Feb. 28, 2021)
 Had 20+ rebounds 23, Martha Alwal (Feb. 24, 2014 at Mississippi State)
 Had 10+ assists 10, Khayla Pointer vs. #14 LSU (Feb. 7, 2022)
 Had 8+ steals 8, Maurita Reid (Dec. 15, 2007 at Miami)
 Had 5+ blocks 7, Nancy Mulkey, 5, vs. Rice (Mar. 28, 2021)
 Had a double-double Faustine Aifuwa (20 pts., 14 reb.) vs. #14 LSU (Feb. 7, 2022)
 Had a triple-double Khayla Pointer, 16 points, 11 rebounds, 11 assists (Feb. 7, 2022, vs. #14 LSU)

GAME HIGHS/LOWS

OLE MISS SEASON HIGHS

Category	Stat	Game
Points	94	vs. MVSU (11-14-21)
Field Goals Made	37	vs. Mississippi State (01-16-22)
Field Goal Attempts	71	vs. Mississippi State (01-16-22)
Field Goal Percentage	.574 (35-61)	vs. MVSU (11-14-21)
3 Pt Field Goals Made	8	vs. MVSU (11-14-21)
3 Pt Fg Attempts	20	vs. New Orleans (12-1-21)
3 Pt Fg Percentage	.600 (3-5)	vs. Mississippi State (01-16-22)
Free Throws Made	23	vs. New Orleans (12-1-21)
Free Throw Attempts	33	at Florida (01-06-22)
Free Throw Percentage	.923 (12-13)	vs. Belmont (11-11-21)
Rebounds	50	vs. LA Tech (11-19-21)
Assists	24	3x, last vs. New Orleans (12-1-21)
Steals	18	at Florida (01-06-22)
Blocked Shots	10	at Hofstra (12-11-21)
Turnovers	19	2x, last at Mississippi State (02-13-22)
Fouls	24	2x, last at #1 South Carolina (01-27-22)

OLE MISS SEASON LOWS

Category	Stat	Game
Points	40	at #1 South Carolina (01-27-22)
Field Goals Made	16	at #1 South Carolina (01-27-22)
Field Goal Attempts	49	2x, last at Hofstra (12-11-21)
Field Goal Percentage	.276 (16-58)	at #1 South Carolina (01-27-22)
3 Pt Field Goals Made	0	3x, last at Florida (01-06-22)
3 Pt Fg Attempts	2	at #1 South Carolina (01-27-22)
3 Pt Fg Percentage	.000	3x, last at Florida (01-06-22)
Free Throws Made	4	vs. Texas Tech (12-20-21)
Free Throw Attempts	8	vs. Texas Tech (12-20-21)
Free Throw Percentage	.500 (11-22)	2x, last vs. #15 Georgia (01-30-22)
Rebounds	28	vs. #7 Tennessee (01-09-22)
Assists	5	at #1 South Carolina (01-27-22)
Steals	4	vs. #14 LSU (02-07-22)
Blocked Shots	1	2x, last vs. Mississippi State (01-16-22)
Turnovers	6	at Texas A&M (01-20-22)
Fouls	12	vs. Mississippi State (01-16-22)

OPPONENT SEASON HIGHS

Category	Stat	Game
Points	71	vs. Mississippi State (01-16-22)
Field Goals Made	28	vs. Mississippi State (01-16-22)
Field Goal Attempts	69	vs. Jackson St. (11-23-21)
Field Goal Percentage	.491 (26-53)	at Mississippi State (02-13-22)
3 Pt Field Goals Made	8	vs. Belmont (11-11-21)
3 Pt Fg Attempts	23	vs. Belmont (11-11-21)
3 Pt Fg Percentage	.500 (7-14)	2x, last at Mississippi State (02-13-22)
Free Throws Made	24	at #1 South Carolina (01-27-22)
Free Throw Attempts	30	at #1 South Carolina (01-27-22)
Free Throw Percentage	.909 (10-11)	vs. Mississippi State (01-16-22)
Rebounds	50	vs. #14 LSU (02-07-22)
Assists	17	vs. Belmont (11-11-21)
Steals	10	3x, last at Hofstra (12-11-21)
Blocked Shots	6	at #1 South Carolina (01-27-22)
Turnovers	26	at Hofstra (12-11-21)
Fouls	23	2x, last at Cincinnati (12-5-21)

OPPONENT SEASON LOWS

Category	Stat	Game
Points	37	2x, last at Hofstra (12-11-21)
Field Goals Made	11	vs. LA Tech (11-19-21)
Field Goal Attempts	44	vs. Lamar (11-16-21)
Field Goal Percentage	.232 (13-56)	at Cal (11-27-21)
3 Pt Field Goals Made	0	3x, last at Missouri (02-03-22)
3 Pt Fg Attempts	2	vs. #14 LSU (02-07-22)
3 Pt Fg Percentage	.000 (0-6)	3x, last at Missouri (02-03-22)
Free Throws Made	2	vs. SDSU (11-26-21)
Free Throw Attempts	6	vs. Samford (12-17-21)
Free Throw Percentage	.200 (2-10)	vs. SDSU (11-26-21)
Rebounds	24	vs. Lamar (11-16-21)
Assists	6	2x, last at #23 Kentucky (01-23-22)
Steals	2	at Cal (11-27-21)
Blocked Shots	0	4x, last at Florida (01-06-22)
Turnovers	9	at #1 South Carolina (01-27-22)
Fouls	10	at #1 South Carolina (01-27-22)

OLE MISS INDIVIDUAL HIGHS

Category	Stat	Game
Points	26	Shakira Austin vs. #7 Tennessee (01-09-22)
Field Goals Made	11	Angel Baker vs. Texas Tech (12-20-21)
Field Goal Att.	18	2x, last Shakira Austin at #23 Kentucky (01-23-22)
Fg Pct (Min 5 Made)	1.000 (8-8)	Madison Scott at Cincinnati (12-5-21)
3-Point Fg Made	4	4x, last Snudda Collins at #23 Kentucky (01-23-22)
3-Point Fg Att.	9	Snudda Collins at #23 Kentucky (01-23-22)
3-Pt Fg Pct (2 Made)	1.000 (2-2)	2x, last Shakira Austin vs. Mississippi State (01-16-22)
Free Throws Made	10	3x, last Shakira Austin at Mississippi State (02-13-22)
Free Throw Att.	15	Shakira Austin at Florida (01-06-22)
Ft Pct (Min 3 Made)	1.000 (4-4)	6x, last Shakira Austin vs. Texas A&M (02-17-22)
Rebounds	15	Madison Scott vs. #14 LSU (02-07-22)
Assists	9	2x, last Lashonda Monk vs. New Orleans (12-1-21)
Steals	7	Lashonda Monk at Missouri (02-03-22)
Blocked Shots	7	Shakira Austin vs. Alabama (1-13-21)
Turnovers	6	2x, last Mimi Reid vs. Mississippi State (01-16-22)
Fouls	5	9x, last Shakira Austin vs. Texas A&M (02-17-22)
Minutes	36	Shakira Austin at Mississippi State (02-13-22)

OPPONENT INDIVIDUAL HIGHS

Category	Stat	Game
Points	26	Andrea Cournoyer vs. Samford (12-17-21)
Field Goals Made	11	LaDazhia Williams at Missouri (02-03-22)
Field Goal Att.	23	Rhyn Howard at #23 Kentucky (01-23-22)
Fg Pct (Min 5 Made)	.714 (10-14)	Jenna Staiti vs. #15 Georgia (01-30-22)
3-Point Fg Made	4	2x, last Sydni Harvey vs. South Florida (12-21-20)
3-Point Fg Att.	10	Jayda Curry at Cal (11-27-21)
3-Pt Fg Pct (2 Made)	1.000 (2-2)	5x, last at Mississippi State (02-13-22)
Free Throws Made	12	Aliyah Boston at #1 South Carolina (01-27-22)
Free Throw Att.	14	Keiunna Walker vs. LA Tech (11-19-21)
Ft Pct (Min 3 Made)	1.000 (7-7)	Jariyah Covington vs. Jackson St (11-23-21)
Rebounds	14	Faustine Aifuwa vs. #14 LSU (02-07-22)
Assists	10	Khayla Pointer vs. #14 LSU (02-07-22)
Steals	5	Aislynn Hayes vs. Mississippi State (01-16-22)
Blocked Shots	3	Rhyn Howard at #23 Kentucky (01-23-22)
Turnovers	8	Mikayla Etienne vs. MVSU (11-14-21)
Fouls	5	4x, last Charlotte Kohl at Mississippi State (02-13-22)
Minutes	40	3 players vs. #14 LSU (02-07-22)

GAME 1 • vs. BELMONT

Belmont - 62		Record: 2-0																
NO. Name		FG		3P		FT		Rebounds		Fouls		TP	AS	TO	ST	Blocks		+/-
		M	A	M	A	M	A	OR	DR	TT	PF					FD	BS	
3 Madison Bartley	F 13:57	3-7	0-1	0-0	2	2	4	0	6	1	2	1	0	1	10			1st FG%: 5-15 33.3%
20 Corley Chinn	F 36:29	4-10	2-6	1-2	1	4	5	4	11	1	4	1	0	1	10			3PT%: 2-6 33.3%
0 Tui Jones	G 28:46	3-7	2-5	2-2	1	4	5	3	2	10	0	2	4	0	0	10		2nd FG%: 8-16 50.0%
11 Destinee Wells	G 36:31	7-19	2-8	5-6	1	2	3	3	10	21	6	5	0	0	0	9		3PT%: 3-6 50.0%
14 Jamlyn Kinney	G 37:12	1-5	0-2	0-0	1	4	5	1	3	2	5	0	2	0	0	8		FT%: 2-2 100%
12 Kilyn McGuff	11:51	0-1	0-1	0-0	0	2	2	2	1	0	1	2	0	0	0	4		3rd FG%: 6-15 40.0%
22 Tessa Miller	24:46	2-4	0-0	2-2	2	5	7	2	2	6	3	0	1	0	0	8		3PT%: 3-5 60.0%
23 Nikki Baird	02:34	0-0	0-0	0-0	0	0	0	0	0	0	0	0	0	0	0	0		FT%: 0-0 0%
21 Blair Schoenwald	05:26	2-3	2-2	0-0	0	0	0	0	0	6	0	1	0	0	0	2		4th FG%: 3-10 30.0%
34 Cam Browning	02:28	0-0	0-0	0-0	0	0	0	0	0	0	0	1	0	0	0	-1		3PT%: 0-0 0.0%
Team					3	5	8	0										FT%: 4-6 66.7%
Totals		22:56	8:23	10:12	11	28	39	19	19	62	17	17	9	0	2	12		GM FG%: 22-56 39.3%
																		3PT%: 8-23 34.8%
																		FT%: 10-12 83.3%
																		Dead Ball Rebounds: 0

Technical Fouls: NONE

Shooting By Period	
1 st FG%	5-15 33.3%
3PT%	2-6 33.3%
FT%	4-4 100%
2 nd FG%	8-16 50.0%
3PT%	3-6 50.0%
FT%	2-2 100%
3 rd FG%	6-15 40.0%
3PT%	3-5 60.0%
FT%	0-0 0%
4 th FG%	3-10 30.0%
3PT%	0-0 0%
FT%	4-6 66.7%
GM FG%	22:56 39.3%
3PT%	8:23 34.8%
FT%	10:12 83.3%

Dead Ball Rebounds: 0/0

Ole Miss - 50		Record: 0-1																			
NO. Name	Min	FG		3P		FT		Rebounds		Fouls		TP	AS	TO	ST	Blocks		+/-	Shooting By Period		
		M	A	M	A	M	A	OR	DR	PF	FD					BS	BA		1st	2nd	3rd
5 Snruda Collins	F 20:01	1-5	0-2	0-0	0	1	1	0	1	0	2	0	0	0	0	0	-5	1st	4PT% 0.0	9.1%	
24 Madison Scott	F 32:12	7-12	0-0	2-2	4	4	8	5	3	16	1	4	6	0	0	0	-5	1st	5PT% 0.0	5.0%	
0 Shakira Austin	C 23:16	2-9	0-2	1-2	2	6	8	4	3	5	1	3	0	1	0	0	-4	2nd	4PT% 8.47	47.0%	
1 Lashonda Monk	G 18:26	0-7	0-0	2-2	0	1	1	1	1	2	0	2	0	0	0	-6	3PT% 0.0	0.0	0.0%		
23 Jacorriah Bracey	G 14:57	0-4	0-0	0-0	0	1	1	2	0	1	1	0	0	0	0	-5	FT% 5.0	5.0	0.0%		
10 Destiny Salary	21:23	1-5	0-0	0-0	1	4	5	3	0	2	1	2	0	0	0	-6	3rd	4PT% 43.33	30.8%		
11 Iyanita Kitchens	04:35	0-0	0-0	0-0	0	0	0	1	0	0	0	0	0	0	0	-6	3PT% 0.0	0.0	0.0%		
15 Angel Baker	14:54	4-10	0-0	1-1	1	4	5	0	3	9	0	1	1	0	0	-2	FT% 4.4	10.0	0.0%		
32 Caitlin McGee	12:01	0-2	0-1	0-0	1	2	0	1	0	2	2	0	0	0	0	-12	4th	5PT% 6.18	33.3%		
2 Mimi Reid	25:45	3-3	0-0	6-6	0	1	1	2	1	1	2	1	1	1	0	-5	3PT% 0.0	0.0	0.0%		
25 Tyia Douglas	10:12	0-1	0-0	0-0	0	0	0	1	0	0	1	0	0	0	0	-4	FT% 5.0	5.0	0.0%		
22 Aleah Sorrentino	02:18	1-1	0-0	0-0	1	0	1	1	0	2	0	0	0	0	0	0	GM	FT% 19.59	32.2%		
Team					2	2	4		0	0							FT% 0.0	0.0	0.0%		
Totals		19:59	0-5	12-13	12	25	37	19	19	50	8	17	10	2	0	-12		Technical Fouls:	NONE	Dead Ball Rebounds: 92.3%	

Technical Fouls: NONE

Shooting By Period	
1 st FG%	1-11 9.1%
3PT%	0-3 0.0%
FT%	1-2 50%
2 nd FG%	8-17 47.1%
3PT%	0-0 0.0%
FT%	5-5 100%
3 rd FG%	4-13 30.8%
3PT%	0-1 0.0%
FT%	4-4 100%
4 th FG%	6-18 33.3%
3PT%	0-1 0.0%
FT%	2-2 100%
GM FG%	19:59 32.2%
3PT%	0-5 0.0%
FT%	12:13 92.3%

Dead Ball Rebounds: 1/0

Biggest lead		BEL	OM
		16 (2 nd 9:49)	0 (1 st 10:00)
Best Scoring Run		10 (1 st 4:04)	8 (3 rd 6:11)
Lead Changes		0	
Times Tied		0	
Time with Lead		38:41	00:00

GAME 3 • LAMAR

Lamar University - 37		Record: 1-2												
NO.	Name	Min	FG M-A	M-A	3P M-A	FT M-A	Rebounds OR DR TOT	Fouls PF FD	TP	AS	TO	ST	Blocks BS BA	+/-
41	Akasha Davis	C 26:17	1-7	0-0	3-5	4 2 6	4 7	5	1	0	0	0	2	-21
0	Kayla Mitchell	G 27:22	0-4	0-1	0-0	1 2 3	2 1 0	0	2	6	0	0	0	-22
3	Sabrina Dean	G 33:50	2-10	0-1	0-0	0 0 0	4 2 4	0	3	1	0	0	0	-32
10	Malay McQueen	G 17:28	1-4	1-1	3-3	1 3 4	2 1 6	0	0	0	0	0	0	-18
21	Anyssa Gibbs	G 28:26	2-5	1-2	0-0	2 1 3	1 1 5	2	4	0	1	1	1	-22
22	Angel Hastings	32:24	3-9	1-3	4-7	0 1 1	4 4 11	2	4	2	0	0	0	-24
22	NJ Weems	22:06	0-1	0-0	1-2	1 2 3	2 1 1	0	0	0	0	0	0	-18
12	Micaela Wilson	03:11	0-2	0-0	0-0	1 0 1	1 0 0	0	0	0	0	0	0	-7
1	Hope Lemelle	08:56	2-3	1-2	0-0	0 0 0	0 1 1	5	0	0	1	0	0	-8
Team						0 3 3		0	2					
Totals				11:45	4-10	11-17	10 14 24	20 18	37	7	19	4	1 4	-34

Shooting By Period			
1 st FG%	4-9	44.4%	
3PT%	1-1	100.0%	
FT%	5-7	71.4%	
2 nd FG%	3-12	25.0%	
3PT%	2-2	100.0%	
FT%	4-5	80.0%	
3 rd FG%	2-9	11.1%	
3PT%	0-4	0.0%	
FT%	2-5	40.0%	
4 th FG%	3-15	20.0%	
3PT%	1-3	33.3%	
FT%	0-0	0%	
GM FG% 11-45 24.4%			
3PT% 4-10 40.0%			
FT% 15-17 88.2%			

Technical Fouls:NONE

Technical Fouls: NONE

Shooting By Period	
1 st FG%	4-9 44.4%
3PT%	1-1 100.0%
FT%	5-7 71.4%
2 nd FG%	3-12 25.0%
3PT%	2-2 100.0%
FT%	4-5 80%
3 rd FG%	1-9 11.1%
3PT%	0-4 0.0%
FT%	2-5 40%
4 th FG%	3-15 20.0%
3PT%	1-3 33.3%
FT%	0-0 0%
GM FG%	11:45 24.4%
3PT%	4-10 40.0%
FT%	11-17 64.7%

Dead Ball Rebounds: 2/1

Ole Miss - 71		Record: 2-1		Head Ball Rebounds: 2									
		Shooting By Period											
NO. Name	Min	FG M-A	3P M-A	FT M-A	Rebounds OR DR TOT	Fouls PF FD	TP	AS	TO	ST	Blocks BS BA	+/-	
24 Madison Scott	F 17:39	4-6	0-0	6-8	2 2 4	0 5 14	2	1	0	0	0	20	
0 Shakira Austin	C 26:22	9-16	0-0	2-3	3 10 13	2 4 20	0	2	2	3	0	31	
2 Mimi Reid	G 21:46	0-1	0-0	4-4	1 2 3	0 3 3	4	8	2	0	0	24	
10 Destiny Salary	G 27:01	1-2	0-1	1-2	0 3 3	4 1 6	3	1	2	1	0	31	
15 Angel Baker	G 28:44	3-12	0-4	0-0	2 2 4	0 1 6	5	2	1	0	1	33	
1 Lashonda Monk	14:30	4-4	0-0	0-0	0 0 0	2 2 8	1	6	5	1	0	8	
5 Snudda Collins	03:20	0-0	0-0	0-0	0 1 1	2 0 0	0	0	0	0	0	-2	
11 Iyanita Kitchens	09:38	1-1	0-0	0-0	0 0 0	2 0 2	0	0	1	0	0	0	
32 Caitlin McGee	14:41	1-3	0-0	0-0	2 2 4	0 1 2	1	0	1	0	0	8	
23 Jacorriah Bracey	15:14	3-5	0-2	0-0	1 2 3	4 1 6	2	2	2	0	0	2	
25 Tyia Douglas	04:39	0-2	0-1	0-0	0 0 0	0 1 0	0	0	0	0	0	2	
22 Aleah Sorrentino	11:40	3-6	0-2	0-0	2 3 5	1 1 6	0	0	0	0	0	9	
4 Jayah Harris-Smith	03:44	0-0	0-0	0-0	0 0 0	0 0 0	0	0	0	0	0	2	
12 Jordan Berry	01:02	0-0	0-0	0-0	0 0 0	0 0 0	0	0	0	0	0	-2	
Team					3 4 0		0	0					
Totals		29:56	0-10	13-18	16 28 44	18 20	71	24	12	9 4 1 34			

Technical Fouls: NONE											
Dead Ball Rebounds: 2											
1st FT%	8-12	66.7%									
2nd FT%	0-0	0.0%									
3rd FT%	2-4	50.0%									
4th FT%	6-16	37.5%									
5th FT%	0-0	0.0%									
6th FT%	0-0	0.0%									
7th FT%	0-0	0.0%									
8th FT%	0-0	0.0%									
9th FT%	0-0	0.0%									
10th FT%	0-0	0.0%									
11th FT%	0-0	0.0%									
12th FT%	0-0	0.0%									
13th FT%	0-0	0.0%									
14th FT%	0-0	0.0%									
15th FT%	0-0	0.0%									
16th FT%	0-0	0.0%									
17th FT%	0-0	0.0%									
18th FT%	0-0	0.0%									
19th FT%	0-0	0.0%									
20th FT%	0-0	0.0%									
21st FT%	0-0	0.0%									
22nd FT%	0-0	0.0%									
23rd FT%	0-0	0.0%									
24th FT%	0-0	0.0%									
25th FT%	0-0	0.0%									
26th FT%	0-0	0.0%									
27th FT%	0-0	0.0%									
28th FT%	0-0	0.0%									
29th FT%	0-0	0.0%									
30th FT%	0-0	0.0%									
31st FT%	0-0	0.0%									
32nd FT%	0-0	0.0%									
33rd FT%	0-0	0.0%									
34th FT%	0-0	0.0%									
35th FT%	0-0	0.0%									
36th FT%	0-0	0.0%									
37th FT%	0-0	0.0%									
38th FT%	0-0	0.0%									
39th FT%	0-0	0.0%									
40th FT%	0-0	0.0%									
41st FT%	0-0	0.0%									
42nd FT%	0-0	0.0%									
43rd FT%	0-0	0.0%									
44th FT%	0-0	0.0%									
45th FT%	0-0	0.0%									
46th FT%	0-0	0.0%									
47th FT%	0-0	0.0%									
48th FT%	0-0	0.0%									
49th FT%	0-0	0.0%									
50th FT%	0-0	0.0%									
51st FT%	0-0	0.0%									
52nd FT%	0-0	0.0%									
53rd FT%	0-0	0.0%									
54th FT%	0-0	0.0%									
55th FT%	0-0	0.0%									
56th FT%	0-0	0.0%									
57th FT%	0-0	0.0%									
58th FT%	0-0	0.0%									
59th FT%	0-0	0.0%									
60th FT%	0-0	0.0%									
61st FT%	0-0	0.0%									
62nd FT%	0-0	0.0%									
63rd FT%	0-0	0.0%									
64th FT%	0-0	0.0%									
65th FT%	0-0	0.0%									
66th FT%	0-0	0.0%									
67th FT%	0-0	0.0%									
68th FT%	0-0	0.0%									
69th FT%	0-0	0.0%									
70th FT%	0-0	0.0%									
71st FT%	0-0	0.0%									
72nd FT%	0-0	0.0%									
73rd FT%	0-0	0.0%									
74th FT%	0-0	0.0%									
75th FT%	0-0	0.0%									
76th FT%	0-0	0.0%									
77th FT%	0-0	0.0%									
78th FT%	0-0	0.0%									
79th FT%	0-0	0.0%									
80th FT%	0-0	0.0%									
81st FT%	0-0	0.0%									
82nd FT%	0-0	0.0%									
83rd FT%	0-0	0.0%									
84th FT%	0-0	0.0%									
85th FT%	0-0	0.0%									
86th FT%	0-0	0.0%									
87th FT%	0-0	0.0%									
88th FT%	0-0	0.0%									
89th FT%	0-0	0.0%									
90th FT%	0-0	0.0%									
91st FT%	0-0	0.0%									
92nd FT%	0-0	0.0%									
93rd FT%	0-0	0.0%									
94th FT%	0-0	0.0%									
95th FT%	0-0	0.0%									
96th FT%	0-0	0.0%									
97th FT%	0-0	0.0%									
98th FT%	0-0	0.0%									
99th FT%	0-0	0.0%									
100th FT%	0-0	0.0%									

Technical Fouls: NONE

Biggest lead		LU	OM
		0 (1 st 10:00)	34 (4 th 1:36)
Best Scoring Run		3 (1 st 5:21)	14 (3 rd 5:08)
Lead Changes		0	
Times Tied		0	
Time with Lead		00:00	35:51

Points from Turnovers

Paint

Second Chance

Fast Breaks

Bench

Period by Period Scoring

1st 2nd 3rd 4th TOT

LU 14 12 4 7 37

OM 18 21 18 14 71

GAME 2 • MISSISSIPPI VALLEY STATE

Mississippi Val. - 44												Record: 0-1		
NO. Name	Min	FG M-A	3P M-A	FT M-A	Rebounds OR DR TOT	Fouls PF FD	TP	AS	TO	ST	Blocks BS BA	+/-	Shooting By Period	
44 Sarah Moore	C 26:29	3-7	0-0	0-0	3 4 7	3 0 6	1	1	0	0	0	-34	1st FGM	5-15 33.3%
1 Mikayla Elenne	G 20:01	3-10	2-4	0-0	4 2 6	4 1 8	3	8	1	0	0	-36	1st FTG	0-0 0.0%
5 Zakya Mahoney	G 21:16	1-6	0-2	3-4	1 2 3	3 3 5	0	2	1	0	0	-10	2nd FGM	3-14 21.4%
10 Ronni Williams	G 36:20	3-8	0-0	6-6	0 2 2	1 8 12	3	6	1	0	0	-37	3PTG	1-2 50.0%
12 Anyssa Moss	G 20:13	3-9	1-3	0-0	0 1 1	4 0 7	0	4	1	0	0	-34	3rd FTH	3-4 75.0%
20 Misa Gibson	11:55	1-3	1-2	0-0	0 0 0	0 0 0	1	3	0	0	0	-16	3rd FGM	5-13 38.5%
15 Jasmine Elliott	02:34	0-1	0-1	0-0	0 0 0	0 0 0	1	0	0	0	0	-9	3PTG	1-4 25.0%
3 Kerrigan Johnson	28:36	1-8	1-5	0-0	0 2 2	3 2 3	1	2	0	0	0	-41	2nd FTH	2-2 100%
40 Carria Smith	13:31	0-0	0-0	0-0	1 1 3	1 0 0	0	0	1	0	0	-16	3PTG	2-11 18.2%
4 Amersah Ali	07:05	0-1	0-0	0-0	0 1 1	1 0 0	0	0	1	0	0	-17	3PTG	1-4 25.0%
Team					3 2 5		0	2					4th FTH	4-4 100%
Totals		15:53	5-17	9-10	11 17 28	23 16	44	8	27	5	0 5 50		GM FGM	15-53 28.3%
													3PTG	5-17 29.4%
													FTG	9-10 90.0%
Technical Fouls: Team 1 st 3 rd 12														

Technical Fouls: Team 1st 3:12

Dead Ball Rebounds: 1/0

Ole Miss - 94		Record: 1-1													Shooting By Period		
NO. Name	Min	FG	M	A	3P	FT	Rebounds	OR	DR	TO	Fouls	TP	AS	TO	ST	Blocks	+/-
		M	A	M	A	M	A										
24 Madison Scott	F 19:37	3-5	0-0	1-2	0-0	0-0	1 2 7	1	2	2	2	0	2	2	0	29	3PT% 2-6 33.3%
0 Shakira Austin	C 19:45	1-6	0-1	2-4	2 8 10	3 5 4	5	3	2	1	0	27	1	0	0	27	3PT% 5-6 83.3%
2 Mimi Reid	G 17:05	4-5	1-2	2-3	0 0 0	0 1 3	11	5	2	1	0	17	1	0	0	17	3PT% 13-16 81.3%
15 Angel Baker	G 23:41	7-11	4-5	0-0	4 4 8	1 1 8	3	2	3	0	0	44	4	0	0	44	3PT% 3-5 60.0%
25 Tyia Douglas	G 18:32	0-3	0-2	0-0	0 1 1	2 0 0	0	2	0	0	0	14	0	0	0	14	FT% 4-5 80.0%
32 Caitlin McGee	17:01	5-5	0-0	3-5	2 1 3	1 3 13	1	3	0	1	0	16	3	0	1	16	3PT% 4-10 40.0%
1 Lashonda Monk	14:39	5-5	0-0	2-4	0 0 0	0 2 12	3	1	2	0	0	24	1	2	0	24	3PT% 0-1 0.0%
10 Destiny Salary	15:24	4-9	0-1	0-0	1 2 3	0 1 8	1	0	2	0	0	19	1	0	0	19	3PT% 1-8 12.5%
5 Snudda Collins	16:28	3-7	1-5	2-2	0 1 1	1 0 9	0	1	0	1	0	20	4	0	1	20	4th FG% 1-2 50.0%
11 Iyanita Kitchens	11:16	0-0	0-0	0-2	0 2 2	4 3 0	0	2	0	0	0	14	0	2	0	14	3PT% 3-4 75.0%
23 Jacorriah Bracey	10:16	2-4	1-1	2-2	0 3 3	0 2 7	2	0	0	0	0	10	1	0	0	10	3PT% 6-7 85.7%
22 Aleah Sorrentino	09:40	1-1	1-1	2-2	1 1 2	1 1 5	1	0	1	0	0	24	1	0	0	24	GM FG% 35-51 67.4%
40 Jordan B. Jackson	05:01	0-0	0-0	0-0	0 0 0	0 0 0	0	0	1	0	0	2	0	0	0	2	3PT% 8-18 44.4%
12 Jordan Bay	03:50	0-0	0-0	1-2	1 2 1	0 0 1	0	1	0	0	0	2	0	0	0	2	FT% 1-2 50.0%
Total		35-61	8-18	16-26	14 27 41	16 23 39	24	14	17	14	5	0	50				Dead Ball Rebounds: 1-0

GAME 5 • vs. JACKSON STATE

Jackson St. - 66														
Record: 1-2														
NO. Name	Min	FG	3P	FT	Rebounds	Fouls	TP	AS	TO	ST	Blocks	++		
		M-A	M-A	M-A	OR DR TOT	PF FD					BS BA			
21 LaMiracle Sims	F 20:50	1-2	0-0	0-2	1 3 4	1 1	2	1	0	2	0	0	-24	
4 Amethysta Williams	C 20:21	7-13	0-1	2-2	6 4 10	4 2 16	0	1	1	1	1	1	-1	
1 Trian Boler	G 06:28	0-0	0-0	0-0	0 1 1	0 0	0	0	0	0	0	0	-12	
10 Keshana Lockett	G 14:49	1-5	0-0	0-0	0 0 0	2 1	2	0	0	5	0	0	-21	
24 Daysha Rogan	G 30:49	3-13	0-3	0-0	1 2 3	2 0	6	1	3	0	0	1	-16	
2 Miya Crump	35:13	1-11	1-6	4-4	1 3 4	2 4	7	2	0	1	0	1	-5	
12 Jariyah Covington	28:59	5-12	0-1	7-7	0 1 1	2 6	17	6	5	3	0	0	9	
0 Daja Woodard	28:56	7-13	0-0	2-3	5 3 8	2 3 16	0	2	3	2	1	0	-1	
23 Ja'Leah Hickmon	09:53	0-0	0-0	0-0	2 4 4	1 0	0	0	0	0	0	0	-2	
20 Anyana Hunter	03:42	0-0	0-0	0-0	0 0 0	0 0	0	0	0	0	0	0	-6	
Team					3 3 6	0	0	0	0	0	0	0		
Totals		25-69	1-11	15-18	19 22 41	17 17	66	10	16	10	3	5	-13	
Technical Fouls: NONE														

Shooting By Period	
1st FG%	7-17 41.2%
3PT%	1-3 33.3%
FT%	2-2 100%
2nd FG%	6-22 27.3%
3PT%	0-5 0.0%
FT%	2-4 50%
3rd FG%	4-13 30.8%
3PT%	0-2 0.0%
FT%	7-8 87.5%
4th FG%	8-17 47.1%
3PT%	0-1 0.0%
FT%	4-4 100%
GM FG%	25-69 36.2%
3PT%	1-11 9.1%
FT%	15-18 83.3%

Dead Ball Rebounds: 3.0

Ole Miss - 79														
Record: 5-1														
NO. Name	Min	FG	3P	FT	Rebounds	Fouls	TP	AS	TO	ST	Blocks	++		
		M-A	M-A	M-A	OR DR TOT	PF FD					BS BA			
5 Snudda Collins	F 21:53	2-8	1-6	0-0	1 1 2	2 0	5	1	1	1	0	0	28	
24 Madison Scott	F 26:28	7-13	0-0	7-9	6 2 8	3 9	21	1	3	1	0	0	21	
0 Shakira Austin	C 26:00	10-18	0-0	4-6	3 7 10	1 3 24	2	3	2	2	0	0	29	
2 Mimi Reid	G 17:43	0-1	0-0	4-4	0 0 0	2 2	4	4	2	3	0	0	9	
10 Destiny Salary	G 26:43	3-9	2-2	0-0	1 2 3	1 0	8	6	0	1	1	0	22	
1 Lashonda Monk	19:35	3-6	1-1	2-3	0 5 5	0 1 9	2	2	1	0	0	0	14	
15 Angel Baker	16:35	0-5	0-1	0-0	0 1 1	1 0	0	0	1	0	0	1	-7	
11 Iyanla Kitchens	08:05	0-0	0-0	1-2	1 1 2	0 1	1	1	1	0	0	0	-5	
32 Caitlin McGee	10:14	2-4	0-0	0-0	3 2 5	1 0	4	0	0	0	1	1	3	
23 Jacorriah Bracey	09:49	0-2	0-1	1-2	2 2 4	0 1	0	0	1	0	0	0	-19	
25 Tyia Douglas	05:00	1-3	0-0	0-0	0 0 0	2 0	2	0	0	1	1	1	-2	
40 Andeja Puckett	06:38	0-1	0-0	0-0	0 0 0	2 0	0	0	1	0	0	0	-12	
4 Jaylah Harris-Smith	02:42	0-0	0-0	0-0	0 0 0	1 0	0	0	1	0	0	0	-10	
22 Aleah Sorrentino	02:35	0-1	0-1	0-0	0 0 0	1 0	0	0	0	0	0	0	-10	
Team					6 2 8	0	0	0	0	0	0	0		
Totals		28-70	4-12	19-26	23 25 48	17 17	79	17	16	10	5	3	13	
Technical Fouls: NONE														

Shooting By Period	
1st FG%	7-12 58.3%
3PT%	0-0 0.0%
FT%	3-6 50%
2nd FG%	10-20 50%
3PT%	3-4 75.0%
FT%	0-2 0%
3rd FG%	5-19 26.3%
3PT%	0-3 0.0%
FT%	8-8 100%
4th FG%	6-19 31.6%
3PT%	1-5 20.0%
FT%	8-10 80%
GM FG%	28-70 40.0%
3PT%	4-12 33.3%
FT%	19-26 73.1%

Dead Ball Rebounds: 4.0

		JSU	OM
Biggest lead	4 (2nd 8:03)	25 (4th 3:57)	
Best Scoring Run	12 (4th 0:55)	12 (4th 7:42)	
Lead Changes	3		
Times Tied	5		
Time with Lead	04:31	30:54	

GAME 7 • vs. CAL

Ole Miss - 64														
Record: 6-1														
NO. Name	Min	FG	3P	FT	Rebounds	Fouls	TP	AS	TO	ST	Blocks	++		
		M-A	M-A	M-A	OR DR TOT	PF FD					BS BA			
5 Snudda Collins	F 31:30	4-11	2-6	0-0	0 1 1	2 0	10	1	1	2	0	0	19	
24 Madison Scott	F 29:15	5-15	0-0	2-3	5 6 11	2 4	12	1	1	1	1	2	23	
0 Shakira Austin	C 27:33	4-9	0-0	6-8	2 8 10	1 7	14	1	3	1	2	1	15	
2 Mimi Reid	G 18:22	1-3	1-1	0-0	0 1 1	4 2	3	1	2	0	0	0	14	
10 Destiny Salary	G 13:49	1-4	0-0	0-0	1 2 3	3 1	2	1	0	1	0	0	8	
1 Lashonda Monk	20:05	4-9	1-1	3-3	0 2 2	2 3 12	1	2	0	0	0	0	5	
15 Angel Baker	27:22	4-12	1-1	0-0	0 2 2	3 0	9	0	3	0	0	0	1	9
32 Caitlin McGee	12:40	1-1	0-0	0-2	2 2 4	3 1	2	1	0	1	0	0	2	
11 Iyanla Kitchens	07:26	0-1	0-0	0-0	1 0 1	3 1	0	0	1	1	0	0	-2	
23 Jacorriah Bracey	03:46	0-2	0-1	0-0	0 1 1	0 0	0	0	0	0	0	0	0	
25 Tyia Douglas	03:33	0-1	0-1	0-0	1 1 2	0 0	0	0	0	0	0	0	2	
4 Jaylah Harris-Smith	01:33	0-0	0-0	0-0	0 0 0	0 0	0	0	1	0	0	0	0	
22 Aleah Sorrentino	01:33	0-1	0-0	0-0	0 0 0	1 0	0	0	0	0	0	0	0	
40 Andeja Puckett	01:33	0-1	0-0	0-0	0 1 1	0 0	0	0	0	0	0	0	0	
Team					5 4 9	0	0	0	0	0	0	0		
Totals		24-70	5-11	11-16	17 31 48	24 19	64	7	13	10	3	4	19	
Technical Fouls: Red 3rd 7:02														

Shooting By Period	
1st FG%	6-19 31.6%
3PT%	0-1 0.0%
FT%	2-2 0%
2nd FG%	7-15 46.7%
3PT%	1-1 100.0%
FT%	2-2 100%
3rd FG%	5-20 25.0%
3PT%	2-5 40.0%
FT%	5-7 71.4%
4th FG%	6-16 37.5%
3PT%	2-4 50.0%
FT%	4-5 80%
GM FG%	24-70 34.3%
3PT%	5-11 45.5%
FT%	11-16 68.8%

Dead Ball Rebounds: 4.0

California - 45														
Record: 5-1														
NO. Name	Min	FG	3P	FT	Rebounds	Fouls	TP	AS	TO	ST	Blocks	++		
		M-A	M-A	M-A	OR DR TOT	PF FD					BS BA			
24 Eveline Lutje Schipholt	F 31:39	3-6	0-0	0-1	2 6 8	5 4	6	0	2	0	1	1	-13	
1 Leilani McIntosh	G 37:17	1-6	0-1	0-0	0 1 1	2 2	2	3	6	0	0	0	-15	
3 Dalayiah Daniels	G 18:47	1-2	0-0	4-4	0 1 2	2 6	1	3	0	1	0	0	-12	
22 Cailyn Crocker	G 36:12	1-10	0-3	8-10	1 3 4	2 6 10	0	1	1	1	0	0	-21	
30 Jayda Curry	G 37:40	4-18	1-10	3-5	0 6 6	1 6 12	2	6	1	0	1	1	-18	
12 Jadyn Bush	04:03	0-0	0-0	0-0	0 3 3	2 1	0	0	0	0	0	0	0	
33 Fatou Samb	05:25	0-0	0-0	0-0	1 1 2	2 0	0	0	1	0	0	0	-2	
10 Jazien Green	15:45	3-7	1-4	2-2	0 0 0	2 1 9	0	0	0	0	0	0	-8	
0 Ugonne Ohuylah	11:39	0-7	0-0	0-0	2 4 4	1 2	0	0	0	1	1	1	-6	
21 Mia Mastirov	01:33	0-0	0-0	0-0	0 0 0	0 0	0	0	0	0	0	0	0	
Team					7 4 11	0	0	1	0	0	0	0		
Totals		13-56	2-18	17-22	13 30 43	19 23	45	6	21	4	3	19		
Technical Fouls: NONE														

Shooting By Period	
1st FG%	3-11 27.3%
3PT%	1-5 20.0%
FT%	2-3 66.7%
2nd FG%	3-19 15.8%
3PT%	0-5 0.0%
FT%	2-3 66.7%
3rd FG%	2-12 16.7%
3PT%	0-3 0.0%
FT%	11-14 78.6%
4th FG%	5-14 35.7%
3PT%	1-5 20.0%
FT%	2-2 100%
GM FG%	13-56 23.2%
3PT%	2-18 11.1%
FT%	17-22 77.3%

Dead Ball Rebounds: 4.0

		OLE	CAL
Biggest lead	21 (4th 3:07)	0 (1st 10:00)	
Best Scoring Run	10 (3rd 9:28)	6 (3rd 4:07)	
Lead Changes	0		
Times Tied	0		
Time with Lead	39:43	00:00	

GAME 6 • vs. SAN DIEGO STATE

San Diego St. - 48													Record: 4-2												
NO. Name	Min	FG		3P		FT		Rebounds		Fouls		TP	AS	TO	ST	Blocks		+/-	Shooting By Period						
		M	A	M	A	M	A	OR	DR	TOT	PF					FD	BS					BA			
3 Mallory Adams	F 24	47	1	4	0	2	0	0	0	0	0	2	2	0	0	0	1	1	-15	1 st	FG%	4-12	33.33		
11 Khamia Gipson	C 18	59	14	0	0	0	1	0	1	3	1	2	0	0	1	1	1	0	0	3 rd	FG%	0	0.00		
23 J. Aringer	F 20	30	0	0	0	0	0	0	0	2	2	0	0	0	0	0	0	0	0	4 th	FG%	0	0.00		
22 Sophia Ramos	C 36	49	8	13	2	0	0	4	4	3	3	18	4	3	3	1	0	-5	0	3 rd	FG%	0	0.00		
12 Mercedes Staples	C 35	56	7	2	2	0	0	3	3	1	1	14	2	0	1	0	-7	0	4 th	FG%	0	0.00			
21 Alex Cran		12	25	1	0	0	0	0	0	1	1	2	0	2	0	0	0	-15	2 nd	FG%	10-13	76.92			
23 Kiera Edwards		0	0	0	0	0	0	0	0	0	0	0	0	0	0	0	0	0	0	3 rd	FG%	23	66.67		
23 Kim Villalobos		15	13	1	0	0	2	6	2	2	3	4	1	2	0	0	1	1	0	4 th	FG%	1	25.00		
0 Khylee-Jade Pepe	F 07	09	0	1	0	0	0	0	3	3	0	0	0	0	0	0	0	-6	0	3 rd	FG%	38	67.57		
10 Isabella Hernandez	F 14	03	0	0	0	0	0	0	0	0	0	0	0	0	0	0	0	-3	0	3 rd	FG%	1-3	33.33		
Team									5	5	10	0	0	4						3 rd	FG%	14	25.00		
Totals			21	46	10	2-10	6	22	28	14	14	48	9	19	6	1	2	7	-14	GM	FG%	21-46	45.65		
																			Technical Fouls: NONE						
																			3PT% 4-10 40.00						
																			FT% 20-20 100.00						

GAME 9 • at CINCINNATI

Ole Miss - 75

Record: 9-1

NO.	Name	Min	FG	3P	FT	OR	DR	TOT	Fouls	TP	AS	TO	ST	Blocks	BS	BA	+	
24	Madison Scott	F 28:30	8-8	0-0	2-4	2	0	2	4	18	3	2	3	1	0	13		
0	Shakira Austin	C 28:01	3-7	0-0	2-4	0	4	4	3	2	8	3	6	2	5	0	22	
2	Mimi Reid	C 25:46	1-2	0-0	3-6	0	1	1	5	5	3	3	5	0	0	0	12	
10	Destiny Salary	G 28:03	6-10	1-1	2-3	3	5	8	2	3	19	4	1	2	0	1	31	
15	Angel Baker	G 20:41	4-7	0-1	1-3	0	4	4	4	3	9	0	1	0	1	0	3	
1	Lashonda Monk	18:38	1-5	0-0	4-4	0	1	1	3	2	6	1	1	1	0	0	9	
5	Snudda Collins	12:06	2-6	0-2	0-0	0	0	0	0	0	4	0	1	0	0	0	-3	
11	Iyanika Kitchens	02:47	0-0	0-0	0-0	0	0	0	0	1	0	1	0	0	0	0	-6	
3	Donnetta Johnson	08:54	2-6	1-2	0-0	1	1	2	1	1	5	1	1	0	0	0	-12	
32	Caitlin McGee	11:58	0-1	0-0	0-0	0	1	0	1	0	1	0	1	0	1	0	-4	
40	Andeja Puckett	08:44	2-2	0-0	1-2	1	2	3	1	1	5	2	1	0	0	0	-1	
25	Tiya Douglas	01:46	0-0	0-0	0-0	0	0	0	0	0	0	0	0	0	0	0	1	
23	Jacorriah Bracey	04:06	0-0	0-0	0-0	0	0	0	0	0	0	0	0	0	0	0	-5	
Team						3	1	4										
Totals			29-54	2-6	15-26	11	19	30	17	23	75	19	13	8	1	2		

Technical Fouls: Austin 1st 5:17

Shooting By Period
1 st FG% 8-14 57.1%
3PT% 0-2 0.0%
FT% 2-4 50.0%
2 nd FG% 6-12 50.0%
3PT% 1-2 50.0%
FT% 5-8 62.5%
3 rd FG% 8-14 57.1%
3PT% 0-1 0.0%
FT% 1-2 50%
4 th FG% 7-14 50.0%
3PT% 1-1 100.0%
FT% 7-12 58.3%
GM FG% 29-54 53.7%
3PT% 2-6 33.3%
FT% 15-26 57.7%

Dead Ball Rebounds: 8, 1

Cincinnati - 63

Record: 4-4

NO.	Name	Min	FG M-A	3P M-A	FT M-A	Rebounds OR DR TOT	Fouls PF FO	TP	AS	TO	ST	Blocks BS BA	+/-					
15	Arame Niang	F 22:36	3-6	0-1	0-0	1	0	1	4	2	5	0	2	2	0	0	-9	
1	Caitlyn Wilson	F 15:10	1-6	0-3	0-0	1	2	3	4	0	2	0	0	0	0	2	-14	
2	Akira Levy	G 38:18	8-14	1-4	4-4	0	3	3	2	4	21	6	7	4	0	1	-9	
4	Braylin Milton	G 37:37	5-12	2-3	7-8	0	2	2	2	4	19	1	3	2	0	0	-14	
20	Jillian Hayes	G 29:11	1-7	0-0	1-2	2	2	4	5	2	3	3	4	1	1	3	-25	
10	Jadylin Scott	16:15	0-2	0-0	0-0	0	1	1	2	0	0	2	0	0	0	1	8	
42	Clarissa Craig	13:54	3-4	0-0	0-0	1	1	2	2	3	6	0	1	0	0	1	1	
22	Malea Williams	06:29	0-0	0-0	0-0	0	0	0	0	0	2	0	0	1	0	0	0	
18	Emerta Mashaire	18:13	2-2	2-2	0-0	1	6	7	0	1	6	2	4	1	0	0	5	
3	Jada Scott	02:17	0-0	0-0	0-0	0	0	0	0	0	0	0	0	0	0	0	-4	
Team						3	0	3										
Totals			23-53	5-13	12-14	9	17	26	23	56	53	14	23	10	1	8	12	

Technical Fouls: NONE

Shooting By Period
1 st FG% 6-14 42.9%
3PT% 2-6 33.3%
FT% 7-8 87.5%
2 nd FG% 4-14 28.6%
3PT% 0-2 0.0%
FT% 2-2 100%
3 rd FG% 7-17 41.2%
3PT% 3-4 75.0%
4 th FG% 3-4 75%
3PT% 0-1 0.0%
FT% 0-0 0%
GM FG% 23-53 43.4%
3PT% 5-13 38.5%
FT% 12-14 85.7%

Dead Ball Rebounds: 3, 0

	OLE	CIN
Biggest lead	14 (4 th 1:59)	3 (1 st 1:18)
Best Scoring Run	11 (4 th 1:59)	12 (4 th 8:49)
Lead Changes	6	
Times Tied	9	
Time with Lead	27:34	05:30
Points from Turnovers	28	17
Paint	46	24
Second Chance	10	10
Fast Breaks	17	2
Bench	20	12
Period by Period Scoring		
1st	18	18
2nd	17	22
3rd	10	20
4th	12	63

LIVESTATS
BY STATS SPORTS

GAME 10 • at HOFSTRA

Ole Miss - 59

Record: 9-1

NO.	Name	Min	FG	3P	FT	Reb	Or	Dr	PF	Fouls	TP	AS	TO	ST	Blocks	BS	BA
24	Madison Scott	F 22:42	2-4	0-0	3-4	3	6	9	0	3	7	0	4	1	3	0	8
0	Shakira Austin	C 22:26	7-15	0-0	4-7	2	4	6	3	5	18	0	4	6	3	1	14
2	Mimi Reid	G 22:43	0-1	0-0	0-0	0	1	1	2	1	0	3	0	0	0	0	8
10	Destiny Salary	G 23:22	1-3	0-2	1-2	2	1	3	1	1	3	0	3	0	0	0	3
15	Angel Baker	G 10:32	0-1	0-0	2-2	0	0	0	2	1	2	0	0	1	0	0	5
40	Andeja Puckett	19:02	4-7	0-0	1-3	1	1	2	3	2	9	2	1	2	2	0	0
1	Lashonda Monk	17:17	2-4	0-0	2-2	1	1	2	1	1	6	0	1	0	0	0	14
3	Donnetta Johnson	17:19	2-5	0-0	0-0	2	2	2	1	0	4	2	2	1	0	1	19
5	Snudda Collins	19:02	3-5	0-1	0-0	2	2	4	7	0	6	0	3	1	0	0	9
11	Iyanika Kitchens	02:54	0-0	0-0	0-0	0	1	1	0	0	0	0	0	0	0	0	3
32	Caitlin McGee	11:28	0-2	0-0	0-0	2	2	2	1	0	0	0	3	0	2	0	5
23	Jacorriah Bracey	03:04	1-1	0-0	0-0	0	0	0	0	0	2	1	0	0	0	0	2
25	Tiya Douglas	05:16	0-0	0-0	0-0	0	0	0	0	0	0	0	1	0	0	0	6
4	Jaylah Harris-Smith	02:53	0-0	0-0	0-0	0	0	0	0	0	0	1	1	0	0	0	4
Team						1	1	2					0				
Totals			22-49	2-6	13-20	12	22	34	15	16	59	13	19	15	10	2	22

Technical Fouls: Austin 2nd 7:19

Hofstra - 37

Record: 9-5

NO.	Name	Min	FG	3P	FT	Rebounds	Fouls	TP	AS	TO	ST	Blocks	+/-																	
		M.A.	M.A.	M.A.	OR DR TOT	PF FO						BS BA																		
11	Jaylen Hines	F 23:45	5-7	1-2	0-0	1	1	2	3	0	11	0	3	0	0	-15														
22	Jaala Henry	F 16:43	1-5	0-0	0-0	1	1	2	5	1	2	0	1	3	2	1	-3													
2	JaKayla Brown	G 24:58	2-10	0-2	2-3	1	2	3	1	1	6	1	2	1	0	2	-9													
3	Sorelle Ineza	G 35:21	0-2	0-0	0-0	3	3	0	0	6	0	3	1	0	0	5	-13													
4	Rosi Nicholson	G 24:54	1-4	0-0	0-0	1	3	4	0	0	2	1	4	2	0	1	-4													
13	Zylheima Swint	25:39	1-3	0-0	5-8	6	3	9	2	7	7	0	1	1	0	0	-15													
5	Jada Peacock	12:46	0-3	0-2	0-0	1	1	2	0	0	0	0	1	0	0	0	-6													
24	Mariyah Custis	09:06	0-1	0-0	0-0	0	0	0	0	1	0	0	2	4	1	0	-11													
0	Cara Reynolds	08:39	-1-3	0-0	0-0	0	0	0	2	3	2	0	0	0	1	0	-7													
10	Jahayra Knight	12:24	0-1	0-0	1-4	1	0	1	1	2	1	3	3	0	0	0	-15													
1	Selma Markisic	07:31	0-0	0-0	0-0	0	0	0	1	0	0	0	0	0	0	0	-12													
														Team																
														Totals		14-49	1-8	8-15	17	17	34	16	14	37	7	26	10	2	10	-22

Technical Fouls: NONE

	OLE	HOF
Biggest lead	22 (4 th 0:32)	1 (1 st 6:29)
Best Scoring Run	10 (4 th 6:04)	6 (3 rd 7:01)
Lead Changes	2	
Times Tied	1	
Time with Lead	39:04	00:13
Points from Turnovers	20	12
Paint	28	18
Second Chance	15	13
Fast Breaks	0	0
Bench	29	10
Period by Period Scoring		
1st	14	14
2nd	13	18
3rd	15	6
4th	37	6

LIVESTATS
BY STATS SPORTS

GAME 11 • vs. SAMFORD

Samford - 48

Record: 4-8

NO. Name	Min	FG	3P	FT	Rebounds	Fouls	TP	AS	TO	ST	Blocks	+/-
		M.A.	M.A.	M.A.	OR DR TOT	PF FO					BS BA	
35 Susany Nguifac	F 21:27	2-3	0-0	0-0	2 4 6	4 0	4	0	1	1	0	0
45 Natalie Armstrong	C 18:36	2-6	0-3	0-0	1 0 1	2 0 4	0	1	6	2	2	0
3 Shauntai Battle	C 28:24	0-7	0-1	0-0	0 0 0	0 1 1	0	1	1	1	0	0
11 Andrea Courmoyer	G 34:59	10-15	4-6	2-2	0 6 6	1 5 26	2	5	0	0	1	-15
22 Sanaa Redmond	G 26:07	1-4	0-1	0-0	0 1 1	0 1 2	4	2	1	0	0	-21
12 Malory Hampton	20:58	0-3	0-2	1-2	1 0 1	2 1 1	2	4	1	0	0	-17
14 Annie Ramil	22:54	2-4	0-0	0-0	1 3 4	1 2 4	2	2	0	0	0	-3
32 Kirsten Nelson	14:33	3-3	0-0	1-2	1 4 5	1 3 7	0	0	0	0	0	-19
25 Mattie Hatcher	09:32	0-4	0-3	0-0	0 0 0	0 0 0	1	1	1	0	0	-1
23 Kathleen Wheeler	02:30	0-0	0-0	0-0	0 0 0	0 0 0	0	0	0	0	0	-1
Team					2 1 3	0						
Totals		20-49	4-16	4-6	8 19 27	12 13 48	11	24	7	2	1	-25

Technical Fouls: NONE

Shooting By Period
1 st FG% 6-14 42.9%
3PT% 2-4 50.0%
FT% 0-0 0%
2 nd FG% 6-14 42.9%
3PT% 1-4 25.0%
FT% 0-1 0%
3 rd FG% 4-10 40.0%
3PT% 1-4 25.0%
FT% 1-2 50%
4 th FG% 4-11 36.4%
3PT% 0-4 0.0%
FT% 3-3 100%
GM FG% 20-49 40.8%
3PT% 4-16 25.0%
FT% 4-6 66.7%

GAME 13 • vs. SOUTH FLORIDA

Ole Miss - 61

Record: 12-1

NO. Name	Min	FG	3P	FT	Rebounds	Fouls	TP	AS	TO	ST	Blocks	+/-
		M.A.	M.A.	M.A.	OR DR TOT	PF FF					BS BA	
5 Snudda Collins	F 14:40	3-6	2-5	0-0	0 0 0	3 0	8	1	0	0	1	0 4
24 Madison Scott	F 31:08	6-8	0-0	0-0	2 3 5	2 0	12	3	0	2	1	0 7
0 Shakira Austin	C 19:40	4-7	0-1	0-0	2 6 8	4 4	8	1	2	0	1	0 10
2 Mimi Reid	G 22:32	0-2	0-1	5-8	0 0 0	1 3	5	3	0	1	0	0 5
3 Donnetta Johnson	G 19:28	2-6	1-1	0-2	1 1 2	1 1	5	0	0	0	0	0 2
1 Lashonda Monk	19:09	3-5	0-0	3-4	0 0 0	0 2	9	1	1	0	0	0 3
10 Destiny Salary	19:23	0-2	0-0	0-0	1 0 1	1 2	0	1	0	0	0	0 0
32 Caitlin McGee	17:45	1-2	0-0	1-2	2 3 5	2 1	3	0	2	1	1	0 -1
15 Angel Baker	30:39	5-13	0-2	1-2	1 2 3	1 1	11	0	3	1	0	0 7
40 Andjea Puckett	05:26	0-0	0-0	0-0	1 1 2	0 0	0	0	0	0	0	0 3
Team					1 3 4		0	1				
Totals	24:51	3-10	10-18	11 19 30	15 14 61	10 9 5 4	0 8					

Technical Fouls: NONE

Shooting By Period	1st FG%	2nd FG%	3rd FG%	4th FG%	GM FG%
1st FG%	6-14 42.9%				
2nd FG%		6-15 40.0%			
3rd FG%			1-3 33.3%		
4th FG%				1-3 33.3%	
GM FG%					24-51 47.1%
3PT%					3-10 30.0%
FT%					10-18 55.6%

Dead Ball Rebounds: 5, 0

South Fla. - 53

Record: 9-4

NO. Name	Min	FG	3P	FT	Rebounds	Fouls	TP	AS	TO	ST	Blocks	+/-
		M.A.	M.A.	M.A.	OR DR TOT	PF FF					BS BA	
20 Bethy Mununga	F 32:04	1-3	0-1	0-0	2 6 8	4 0	2	0	1	1	0	0 -9
32 Dulcy Mendjajeu Fankam	F 28:48	0-5	0-0	6-8	3 5 8	2 6	6	0	3	0	0	2 -9
3 Sydny Harvey	G 30:37	5-10	4-6	3-6	1 2 3	0 3	17	1	1	0	0	0 -8
4 Elisa Pinzan	G 40:00	2-5	1-3	3-3	0 0 0	1 2	8	3	4	1	0	0 -8
5 Elena Tsineke	G 30:07	4-11	0-3	2-2	0 1 1	2 1	10	1	2	4	0	1 -10
1 Maria Alvarez	19:16	3-7	2-5	0-0	0 2 2	3 0	8	2	1	1	0	1 -2
21 Shae Leverett	17:25	1-4	0-0	0-1	4 1 5	1 3	2	0	0	0	0	0 2
12 Cristina Bermejo	01:43	0-0	0-0	0-0	0 0 0	1 0	0	1	0	0	0	0 0
Team					2 4 4		0	2				
Totals	16:45	7-18	14-20	12 19 31	15 15 53	8 14 7	0 4	-8				

Technical Fouls: Coach 4th 1:52

Shooting By Period	1st FG%	2nd FG%	3rd FG%	4th FG%	GM FG%
1st FG%	4-9 44.4%				
2nd FG%		6-14 42.9%			
3rd FG%			1-4 25%		
4th FG%				5-7 71.4%	
GM FG%					24-51 47.1%
3PT%					3-10 30.0%
FT%					14-20 70.0%

Dead Ball Rebounds: 4, 0

	OLE	USF
Biggest lead	12 (4 th 4:39)	4 (2 nd 0:05)
Best Scoring Run	8 (4 th 4:39)	5 (2 nd 9:23)
Lead Changes	7	
Times Tied	11	
Time with Lead	20:49	10:16

Points from Turnovers	OLE	USF
Paint	26	16
Second Chance	13	5
Fast Breaks	0	3
Bench	23	10

Period by Period Scoring	1st	2nd	3rd	4th	TOT
OLE	12	14	15	20	61
USF	12	18	5	18	53



GAME 14 • at FLORIDA

Ole Miss - 74

Record: 13-1 (1-0)

NO. Name	Min	FG M.A.	3P M.A.	FT M.A.	Rebounds OR DR TOT	Fouls PF FF	TP	AS	TO	ST	Blocks BS BA	+/-
5 Snudda Collins	F 16:32	1-4	0-1	1-2	0 0 0	0 1	3	0	0	1	1	0 10
24 Madison Scott	F 23:35	6-7	0-0	3-4	2 4 6	2 2	15	0	2	4	1	0 17
0 Shakira Austin	C 24:59	4-16	0-10	10-15	3 7 10	2 9	18	0	0	3	1	0 13
2 Mimi Reid	G 21:36	1-3	0-0	3-4	0 2 2	2 5	5	2	0	1	0	0 22
3 Donnetta Johnson	G 19:03	2-9	0-0	0-0	1 4 5	0 0	4	0	1	2	0	0 9
32 Caitlin McGee	14:37	2-3	0-1	0-2	0 4 4	0 1	4	0	2	1	0	0 1
1 Lashonda Monk	20:48	4-8	0-1	3-6	0 0 0	0 3	4	11	3	2	4	0 0 2
15 Angel Baker	19:11	3-7	0-1	0-0	0 1 1	1 0	6	1	1	2	0	0 8
20 Destiny Salary	09:23	2-3	0-0	0-0	1 3 4	1 0	4	0	0	0	0	0 3
40 Andjea Puckett	06:47	0-0	0-0	0-0	0 0 0	0 0	0	0	1	0	0	0 0
25 Tiya Douglas	03:00	0-0	0-0	0-0	1 1 2	0 0	0	0	1	0	0	0 2
11 Iyanla Kitchens	01:22	1-1	0-0	0-0	0 0 0	0 0	0	2	0	0	0	0 0
23 Jacorrah Bracey	02:04	0-1	0-0	0-0	0 0 0	0 0	0	0	1	1	0	0 0
4 Jaiyah Harris-Smith					4 1 5		0	1	1	0	0	0 0
Team					4 1 5		0	1	1	0	0	0 0
Totals		27-65	0-4	20-33	13 28 41	13 22 74	7 13 18	3 0 18				

Technical Fouls: NONE

Shooting By Period	1st FG%	2nd FG%	3rd FG%	4th FG%	GM FG%
1st FG%	9-18 50.0%				
2nd FG%		4-15 26.7%			
3rd FG%			0-0 0.0%		
4th FG%				5-12 41.7%	
GM FG%					27-65 41.5%
3PT%					0-4 0.0%
FT%					20-33 60.6%

Dead Ball Rebounds: 6, 0

Florida - 56

Record: 10-5 (0-2)

NO. Name	Min	FG	3P	FT	Rebounds	Fouls	TP	AS	TO	ST	Blocks	+/-
		M.A.	M.A.	M.A.	OR DR TOT	PF FF					BS BA	
11 Emanuel de Oliveira	F 13:44	1-1	0-0	3-4	0 2 2	3 3	5	0	6	2	0	0 -7
12 Jordyn Merritt	F 36:11	3-8	0-3	0-0	1 9 10	2 0	6	1	6	1	0	1 -17
25 Faith Dui	F 22:04	5-13	0-0	2-2	3 2 5	3 2	12	1	0	2	0	0 -9
1 Kiana Smith	G 36:19	5-16	0-2	0-0	0 7 7	4 3	13	5	7	3	0	0 -10
15 Nina Rickards	G 33:06	4-9	0-0	0-0	1 2 3	0 0	1	8	1	3	0	2 -15
5 Alberte Rimal	23:12	2-7	0-2	0-0	1 1 2	0 0	4	2	1	0	0	0 -13
00 Taliyah Wyche	12:29	1-2	0-0	1 1 2	3 4	2 2	0	0	0	0	0	0 -7
20 Jarrian Warren	17:14	3-4	0-1	0-2	2 2 4	3 1	6	0	2	2	0	0 -12
2 Taliyah Wyche	05:41	0-0	0-0	0-0	0 2 2	3 1	0	0	0	0	0	0 0
Team					3 3 6		0	1				
Totals	24-60	0-8	8-15	12 32 44	22 13 56	10 25	10 0 3	-18				

Technical Fouls: NONE

Shooting By Period	1st FG%	2nd FG%	3rd FG%	4th FG%	GM FG%
1st FG%	6-13 46.2%				
2nd FG%		6-21 28.6%			
3rd FG%			0-0 0.0%		
4th FG%				5-11 45.5%	
GM FG%					24-60 40.0%
3PT%					0-8 0.0%
FT%					8-15 53.3%

Dead Ball Rebounds: 3, 0

	OLE	FLA
Biggest lead	20 (4 th 0:15)	2 (1 st 8:28)
Best Scoring Run	9 (4 th 0:15)	6 (4 th 4:47)
Lead Changes	2	
Times Tied	4	
Time with Lead	37:31	00:36

Points from Turnovers	OLE	FLA
Paint	42	36
Second Chance	15	8
Fast Breaks	19	13
Bench	29	12

Period by Period Scoring	1st	2nd	3rd	4th	TOT
OLE	12	14	15	20	61
USF	12	18	5	18	53

GAME 15 • vs. TENNESSEE

Tennessee - 70

Record: 15-1 (4-0)

NO. Name	Min	FG	3P	FT	Rebounds	Fouls	TP	AS	TO	ST	Blocks	+/-
		M.A.	M.A.	M.A.	OR DR TOT	PF FF					BS BA	
2 Alexus Dye	F 25:16	7-12	0-0	3-3	1 3 4	1 5	17	1	2	0	0	0 4
20 Tamari Key	C 31:51	1-2	0-0	4-5	4 3 7	1 4	6	0	1	2	1	0 4
4 Jordan Walker	G 27:08	0-5	0-1	0-0	0 1 1	2 0	0	4	7	1	0	1 8
21 Tess Darby	G 24:39	3-6	3-6	4-4	1 3 4	1 1	13	1	0	2	0	0 -1
25 Jordan Horston	G 35:03	8-18	0-2	4-6	2 9 11	3 4	20	2	5	2	1	1 9
0 Brooklyn Miles	17:42	1-2	0-1	0-2	1 3 4	1 1	2	1	4	1	0	0 18
1 Sara Puckett	16:30	2-3	1-2	0-0	1 1 2	3 0	5	1	0	0	0	0 9
12 Rae Burrell	12:17	0-3	0-2	2-6	0 1 1	1 3	2	1	0	1	0	0 8
13 Keyen Green	08:34	2-2	0-0	1-1	1 0 1	1 1	5	2	0	0	0	0 8
Team					6 5 11		0	3				
Totals	24:53	4-14	18-27	17 29 46	14 19 70	13 22	9 2	2 12				

Technical Fouls: NONE

Shooting By Period	1st FG%	2nd FG%	3rd FG%	4th FG%	GM FG%
1st FG%	5-15 33.3%				
2nd FG%		9-14 64.3%			
3rd FG%			4-5 80.0%		
4th FG%				5-11 45.5%	
GM FG%					24-53 45.3%
3PT%					4-14 28.6%
FT%					18-27 66.7%

Dead Ball Rebounds: 5, 0

Ole Miss - 58

Record: 13-2 (1-1)

NO. Name	Min	FG	3P	FT	Rebounds	Fouls	TP	AS	TO	ST	Blocks	+/-
		M/A	M/A	M/A	OR DR TOT	PF FF					BS BA	
5 Snudda Collins	F 23:50	2-10	1-6	3-5	0 0 0	3 2	8	0	2	3	0	0 -6
24 Madison Scott	F 26:34	3-8	0-1	1-1	3 2 5	1 2	7	0	0	1	0	0 -3
0 Shakira Austin	C 35:43	8-10	0-10	10-12	4 5 9	1 7	26	0	4	1	1	0 -9
2 Mimi Reid	G 16:45	0-2	0-2	0-0	0 0 0	2 0	0	3	3	0	0	0 -17
3 Donnetta Johnson	G 13:56	3-8	0-1	0-0	2 1 3	4 0	6	1	0	0	0	1 -2
1 Lashonda Monk	23:15	4-12	1-2	2-2	2 2 2	2 2	11	0	3	2	2	0 1
10 Destiny Salay	0:27	0-0	0-0	0-0	0 0 0	1 0	0	0	0	0	0	1 5
40 Andrius Puckett	0:11	0-0	0-0	0-0	0 0 0	0 0	0	0	0	0	0	0 -2
15 Angel Barker	14:43	0-5	0-2	0-0	0 3 3	3 0	0	3	1	1	0	0 -2
25 Tyia Douglas	13:03	0-3	0-3	0-0	0 1 1	0 0	0	0	0	2	0	0 -5
11 Iyanika Kitchens	03:22	0-0	0-0	0-0	0 0 0	0 0	0	0	0	0	0	0 -2
23 Jacorriah Bracey	07:31	0-0	0-0	0-0	0 0 0	0 0	0	0	0	1	0	0 -5
32 Caitlin McGee	04:47	0-0	0-0	0-0	0 0 0	1 1	1	0	0	0	0	0 -4
Team					11 16 28	20 24	10	0	13	21	0	0
Totals		20-59	2-18	16-20	12 21 28	20 24	53	10	0	21	2	0 -12

GAME 17 • vs. MISSISSIPPI STATE

Mississippi St. - 71

Record: 11-3 (5-2)

NO. Name	Min	FG	3P	FT	Rebounds	Fouls	TP	AS	TO	ST	Blocks	+/-
		M.A.	M.A.	M.A.	OR DR TOT	PF FD					BS BA	
5 Ricket Jackson	F 38:16	8-15	3-4	3-3	2 3 5	2 3	22	1 2	1 1	0 0	-15	
0 Anastasia Hayes	G 36:59	9-15	1-1	5-6	0 4 4	4 4	24	3 5	3 0	1 1	-15	
1 Myah Taylor	G 40:00	0-6	0-2	0-0	0 2 2	4 0	0	1 6	1 0	0 0	-15	
2 Jerkela Jordan	G 38:05	7-9	1-1	0-0	2 2 4	3 1	15	0 1	0 1	0 0	-11	
10 Aislyn Hayes	G 17:56	0-3	0-1	0-0	0 0 0	1 3	0	5 1	1 0	0 0	-18	
23 Caterlin Thompson	23:48	4-10	0-4	2-2	0 3 3	1 1	10	3 0	3 0	0 0	-3	
22 Charlotte Kohl	04:56	0-0	0-0	0-0	0 0 0	1 0	0	0 0	0 0	0 0	-4	
Team					1 4 5		0		2			
Totals		28-58	5-13	10-11	5 18 23	16 12	71	13 17	9 2	1 1	-15	

Technical Fouls: NONE

Shooting By Period	1st FG%	2nd FG%	3rd FG%	4th FG%	FT%	GM FG%
1st FG%	6-12 50.0%					
3PT%	1-1 100.0%					
FT%	0-0 0%					
2nd FG%	5-14 35.7%					
3PT%	0-4 0.0%					
FT%	3-3 100%					
3rd FG%	4-13 30.8%					
3PT%	0-1 0.0%					
FT%	6-7 85.7%					
4th FG%	13-19 68.4%					
3PT%	4-7 57.1%					
FT%	1-1 100%					
GM FG%	28-58 48.3%					
3PT%	5-13 38.5%					
FT%	10-11 90.9%					

Dead Ball Rebounds: 1, 0

Ole Miss - 86

Record: 15-2 (3-1)

NO. Name	Min	FG	3P	FT	Rebounds	Fouls	TP	AS	TO	ST	Blocks	+/-
		M.A.	M.A.	M.A.	OR DR TOT	PF FD					BS BA	
24 Madison Scott	F 24:54	5-10	0-0	2-2	2 4 6	2 3	12	2 1	3 0	0 0	16	
0 Shakira Austin	C 23:46	8-13	2-2	3-5	1 9 10	2 5	21	1 2	2 0	0 0	21	
1 Lashonda Monk	G 21:22	5-11	0-1	2-2	1 0 1	1 1	12	5 2	2 0	0 0	8	
2 Mimi Reid	G 22:47	1-2	0-0	0-0	0 1 1	2 0	2	6 6	0 0	0 0	19	
3 Donnetta Johnson	G 22:01	6-10	0-0	0-0	6 4 10	1 0	12	4 1	0 0	0 0	12	
5 Snudda Collins	08:15	0-2	0-0	0-0	0 0 0	0 0	0	1 0	0 0	0 0	2	
15 Angel Baker	18:25	8-13	1-1	0-0	1 0 1	1 1	17	0 1	1 0	0 0	6	
32 Caitlin McGee	19:58	3-3	0-0	2-2	3 4 7	0 2	8	0 1	0 0	0 0	-1	
10 Destiny Salary	17:58	1-4	0-1	0-0	1 2 3	1 2	2	0 0	0 1	0 1	2	
23 Jacorriah Bracey	06:56	0-2	0-0	0-0	0 0 0	0 0	0	2 0	0 0	0 0	-7	
4 Jaiyah Harris-Smith	05:54	0-1	0-0	0-2	0 0 0	0 1	0	0 0	0 0	0 0	3	
11 Iyanika Kitchens	01:51	0-0	0-0	2-2	0 2 2	1 1	0	0 0	0 0	0 0	2	
25 Tiya Douglas	05:53	0-0	0-0	0-0	0 0 0	0 0	0	1 0	0 0	0 0	-8	
Team					1 1 2		0		1			
Totals		37-71	3-5	9-15	18 25 43	12 16	86	21 15	8 1	2 1	15	

Technical Fouls: NONE

Shooting By Period	1st FG%	2nd FG%	3rd FG%	4th FG%	FT%	GM FG%
1st FG%	6-12 50.0%					
3PT%	0-0 0.0%					
FT%	1-1 100%					
2nd FG%	12-20 60.0%					
3PT%	0-1 0.0%					
FT%	1-2 50%					
3rd FG%	9-17 52.9%					
3PT%	1-1 100%					
FT%	5-8 62.5%					
4th FG%	5-12 41.7%					
3PT%	2-3 66.7%					
FT%	2-4 50%					
GM FG%	37-71 52.1%					
3PT%	3-5 60.0%					
FT%	9-15 60.0%					

Dead Ball Rebounds: 4, 0

	MSU	OLE
Biggest lead	0 (1 st 10:00)	32 (3 rd 0:03)
Best Scoring Run	7 (4 th 5:15)	12 (1 st 5:34)
Lead Changes	0	
Times Tied	0	
Time with Lead	00:00	39:38

Points from Turnovers	MSU	OLE
Paint	44	46
Second Chance	8	20
Fast Breaks	9	8
Bench	10	27

Period by Period Scoring	1st	2nd	3rd	4th	TOT
MSU	13	13	14	31	71
OLE	23	25	24	14	86



GAME 18 • at TEXAS A&M

Ole Miss - 80

Record: 16-2 (6-1)

NO. Name	Min	FG	3P	FT	Rebounds	Fouls	TP	AS	TO	ST	Blocks	+/-
		M.A.	M.A.	M.A.	OR DR TOT	PF FD					BS BA	
24 Madison Scott	F 26:42	4-9	0-0	2-4	3 5 8	1 2	10	3 0	0 1	0 0	19	
0 Shakira Austin	C 27:52	4-10	0-1	3-7	4 4 8	1 6	11	2 2	2 4	1 0	29	
1 Lashonda Monk	G 24:15	7-12	0-1	2-2	0 1 1	1 2	16	6 1	3 0	0 0	13	
2 Mimi Reid	G 26:16	1-2	0-0	1 2 3	1 1 3	6 0	0	0 0	0 0	0 0	17	
3 Donnetta Johnson	G 17:40	5-8	0-0	0 0 1	1 2 0	1 0	1	0 0	0 0	0 0	13	
5 Snudda Collins	25:43	3-8	2-6	0-0	1 1 2	2 0	8	1 0	2 0	0 1	23	
15 Angel Baker	22:55	6-12	3-6	0-0	2 3 5	2 0	15	3 1	0 0	0 0	-7	
11 Iyanika Kitchens	13:16	1-4	0-0	0 0 1	2 3 5	0 0	2	0 0	0 0	0 1	-4	
40 Andeja Puckett	02:57	0-0	0-0	0 0 0	0 0 0	0 0	0	0 0	0 0	0 0	-5	
32 Caitlin McGee	06:51	3-5	0-0	1-2	0 0 0	1 1	3	0 0	0 0	0 0	-6	
10 Destiny Salary	03:34	1-2	0-0	0 0 0	1 1 2	1 0	2	0 0	0 0	0 1	-6	
4 Jaiyah Harris-Smith	01:48	0-0	0-0	0 0 0	0 1 0	0 0	0	0 0	0 0	0 0	1	
12 Jordan Berry	00:11	0-0	0-0	0 0 0	0 0 0	0 0	0	0 0	0 0	0 0	-2	
Team					1 2 3		0		1			
Totals		33-68	6-16	8-15	14 23 37	17 12	80	22 6	7 5	4 1	17	

Technical Fouls: NONE

Shooting By Period	1st FG%	2nd FG%	3rd FG%	4th FG%	FT%	GM FG%
1st FG%	9-25 36.0%					
3PT%	1-6 16.7%					
FT%	0-1 0%					
2nd FG%	11-15 73.3%					
3PT%	4-6 66.7%					
FT%	2-3 66.7%					
3rd FG%	7-13 53.8%					
3PT%	0-2 0.0%					
FT%	5-9 55.6%					
4th FG%	6-15 40.0%					
3PT%	1-2 50.0%					
FT%	1-2 50%					
GM FG%	33-68 48.5%					
3PT%	6-16 37.5%					
FT%	8-15 53.3%					

Dead Ball Rebounds: 3, 0

Texas A&M - 63

Record: 11-7 (5-5)

NO. Name	Min	FG	3P	FT	Rebounds	Fouls	TP	AS	TO	ST	Blocks	+/-
		M.A.	M.A.	M.A.	OR DR TOT	PF FD					BS BA	
32 Aaliyah Patti	F 19:27	2-5	0-1	1-2	0 2 2	2 2	5	0 4	1 1	1 1	-15	
44 Sydney Roby	C 14:30	2-4	0-0	1-2	1 2 3	4 1	5	0 2	0 0	0 0	-12	
2 Qadashah Hoppie	G 32:26	2-8	1-4	3-4	0 3 3	1 2	8	2 4	0 0	0 0	-14	
5 Jordan Nixon	G 27:59	3-7	1-3	0-0	1 5 6	0 0	7	8 2	0 0	0 0	-16	
11 Kayla Wells	G 31:41	3-5	0-3	6-7	0 2 2	1 4	14	1 1	1 1	1 1	-12	
13 Jada Malone	08:01	2-4	0-0	0-0	2 1 3	0 1	4	0 1	1 0	0 2	-10	
3 Destiny Pitts	21:26	1-4	1-4	0-0	1 3 4	3 1	3	0 1	1 0	0 0	-1	
14 Malayah Johnson	11:14	3-6	0-0	1-1	2 1 3	0 2	7	0 0	0 0	1 0	4	
24 Sahara Jones	16:59	2-5	0-1	0-0	2 1 3	0 0	1	4 0	1 0	0 0	1	
23 McKinnis Green	08:39	1-1	0-0	1-1	0 1 1	0 1	3	0 0	0 0	0 0	-9	
4 Kay Kay Green	04:56	0-2	0-0	3-4	0 1 1	1 2	3	1 0	0 0	0 0	9	
21 Enny Kindred	01:59	0-0	0-0	0 0 0	0 1 0	0 0	0	0 0	0 0	0 0	0	
22 Kenyal Perry	00:43	0-0	0-0	0 0 0	0 0 0	0 0	0	0 0	0 0	0 0	3	
Team					2 2 4		0		1			
Totals		21-51	5-16	16-21	11 25 36	12 17	63	12 17	3 4	5 1	17	

Technical Fouls: NONE

	OM	TAMU
Biggest lead	28 (3 rd 3:07)	2 (1 st 5:19)
Best Scoring Run	14 (3 rd 3:54)	6 (4 th 3:34)
Lead Changes	2	
Times Tied	5	
Time with Lead	35:23	00:26

Points from Turnovers	OM	TAMU
Paint	34	26
Second Chance	11	9
Fast Breaks	10	3
Bench	30	24

Period by Period Scoring	1st	2nd	3rd	4th	TOT
OM	19	28	19	14	80
TAMU	19	15	6	23	63



GAME 19 • at KENTUCKY

Ole Miss - 63

Record: 17-2 (5-1)

NO.	Name	Min	FG	3P	FT	Rebounds	Fouls	TP	AS	TO	ST	Blocks	+/-
			M	A	M	OR	DR	TOT	PF	FD		BS	BA
24	Madison Scott	F 30:13	5-8	0-0	0-0	2 5 7	3 1	10	2 4	0 0	0 0	14	
0	Shakira Austin	C 26:55	10-18	0-0	4-4	2 6 8	5 4	24	2 1	0 2	0 0	18	
1	Lashonda Monk	C 21:23	3-11	0-0	4-6	1 2 3	4 5	10	3 0	2 0	2 0	10	
2	Mimi Reid	G 28:17	0-3	0-0	0-0	0 2 2	1 3	0	3 0	1 0	2 0	-3	
3	Donnetta Johnson	G 15:17	2-3	0-0	0-0	0 0 0	1 1	4	0 0	1 0	0 0	2	
15	Angel Baker	28:27	1-8	0-0	1-2	2 3 5	2 2	3	5 0	2 0	0 1	12	
5	Snudda Collins	31:56	4-11	4-9	0-0	0 2 2	2 1	12	0 2	1 0	0 0	7	
10	Destiny Salary	01:53	0-0	0-0	0-0	0 0 0	1 0	0	0 0	1 0	0 0	-1	
32	Caitlin McGee	08:11	0-3	0-0	0-0	2 0 2	0 0	0	0 0	0 0	0 0	-6	
11	Iyanika Kitchens	07:28	0-0	0-0	0-0	2 0 2	2 0	0	0 1	0 0	0 0	-8	
Team						1 2 3		0		2			
Totals				25-65	4-9	9-12	12 22 34	21 17	63	15	13	7 0	9

GAME 21 • vs. GEORGIA

Georgia - 62

Record: 16-4 (5-3)

NO.	Name		Min	FG		3P		FT		Rebounds		Fouls		TP	AS	TO	ST	Blocks		+/-
				M.A.	M.A.	M.A.	M.A.	OR	DR	TOT	FF	FD	FD					BS	BA	
20	Jordan Isaacs	F	23:30	1-3	0-0	0-4	1	0	1	2	3	2	0	1	1	0	0	0	6	
14	Jenna Stalti	C	35:10	10-14	2-4	0-0	1	10	11	3	0	22	1	2	0	0	1	15		
3	Sarah Ashlee Barker	G	31:37	3-7	1-3	5-6	1	6	7	4	12	5	2	2	1	0	0	14		
4	Mikayla Coombs	G	35:40	4-10	0-0	0-0	1	4	5	2	2	8	2	2	0	0	0	31		
23	Que Morrison	G	37:25	5-13	0-1	0-0	1	5	6	1	3	10	5	7	1	0	0	1		
35	Javyn Nicholson		12:24	2-2	0-0	2-2	0	2	2	1	2	6	0	1	1	0	0	4		
1	Chloe Chapman		08:56	0-1	0-0	0-0	0	3	3	0	0	0	0	3	4	0	0	1	-5	
21	Reigan Richardson		06:22	0-1	0-1	0-0	0	0	0	0	0	0	0	0	0	0	0	0		
22	Malury Bates		08:56	1-3	0-0	0-0	0	1	1	1	0	2	0	0	0	1	1	0	-5	
Team								2	2	4				0						
Totals				26-54	3-9	7-12	7	33	40	14	14	62	16	19	6	2	2	10		

Technical Fouls: NONE

Shooting By Period	
1 st FG%	8-20 40.0%
3PT%	3-6 50.0%
FT%	2-2 100%
2 nd FG%	6-17 35.3%
3PT%	0-3 0.0%
FT%	0-2 0%
3 rd FG%	8-11 72.7%
3PT%	6-0 0.0%
FT%	3-4 75%
4 th FG%	4-6 66.7%
3PT%	0-0 0.0%
FT%	2-4 50%
GM FG%	26-54 48.1%
3PT%	3-9 33.3%
FT%	7-12 58.3%

Dead Ball Rebounds: 2.0

Ole Miss - 52

Record: 17-4 (5-3)

NO.	Name		Min	FG		3P		FT		Rebounds		Fouls		TP	AS	TO	ST	Blocks		+/-
				M.A.	M.A.	M.A.	M.A.	OR	DR	TOT	FF	FD	FD					BS	BA	
24	Madison Scott	F	17:07	1-5	0-0	4-6	3	3	6	5	3	6	1	2	0	0	0	-7		
0	Shakira Austin	C	33:23	3-14	0-0	3-8	4	7	11	0	4	9	0	3	1	0	1	-10		
1	Lashonda Monk	G	27:28	3-10	0-1	0-0	0	2	2	4	1	6	1	3	6	0	1	-1		
2	Mimi Reid	G	20:05	2-4	0-2	0-0	1	1	0	0	4	2	2	2	0	0	-5			
3	Donnetta Johnson	G	15:33	2-8	0-0	1-1	0	3	3	0	2	5	0	1	2	0	0	-10		
15	Angel Baker		33:56	6-14	0-2	1-2	3	1	4	2	2	13	3	2	2	0	0	-11		
5	Snudda Collins		19:00	0-4	0-3	1-3	0	0	0	1	1	1	0	0	0	0	0	-1		
32	Callin McGee		23:38	3-4	1-2	1-2	2	2	4	1	1	8	0	1	1	2	0	-8		
11	Iyanla Kitchens		03:05	0-0	0-0	0-0	1	1	2	1	0	0	0	0	0	0	0	2		
10	Destiny Salary		06:45	0-1	0-0	0-0	0	1	1	2	1	0	0	0	0	1	0	0	2	
Team								2	4			0		0						
Totals				20-64	1-10	11-22	15	23	38	14	14	52	7	14	15	2	2	10		

Technical Fouls: NONE

Shooting By Period	
1 st FG%	4-14 28.6%
3PT%	0-1 0.0%
FT%	0-2 0%
2 nd FG%	5-15 33.3%
3PT%	0-3 0.0%
FT%	2-4 50%
3 rd FG%	6-19 31.6%
3PT%	1-2 50.0%
FT%	6-10 60%
4 th FG%	5-16 31.3%
3PT%	0-4 0.0%
FT%	3-6 50%
GM FG%	20-64 31.3%
3PT%	1-10 10.0%
FT%	11-22 50.0%

Dead Ball Rebounds: 7.1

	UGA	OM
Biggest lead	17 (3 rd 7:49)	4 (1 st 8:34)
Best Scoring Run	13 (1 st 1:20)	9 (4 th 5:42)
Lead Changes	1	
Times Tied	1	
Time with Lead	36:02	03:26

Points from	UGA	OM
Turnovers	13	16
Paint	34	22
Second Chance	4	9
Fast Breaks	4	6
Bench	8	22

Period by Period Scoring					
	1st	2nd	3rd	4th	TOT
UGA	21	12	19	10	62
OM	8	12	19	13	52

Period by Period Scoring					
1st	2nd	3rd	4th	TOT	
UGA	21	12	19	10	62
OM	6	12	19	13	52

GAME 22 • at MISSOURI

Ole Miss - 61

Record: 16-4 (5-3)

NO.	Name		Min	FG		3P		FT		Rebounds		Fouls		TP	AS	TO	ST	Blocks		+/-
				M.A.	M.A.	M.A.	M.A.	OR	DR	TOT	FF	FD	FD					BS	BA	
24	Madison Scott	F	28:18	5-10	0-0	0-0	3	6	9	5	2	10	0	3	0	1	0	17		
0	Shakira Austin	C	25:49	7-9	0-0	3-5	2	7	9	4	4	17	0	3	1	0	0	15		
1	Lashonda Monk	G	20:15	1-8	0-1	5-6	0	0	0	2	4	7	3	0	7	0	0	18		
3	Donnetta Johnson	G	21:18	2-4	0-0	0-0	1	2	3	1	0	4	3	1	1	0	0	28		
15	Angel Baker	G	30:09	1-10	0-4	2-2	0	1	1	0	3	4	1	1	1	0	0	10		
5	Snudda Collins		33:34	4-11	2-9	0-0	0	2	2	1	0	10	0	0	1	0	0	4		
2	Mimi Reid		19:45	1-2	1-1	0-0	0	1	1	2	1	3	2	4	1	0	0	-2		
32	Callin McGee		20:52	3-7	0-0	0-0	9	1	10	1	2	6	1	2	0	0	1	-8		
Team								1	2	3		0		0						
Totals				24-61	3-15	10-13	16	22	38	16	16	61	8	14	12	1	1	16		

Technical Fouls: Reid 4th 6:37

Shooting By Period	
1 st FG%	8-13 61.5%
3PT%	0-1 0.0%
FT%	2-2 100%
2 nd FG%	5-18 27.8%
3PT%	1-7 14.3%
FT%	0-1 0%
3 rd FG%	7-18 38.9%
3PT%	1-5 20.0%
FT%	2-2 100%
4 th FG%	4-12 33.3%
3PT%	1-2 50.0%
FT%	6-8 75%
GM FG%	24-61 39.3%
3PT%	3-15 20.0%
FT%	10-13 76.9%

Dead Ball Rebounds: 1.0

Missouri - 45

Record: 16-7 (5-5)

NO.	Name		Min	FG	3P	FT	Rebounds	Fouls	TP	AS	TO	ST	Blocks	BA	+/-
				M.A.	M.A.	M.A.	OR DR TOT	FF FD	FD	FD	FD	BS	BA		
43	Hayley Frank	F	36:10	2-6	0-1	0-0	0 2 2	1 3 4	1	2	0	1	0	0	-15
1	Lauren Hansen	G	26:54	2-6	0-2	0-0	0 0 0	0 2 1	4	1	2	1	0	0	-14
4	Mama Dembele	G	29:13	1-3	0-0	0-0	0 2 2	4 1 2	1	5	0	0	0	-9	
13	Haley Troup	G	24:59	1-2	0-0	3-4	0 0 0	0 2 2	5	2	6	0	0	-15	
33	Aijha Blackwell	G	33:25	1-5	0-3	0-0	0 10 10	4 2 1	3	1	0	0	0	-15	
0	LaDazhia Williams		24:51	11-17	0-0	2-3	1 1 2	2 5 24	1	3	2	0	0	-8	
24	Kiya Dorroh		08:14	0-0	0-0	0-0	0 1 1	0 0 0	0	0	1	0	0	2	
30	Izzy Higginbottom		10:56	1-3	0-1	0-0	0 0 0	0 0 0	2	0	0	2	0	-8	
32	Jayla Kelly		02:42	1-2	0-0	0	1 2 3	2 1 2	0	0	0	0	0	0	
2	Sara-Rose Smith		02:36	0-0	0-0	0-0	0 2 2	0 0 0	0	0	0	0	0	0	
Team							1 3 4		0	1					
Totals				20-44	0-7	5-7	3 23 26	17 15 45	7	21	6	1	1	-16	

Technical Fouls: Blackwell 4th 6:37

Shooting By Period	
1 st FG%	4-12 33.3%
3PT%	0-2 0.0%
FT%	0-0 0%
2 nd FG%	3-11 27.3%
3PT%	0-2 0.0%
FT%	0-0 0%
3 rd FG%	6-7 85.7%
3PT%	0-0 0.0%
FT%	5-7 71.4%
4 th FG%	7-14 50.0%
3PT%	0-3 0.0%
FT%	0-0 0%
GM FG%	20-44 45.5%
3PT%	0-7 0.0%
FT%	5-7 71.4%

Dead Ball Rebounds: 1.0

	OLE	MIZ
Biggest lead	21 (4 th 4:10)	0 (1 st 10:00)
Best Scoring Run	11 (3 rd 8:07)	6 (3 rd 2:36)
Lead Changes	0	
Times Tied	0	
Time with Lead	39:04	00:00

Points from	OLE	MIZ	Period by Period Scoring					
Turnovers	21	10		1st	2nd	3rd	4th	TOT
Paint	32	38	OLE	18	11	17	15	61
Second Chance	22	4						
Fast Breaks	7	2	MIZ	8	6	17	14	45
Bench	19	28						

GAME 25 • vs. TEXAS A&M

Texas A&M - 54

Record: 14-11 (4-9)

NO.	Name	Min	FG	3P	FT	Rebounds	Fouls	TP	AS	TO	ST	Blocks	+/-
			M/A	M/A	M/A	OR DR TOT	PF FD					BS BA	
32	Aaliyah Patty	F 30:16	4-11	0-1	0-2	2 4 6	3 3 8	3	0	0	2	0	-10
2	Qadishah Hoppie	G 21:26	1-5	0-1	2-2	0 3 3	3 1 4	0	7	0	0	0	-19
3	Destiny Pitts	G 30:48	3-5	1-2	0-0	1 5 6	2 2 7	0	4	0	0	0	-18
5	Jordan Nixon	G 27:53	2-7	0-1	1-2	0 2 2	3 3 5	4	1	3	0	0	-13
11	Kayla Wells	G 29:46	4-10	1-2	4-5	1 3 4	2 6 13	1	1	0	0	2	-20
44	Sydney Roby		16:23	2-4	0-0	2-4	1 3 4	3 2 6	0	5	0	0	-12
24	Sahara Jones		18:08	0-1	0-0	2-2	0 2 2	1 1 2	1	2	1	1	0
23	McKinzie Green		15:05	2-4	0-0	0-0	0 1 1	1 1 4	1	2	0	0	-10
13	Jada Malone		07:38	1-1	0-0	0-0	1 2 3	0 0 2	0	0	0	0	2
14	Maliyah Johnson		01:33	0-0	0-0	1-2	0 0 0	0 1 1	0	0	0	0	0
21	Eriny Kindred		01:34	1-1	0-0	0-0	0 0 0	0 0 2	0	0	0	0	0
Team						2 1 3		0					
Totals			20-49	2-7	12-19	8 26 34	18 20 54	10	22	4	3	3	-20

Technical Fouls: NONE

Shooting By Period		
1 st FG%	4-11	36.4%
3PT%	1-3	33.3%
FT%	3-4	75%
2 nd FG%	3-13	23.1%
3PT%	0-1	0.0%
FT%	1-4	25%
3 rd FG%	5-14	42.9%
3PT%	1-2	50.0%
FT%	4-5	80%
4 th FG%	7-11	63.6%
3PT%	0-1	0.0%
FT%	4-6	66.7%
GM FG%	20-49	40.8%
3PT%	2-7	28.6%
FT%	12-19	63.2%

Dead Ball Rebounds: 6, 0

Ole Miss - 74

Record: 15-6 (7-5)

NO.	Name	Min	FG	3P	FT	Rebounds	Fouls	TP	AS	TO	ST	Blocks	+/-
			M/A	M/A	M/A	OR DR TOT	PF FD					BS BA	
24	Madison Scott	F 34:12	5-14	0-0	3-6	7 7 14	0 3 13	5	3	1	1	1	20
0	Shakira Austin	C 14:30	4-7	0-0	4-4	1 2 3	5 2 12	0	1	1	1	0	10
1	Lashonda Monk	G 29:12	7-12	0-0	5-6	3 4 7	3 4 19	5	1	4	0	2	17
2	Mimi Reid	G 25:56	3-3	2-2	1-2	0 1 1	2 2 9	6	0	0	0	0	20
15	Angel Baker	G 12:53	1-7	0-2	0-0	0 2 2	2 1 2	0	4	0	0	0	11
5	Snudda Collins		26:54	2-9	2-8	0-0	0 1 1	2 0 6	0	0	1	0	10
11	Iyanika Kitchens		06:30	0-0	0-0	0-0	0 0 0	1 1 0	0	1	1	0	3
40	Andeja Puckett		15:13	2-5	0-1	0-0	1 2 3	2 1 4	0	1	0	0	4
3	Donnetta Johnson		17:16	2-7	0-0	1-1	2 1 3	2 2 5	2	1	1	0	6
32	Caitlin McGee		09:35	1-2	0-0	0-2	2 0 2	1 1 2	0	0	1	1	3
4	Jalayah Harris-Smith		06:49	1-3	0-1	0-0	1 1 2	1 0 2	0	0	0	0	-4
Team						2 1 3		0					
Totals			28-69	4-14	14-21	19 22 41	21 17 74	18	13	10	3	3	20

Technical Fouls: NONE

Dead Ball Rebounds: 3, 0

	TAMU	OM
Biggest lead	0 (1 st 10:00)	23 (3 rd 8:01)
Best Scoring Run	8 (4 th 9:22)	8 (2 nd 4:13)
Lead Changes	0	
Times Tied	0	
Time with Lead	00:00	39:27

Points from	TAMU	OM
Turnovers	10	15
Paint	26	28
Second Chance	7	22
Fast Breaks	6	8
Bench	17	19

Period by Period Scoring					
	1st	2nd	3rd	4th	TOT
TAMU	12	7	17	18	54
OM	16	19	17	22	74



GAME 27 • vs. ARKANSAS


GAME 28 • at AUBURN

0

shakira AUSTIN

Fredericksburg, Va. • Riverdale Baptist • Maryland

Senior • Center • 6-5



NOTES

AT OLE MISS

2020-21 (JUNIOR)

- WCBA Honorable Mention All-America
- Gillom Trophy Award Winner
- First-Team All-SEC
- Lisa Leslie Award Top-10 List member
- WNIT All-Tournament

AT MARYLAND

- 3x Big Ten Champion
- Played in 66 games, starting 47
- 10.1 PPG, 8.2 RPG and 2.0 BPG, .472 FG in two years
- Broke Maryland's single-season blocks record as a freshman (89)
- 35 double-digit games
- 15 double-doubles
- 26 games with multiple blocks, 22 with 10+ rebounds

- No. 1 nationally in 2019-20 in advanced analytic On-Court Forced Turnover Rate (via Pivot Analysis)
- 2020 Second-Team All-Big Ten
- 2019 All-Big Ten Defensive Team
- 2019 All-Big Ten Freshman Team

HIGH SCHOOL

- ESPN's No. 3 overall prospect, No. 2 forward
- McDonald's All-American

PERSONAL

- Oldest of six
- Her uncle played at Oregon and then professionally overseas

SEASON GAME-BY-GAME

Opponent	Date	GS	MIN	Total		3-Pointers		Free throws		Rebounds				PF	A	TO	BLK	STL	PTS	AVG	
				FG-FGA	PCT	3FG-3FGA	PCT	FT-FTA	PCT	OFF	DEF	TOT	AVG								
Belmont	11/11/2021	*	23:16	2-9	.222	0-2	.000	1-2	.500	2	6	8	8.0	4	1	3	1	0	5	5.0	
Mississippi Val.	11/14/2021	*	19:45	1-6	.167	0-1	.000	2-4	.500	2	8	10	9.0	3	5	3	1	2	4	4.5	
Lamar University	11/16/2021	*	26:22	9-16	.563	0-0	.000	2-3	.667	3	10	13	10.3	2	0	2	3	2	20	9.7	
Louisiana Tech	11/19/2021	*	26:44	5-11	.455	0-0	.000	3-4	.750	4	9	13	11.0	2	3	2	0	2	13	10.5	
Jackson St.	11/23/2021	*	26:00	10-18	.556	0-0	.000	4-6	.667	3	7	10	10.8	1	2	3	2	2	24	13.2	
vs San Diego St.	11/26/2021	*	31:09	4-11	.364	0-1	.000	5-7	.714	2	7	9	10.5	0	2	2	4	1	13	13.2	
at California	11/27/2021	*	27:33	4-9	.444	0-0	.000	6-8	.750	2	8	10	10.4	1	1	3	2	1	14	13.3	
New Orleans	12/01/2021	*	20:25	5-9	.556	0-0	.000	7-10	.700	4	4	8	10.1	2	3	3	2	3	17	13.8	
at Cincinnati	12/05/2021	*	28:01	3-7	.429	0-0	.000	2-4	.500	0	4	4	9.4	3	3	6	5	2	8	13.1	
at Hofstra	12/11/2021	*	22:26	7-15	.467	0-0	.000	4-7	.571	2	4	6	9.1	3	0	4	3	6	18	13.6	
Samford	12/17/2021	*	21:20	6-11	.545	0-0	.000	8-10	.800	2	6	8	9.0	1	2	0	0	3	20	14.2	
vs Texas Tech	12/20/2021	*	27:21	4-8	.500	0-0	.000	0-0	.000	1	4	5	8.7	1	1	1	2	0	8	13.7	
vs South Fla.	12/21/2021	*	19:40	4-7	.571	0-1	.000	0-0	.000	2	6	8	8.6	4	1	2	1	0	8	13.2	
at Florida	01/06/2022	*	24:59	4-16	.250	0-0	.000	10-15	.667	3	7	10	8.7	2	0	0	1	3	18	13.6	
Tennessee	01/09/2022	*	35:43	8-10	.800	0-0	.000	10-12	.833	4	5	9	8.7	1	0	4	1	1	26	14.4	
Alabama	01/13/2022	*	26:33	2-8	.250	0-1	.000	2-2	1.000	1	5	6	8.6	1	2	2	7	0	6	13.9	
Mississippi St.	01/16/2022	*	23:46	8-13	.615	2-2	1.000	3-5	.600	1	9	10	8.6	2	1	2	0	2	21	14.3	
at Texas A&M	01/20/2022	*	27:52	4-10	.400	0-1	.000	3-7	.429	4	4	8	8.6	1	2	2	4	2	11	14.1	
at Kentucky	01/23/2022	*	26:55	10-18	.556	0-0	.000	4-4	1.000	2	6	8	8.6	5	2	1	2	0	24	14.6	
at South Carolina	01/27/2022	*	31:11	5-18	.278	1-1	1.000	4-6	.667	1	6	7	8.5	4	2	4	1	0	15	14.7	
Georgia	01/30/2022	*	33:23	3-14	.214	0-0	.000	3-8	.375	4	7	11	8.6	0	0	3	0	1	9	14.4	
at Missouri	02/03/2022	*	25:49	7-9	.778	0-0	.000	3-5	.600	2	7	9	8.6	4	0	3	0	1	17	14.5	
LSU	02/07/2022	*	28:09	5-10	.500	0-1	.000	1-2	.500	1	7	8	8.6	3	2	3	2	0	11	14.3	
Mississippi St.	02/13/2022	*	36:48	6-12	.500	0-0	.000	8-10	.800	2	12	14	8.8	3	2	2	1	0	20	14.6	
Texas A&M	02/17/2022	*	14:30	4-7	.571	0-0	.000	4-4	1.000	1	2	3	8.6	5	0	1	1	1	12	14.5	
Totals			25	655:42	130-282	.461	3-11	.273	99-145	.683	55	160	215	8.6	58	37	61	46	35	362	14.5

Player Averages

Games Played	Minutes/game	Points/game	FG Pct	3FG Pct	FT Pct	Rebounds/game	Assists/game	Turnovers/game	Assist/Turnover ratio	Steals/game	Blocks/game
25	26.2	14.5	46.1	27.3	68.3	8.6	1.5	2.4	0.6	1.4	1.8

THE AUSTIN FILE

BIRTHDAY	JULY 25, 2000
MAJOR	MULTI-DISCIPLINARY STUDIES
PARENTS	JESSICA KING & DAVID AUSTIN

OTHER REBELS TO WEAR #1

Gabby Crawford	2019
Kiara Golden	2014-16
Chyna Nixon	2018

CAREER HIGHS

Points: 29, at #13 Arkansas (03/04/21)
Rebounds: 21, vs. Coppin State (11/09/18)
Assists: 5, vs. Iowa (02/13/20)
Steals: 6, at Hofstra (12/11/21)
Blocks: 8, 2x last at Purdue (02/25/19)
Field Goals: 11, vs. Loyola (12/08/19)
Free Throws: 12, vs. Jackson State (12/15/20)
Three Pointers: 2, vs. Mississippi St. (1/16/22)

SEASON HIGHS

Points: 26, vs. Tennessee (1/9/22)
Rebounds: 14, at Mississippi State (2/13/22)
Assists: 5, vs. MVSU (11/14/21)
Steals: 6, at Hofstra (12/11/21)
Blocks: 7, vs. Alabama (1/13/22)
Field Goals: 10, 2x, last at Kentucky (1/23/22)
Free Throws: 10, 2x, last vs. Tennessee (1/9/22)
Three Pointers: 2, vs. Mississippi St. (1/16/22)

SEASON SUPERLATIVES

Double-Figure Points: 18x, last vs. Texas A&M (2/17/22)
Double-Figure Rebounds: 9x, last at Mississippi State (2/13/22)
Double-Doubles: 7x, last at Mississippi State (2/13/22)
5+ Rebounds: 22x, last at Mississippi State (2/13/22)
5+ Assists: 1, vs. MVSU (11/14/21)
Led Team in Points: 13x, last at Missouri (2/3/22)
Led Team in Rebounds: 17x, last at Mississippi State (2/13/22)
Led Team in Assists: 1, 2x, last at Cal (11/27/21)

CAREER STATS

SEASON	TEAM	GP-GS	MIN/AVG	Field Goals		3-Point		F-Throws		Rebounds				Scoring						
				FG-FGA	FG%	3FG-3FGA	3FG%	FT-FTA	FT%	OFF	DEF	TOT	AVG	PF-FO	A	TO	BLK	STL	PTS	AVG
2018-19	MD	34-21	798/23.5	108-250	.432	0-0	.000	69-144	.479	98	226	324	9.5	75-2	38	57	89	36	285	8.4
2019-20	MD	32-26	761/23.8	141-277	.509	0-1	.000	101-157	.643	62	156	218	6.8	89-5	53	92	41	57	383	12.0
2020-21	OM	27-26	779/28.9	187-360	.519	3-17	.176	126-166	.759	60	185	245	9.1	61-1	35	92	48	43	503	18.6
2021-22	OM	25-25	656/26.2	130-282	.461	3-11	.273	99-145	.683	55	160	215	8.6	58-2	37	61	46	35	362	14.5
TOTAL FOR OM		52-51	1435/27.6	317-642	.494	6-28	.214	225-311	.723	115	345	460	8.8	119-3	72	153	94	78	865	16.6
TOTAL		118-98	2994/25.4	566-1169	.484	6-29	.207	395-612	.645	275	727	1002	8.5	283-10	163	302	224	171	1533	13.0

1 lashonda
MONK

Greensboro, N.C. • Southwest Guilford • ECU

Graduate Student • Guard • 5-6



NOTES

AT ECU

- Two-time AAC Defensive Player of the Year
- Four-time All-AAC honoree
- ECU all-time leader in steals
- Set the ECU single-season steals record with 125
- Played 111 games for the Pirates

HIGH SCHOOL

- Top-150 prospect out of Southwest Guilford HS
- Earned All-Conference honors as a senior

PERSONAL

- Born August 13, 1999

THE MONK FILE

BIRTHDAY	AUGUST 13, 1999
MAJOR	MULTI-DISCIPLINARY STUDIES

OTHER REBELS TO WEAR #1

Sarah Dumitrescu	2020-21
Bree Glover	2017-18
Shae Nelson	2010

CAREER HIGHS

Points: 32, at Cincinnati (12/20/20)
 Rebounds: 12, at SMU (02/11/20)
 Assists: 9, 3x, last vs. New Orleans (12/1/21)
 Steals: 10, vs. SMU (02/03/18)
 Blocks: 2, 3x, last at Cincinnati (12/20/20)
 Field Goals: 11, vs. Wake Forest (11/24/18)
 Free Throws: 15, vs. Memphis (02/09/19)
 Three Pointers: 4, 6x, last vs. Wichita St. (02/20/21)

SEASON HIGHS

Points: 19, 2x, last vs. Texas A&M (2/17/22)
 Rebounds: 7, vs. Texas A&M (2/17/22)
 Assists: 9, vs. New Orleans (12/1/21)
 Steals: 7, at Missouri (2/3/22)
 Blocks:
 Field Goals: 8, vs. Alabama (1/13/22)
 Free Throws: 5, 3x, last vs. Texas A&M (2/17/22)
 Three Pointers: 1, 2x, last vs. Tennessee (1/9/22)

SEASON SUPERLATIVES

Double-Figure Points: 11x, last vs. Texas A&M (2/17/22)
 Double-Figure Rebounds:
 Double-Doubles:
 5+ Rebounds: 3x, last vs. Texas A&M (2/17/22)
 5+Assists: 5x, last vs. Texas A&M (2/17/22)
 Led Team in Points: 3x, last vs. Texas A&M (2/17/22)
 Led Team in Rebounds:
 Led Team in Assists: 11x, last at Mississippi State (2/13/22)

SEASON GAME-BY-GAME

Opponent	Date	GS	MIN	Total		3-Pointers		Free throws		Rebounds			PF	A	TO	BLK	STL	PTS	AVG		
				FG-FGA	PCT	3FG-3FGA	PCT	FT-FTA	PCT	OFF	DEF	TOT								AVG	
Belmont	11/11/2021	*	18:26	0-7	.000	0-0	.000	2-2	1.000	0	1	1	1.0	1	0	2	2	2	2.0		
Mississippi Val.	11/14/2021		14:39	5-5	1.000	0-0	.000	2-4	.500	0	0	0	0.5	0	3	1	0	2	12.0		
Lamar University	11/16/2021		14:30	4-4	1.000	0-0	.000	0-0	.000	0	0	0	0.3	2	3	1	0	1	8.7		
Louisiana Tech	11/19/2021		15:27	1-5	.200	0-0	.000	1-2	.500	1	2	3	1.0	3	4	1	0	2	3	6.3	
Jackson St.	11/23/2021		19:35	3-6	.500	1-1	1.000	2-3	.667	0	5	5	1.8	0	2	2	0	1	9	6.8	
vs San Diego St.	11/26/2021		19:50	1-5	.200	1-2	.500	5-6	.833	0	1	1	1.7	2	3	1	0	1	8	6.7	
at California	11/27/2021		20:05	4-9	.444	1-1	1.000	3-3	1.000	0	2	2	1.7	2	1	2	0	2	12	7.7	
New Orleans	12/01/2021		18:40	0-2	.000	0-1	.000	1-2	.500	0	4	4	2.0	3	9	1	0	1	1	6.9	
at Cincinnati	12/05/2021		18:38	1-5	.200	0-0	.000	4-4	1.000	0	1	1	1.9	3	1	1	0	1	6	6.8	
at Hofstra	12/11/2021		17:17	2-4	.500	0-0	.000	2-2	1.000	1	1	2	1.9	1	0	1	0	0	6	6.7	
Samford	12/17/2021		21:27	2-7	.286	0-1	.000	0-0	.000	0	3	3	2.0	0	8	3	0	3	4	6.5	
vs Texas Tech	12/20/2021		17:10	5-7	.714	0-1	.000	0-0	.000	1	1	2	2.0	1	3	4	0	2	10	6.8	
vs South Fla.	12/21/2021		19:09	3-5	.600	0-0	.000	3-4	.750	0	0	0	1.8	0	1	1	0	0	9	6.9	
at Florida	01/06/2022		20:48	4-8	.500	0-1	.000	3-6	.500	0	0	0	1.7	3	3	2	0	4	11	7.2	
Tennessee	01/09/2022		23:15	4-12	.333	1-2	.500	2-2	1.000	2	1	3	1.8	2	3	2	0	2	11	7.5	
Alabama	01/13/2022	*	19:59	8-13	.615	0-0	.000	3-4	.750	2	2	4	1.9	4	4	1	0	1	19	8.2	
Mississippi St.	01/16/2022	*	21:22	5-11	.455	0-1	.000	2-2	1.000	1	0	1	1.9	1	5	2	0	2	12	8.4	
at Texas A&M	01/20/2022	*	24:15	7-12	.583	0-1	.000	2-2	1.000	0	1	1	1.8	1	6	1	0	3	16	8.8	
at Kentucky	01/23/2022	*	21:23	3-11	.273	0-0	.000	4-6	.667	1	2	3	1.9	4	3	0	0	2	10	8.9	
at South Carolina	01/27/2022	*	22:47	3-10	.300	0-0	.000	0-0	.000	2	2	4	2.0	3	0	2	0	1	6	8.8	
Georgia	01/30/2022	*	27:28	3-10	.300	0-1	.000	0-0	.000	0	2	2	2.0	4	1	3	0	6	6	8.6	
at Missouri	02/03/2022	*	20:15	1-8	.125	0-1	.000	5-6	.833	0	0	0	1.9	2	3	0	0	7	7	8.5	
LSU	02/07/2022	*	28:60	3-17	.176	0-1	.000	4-5	.800	2	3	5	2.0	5	4	4	0	1	10	8.6	
at Mississippi St.	02/13/2022	*	24:05	2-4	.500	0-0	.000	0-0	.000	2	0	2	2.0	4	3	4	0	2	4	8.4	
Texas A&M	02/17/2022	*	29:12	7-12	.583	0-0	.000	5-6	.833	3	4	7	2.2	3	5	1	0	4	19	8.8	
Totals			11	518:43	81-199	.407	4-15	.267	55-71	.775	18	38	56	2.2	54	78	43	0	53	221	8.8

Player Averages

Games Played	Minutes/game	Points/game	FG Pct	3FG Pct	FT Pct	Rebounds/game	Assists/game	Turnovers/game	Assist/Turnover ratio	Steals/game	Blocks/game
25	20.7	8.8	40.7	26.7	77.5	2.2	3.1	1.7	1.8	2.1	0.0

CAREER STATS

				Field Goals		3-Point		F-Throws		Rebounds									Scoring	
SEASON	TEAM	GP-GS	MIN/AVG	FG-FGA	FG%	3FG-3FGA	3FG%	FT-FTA	FT%	OFF	DEF	TOT	AVG	PF-FO	A	TO	BLK	STL	PTS	AVG
2017-18	ECU	31-11	618/19.9	81-217	.373	9-41	.220	61-101	.604	31	59	90	2.9	80-2	93	85	6	75	232	7.5
2018-19	ECU	30-29	903/30.1	127-377	.337	32-136	.235	110-139	.791	31	80	111	3.7	65-0	101	91	5	116	396	13.2
2019-20	ECU	30-28	1010/33.7	160-472	.339	44-156	.282	83-109	.761	24	102	126	4.2	75-0	109	104	6	125	447	14.9
2020-21	ECU	20-20	601/30.0	97-287	.338	30-107	.280	45-57	.789	14	77	91	4.6	53-0	61	46	7	59	269	13.5
2021-22	OM	25-11	519/20.7	81-199	.407	4-15	.267	55-71	.775	18	38	56	2.2	54-1	78	43	0	53	221	8.8
TOTAL FOR OM		25-11	519/20.7	81-199	.407	4-15	.267	55-71	.775	18	38	56	2.2	54-1	78	43	0	53	221	8.8
TOTAL		136-99	3651/26.8	546-1552	.352	119-455	.262	354-477	.742	118	356	474	3.5	327-3	442	369	24	428	1565	11.5

2

mimi REID

Bronx, N.Y. • The Patrick School

Redshirt Senior • Guard • 5-8



NOTES

2020-21 (JUNIOR)

- Ranked second in the SEC in assists (4.6)
- 12 games with five or more assists
- Played in all 27 games, making 17 starts

2019-20 (SOPHOMORE)

- Led team in assists (4.1), starts (28), and minutes (32.9)
- Set career-highs in points (21), FG Made (8), and 3PM (2) at Tennessee
- 2nd career double-double vs. Alabama State (16 points, 10 assists)
- 5+ assists in 11 games

2018-19 (JUNIOR)

- Played in 29 of 31 games
- Tied for team lead in starts (26)
- 2x SEC Freshman of the Week
- Led all SEC freshmen in assists (4.3/game)

2017-18 (FRESHMAN)

- Redshirted after suffering a season-ending injury.

HIGH SCHOOL

- Played prep at The Patrick School in NJ
- Led team to state finals vs. #1 Rutgers Prep • Averaged 10.4 points, 4.8 rebounds and 3.7 assists per game as a senior
- NY Daily News All-Brooklyn all-star team
- Two-time first team all-state and all-metro
- Four-star prospect, No. 49 ranking from Prospects Nation and ranks as the No. 11 point guard in her class.

PERSONAL

- Full name is Milicia Reid
- Sister, Milan Germany, played basketball at Marshall

SEASON GAME-BY-GAME

Opponent	Date	GS	MIN	Total		3-Pointers		Free throws		Rebounds				PF	A	TO	BLK	STL	PTS	AVG
				FG-FA	PCT	3FG-3FGA	PCT	FT-FTA	PCT	OFF	DEF	TOT	AVG							
Belmont	11/11/2021		25:45	3-3	1.000	0-0	.000	6-6	1.000	0	1	1	1.0	1	2	1	1	1	12	12.0
Mississippi Val.	11/14/2021	*	17:05	4-5	.800	1-2	.500	2-3	.667	0	0	0	0.5	1	5	2	0	1	11	11.5
Lamar University	11/16/2021	*	21:46	0-1	.000	0-0	.000	4-4	1.000	1	2	3	1.3	0	8	2	0	0	4	9.0
Louisiana Tech	11/19/2021	*	23:11	0-2	.000	0-1	.000	1-2	.500	0	0	0	1.0	2	9	1	0	1	1	7.0
vs San Diego St.	11/23/2021	*	17:43	0-1	.000	0-0	.000	4-4	1.000	0	0	0	0.8	2	4	2	0	3	4	6.4
at California	11/26/2021	*	17:48	0-0	.000	0-0	.000	2-2	1.000	0	1	1	0.8	5	2	2	0	1	2	5.7
New Orleans	11/27/2021	*	18:22	1-3	.333	1-1	1.000	0-0	.000	0	1	1	0.9	4	1	2	0	0	3	5.3
at Cincinnati	12/01/2021	*	03:51	0-1	.000	0-1	.000	0-0	.000	0	0	0	0.8	1	0	2	0	0	0	4.6
at Hofstra	12/05/2021	*	25:46	1-2	.500	0-0	.000	3-6	.500	0	1	1	0.8	1	3	3	0	5	5	4.7
Samford	12/11/2021	*	22:43	0-2	.000	0-1	.000	0-0	.000	0	1	1	0.8	2	3	0	0	0	0	4.2
vs Texas Tech	12/17/2021	*	14:23	0-4	.000	0-3	.000	0-0	.000	1	1	2	0.9	1	2	3	0	1	0	3.8
vs South Fla.	12/20/2021	*	12:39	1-2	.500	1-2	.500	0-0	.000	0	1	1	0.9	2	1	1	0	0	3	3.8
at Florida	12/21/2021	*	22:32	0-2	.000	0-1	.000	5-8	.625	0	0	0	0.8	1	3	0	0	1	5	3.8
Tennessee	01/06/2022	*	21:36	1-3	.333	0-0	.000	3-4	.750	0	2	2	0.9	2	2	0	0	1	5	3.9
Alabama	01/09/2022	*	16:45	0-2	.000	0-2	.000	0-0	.000	0	0	0	0.9	2	3	3	0	0	0	3.7
Mississippi St.	01/13/2022	*	21:13	0-2	.000	0-1	.000	0-0	.000	0	0	0	0.8	2	7	1	0	2	0	3.4
at Texas A&M	01/16/2022	*	22:47	1-2	.500	0-0	.000	0-0	.000	0	1	1	0.8	2	6	6	0	0	2	3.4
at Kentucky	01/20/2022	*	26:16	1-2	.500	1-2	.500	0-0	.000	1	2	3	0.9	1	6	0	0	0	3	3.3
at South Carolina	01/23/2022	*	28:17	0-3	.000	0-0	.000	0-0	.000	0	2	2	1.0	1	3	0	0	1	0	3.2
Georgia	01/27/2022	*	22:44	0-2	.000	0-1	.000	0-0	.000	0	3	3	1.1	3	3	1	0	0	0	3.0
at Missouri	01/30/2022	*	20:05	2-4	.500	0-2	.000	0-0	.000	0	1	1	1.1	0	2	2	0	2	4	3.0
LSU	02/03/2022		19:45	1-2	.500	1-1	1.000	0-0	.000	0	1	1	1.1	2	2	4	0	1	3	3.0
at Mississippi St.	02/07/2022		13:24	2-3	.667	1-2	.500	0-0	.000	0	0	0	1.0	1	1	1	0	1	5	3.1
Texas A&M	02/13/2022	*	31:09	2-6	.333	0-2	.000	5-6	.833	1	1	2	1.1	2	2	3	0	1	9	3.4
Totals	02/17/2022		26:56	3-3	1.000	2-2	1.000	1-2	.500	0	1	1	1.1	2	6	0	0	0	9	3.6

Player Averages

Games Played	Minutes/ game	Points/ game	FG Pct	3FG Pct	FT Pct	Rebounds/ game	Assists/ game	Turnovers/ game	Assist/Turnover ratio	Steals/ game	Blocks/ game
25	20.6	3.6	37.1	29.6	76.6	1.1	3.4	1.7	2.0	0.9	0.0

THE REID FILE

BIRTHDAY	OCT. 24, 1999
MAJOR	CRIMINAL JUSTICE
PARENTS	ALICIA BROWN & LENNELL REID
OTHER REBELS TO WEAR #2	

Tenisha Gist	2001-04
Marlee Hatcher	2018
Lindsay Roy	2004-08
Jonell Williams	2015

CAREER HIGHS

Points: 21, at Tennessee (02/27/20)
Rebounds: 11, vs. Western Michigan (11/18/18)
Assists: 11, vs. Louisiana (12/12/18)
Steals: 5, at Cincinnati (12/5/21)
Blocks: 1, 6x, last vs. Belmont (11/11/21)
Field Goals: 8, at Tennessee (02/27/20)
Free Throws: 8, at Missouri (02/23/20)
Three Pointers: 2, 2x, last vs. Texas A&M (2/17/22)

SEASON HIGHS

Points: 12, vs. Belmont (11/11/21)
Rebounds: 3, 3x, last at South Carolina (1/27/22)
Assists: 9, vs. LA Tech (11/19/21)
Steals: 5, at Cincinnati (12/5/21)
Blocks: 1, vs. Belmont (11/11/21)
Field Goals: 4, vs. MVSU (11/14/21)
Free Throws: 6, vs. Belmont (11/11/21)
Three Pointers: 2 vs. Texas A&M (2/17/22)

SEASON SUPERLATIVES

Double-Figure Points: 2x, last vs. MVSU (11/14/21)
Double-Figure Rebounds:
Double-Doubles:
5+ Rebounds:
5+Assists: 10x, lastv s. Texas A&M (2/17/22)
Led Team in Points:
Led Team in Rebounds:
Led Team in Assists: 8x, last vs. Texas A&M (2/17/22)

CAREER STATS

			Field Goals		3-Point		F-Throws		Rebounds				Scoring							
SEASON	TEAM	GP-GS	MIN/AVG	FG-FGA	FG%	3FG-3FGA	3FG%	FT-FTA	FT%	OFF	DEF	TOT	AVG	PF-FO	A	TO	BLK	STL	PTS	AVG
2018-19	OM	29-26	863/29.8	49-122	.402	10-30	.333	54-80	.675	18	76	94	3.2	73-2	126	91	3	20	162	5.6
2019-20	OM	30-28	986/32.9	70-199	.352	12-46	.261	54-78	.692	16	65	81	2.7	67-3	122	98	1	38	206	6.9
2020-21	OM	27-17	654/24.2	41-96	.427	14-36	.389	49-75	.653	8	53	61	2.3	52-1	123	51	2	35	145	5.4
2021-22	OM	25-22	514/20.6	23-62	.371	8-27	.296	36-47	.766	4	23	27	1.1	43-1	86	42	1	23	90	3.6
TOTAL		111-93	3018/27.2	183-479	.382	44-139	.317	193-280	.689	46	217	263	2.4	235-7	457	282	7	116	603	5.4

3 donnetta JOHNSON

Queens, N.Y. • Baldwin • Georgia

Redshirt Junior • Guard • 5-11



NOTES

2020-21 (JUNIOR)

- Second on the team in points (12.0), and in steals (1.4)
- Played and started in all 27 games for the Rebels
- Five 20+ point performances throughout the season

2019-20 (SOPHOMORE)

- Sat out due to NCAA transfer rules

2018-19 (FRESHMAN; AT GEORGIA)

- Played in 27 games, started eight
- SEC Freshman of the Week following win against No. 13 Tennessee
- Career-high 11 points vs. Mercer

HIGH SCHOOL

- Prepped at Baldwin High School in Queens, New York; Attended

Holderness School in New Hampshire during her freshman and sophomore seasons

- ESPN three-star prospect, No. 28 overall guard • Prospects Nation ELITE 60 Team

- Led Baldwin to two AA Long Island state titles; 29-1 record her senior year

- First-Team All-State senior year

- Two-time First-Team All-Region

- Also played softball and soccer while at Holderness School her ninth and 10th grade years

THE JOHNSON FILE

BIRTHDAY	MARCH 3, 2000
MAJOR	JOURNALISM
PARENTS	SONIA MCALISTER

OTHER REBELS TO WEAR #3

Ashley Awkward	2003-07
Takela Corbitt	1999-01
Jhileiya Dunlap	2019
A'Queen Hayes	2014-16
Dorianne Johnson	1995-96
Valencia McFarland	2010-14
LaKendra Phillips	2008-10

CAREER HIGHS

Points: 25, at #14 Mississippi State (01/10/20)

Rebounds: 10, vs. Mississippi St. (1/16/22)

Assists: 6, 2x last vs. Auburn (01/07/21)

Steals: 5, at #14 Tennessee (03/05/21)

Blocks: 2, 2x, last vs. Texas Tech (12/20/21)

Field Goals: 11, at #14 Miss. St. (01/10/20)

Free Throws: 6, at LSU (01/31/21)

Three Pointers: 3, vs. Kansas (12/03/20)

SEASON HIGHS

Points: 12, vs. Mississippi St. (1/16/22)

Rebounds: 10, vs. Mississippi St. (1/16/22)

Assists: 4, vs. Mississippi St. (1/16/22)

Steals: 2, 2x, last vs. Georgia (1/30/21)

Blocks: 2, vs. Texas Tech (12/20/21)

Field Goals: 6, vs. Mississippi St. (1/16/22)

Free Throws: 4, vs. Alabama (1/13/22)

Three Pointers: 1, 2x, last vs. USF (12/21/21)

SEASON SUPERLATIVES

Double-Figure Points: 2x, last at Texas A&M (1/20/22)

Double-Figure Rebounds: 1x, vs. Mississippi St. (1/16/22)

Double-Doubles: 1x, vs. Mississippi St. (1/16/22)

5+ Rebounds: 2x, last at South Carolina (1/27/22)

5+ Assists:

Led Team in Points:

Led Team in Rebounds: 1x, vs. Mississippi St. (1/16/22)

Led Team in Assists:

SEASON GAME-BY-GAME

Opponent	Date	GS	MIN	FG-FGA	PCT	3FG-3FGA	PCT	FT-FTA	PCT	OFF	DEF	TOT	AVG	PF	A	TO	BLK	STL	PTS	AVG
at Cincinnati	12/05/2021		08:54	2-6	.333	1-2	.500	0-0	.000	1	1	2	2.0	1	1	1	0	0	5	5.0
at Hofstra	12/11/2021		17:19	2-5	.400	0-0	.000	0-0	.000	0	2	2	2.0	1	2	0	0	1	4	4.5
Samford	12/17/2021		20:27	3-5	.600	0-1	.000	0-0	.000	2	2	4	2.7	0	1	1	0	1	6	5.0
vs Texas Tech	12/20/2021		13:13	2-4	.500	0-0	.000	1-2	.500	2	1	3	2.8	0	1	2	2	1	5	5.0
vs South Fla.	12/21/2021	*	19:38	2-6	.333	1-1	1.000	0-2	.000	1	1	2	2.6	1	0	0	0	0	5	5.0
at Florida	01/06/2022	*	19:03	2-9	.222	0-0	.000	0-0	.000	1	4	5	3.0	0	0	1	0	2	4	4.8
Tennessee	01/09/2022	*	13:56	3-8	.375	0-1	.000	0-0	.000	2	1	3	3.0	4	1	0	0	0	6	5.0
Alabama	01/13/2022	*	13:07	1-4	.250	0-1	.000	4-4	1.000	1	0	1	2.8	1	1	1	0	0	6	5.1
Mississippi St.	01/16/2022	*	22:01	6-10	.600	0-0	.000	0-0	.000	6	4	10	3.6	1	4	1	0	0	12	5.9
at Texas A&M	01/20/2022	*	17:40	5-8	.625	0-0	.000	0-0	.000	0	1	1	3.3	2	1	0	0	0	10	6.3
at Kentucky	01/23/2022	*	15:17	2-3	.667	0-0	.000	0-0	.000	0	0	0	3.0	1	0	1	0	0	4	6.1
at South Carolina	01/27/2022	*	28:34	3-8	.375	0-0	.000	2-2	1.000	0	6	6	3.3	1	0	0	1	0	8	6.3
Georgia	01/30/2022	*	15:33	2-8	.250	0-0	.000	1-1	1.000	0	3	3	3.2	0	0	1	0	2	5	6.2
at Missouri	02/03/2022	*	21:18	2-4	.500	0-0	.000	0-0	.000	1	2	3	3.2	1	1	1	0	1	4	6.0
LSU	02/07/2022	*	17:38	1-4	.250	0-2	.000	0-0	.000	1	0	1	3.1	1	1	1	0	0	2	5.7
at Mississippi St.	02/13/2022	*	06:46	1-3	.333	0-0	.000	0-0	.000	1	0	1	2.9	0	0	0	0	0	2	5.5
Texas A&M	02/17/2022		17:16	2-7	.286	0-0	.000	1-1	1.000	2	1	3	2.9	2	2	1	0	1	5	5.5
Totals		11	287:40	41-102	.402	2-8	.250	9-12	.750	21	29	50	2.9	17	16	14	3	9	93	5.5

Player Averages

Games Played	Minutes/game	Points/game	FG Pct	3FG Pct	FT Pct	Rebounds/game	Assists/game	Turnovers/game	Assist/Turnover ratio	Steals/game	Blocks/game
17	16.9	5.5	40.2	25.0	75.0	2.9	0.9	0.8	1.1	0.5	0.2

CAREER STATS

				Field Goals		3-Point		F-Throws		Rebounds									Scoring	
SEASON	TEAM	GP-GS	MIN/AVG	FG-FGA	FG%	3FG-3FGA	3FG%	FT-FTA	FT%	OFF	DEF	TOT	AVG	PF-FO	A	TO	BLK	STL	PTS	AVG
2018-19	UGa	27-8	302/11.2	33-102	.324	10-33	.303	6-14	.429	19	36	55	2.0	31-0	8	40	4	13	82	3.0
2020-21	OM	27-27	741/27.5	132-349	.378	9-45	.200	51-67	.761	25	98	123	4.6	63-2	57	68	5	39	324	12.0
2021-22	OM	17-11	288/16.9	41-102	.402	2-8	.250	9-12	.750	21	29	50	2.9	17-0	16	14	3	9	93	5.5
TOTAL FOR OM		44-38	1029/23.4	173-451	.384	11-53	.208	60-79	.759	46	127	173	3.9	80-2	73	82	8	48	417	9.5
TOTAL		71-46	1331/18.8	206-553	.373	21-86	.244	66-93	.710	65	163	228	3.2	111-2	81	122	12	61	499	7.0

4

jaiyah HARRIS-SMITH

Miami, Fla. • Norland

Freshman • Guard • 5-6

NOTES

- #### HIGH SCHOOL
- Four-time All-Dade team member
 - McDonald's All-American nominee
 - Led team to GMAC title game

- #### PERSONAL
- Intending to major in buisness administration.

SEASON GAME-BY-GAME

Opponent	Date	GS	MIN	Total		3-Pointers		Free throws		Rebounds				PF	A	TO	BLK	STL	PTS	AVG
				FG-FGA	PCT	3FG-3FGA	PCT	FT-FTA	PCT	OFF	DEF	TOT	AVG							
Lamar University	11/16/2021		03:44	0-0	.000	0-0	.000	0-0	.000	0	0	0	0.0	0	0	0	0	0	0	0.0
Louisiana Tech	11/19/2021		01:22	0-0	.000	0-0	.000	0-0	.000	0	0	0	0.0	0	0	0	0	0	0	0.0
Jackson St.	11/23/2021		02:42	0-0	.000	0-0	.000	0-0	.000	0	0	0	0.0	1	0	1	0	0	0	0.0
at California	11/27/2021		01:33	0-0	.000	0-0	.000	0-0	.000	0	0	0	0.0	0	0	0	0	1	0	0.0
New Orleans	12/01/2021		17:29	0-4	.000	0-1	.000	0-0	.000	1	2	3	0.6	3	3	2	0	1	0	0.0
at Hofstra	12/11/2021		02:53	0-0	.000	0-0	.000	0-0	.000	0	0	0	0.5	0	1	1	0	0	0	0.0
Samford	12/17/2021		04:10	0-0	.000	0-0	.000	0-0	.000	0	1	1	0.6	0	1	0	0	1	0	0.0
vs Texas Tech	12/20/2021		06:39	1-3	.333	0-1	.000	0-0	.000	0	0	0	0.5	0	3	0	0	1	2	0.3
at Florida	01/06/2022		02:04	0-1	.000	0-0	.000	0-0	.000	0	0	0	0.4	0	1	1	0	0	0	0.2
Alabama	01/13/2022		02:32	0-2	.000	0-1	.000	0-0	.000	0	0	0	0.4	0	0	0	0	0	0	0.2
Mississippi St.	01/16/2022		05:54	0-1	.000	0-0	.000	0-2	.000	0	0	0	0.4	0	0	0	0	0	0	0.2
at Texas A&M	01/20/2022		01:48	0-0	.000	0-0	.000	0-0	.000	0	1	1	0.4	0	0	0	0	0	0	0.2
Texas A&M	02/17/2022		06:49	1-3	.333	0-1	.000	0-0	.000	1	1	2	0.5	1	0	0	0	0	2	0.3
Totals			0 59:39	2-14	.143	0-4	.000	0-2	.000	2	5	7	0.5	5	9	5	0	4	4	0.3

Player Averages

Games Played	Minutes/ game	Points/ game	FG Pct	3FG Pct	FT Pct	Rebounds/ game	Assists/ game	Turnovers/ game	Assist/Turnover ratio	Steals/ game	Blocks/ game
13	4.6	0.3	14.3	0.0	0.0	0.5	0.7	0.4	1.8	0.3	0.0

THE HARRIS-SMITH FILE	
BIRTHDAY	DECEMBER 5, 2002
MAJOR	BUSINESS ADMINISTRATION
PARENTS	JACKIE HARRIS

OTHER REBELS TO WEAR #4	
Lisa Miller	1995-97
Valerie Nesbitt	2020-21
Claudia Ortiz	2013-14

- #### CAREER HIGHS
- Points: 2, 2x, last vs. Texas A&M (2/17/22)
- Rebounds: 3, vs. New Orleans (12/1/21)
- Assists: 3, 2x, last vs. Texas Tech (12/20/21)
- Steals: 1, 4x, last vs. Texas Tech (12/20/21)
- Blocks:
- Field Goals: 1, 2x, last vs. Texas A&M (2/17/22)
- Free Throws:
- Three Pointers:

- #### SEASON HIGHS
- Points: 2, 2x, last vs. Texas A&M (2/17/22)
- Rebounds: 3, vs. New Orleans (12/1/21)
- Assists: 3, 2x, last vs. Texas Tech (12/20/21)
- Steals: 1, 4x, last vs. Texas Tech (12/20/21)
- Blocks:
- Field Goals: 1, 2x, last vs. Texas A&M (2/17/22)
- Free Throws:
- Three Pointers:

- #### SEASON SUPERLATIVES
- Double-Figure Points:
- Double-Figure Rebounds:
- Double-Doubles:
- 5+ Rebounds:
- 5+Assists:
- Led Team in Points:
- Led Team in Rebounds:
- Led Team in Assists: 1x, last vs. Texas Tech (12/20/21)

CAREER STATS

				Field Goals		3-Point		F-Throws		Rebounds									Scoring	
SEASON	TEAM	GP-GS	MIN/AVG	FG-FGA	FG%	3FG-3FGA	3FG%	FT-FTA	FT%	OFF	DEF	TOT	AVG	PF-FO	A	TO	BLK	STL	PTS	AVG
2021-22	OM	13-0	60/4.6	2-14	.143	0-4	.000	0-2	.000	2	5	7	0.5	5-0	9	5	0	4	4	0.3
TOTAL		13-0	60/4.6	2-14	.143	0-4	.000	0-2	.000	2	5	7	0.5	5-0	9	5	0	4	4	0.3

5 snudda
COLLINS

Brookhaven, Miss. • Brookhaven

Sophomore • Forward • 6-1



NOTES

2020-21 (FRESHMAN)

- SEC All-Freshman
- Two-time SEC Freshman of the Week
- Set the program record for the most points by any Rebel in their freshman debut
- Nine games with three or more made three's

- Member of Brookhaven's 1,000-point club

PERSONAL

- Full first name is Silentianna

HIGH SCHOOL

- Three-star rated recruit by ESPN
- No. 4 ranked recruit in Mississippi
- No. 29 ranked forward nationally by ESPN
- 12.0 points, 4.5 rebounds, 2.2 assists, 1.7 steals and 1.3 blocks per game in HS career
- 18.6 points, 7.4 rebounds, 2.7 assists, 2.0 blocks and 1.7 steals her senior year
- Led Brookhaven to a 5A state runner-up finish in 2020
- Two-time Brookhaven Daily Leader All-Area MVP • Named 2020 Clarion Ledger All-State

SEASON GAME-BY-GAME

Opponent	Date	GS	MIN	Total		3-Pointers		Free throws		Rebounds				PF	A	TO	BLK	STL	PTS	AVG	
				FG-FGA	PCT	3FG-3FGA	PCT	FT-FTA	PCT	OFF	DEF	TOT	AVG								
Belmont	11/11/2021	*	20:01	1-5	.200	0-2	.000	0-0	.000	0	1	1	1.0	0	0	0	0	0	2	2.0	
Mississippi Val.	11/14/2021		16:28	3-7	.429	1-5	.200	2-2	1.000	0	1	1	1.0	1	0	1	1	0	9	5.5	
Lamar University	11/16/2021		03:20	0-0	.000	0-0	.000	0-0	.000	0	1	1	1.0	2	0	0	0	0	0	3.7	
Louisiana Tech	11/19/2021		20:29	4-10	.400	4-8	.500	0-0	.000	2	3	5	2.0	1	0	1	2	0	12	5.8	
Jackson St.	11/23/2021	*	21:53	2-8	.250	1-6	.167	0-0	.000	1	1	2	2.0	2	1	1	0	1	5	5.6	
vs San Diego St.	11/26/2021	*	24:33	2-8	.250	2-5	.400	3-3	1.000	0	0	0	1.7	1	0	2	0	1	9	6.2	
at California	11/27/2021	*	31:30	4-11	.364	2-6	.333	0-0	.000	0	1	1	1.6	2	1	1	0	2	10	6.7	
New Orleans	12/01/2021	*	23:02	2-6	.333	1-4	.250	1-2	.500	0	3	3	1.8	1	1	0	0	2	6	6.6	
at Cincinnati	12/05/2021		12:06	2-6	.333	0-2	.000	0-0	.000	0	0	0	1.6	0	0	1	0	0	4	6.3	
at Hofstra	12/11/2021		19:02	3-5	.600	2-3	.667	0-0	.000	2	2	4	1.8	1	1	0	0	0	8	6.5	
Samford	12/17/2021	*	17:58	1-4	.250	1-2	.500	0-0	.000	1	0	1	1.7	1	0	0	0	1	3	6.2	
vs Texas Tech	12/20/2021	*	15:28	0-3	.000	0-3	.000	0-0	.000	0	1	1	1.7	1	1	1	0	0	0	5.7	
vs South Fla.	12/21/2021	*	14:40	3-6	.500	2-5	.400	0-0	.000	0	0	0	1.5	3	1	0	1	0	8	5.8	
at Florida	01/06/2022	*	16:32	1-4	.250	0-1	.000	1-2	.500	0	0	0	1.4	0	0	0	1	1	3	5.6	
Tennessee	01/09/2022	*	23:50	2-10	.200	1-6	.167	3-5	.600	0	0	0	1.3	3	0	2	0	3	8	5.8	
Alabama	01/13/2022		23:26	5-12	.417	4-8	.500	1-3	.333	0	0	0	1.3	2	0	0	1	2	15	6.4	
Mississippi St.	01/16/2022		08:15	0-2	.000	0-0	.000	0-0	.000	0	0	0	1.2	0	1	0	0	0	0	6.0	
at Texas A&M	01/20/2022		25:43	3-8	.375	2-6	.333	0-0	.000	1	1	2	1.2	2	1	0	0	2	8	6.1	
at Kentucky	01/23/2022		31:56	4-11	.364	4-9	.444	0-0	.000	0	2	2	1.3	2	0	2	0	1	12	6.4	
at South Carolina	01/27/2022		23:51	0-2	.000	0-0	.000	0-0	.000	0	1	1	1.3	3	0	0	0	0	0	6.1	
Georgia	01/30/2022		19:00	0-4	.000	0-3	.000	1-3	.333	0	0	0	1.2	1	0	0	0	0	1	5.9	
at Missouri	02/03/2022		33:34	4-11	.364	2-9	.222	0-0	.000	0	2	2	1.2	1	0	0	0	1	10	6.0	
LSU	02/07/2022	*	26:21	0-2	.000	0-2	.000	0-0	.000	0	2	2	1.3	4	1	0	1	0	0	5.8	
at Mississippi St.	02/13/2022		20:49	0-8	.000	0-6	.000	0-0	.000	1	2	3	1.3	0	0	1	1	0	0	5.5	
Texas A&M	02/17/2022		26:54	2-9	.222	2-8	.250	0-0	.000	0	1	1	1.3	2	0	0	0	1	6	5.6	
Totals			11	520:41	48-162	.296	31-109	.284	12-20	.600	8	25	33	1.3	36	9	13	9	18	139	5.6

Player Averages

Games Played	Minutes/game	Points/game	FG Pct	3FG Pct	FT Pct	Rebounds/game	Assists/game	Turnovers/game	Assist/Turnover ratio	Steals/game	Blocks/game
25	20.8	5.6	29.6	28.4	60.0	1.3	0.4	0.5	0.7	0.7	0.4

THE COLLINS FILE

BIRTHDAY	DEC. 19, 2001
MAJOR	PSYCHOLOGY
PARENTS	KADEESHA ELLIS GAMBLE
OTHER REBELS TO WEAR #5	

Crystal Allen	2019
Elizabeth Cansdale	2002-03-04-05
Erika Sisk	2014-15-16-17
Jasmine Trotter	2010-11-12

CAREER HIGHS

Points: 23, vs. McNeese State (11/30/20)
 Rebounds: 7, vs. Auburn (01/07/21)
 Assists: 2, vs. Alcorn State (12/08/20)
 Steals: 4, vs. Rice (03/28/21)
 Blocks: 3, 2x, last vs. UNI (03/26/21)
 Field Goals: 7, vs. McNeese State (11/30/20)
 Free Throws: 4, vs. McNeese State (11/30/20)
 Three Pointers: 5, vs. McNeese State (11/30/20)

SEASON HIGHS

Points: 15, vs. Alabama (1/13/22)
 Rebounds: 5, vs. LA Tech (11/19/21)
 Assists: 1, 5x, last vs. Mississippi St. (1/16/22)
 Steals: 3, vs. Tennessee (1/9/22)
 Blocks: 2, vs. LA Tech (11/19/21)
 Field Goals: 5, vs. Alabama (1/13/22)
 Free Throws: 3, 2x, last vs. Tennessee (1/9/22)
 Three Pointers: 4, 3x, last at Kentucky (1/23/22)

SEASON SUPERLATIVES

Double-Figure Points: 4x, last at Kentucky (1/23/22)
 Double-Figure Rebounds:
 Double-Doubles:
 5+ Rebounds:
 5+Assists:
 Led Team in Points:
 Led Team in Rebounds:
 Led Team in Assists: 1x, at Cal (11/27/21)

CAREER STATS

				Field Goals		3-Point		F-Throws		Rebounds										Scoring	
SEASON	TEAM	GP-GS	MIN/AVG	FG-FGA	FG%	3FG-3FGA	3FG%	FT-FTA	FT%	OFF	DEF	TOT	AVG	PF-FO	A	TO	BLK	STL	PTS	AVG	
2020-21	OM	27-15	606/22.4	62-188	.330	43-114	.377	12-20	.600	12	51	63	2.3	58-0	12	19	10	19	179	6.6	
2021-22	OM	25-11	521/20.8	48-162	.296	31-109	.284	12-20	.600	8	25	33	1.3	36-0	9	13	9	18	139	5.6	
TOTAL		52-26	1127/21.7	110-350	.314	74-223	.332	24-40	.600	20	76	96	1.8	94-0	21	32	19	37	318	6.1	

10 destiny SALARY

Jonesboro, Ark. • Jonesboro • Tennessee

Sophomore • Guard • 6-0



NOTES

AT TENNESSEE

- One of just 45 Lady Vols to score in double digits in a debut
- Appeared in 24 games as a freshman

HIGH SCHOOL

- No. 57 player and a four-star prospect by ESPN.
- Three-time All-State honoree.

PERSONAL

- Majoring in sport and recreation administration.

SEASON GAME-BY-GAME

Opponent	Date	GS	MIN	Total		3-Pointers		Free throws		Rebounds				PF	A	TO	BLK	STL	PTS	AVG	
				FG-FA	PCT	3FG-3FGA	PCT	FT-FTA	PCT	OFF	DEF	TOT	AVG								
Belmont	11/11/2021		21:23	1-5	.200	0-0	.000	0-0	.000	1	4	5	5.0	3	1	2	0	0	2	2.0	
Mississippi Val.	11/14/2021		15:24	4-9	.444	0-1	.000	0-0	.000	1	2	3	4.0	0	1	0	0	2	8	5.0	
Lamar University	11/16/2021	*	27:01	1-2	.500	0-1	.000	1-2	.500	0	3	3	3.7	4	3	1	1	2	3	4.3	
Louisiana Tech	11/19/2021	*	19:55	4-5	.800	1-2	.500	0-0	.000	1	1	2	3.3	2	1	3	0	1	9	5.5	
Jackson St.	11/23/2021	*	26:43	3-8	.375	2-2	1.000	0-0	.000	1	2	3	3.2	1	6	0	1	1	8	6.0	
vs San Diego St.	11/26/2021	*	24:29	4-5	.800	0-0	.000	0-0	.000	0	3	3	3.2	1	3	1	0	2	8	6.3	
at California	11/27/2021	*	13:49	1-4	.250	0-0	.000	0-0	.000	1	2	3	3.1	3	1	0	0	1	2	5.7	
New Orleans	12/01/2021	*	02:43	1-1	1.000	0-0	.000	0-0	.000	2	1	3	3.1	0	0	0	0	0	2	5.3	
at Cincinnati	12/05/2021	*	28:03	6-10	.600	1-1	1.000	2-3	.667	3	5	8	3.7	2	4	1	0	2	15	6.3	
at Hofstra	12/11/2021	*	23:22	1-3	.333	0-2	.000	1-2	.500	2	1	3	3.6	1	0	3	0	3	3	6.0	
Samford	12/17/2021	*	17:58	5-6	.833	0-1	.000	2-2	1.000	3	0	3	3.5	1	1	1	0	1	12	6.5	
vs Texas Tech	12/20/2021	*	18:44	1-4	.250	0-1	.000	0-0	.000	0	2	2	3.4	3	2	1	0	0	2	6.2	
vs South Fla.	12/21/2021		19:23	0-2	.000	0-0	.000	0-0	.000	1	0	1	3.2	1	1	0	0	0	0	5.7	
at Florida	01/06/2022		17:03	1-3	.333	0-0	.000	0-0	.000	1	1	2	3.1	2	0	1	0	0	2	5.4	
Tennessee	01/09/2022		12:27	0-0	.000	0-0	.000	0-0	.000	0	1	1	3.0	1	0	0	0	0	0	5.1	
Alabama	01/13/2022		11:06	1-1	1.000	0-0	.000	0-0	.000	0	1	1	2.9	4	1	0	0	0	2	4.9	
Mississippi St.	01/16/2022		17:58	1-4	.250	0-1	.000	0-0	.000	1	2	3	2.9	1	0	0	0	1	2	4.7	
at Texas A&M	01/20/2022		03:34	1-2	.500	0-0	.000	0-0	.000	1	1	2	2.8	1	0	0	0	0	2	4.6	
at Kentucky	01/23/2022		01:53	0-0	.000	0-0	.000	0-0	.000	0	0	0	2.7	1	0	0	0	1	0	4.3	
at South Carolina	01/27/2022		04:41	1-1	1.000	0-0	.000	0-0	.000	0	0	0	2.6	1	0	0	0	0	2	4.2	
Georgia	01/30/2022		06:45	0-1	.000	0-0	.000	0-0	.000	0	1	1	2.5	0	0	0	0	1	0	4.0	
Totals			10	334:24	37-76	.487	4-12	.333	6-9	.667	19	33	52	2.5	33	25	14	2	18	84	4.0

Player Averages

Games Played	Minutes/game	Points/game	FG Pct	3FG Pct	FT Pct	Rebounds/game	Assists/game	Turnovers/game	Assist/Turnover ratio	Steals/game	Blocks/game
21	15.9	4.0	48.7	33.3	66.7	2.5	1.2	0.7	1.8	0.9	0.1

THE SALARY FILE

BIRTHDAY	SEPTEMBER 30, 2001
MAJOR	SPORT & RECREATION ADMIN
PARENTS	STEPHANIE SALARY-MOORE
OTHER REBELS TO WEAR #10	

Carla Bartee	2005-06-07-08
Joy Eichelberger	1987-88
Jeanie Loyd	1978-79
Diara Moore	2012-13-14
Cecilia Muhate	2016-17-18-19
Lucy Noble	1982-83
Regan Seybert	1994-95-96-97
Phyllis Stafford	1988-89
Sherika Wright	2001-02

CAREER HIGHS

Points: 15, at Cincinnati (12/5/21)
Rebounds: 8, at Cincinnati (12/5/21)
Assists: 6, vs. Jackson State (11/23/21)
Steals: 4, vs. Lipscomb (12/28/20)
Blocks: 1, 3x, last vs. Jackson State (11/23/21)
Field Goals: 6, at Cincinnati (12/5/21)
Free Throws: 2, vs. Furman (12/10/20)
Three Pointers: 2, 2x, last vs. Jackson State (11/23/21)

SEASON HIGHS

Points: 15, at Cincinnati (12/5/21)
Rebounds: 8, at Cincinnati (12/5/21)
Assists: 6, vs. Jackson State (11/23/21)
Steals: 3, at Hofstra (12/11/21)
Blocks: 1, 2x, last vs. Jackson State (11/23/21)
Field Goals: 6, at Cincinnati (12/5/21)
Free Throws: 2, vs. Samford (12/17/21)
Three Pointers: 2, vs. Jackson State (11/23/21)

SEASON SUPERLATIVES

Double-Figure Points: 2x, last vs. Samford (12/17/21)
Double-Figure Rebounds:
Double-Doubles:
5+ Rebounds: 2x, last at Cincinnati (12/5/21)
5+Assists: 1, vs. Jackson State (11/23/21)
Led Team in Points:
Led Team in Rebounds: 1x, at Cincinnati (12/5/21)
Led Team in Assists: 3x, last at Cal (11/27/21)

CAREER STATS

			Field Goals		3-Point		F-Throws		Rebounds				Scoring							
SEASON	TEAM	GP-GS	MIN/AVG	FG-FGA	FG%	3FG-3FGA	3FG%	FT-FTA	FT%	OFF	DEF	TOT	AVG	PF-FO	A	TO	BLK	STL	PTS	AVG
2020-21	UT	24-0	291/12.1	19-54	.352	5-17	.294	4-7	.571	10	47	57	2.4	31-1	26	22	1	20	47	2.0
2021-22	OM	21-10	334/15.9	37-76	.487	4-12	.333	6-9	.667	19	33	52	2.5	33-0	25	14	2	18	84	4.0
TOTAL FOR OM		21-10	334/15.9	37-76	.487	4-12	.333	6-9	.667	19	33	52	2.5	33-0	25	14	2	18	84	4.0
TOTAL		45-10	625/13.9	56-130	.431	9-29	.310	10-16	.625	29	80	109	2.4	64-1	51	36	3	38	131	2.9

11 iyanla KITCHENS

Lithonia, Ga. • Arabia Mountain

Senior* • Forward • 6-2



NOTES

2019-20 (JUNIOR)

- Played in all 27 games, making seven starts
- Added three games with five or more rebounds
- Averaged 1.4 points and 2.4 rebounds per game

2019-20 (SOPHOMORE)

- First career double-double vs. ULM (10 points, 10 rebounds)
- Career-high 15 points vs. Arkansas
- Started 21 games, played in all 30
- 2018-19 (Freshman)
- Played 24 games, started three
- Scored career-high six points vs. Mississippi State
- Grabbed career-high five rebounds vs. North Florida

HIGH SCHOOL

- ESPN No. 76 prospect nationally coming out of
- Four-year letterwinner at Arabia Mountain, where she was on

two Sweet 16 teams her junior and senior seasons, while also being on an Elite Eight team her sophomore year

- Arabia Mountain had a combined record of 78- 31 during her four-year career

- Earned First-Team All-Region her senior year
- Also earned two letters in volleyball

2020-21 Ole Miss Women's Basketball Individual Career Summaries

2020-21 Ole Miss Women's Basketball high school (94 grade)

- No. 17 ranked post player nationally

THE KITCHENS FILE

BIRTHDAY	JAN. 23, 2000
MAJOR	GENERAL BUSINESS
PARENTS	ANDREA BROOKS-PIERCE

OTHER REBELS TO WEAR #11

Teena Bender	1988-91
Ellen Buchanan	2003-06
Alliesha Easley	2006-10
Tia Faleru	2011-15
Von Kirk	2000-02
Sabrina McNair	1992-95
Kate Rodgers	2017-2018
Alisa Scott	1984-87
Julianne Signaigo	1998-99
Janet Smith	1974
Risa Turton	1979-80
Pam Vaughn	1981-82

CAREER HIGHS

Points: 15, vs. Arkansas (02/16/20)
 Rebounds: 10, vs. ULM (11/10/19)
 Assists: 2, vs. LSU (1/04/21)
 Steals: 3, vs. Georgia (01/02/20)
 Blocks: 2, 2x, last vs. Kentucky (02/20/20)
 Field Goals: 5, vs. Arkansas (02/16/20)
 Free Throws: 5, vs. Arkansas (02/16/20)
 Three Pointers: --

SEASON HIGHS

Points: 2, 3x, last at Texas A&M (1/20/22)
 Rebounds: 4, vs. LA Tech (11/19/21)
 Assists: 1, 2x, last at Cincinnati (12/5/21)
 Steals: 1, 3x, last vs. Texas A&M (2/17/22)
 Blocks: 1, vs. Tennessee (1/9/22)
 Field Goals: 1, 3x, last at Texas A&M (1/20/22)
 Free Throws: 1, vs. Jackson State (11/23/21)
 Three Pointers:

SEASON SUPERLATIVES

Double-Figure Points:
 Double-Figure Rebounds:
 Double-Doubles:
 5+ Rebounds:
 5+ Assists:
 Led Team in Points:
 Led Team in Rebounds:
 Led Team in Assists:

SEASON GAME-BY-GAME

Opponent	Date	GS	MIN	Total		3-Pointers		Free throws		Rebounds				PF	A	TO	BLK	STL	PTS	AVG
				FG-FGA	PCT	3FG-3FGA	PCT	FT-FTA	PCT	OFF	DEF	TOT	AVG							
Belmont	11/11/2021		04:35	0-0	.000	0-0	.000	0-0	.000	0	0	0	0.0	1	0	0	0	0	0	0.0
Mississippi Val.	11/14/2021		11:16	0-0	.000	0-0	.000	0-2	.000	0	2	2	1.0	4	2	0	0	0	0	0.0
Lamar University	11/16/2021		09:38	1-1	1.000	0-0	.000	0-0	.000	0	0	0	0.7	2	0	1	0	0	2	0.7
Louisiana Tech	11/19/2021		14:19	1-1	1.000	0-0	.000	0-0	.000	1	3	4	1.5	2	0	1	0	1	2	1.0
Jackson St.	11/23/2021		08:05	0-0	.000	0-0	.000	1-2	.500	1	1	2	1.6	0	1	1	0	0	1	1.0
vs San Diego St.	11/26/2021		01:16	0-0	.000	0-0	.000	0-0	.000	1	0	1	1.5	0	0	1	0	0	0	0.8
at California	11/27/2021		07:26	0-1	.000	0-0	.000	0-0	.000	1	0	1	1.4	3	0	1	0	1	0	0.7
at Cincinnati	12/05/2021		02:47	0-0	.000	0-0	.000	0-0	.000	0	0	0	1.3	0	1	0	0	0	0	0.6
at Hofstra	12/11/2021		02:54	0-0	.000	0-0	.000	0-0	.000	0	1	1	1.2	0	0	0	0	0	0	0.6
Samford	12/17/2021		01:23	0-0	.000	0-0	.000	0-0	.000	0	0	0	1.1	0	0	0	0	0	0	0.5
vs Texas Tech	12/20/2021		02:33	0-0	.000	0-0	.000	0-0	.000	0	0	0	1.0	2	0	0	0	0	0	0.5
at Florida	01/06/2022		03:00	0-0	.000	0-0	.000	0-0	.000	1	1	2	1.1	0	0	1	0	0	0	0.4
Tennessee	01/09/2022		03:22	0-0	.000	0-0	.000	0-0	.000	0	0	0	1.0	0	0	0	1	0	0	0.4
Alabama	01/13/2022		12:40	0-1	.000	0-0	.000	0-2	.000	1	1	2	1.1	3	0	0	0	0	0	0.4
Mississippi St.	01/16/2022		01:51	0-0	.000	0-0	.000	0-2	.000	2	0	2	1.1	1	0	0	0	0	0	0.3
at Texas A&M	01/20/2022		13:16	1-4	.250	0-0	.000	0-0	.000	1	2	3	1.3	5	0	1	0	0	2	0.4
at Kentucky	01/23/2022		07:28	0-0	.000	0-0	.000	0-0	.000	2	0	2	1.3	2	0	1	0	0	0	0.4
at South Carolina	01/27/2022	*	13:21	0-1	.000	0-0	.000	0-0	.000	1	0	1	1.3	3	0	0	0	0	0	0.4
Georgia	01/30/2022		03:05	0-0	.000	0-0	.000	0-0	.000	1	1	2	1.3	1	0	0	0	0	0	0.4
LSU	02/07/2022		02:03	0-0	.000	0-0	.000	0-0	.000	0	0	0	1.3	0	0	0	0	0	0	0.4
Texas A&M	02/17/2022		06:30	0-0	.000	0-0	.000	0-0	.000	0	0	0	1.2	1	0	1	0	1	0	0.3
Totals			1 132:47	3-9	.333	0-0	.000	1-8	.125	13	12	25	1.2	30	2	11	1	3	7	0.3

Player Averages

Games Played	Minutes/ game	Points/ game	FG Pct	3FG Pct	FT Pct	Rebounds/ game	Assists/ game	Turnovers/ game	Assist/Turnover ratio	Steals/ game	Blocks/ game
21	6.3	0.3	33.3	0.0	12.5	1.2	0.1	0.5	0.2	0.1	0.0

CAREER STATS

SEASON	TEAM	GP-GS	MIN/AVG	FG-FGA	FG%	3FG-3FGA	3FG%	FT-FTA	FT%	OFF	DEF	TOT	AVG	PF-FO	A	TO	BLK	STL	PTS	AVG
2018-19	OM	24-3	149/6.2	7-16	.438	0-0	.000	7-10	.700	14	22	36	1.5	42-0	0	11	5	3	21	0.9
2019-20	OM	30-21	613/20.4	45-87	.517	0-1	.000	30-48	.625	43	64	107	3.6	96-4	6	50	8	16	120	4.0
2020-21	OM	27-7	335/12.4	16-32	.500	0-0	.000	7-11	.636	26	31	57	2.1	64-2	7	24	4	6	39	1.4
2021-22	OM	21-1	133/6.3	3-9	.333	0-0	.000	1-8	.125	13	12	25	1.2	30-1	2	11	1	3	7	0.3
TOTAL		102-32	1230/12.1	71-144	.493	0-1	.000	45-77	.584	96	129	225	2.2	232-7	15	96	18	28	187	1.8

jordan
12 BERRY

New Orleans, La. • Mount Carmel Academy

Junior • Guard • 5-7



NOTES

2020-21 (SOPHOMORE)

- Appeared in five games
- Dished out a career-high four assists against McNeese

2019-20 (FRESHMAN)

- Played in two games

HIGH SCHOOL

- On four state tournament teams at Mount Carmel Academy, including district and state championship titles in 2016 and a state runner-up finish in 2019 • 2019 Second-Team All-State
- Three-time First-Team All-District
- First-Team All-Metro in 2019
- 2019: 17.0 PPG, 5.0 RPG, 3.7 APG, 3.4 SPG, .470 FG, .346 3PT, .800 FT
- 1,502 points, 434 rebounds, 350 assists and citizenship, leadership, academic excellence and community

service

- Also a two-year varsity letterwinner on the volleyball team that won back-to-back state titles in 2018 and 2019
- Ended career with 575 digs, 501 serve receptions, 50 aces, 17 assists and three kills

PERSONAL

- Class Valedictorian
- Older sister, Taylor, played basketball at Alabama

THE BERRY FILE

BIRTHDAY	DEC. 19, 2000
MAJOR	CHEMICAL ENGINEERING
PARENTS	STACEY & RICHARD BERRY

OTHER REBELS TO WEAR #12

Wanda Austin	1978-81
Gail Eaves	1989-92
Gracie Frizzell	2011-15
Barbara Johnson	2018
Erin Newsom	2003
Lindy Noble	1982-83
Kelsey Nutt	2011
Anita Richardson	1986
Kim Rosamond	1995-98
Valerie Rushing	1985
Pam Vandenburg	1975
Kim Ufford	2001-02

CAREER HIGHS

Points: --
Rebounds: 3, vs. McNeese State (11/30/20)
Assists: 4, vs. McNeese State (11/30/20)
Steals: 1, vs. McNeese State (11/30/20)
Blocks: --
Field Goals: --
Free Throws: --
Three Pointers: --

SEASON HIGHS

Points:
Rebounds: 2, vs. MVSU (11/14/21)
Assists:
Steals:
Blocks:
Field Goals:
Free Throws:
Three Pointers:

SEASON SUPERLATIVES

Double-Figure Points:
Double-Figure Rebounds:
Double-Doubles:
5+ Rebounds:
5+ Assists:
Led Team in Points:
Led Team in Rebounds:
Led Team in Assists:

SEASON GAME-BY-GAME

Opponent	Date	GS	MIN	Total		3-Pointers		Free throws		Rebounds				PF	A	TO	BLK	STL	PTS	AVG
				FG-FGA	PCT	3FG-3FGA	PCT	FT-FTA	PCT	OFF	DEF	TOT	AVG							
Mississippi Val.	11/14/2021		03:55	0-0	.000	0-0	.000	0-0	.000	1	1	2	2.0	1	0	1	0	0	0	0.0
Lamar University	11/16/2021		01:02	0-0	.000	0-0	.000	0-0	.000	0	0	0	1.0	0	0	0	0	0	0	0.0
New Orleans	12/01/2021		04:42	0-2	.000	0-2	.000	0-0	.000	0	1	1	1.0	0	0	0	0	0	0	0.0
Samford	12/17/2021		01:25	0-0	.000	0-0	.000	0-0	.000	0	0	0	0.8	0	0	0	0	0	0	0.0
at Texas A&M	01/20/2022		00:11	0-0	.000	0-0	.000	0-0	.000	0	0	0	0.6	0	0	0	0	0	0	0.0
Totals		0	11:15	0-2	.000	0-2	.000	0-0	.000	1	2	3	0.6	1	0	1	0	0	0	0.0

Player Averages

Games Played	Minutes/game	Points/game	FG Pct	3FG Pct	FT Pct	Rebounds/game	Assists/game	Turnovers/game	Assist/Turnover ratio	Steals/game	Blocks/game
5	2.2	0.0	0.0	0.0	0.0	0.6	0.0	0.2	0.0	0.0	0.0

CAREER STATS

				Field Goals		3-Point		F-Throws		Rebounds									Scoring	
SEASON	TEAM	GP-GS	MIN/AVG	FG-FGA	FG%	3FG-3FGA	3FG%	FT-FTA	FT%	OFF	DEF	TOT	AVG	PF-FO	A	TO	BLK	STL	PTS	AVG
2019-20	OM	2-0	16/7.9	0-4	.000	0-2	.000	0-0	.000	0	1	1	0.5	0-0	0	1	0	1	0	0.0
2020-21	OM	5-0	29/5.7	0-4	.000	0-4	.000	0-0	.000	1	3	4	0.8	2-0	4	3	0	1	0	0.0
2021-22	OM	5-0	11/2.2	0-2	.000	0-2	.000	0-0	.000	1	2	3	0.6	1-0	0	1	0	0	0	0.0
TOTAL		12-0	56/4.6	0-10	.000	0-8	.000	0-0	.000	2	6	8	0.7	3-0	4	5	0	2	0	0.0

15 angel
BAKER

Indianapolis, Ind. • Pike • Wright State

Senior • Guard • 5-8



NOTES

AT WRIGHT STATE

- Two time First-Team All-Horizon League
- 2020-21 Horizon League Tournament MVP
- Appeared in 90 games for the Raiders, starting in 56 over her three seasons
- Recorded two double-doubles in 2020-21, including a 26-point, 12-rebound performance in the Raider's NCAA Tournament First Round victory over No. 4 seed Arkansas

HIGH SCHOOL

- First-Team AP All State as a senior at Pike High School
- Tabbed as an Indiana All-Star and Conference Player of the Year

PERSONAL

- Multi-disciplinary studies major

SEASON GAME-BY-GAME

Opponent	Date	GS	MIN	Total		3-Pointers		Free throws		Rebounds				PF	A	TO	BLK	STL	PTS	AVG
				FG-FGA	PCT	3FG-3FGA	PCT	FT-FTA	PCT	OFF	DEF	TOT	AVG							
Belmont	11/11/2021		14:54	4-10	.400	0-0	.000	1-1	1.000	1	4	5	5.0	0	0	1	0	1	9	9.0
Mississippi Val.	11/14/2021	*	23:41	7-11	.636	4-5	.800	0-0	.000	4	4	8	6.5	1	3	2	0	3	18	13.5
Lamar University	11/16/2021	*	28:44	3-12	.250	0-4	.000	0-0	.000	2	2	4	5.7	0	5	2	0	1	6	11.0
Louisiana Tech	11/19/2021	*	25:04	3-12	.250	0-3	.000	0-0	.000	1	2	3	5.0	4	2	0	1	2	6	9.8
Jackson St.	11/23/2021		16:35	0-5	.000	0-1	.000	0-0	.000	0	1	1	4.2	1	0	1	0	0	0	7.8
vs San Diego St.	11/26/2021		22:48	3-9	.333	0-3	.000	0-0	.000	2	2	4	4.2	1	1	1	0	0	6	7.5
at California	11/27/2021		27:22	4-12	.333	1-1	1.000	0-0	.000	0	2	2	3.9	3	0	3	0	0	9	7.7
New Orleans	12/01/2021		24:47	9-14	.643	3-5	.600	0-1	.000	2	4	6	4.1	1	2	1	0	2	21	9.4
at Cincinnati	12/05/2021	*	20:41	4-7	.571	0-1	.000	1-3	.333	0	4	4	4.1	4	0	1	1	0	9	9.3
at Hofstra	12/11/2021	*	10:32	0-1	.000	0-0	.000	2-2	1.000	0	0	0	3.7	2	0	0	0	1	2	8.6
Samford	12/17/2021		16:59	3-5	.600	2-4	.500	0-0	.000	4	1	5	3.8	3	3	1	0	2	8	8.5
vs Texas Tech	12/20/2021		23:56	11-13	.846	2-3	.667	0-2	.000	0	2	2	3.7	1	0	0	0	2	24	9.8
vs South Fla.	12/21/2021		30:39	5-13	.385	0-2	.000	1-2	.500	1	2	3	3.6	1	0	3	0	1	11	9.9
at Florida	01/06/2022		19:11	3-7	.429	0-1	.000	0-0	.000	0	1	1	3.4	1	1	1	0	2	6	9.6
Tennessee	01/09/2022		14:43	0-5	.000	0-2	.000	0-0	.000	0	3	3	3.4	3	3	1	0	1	0	9.0
Alabama	01/13/2022		28:37	8-15	.533	2-6	.333	0-0	.000	1	2	3	3.4	2	4	2	0	2	18	9.6
Mississippi St.	01/16/2022		18:25	8-13	.615	1-1	1.000	0-0	.000	1	0	1	3.2	1	0	1	1	0	17	10.0
at Texas A&M	01/20/2022		22:55	6-12	.500	3-6	.500	0-0	.000	2	3	5	3.3	2	3	1	0	0	15	10.3
at Kentucky	01/23/2022		28:27	1-8	.125	0-0	.000	1-2	.500	2	3	5	3.4	2	5	2	0	2	3	9.9
at South Carolina	01/27/2022		09:10	0-2	.000	0-0	.000	0-0	.000	1	1	2	3.4	2	0	1	0	0	0	9.4
Georgia	01/30/2022		33:56	6-14	.429	0-2	.000	1-2	.500	3	1	4	3.4	2	3	2	0	2	13	9.6
at Missouri	02/03/2022	*	30:09	1-10	.100	0-4	.000	2-2	1.000	0	1	1	3.3	0	1	1	0	1	4	9.3
LSU	02/07/2022		30:23	9-19	.474	1-4	.250	1-1	1.000	1	2	3	3.3	4	3	2	0	0	20	9.8
at Mississippi St.	02/13/2022		29:32	10-16	.625	1-3	.333	0-0	.000	2	2	4	3.3	3	1	3	0	2	21	10.3
Texas A&M	02/17/2022	*	12:53	1-7	.143	0-2	.000	0-0	.000	0	2	2	3.2	2	0	4	0	0	2	9.9
Totals			7 565:02	109-252	.433	20-63	.317	10-18	.556	30	51	81	3.2	46	40	37	3	27	248	9.9

Player Averages

Games Played	Minutes/game	Points/game	FG Pct	3FG Pct	FT Pct	Rebounds/game	Assists/game	Turnovers/game	Assist/Turnover ratio	Steals/game	Blocks/game
25	22.6	9.9	43.3	31.7	55.6	3.2	1.6	1.5	1.1	1.1	0.1

THE BAKER FILE

BIRTHDAY	MARCH 10, 2000
MAJOR	MULTI-DISCIPLINARY STUDIES
PARENTS	TENIA YOBBE & ANTHONY BAKER SR.
OTHER REBELS TO WEAR #15	

Tiffany Adkins	1997-98
Kelsey Briggs	2014-16
Kim Bullard	1986-88
Shayla Day	2000-01
Daphnee Frieson	2006-08
Pa'Sonna Hope	2010-12
Lisa Mabry	1975
Caitlin McGee	2021
Cheryl Miller	1979
Diane Pimpton	1992-93
Karen Rotenberry	1973-74

CAREER HIGHS

Points: 34, at SMU (12/07/19)
 Rebounds: 12, vs. Arkansas (03/22/21)
 Assists: 11, vs. Detroit Mercy (01/23/20)
 Steals: 5, at Oakland (02/27/20)
 Blocks: 3, 2x, last at UIC (03/03/20)
 Field Goals: 13, vs. Cleveland St. (03/08/21)
 Free Throws: 8, at SMU (12/07/19)
 Three Pointers: 6, vs. Green Bay (02/19/21)

SEASON HIGHS

Points: 24, vs. Texas Tech (12/20/21)
 Rebounds: 8, vs. MVSU (11/14/21)
 Assists: 5, 2x, last at Kentucky (1/23/22)
 Steals: 3, vs. MVSU (11/14/21)
 Blocks: 1, 3x, last 1x, vs. Mississippi St. (1/16/22)
 Field Goals: 11, vs. Texas Tech (12/20/21)
 Free Throws: 2, at Hofstra (12/11/21)
 Three Pointers: 4, vs. MVSU (11/14/21)

SEASON SUPERLATIVES

Double-Figure Points: 10x, last at Mississippi State (2/13/22)
 Double-Figure Rebounds:
 Double-Doubles:
 5+ Rebounds: 4x, last at Texas A&M (1/20/22)
 5+ Assists: 2x, at Kentucky (1/23/22)
 Led Team in Points: 6x, last at Mississippi State (2/13/22)
 Led Team in Rebounds:
 Led Team in Assists: 3x, last vs. Georgia (1/30/21)

CAREER STATS

				Field Goals		3-Point		F-Throws		Rebounds										Scoring	
SEASON	TEAM	GP-GS	MIN/AVG	FG-FGA	FG%	3FG-3FGA	3FG%	FT-FTA	FT%	OFF	DEF	TOT	AVG	PF-FO	A	TO	BLK	STL	PTS	AVG	
2018-19	WSU	34-0	763/22.4	139-324	.429	24-69	.348	23-30	.767	19	61	80	2.4	79-1	90	79	11	28	325	9.6	
2019-20	WSU	31-31	1062/34.2	199-512	.389	46-119	.387	68-85	.800	35	92	127	4.1	78-0	118	96	25	49	512	16.5	
2020-21	WSU	25-25	871/34.8	179-421	.425	43-122	.352	51-79	.646	22	106	128	5.1	58-2	65	67	8	35	452	18.1	
2021-22	OM	25-7	565/22.6	109-252	.433	20-63	.317	10-18	.556	30	51	81	3.2	46-0	40	37	3	27	248	9.9	
TOTAL FOR OM		25-7	565/22.6	109-252	.433	20-63	.317	10-18	.556	30	51	81	3.2	46-0	40	37	3	27	248	9.9	
TOTAL		115-63	3261/28.4	626-1509	.415	133-373	.357	152-212	.717	106	310	416	3.6	261-3	313	279	47	139	1537	13.4	

23 JACORRIAH BRACEY

Drew, Miss. • Thomas E. Edwards

Sophomore • Guard • 5-10



NOTES

2020-21 (FRESHMAN)

- Dropped a career-high 13 points in the SEC Tournament Quarterfinals against Tennessee
- Six games with three or more rebounds
- Averaged 3.3 points and 1.5 rebounds per game

- Thomas E. Edwards Scholar-Athlete
- Also a four-year letterwinner in track and cross country
- Part of track team that won district and regional titles before finishing third at state meet
- 2019 third place finisher in the 200-meter dash

HIGH SCHOOL

- ESPN 5-star rated recruit (No. 48 overall)
- No. 1 ranked recruit in Mississippi
- No. 11 ranked guard nationally by ESPN
- 2020 Mississippi Gatorade Player of the Year • Naismith High School Girls Trophy Watch List • McDonald's All-American nominee
- 31.2 PPG, 6.3 APG in HS career
- 35.0 PPG, 11.0 RPG, 7.0 APG senior year
- Led team to 3A state runner-up finish in 2020
- Led team to back-to-back Region 3-3A titles
- Two-time Thomas E. Edwards Female Athlete of the Year

PERSONAL

- Has two siblings, Jace-Kinnedi and Carter
- Related to former Ole Miss football lineman Terrell Brown
- Two-time First-Team All-State
- Three-time Region 3-3A MVP
- Three-time Dandy Dozen
- 2018-19 Mississippi North/South All-Star All games
- 2020-21 Ole Miss Women's Basketball Individual Game-by-Game Page 10/13 as of Mar 23, 2021
- Three-time Bolivar Commercial Player of the Year
- Senior Class Treasurer

SEASON GAME-BY-GAME

Opponent	Date	GS	MIN	Total		3-Pointers		Free throws		Rebounds				PF	A	TO	BLK	STL	PTS	AVG
				FG-FGA	PCT	3FG-3FGA	PCT	FT-FTA	PCT	OFF	DEF	TOT	AVG							
Belmont	11/11/2021	*	14:57	0-4	.000	0-0	.000	0-0	.000	0	1	1	1.0	2	1	1	0	0	0	0.0
Mississippi Val.	11/14/2021		10:16	2-4	.500	1-1	1.000	2-2	1.000	0	3	3	2.0	0	2	0	0	0	7	3.5
Lamar University	11/16/2021		15:14	3-5	.600	0-2	.000	0-0	.000	1	2	3	2.3	4	2	0	0	2	6	4.3
Louisiana Tech	11/19/2021		13:10	3-8	.375	0-2	.000	2-3	.667	1	3	4	2.8	0	0	1	0	0	8	5.3
Jackson St.	11/23/2021		09:49	0-2	.000	0-1	.000	1-2	.500	2	2	4	3.0	0	0	1	0	0	1	4.4
vs San Diego St.	11/26/2021		10:33	0-3	.000	0-2	.000	2-2	1.000	0	2	2	2.8	0	1	0	0	1	2	4.0
at California	11/27/2021		03:46	0-2	.000	0-1	.000	0-0	.000	0	1	1	2.6	0	0	0	0	0	0	3.4
New Orleans	12/01/2021		08:25	1-3	.333	0-0	.000	0-0	.000	0	1	1	2.4	0	0	3	0	2	2	3.3
at Cincinnati	12/05/2021		04:06	0-0	.000	0-0	.000	0-0	.000	0	0	0	2.1	0	0	0	0	0	0	2.9
at Hofstra	12/11/2021		03:04	1-1	1.000	0-0	.000	0-0	.000	0	0	0	1.9	0	1	0	0	0	2	2.8
Samford	12/17/2021		05:03	0-4	.000	0-1	.000	0-0	.000	0	1	1	1.8	1	0	0	0	0	0	2.5
vs Texas Tech	12/20/2021		05:27	1-3	.333	0-0	.000	0-0	.000	1	0	1	1.8	0	0	0	0	0	2	2.5
at Florida	01/06/2022		01:22	1-1	1.000	0-0	.000	0-0	.000	0	0	0	1.6	0	0	0	0	0	2	2.5
Tennessee	01/09/2022		07:01	0-0	.000	0-0	.000	0-0	.000	0	0	0	1.5	0	0	0	0	1	0	2.3
Mississippi St.	01/16/2022		06:56	0-2	.000	0-0	.000	0-0	.000	0	0	0	1.4	0	2	0	0	0	0	2.1
at South Carolina	01/27/2022		04:41	0-3	.000	0-0	.000	0-0	.000	0	0	0	1.3	0	0	1	0	0	0	2.0
LSU	02/07/2022		04:25	0-0	.000	0-0	.000	0-0	.000	0	0	0	1.2	0	0	0	0	0	0	1.9
at Mississippi St.	02/13/2022		05:13	0-0	.000	0-0	.000	0-0	.000	1	0	1	1.2	1	0	1	0	0	0	1.8
Totals			1 133:28	12-45	.267	1-10	.100	7-9	.778	6	16	22	1.2	8	9	10	0	6	32	1.8

Player Averages

Games Played	Minutes/game	Points/game	FG Pct	3FG Pct	FT Pct	Rebounds/game	Assists/game	Turnovers/game	Assist/Turnover ratio	Steals/game	Blocks/game
18	7.4	1.8	26.7	10.0	77.8	1.2	0.5	0.6	0.9	0.3	0.0

THE BRACEY FILE

BIRTHDAY	NOV. 7, 2001
MAJOR	EXERCISE SCIENCE
PARENTS	CHIQUITA & CURTIS BRACEY
OTHER REBELS TO WEAR #23	

LaTosha Laws	2009-12
Joyce Meek	1973-75
Kylia Morrison	1987-90
Stephanie Murphy	1998-01
Sandra Newborn	1982-83
Betsy O'Conner	1979
Sarah Sally	1981
Shandricka Sessom	2015-19
Rosie Rushing	1985
Kacy Williams	1991-94

CAREER HIGHS

Points: 13, at #14 Tennessee (03/05/21)
 Rebounds: 4, 2x, last vs. Jackson State (11/23/21)
 Assists: 2, 4x last vs. Lamar (11/16/21)
 Steals: 3, vs. Alcorn State (12/08/20)
 Blocks: --
 Field Goals: 5, at #14 Tennessee (03/05/21)
 Free Throws: 3, 2x, last at George Mason (12/19/20)
 Three Pointers: 3, vs. #14 Tennessee (03/05/21)

SEASON HIGHS

Points: 8, vs. LA Tech (11/19/21)
 Rebounds: 4, 2x, last vs. Jackson State (11/23/21)
 Assists: 2, 3x, last vs. Mississippi St. (1/16/22)
 Steals: 2, 2x, last vs. New Orleans (12/1/21)
 Blocks:
 Field Goals: 3, 2x, last vs. LA Tech (11/19/21)
 Free Throws: 2, 3x, last vs. San Diego State (11/26/21)
 Three Pointers: 1, vs. MVSU (11/14/21)

SEASON SUPERLATIVES

Double-Figure Points:
 Double-Figure Rebounds:
 Double-Doubles:
 5+ Rebounds:
 5+ Assists:
 Led Team in Points:
 Led Team in Rebounds:
 Led Team in Assists:

CAREER STATS

				Field Goals		3-Point		F-Throws		Rebounds										Scoring	
SEASON	TEAM	GP-GS	MIN/AVG	FG-FGA	FG%	3FG-3FGA	3FG%	FT-FTA	FT%	OFF	DEF	TOT	AVG	PF-FO	A	TO	BLK	STL	PTS	AVG	
2020-21	OM	24-0	285/11.9	27-80	.338	9-27	.333	15-22	.682	11	24	35	1.5	27-0	9	22	0	10	78	3.3	
2021-22	OM	18-1	133/7.4	12-45	.267	1-10	.100	7-9	.778	6	16	22	1.2	8-0	9	10	0	6	32	1.8	
TOTAL		42-1	419/10.0	39-125	.312	10-37	.270	22-31	.710	17	40	57	1.4	35-0	18	32	0	16	110	2.6	

24 madison SCOTT

Indian Head, Md. • Bishop McNamara

Sophomore • Forward • 6-1



NOTES

2020-21 (FRESHMAN)

- Named the SEC Freshman of the year, the first for Ole Miss since 2003-04 (Armintie Price)
- Six-time SEC Freshman of the Week, one of three six time winners ever
- Led SEC freshmen in rebounding, averaging 7.1 boards per game
- Scored in double-digits in 13 games, including seven double-doubles, 12 games with at least seven boards

Player of the Year

- 2020 WBCA High School All-America Honorable Mention
- 2020 WCAC Player of the Year
- Led Bishop McNamara to 2020 WCAC title
- "She Got Game" Tournament MVP

PERSONAL

- Has three siblings: London, Summer and Zion
- Dean's List throughout entire high school career • Summa Cum Laude

HIGH SCHOOL

- ESPN 5-star rated recruit (No. 13 overall)
- No. 2 wing player nationally by ESPN
- McDonald's All-American (first in Ole Miss .570 FG her senior season women's basketball history)
- Naismith High School Girls Trophy Watch List
- Jordan Brand All-American
- 2020 Washington Post Metro Women's Basketball

SEASON GAME-BY-GAME

Opponent	Date	GS	MIN	Total		3-Pointers		Free throws		Rebounds			PF	A	TO	BLK	STL	PTS	AVG		
				FG-FGA	PCT	3FG-3FGA	PCT	FT-FTA	PCT	OFF	DEF	TOT								AVG	
Belmont	11/11/2021	*	32:12	7-12	.583	0-0	.000	2-2	1.000	4	4	8	5	1	4	0	6	16	16.0		
Mississippi Val.	11/14/2021	*	19:37	3-5	.600	0-0	.000	1-2	.500	0	0	0	4	1	2	2	2	7	11.5		
Lamar University	11/16/2021	*	17:39	4-6	.667	0-0	.000	6-9	.667	2	2	4	4	0	2	1	0	14	12.3		
Louisiana Tech	11/19/2021	*	15:34	1-6	.167	0-0	.000	0-0	.000	4	3	7	4.8	2	0	1	1	2	9.8		
Jackson St.	11/23/2021	*	26:28	7-13	.538	0-0	.000	7-9	.778	6	2	8	5.4	3	1	3	0	1	21	12.0	
vs San Diego St.	11/26/2021	*	26:51	5-6	.833	0-0	.000	2-2	1.000	0	5	5	5.3	3	0	3	2	1	12	12.0	
at California	11/27/2021	*	29:15	5-15	.333	0-0	.000	2-3	.667	5	6	11	6.1	2	1	1	1	1	12	12.0	
New Orleans	12/01/2021	*	21:08	3-4	.750	0-0	.000	8-10	.800	2	2	4	5.9	2	1	1	0	3	14	12.3	
at Cincinnati	12/05/2021	*	28:30	8-8	1.000	0-0	.000	2-4	.500	2	0	2	5.4	2	3	2	1	3	18	12.9	
at Hofstra	12/11/2021	*	22:42	2-4	.500	0-0	.000	3-4	.750	3	6	9	5.8	0	3	4	3	1	7	12.3	
Samford	12/17/2021	*	18:11	3-10	.300	0-0	.000	2-3	.667	5	4	9	6.1	1	1	2	0	1	8	11.9	
vs Texas Tech	12/20/2021	*	20:35	1-5	.200	0-0	.000	1-2	.500	1	1	2	5.8	3	2	1	0	0	3	11.2	
vs South Fla.	12/21/2021	*	31:08	6-8	.750	0-0	.000	0-0	.000	2	3	5	5.7	2	3	0	1	2	12	11.2	
at Florida	01/06/2022	*	23:35	6-7	.857	0-0	.000	3-4	.750	2	4	6	5.7	2	0	2	1	4	15	11.5	
Tennessee	01/09/2022	*	26:34	3-8	.375	0-1	.000	1-1	1.000	3	2	5	5.7	1	0	0	1	7	11.2		
Alabama	01/13/2022	*	23:28	4-6	.667	0-0	.000	6-7	.857	4	6	10	5.9	2	1	2	0	0	14	11.4	
Mississippi St.	01/16/2022	*	24:54	5-10	.500	0-0	.000	2-2	1.000	2	4	6	5.9	2	2	1	0	3	12	11.4	
at Texas A&M	01/20/2022	*	26:42	4-9	.444	0-0	.000	2-4	.500	3	5	8	6.1	1	3	0	1	0	10	11.3	
at Kentucky	01/23/2022	*	30:13	5-8	.625	0-0	.000	0-0	.000	2	5	7	6.1	3	2	4	0	0	10	11.3	
at South Carolina	01/27/2022	*	30:01	4-9	.444	0-0	.000	0-3	.000	2	1	3	6.0	4	0	4	3	4	8	11.1	
Georgia	01/30/2022	*	17:07	1-5	.200	0-0	.000	4-6	.667	3	3	6	6.0	5	1	2	0	0	6	10.9	
at Missouri	02/03/2022	*	28:18	5-10	.500	0-0	.000	0-0	.000	3	6	9	6.1	5	0	3	1	0	10	10.8	
LSU	02/07/2022	*	28:24	3-5	.600	0-0	.000	3-5	.600	2	13	15	6.5	4	0	0	2	1	9	10.7	
at Mississippi St.	02/13/2022	*	29:54	1-6	.167	0-0	.000	1-2	.500	4	3	7	6.5	5	1	4	1	3	10.4		
Texas A&M	02/17/2022	*	34:12	5-14	.357	0-0	.000	3-6	.500	7	7	14	6.8	0	5	3	1	1	13	10.5	
Totals			25	633:11	101-199	.508	0-1	.000	61-90	.678	73	97	170	6.8	60	34	50	21	37	263	10.5

Player Averages

Games Played	Minutes/game	Points/game	FG Pct	3FG Pct	FT Pct	Rebounds/game	Assists/game	Turnovers/game	Assist/Turnover ratio	Steals/game	Blocks/game
25	25.3	10.5	50.8	0.0	67.8	6.8	1.4	2.0	0.7	1.5	0.8

THE SCOTT FILE

BIRTHDAY	DEC. 27, 2001
MAJOR	PSYCHOLOGY
PARENTS	SAKINA SCOTT & JOHNNIE DAILEY
OTHER REBELS TO WEAR #24	

Chandra Dorsey	1998-01
Shannon Dozier	2019
Bretta Hart	2014-17
Jackie Martin	1988-89-90, 1992
B.B. Manuel	1993-94
Armintie Price	2004-07
Sheila Sullivan	1974-77
Myra Williams	1984-87
Connie Winstead	1979

CAREER HIGHS

Points: 21, vs. Jackson State (11/23/21)
 Rebounds: 16, at LSU (01/31/21)
 Assists: 5, vs. Texas A&M (2/17/22)
 Steals: 6, vs. Belmont (11/11/21)
 Blocks: 4, vs. UNI (03/26/21)
 Field Goals: 8, at Cincinnati (12/5/21)
 Free Throws: 8, vs. New Orleans (12/1/21)
 Three Pointers: --

SEASON HIGHS

Points: 21, vs. Jackson State (11/23/21)
 Rebounds: 15, vs. LSU (2/7/22)
 Assists: 5, vs. Texas A&M (2/17/22)
 Steals: 6, vs. Belmont (11/11/21)
 Blocks: 3, at South Carolina (1/27/22)
 Field Goals: 8, at Cincinnati (12/5/21)
 Free Throws: 8, vs. New Orleans (12/1/21)
 Three Pointers: --

SEASON SUPERLATIVES

Double-Figure Points: 14x, last vs. Texas A&M (2/17/22)
 Double-Figure Rebounds: 4x, last vs. Texas A&M (2/17/22)
 Double-Doubles: 3x, last vs. Texas A&M (2/17/22)
 5+ Rebounds: 16x, last vs. Texas A&M (2/17/22)
 Led Team in Points: 3x, last vs. USF (12/21/21)
 Led Team in Rebounds: 7x, last vs. Texas A&M (2/17/22)
 Led Team in Assists: 3x, last at Hofstra (12/11/21)

CAREER STATS

SEASON	TEAM	GP-GS	MIN/AVG	Field Goals		3-Point		F-Throws		Rebounds				Scoring						
				FG-FGA	FG%	3FG-3FGA	3FG%	FT-FTA	FT%	OFF	DEF	TOT	AVG	PF-FO	A	TO	BLK	STL	PTS	AVG
2020-21	OM	24-20	589/24.6	82-152	.539	0-0	.000	66-98	.673	65	106	171	7.1	61-0	25	33	23	21	230	9.6
2021-22	OM	25-25	633/25.3	101-199	.508	0-1	.000	61-90	.678	73	97	170	6.8	60-4	34	50	21	37	263	10.5
TOTAL		49-45	1222/24.9	183-351	.521	0-1	.000	127-188	.676	138	203	341	7.0	121-4	59	83	44	58	493	10.1

tiya
25 DOUGLAS

Fort Smith, Ark. • Northside • Trinity Valley CC

Junior • G • 5-10



NOTES

2020-21 (SOPHOMORE)

- Played in 26 games, making five starts
- Led the team with a career-high three steals in the first round of the WNIT against Samford
- Second on the team shooting .304 from beyond the arc with 14 made threes

AT TRINITY VALLEY COMMUNITY COLLEGE

2019-20 (FRESHMAN)

- On No. 1 junior college program in the nation that went 32-1 in 2019-20
- 13.9 PPG, 2.7 RPG, .403 3PT
- 2020 WBCA Honorable Mention All-American
- All-Conference in one season at TVCC
- Broke TVCC single-game record and tied NJCAA record with 13 three-pointers in 44-point performance vs. ETBU on Nov. 13, 2019

HIGH SCHOOL

- Three-year varsity letterwinner across three different high schools (Fayetteville High School, Fayetteville, Ark., 2016-17; Owasso High School, Owasso, Ark., 2017-18; Northside High School, Fort Smith, Ark., 2018-19)
- Was on two different state title teams in 2019 at Northside and 2017 at Fayetteville
- PERSONAL
- Has two siblings, Serrant and Winter

SEASON GAME-BY-GAME

Opponent	Date	GS	MIN	Total		3-Pointers		Free throws		Rebounds				PF	A	TO	BLK	STL	PTS	AVG	
				FG-FGA	PCT	3FG-3FGA	PCT	FT-FTA	PCT	OFF	DEF	TOT	AVG								
Belmont	11/11/2021		12:01	0-2	.000	0-1	.000	0-0	.000	1	1	2	2.0	0	2	2	0	0	0	0.0	
Mississippi Val.	11/14/2021		17:01	5-5	1.000	0-0	.000	3-5	.600	2	1	3	2.5	1	1	3	1	0	13	6.5	
Lamar University	11/16/2021		14:41	1-3	.333	0-0	.000	0-0	.000	2	2	4	3.0	0	1	0	0	1	2	5.0	
Louisiana Tech	11/19/2021		16:53	3-4	.750	0-0	.000	0-2	.000	1	2	3	3.0	1	1	3	0	0	6	5.3	
Jackson St.	11/23/2021		10:14	2-4	.500	0-0	.000	0-0	.000	3	2	5	3.4	1	0	0	1	0	4	5.0	
vs San Diego St.	11/26/2021		19:18	1-1	1.000	0-0	.000	0-0	.000	1	3	4	3.5	0	0	1	1	0	2	4.5	
at California	11/27/2021		12:40	1-1	1.000	0-0	.000	0-2	.000	2	2	4	3.6	3	1	0	0	1	2	4.1	
New Orleans	12/01/2021		14:41	3-5	.600	0-0	.000	5-5	1.000	2	4	6	3.9	1	2	3	0	0	11	5.0	
at Cincinnati	12/05/2021		11:58	0-1	.000	0-0	.000	0-0	.000	1	0	1	3.6	0	1	0	1	0	0	4.4	
at Hofstra	12/11/2021		11:28	0-2	.000	0-0	.000	0-0	.000	0	2	2	3.4	1	0	3	2	0	0	4.0	
Samford	12/17/2021		20:24	1-4	.250	0-0	.000	0-0	.000	1	1	2	3.3	1	1	2	1	2	2	3.8	
vs Texas Tech	12/20/2021		07:38	0-3	.000	0-0	.000	2-2	1.000	2	3	5	3.4	0	1	1	0	0	2	3.7	
vs South Fla.	12/21/2021		17:45	1-2	.500	0-0	.000	1-2	.500	2	3	5	3.5	2	0	2	1	1	3	3.6	
at Florida	01/06/2022		14:37	2-3	.667	0-1	.000	0-2	.000	0	4	4	3.6	0	0	2	0	1	4	3.6	
Tennessee	01/09/2022		04:47	0-0	.000	0-0	.000	0-0	.000	0	1	1	3.4	1	0	1	0	0	0	3.4	
Alabama	01/13/2022		17:19	3-3	1.000	0-0	.000	0-0	.000	1	2	3	3.4	2	0	3	0	0	6	3.6	
Mississippi St.	01/16/2022		19:58	3-3	1.000	0-0	.000	2-2	1.000	3	4	7	3.6	0	0	1	0	0	8	3.8	
at Texas A&M	01/20/2022		06:51	1-1	1.000	0-0	.000	1-2	.500	0	0	0	3.4	1	0	0	0	0	3	3.8	
at Kentucky	01/23/2022		08:11	0-3	.000	0-0	.000	0-0	.000	2	0	2	3.3	0	0	0	0	0	0	3.6	
at South Carolina	01/27/2022		02:26	0-0	.000	0-0	.000	1-2	.500	0	0	0	3.2	0	0	0	0	0	1	3.5	
Georgia	01/30/2022		23:38	3-4	.750	1-2	.500	1-2	.500	2	2	4	3.2	1	0	1	2	1	8	3.7	
at Missouri	02/03/2022		20:52	3-7	.429	0-0	.000	0-0	.000	9	1	10	3.5	1	1	2	0	0	6	3.8	
LSU	02/07/2022		20:14	3-5	.600	0-0	.000	1-4	.250	2	1	3	3.5	1	1	1	1	1	7	3.9	
at Mississippi St.	02/13/2022		14:54	0-2	.000	0-0	.000	0-2	.000	1	3	4	3.5	0	0	0	0	0	0	3.8	
Texas A&M	02/17/2022		09:35	1-2	.500	0-0	.000	0-2	.000	2	0	2	3.4	1	0	0	1	1	2	3.7	
Totals			0	350:03	37-70	.529	1-4	.250	17-36	.472	42	44	86	3.4	19	13	31	12	9	92	3.7

Player Averages

Games Played	Minutes/ game	Points/ game	FG Pct	3FG Pct	FT Pct	Rebounds/ game	Assists/ game	Turnovers/ game	Assist/Turnover ratio	Steals/ game	Blocks/ game
25	14.0	3.7	52.9	25.0	47.2	3.4	0.5	1.2	0.4	0.4	0.5

THE DOUGLAS FILE

BIRTHDAY	SEPT. 23, 2000
MAJOR	PSYCHOLOGY
PARENTS	TARI CUMMINGS & JAMAL DOUGLAS
OTHER REBELS TO WEAR #25	

Alissa Alston	2016-17-18
Marilyn Brooks	1982-83-84-85
Niesha Dobbbs	1996
Courtney Marbra	2010-11-12-13
Laticia Mathis	1995
Becky Myatt	1998-99-2000-01
Kimsey O'Neal	1987-88-89-90
Bryn Parker	2020
Kathy Rooker	1975
Kris Stratton	1979-80-81
Tia Watson	2003-04
Becky Weeks	1973-74-75
Lori Woodward	1977

CAREER HIGHS

Points: 9, vs. New Orleans (12/1/21)
Rebounds: 5, at #14 Mississippi St. (01/10/20)
Assists: 2, 4x, last vs. New Orleans (12/1/21)
Steals: 2, 3x, vs. Tennessee (1/9/22)
Blocks: --
Field Goals: 3, vs. Mississippi Valley (12/12/20)
Free Throws: --
Three Pointers: 3, vs. New Orleans (12/1/21)

SEASON HIGHS

Points: 9, vs. New Orleans (12/1/21)
Rebounds: 2, at Cal (11/27/21)
Assists: 2, 2x, last vs. New Orleans (12/1/21)
Steals: 2, vs. Tennessee (1/9/22)
Blocks: 1, vs. Jackson State (11/23/21)
Field Goals: 3, vs. New Orleans (12/1/21)
Free Throws:
Three Pointers: 3, vs. New Orleans (12/1/21)

SEASON SUPERLATIVES

Double-Figure Points:
Double-Figure Rebounds:
Double-Doubles:
5+ Rebounds:
5+ Assists:
Led Team in Points:
Led Team in Rebounds:
Led Team in Assists:

CAREER STATS

				Field Goals		3-Point		F-Throws		Rebounds				Scoring						
SEASON	TEAM	GP-GS	MIN/AVG	FG-FGA	FG%	3FG-3FGA	3FG%	FT-FTA	FT%	OFF	DEF	TOT	AVG	PF-FO	A	TO	BLK	STL	PTS	AVG
2020-21	OM	24-0	300/12.5	28-63	.444	3-10	.300	14-23	.609	30	51	81	3.4	32-0	12	20	9	5	73	3.0
2021-22	OM	25-0	350/14.0	37-70	.529	1-4	.250	17-36	.472	42	44	86	3.4	19-0	13	31	12	9	92	3.7
TOTAL		49-0	650/13.3	65-133	.489	4-14	.286	31-59	.525	72	95	167	3.4	51-0	25	51	21	14	165	3.4

caitlin
32 MCGEE

Jacksonville, Fla. • Sandalwood

Redshirt Sophomore • F • 6-1



NOTES

2020-21 (FRESHMAN)

- Scored 13 points in her collegiate debut for a career-high against McNeese
- Appeared in 24 games, averaging 12.3 minutes

- 2018-19 Team Captain
- 3x Team MVP

PERSONAL

- Her father, Carlton, was a starter on the men's basketball team at Wisconsin
- Related to Norman McGee Jr., an 11th round selection of the San Francisco 49ers in 1989

2019-20 (FRESHMAN)

- Redshirted after enrolling early at Ole Miss.

HIGH SCHOOL

- Three-star rated recruit by ESPN
- Varsity letterwinner in both basketball and track & field
- 18.0 PPG, 12.3 RPG, 2.7 BPG in HS career
- Times Union All-Decade Team
- 2018-19 First-Team All-State
- 3x First-Team All-Area
- 3x First-Team All-City
- 3x All-Conference in basketball, 2x in track

SEASON GAME-BY-GAME

Opponent	Date	GS	MIN	Total		3-Pointers		Free throws		Rebounds				PF	A	TO	BLK	STL	PTS	AVG	
				FG-FGA	PCT	3FG-3FGA	PCT	FT-FTA	PCT	OFF	DEF	TOT	AVG								
Belmont	11/11/2021		12:01	0-2	.000	0-1	.000	0-0	.000	1	1	2	2.0	0	2	2	0	0	0	0.0	
Mississippi Val.	11/14/2021		17:01	5-5	1.000	0-0	.000	3-5	.600	2	1	3	2.5	1	1	3	1	0	13	6.5	
Lamar University	11/16/2021		14:41	1-3	.333	0-0	.000	0-0	.000	2	2	4	3.0	0	1	0	0	1	2	5.0	
Louisiana Tech	11/19/2021		16:53	3-4	.750	0-0	.000	0-2	.000	1	2	3	3.0	1	1	3	0	0	6	5.3	
Jackson St.	11/23/2021		10:14	2-4	.500	0-0	.000	0-0	.000	3	2	5	3.4	1	0	0	1	0	4	5.0	
vs San Diego St.	11/26/2021		19:18	1-1	1.000	0-0	.000	0-0	.000	1	3	4	3.5	0	0	1	1	0	2	4.5	
at California	11/27/2021		12:40	1-1	1.000	0-0	.000	0-2	.000	2	2	4	3.6	3	1	0	0	1	2	4.1	
New Orleans	12/01/2021		14:41	3-5	.600	0-0	.000	5-5	1.000	2	4	6	3.9	1	2	3	0	0	11	5.0	
at Cincinnati	12/05/2021		11:58	0-1	.000	0-0	.000	0-0	.000	1	0	1	3.6	0	1	0	1	0	0	4.4	
at Hofstra	12/11/2021		11:28	0-2	.000	0-0	.000	0-0	.000	0	2	2	3.4	1	0	3	2	0	0	4.0	
Samford	12/17/2021		20:24	1-4	.250	0-0	.000	0-0	.000	1	1	2	3.3	1	1	2	1	2	2	3.8	
vs Texas Tech	12/20/2021		07:38	0-3	.000	0-0	.000	2-2	1.000	2	3	5	3.4	0	1	1	0	0	2	3.7	
vs South Fla.	12/21/2021		17:45	1-2	.500	0-0	.000	1-2	.500	2	3	5	3.5	2	0	2	1	1	3	3.6	
at Florida	01/06/2022		14:37	2-3	.667	0-1	.000	0-2	.000	0	4	4	3.6	0	0	2	0	1	4	3.6	
Tennessee	01/09/2022		04:47	0-0	.000	0-0	.000	0-0	.000	0	1	1	3.4	1	0	1	0	0	0	3.4	
Alabama	01/13/2022		17:19	3-3	1.000	0-0	.000	0-0	.000	1	2	3	3.4	2	0	3	0	0	6	3.6	
Mississippi St.	01/16/2022		19:58	3-3	1.000	0-0	.000	2-2	1.000	3	4	7	3.6	0	0	1	0	0	8	3.8	
at Texas A&M	01/20/2022		06:51	1-1	1.000	0-0	.000	1-2	.500	0	0	0	3.4	1	0	0	0	0	3	3.8	
at Kentucky	01/23/2022		08:11	0-3	.000	0-0	.000	0-0	.000	2	0	2	3.3	0	0	0	0	0	0	3.6	
at South Carolina	01/27/2022		02:26	0-0	.000	0-0	.000	1-2	.500	0	0	0	3.2	0	0	0	0	0	1	3.5	
Georgia	01/30/2022		23:38	3-4	.750	1-2	.500	1-2	.500	2	2	4	3.2	1	0	1	2	1	8	3.7	
at Missouri	02/03/2022		20:52	3-7	.429	0-0	.000	0-0	.000	9	1	10	3.5	1	1	2	0	0	6	3.8	
LSU	02/07/2022		20:14	3-5	.600	0-0	.000	1-4	.250	2	1	3	3.5	1	1	1	1	1	7	3.9	
at Mississippi St.	02/13/2022		14:54	0-2	.000	0-0	.000	0-2	.000	1	3	4	3.5	0	0	0	0	0	0	3.8	
Texas A&M	02/17/2022		09:35	1-2	.500	0-0	.000	0-2	.000	2	0	2	3.4	1	0	0	1	1	2	3.7	
Totals			0	350:03	37-70	.529	1-4	.250	17-36	.472	42	44	86	3.4	19	13	31	12	9	92	3.7

Player Averages

Games Played	Minutes/game	Points/game	FG Pct	3FG Pct	FT Pct	Rebounds/game	Assists/game	Turnovers/game	Assist/Turnover ratio	Steals/game	Blocks/game
25	14.0	3.7	52.9	25.0	47.2	3.4	0.5	1.2	0.4	0.4	0.5

THE MCGEE FILE

BIRTHDAY	JAN. 7, 2002
MAJOR	GENERAL BUSINESS
PARENTS	BRIDGET & CARLTON MCGEE

OTHER REBELS TO WEAR #32

Teena Bender	1988-91
Ellen Buchanan	2003-06
Alliesha Easley	2006-10
Tia Faleru	2011-15
Von Kirk	2000-02
Sabrina McNair	1992-95
Kate Rodgers	2017-2018
Alisa Scott	1984-87
Julianne Signaigo	1998-99
Janet Smith	1974
Risa Turton	1979-80
Pam Vaughn	1981-82

CAREER HIGHS

Points: 13, 2x, vs. MVSU (11/14/21)
Rebounds: 10, at Missouri (2/3/22)
Assists: 2, 3x, last vs. New Orleans (12/1/21)
Steals: 2, vs. Mississippi Valley (12/12/20)
Blocks: 3, vs. #14 Kentucky (02/04/21)
Field Goals: 6, vs. McNeese State (11/30/20)
Free Throws: 5, vs. New Orleans (12/1/21)
Three Pointers: 1, vs. Kansas (12/03/20)

SEASON HIGHS

Points: 13, vs. MVSU (11/14/21)
Rebounds: 10, at Missouri (2/3/22)
Assists: 2, 2x, last vs. New Orleans (12/1/21)
Steals: 2, vs. Samford (12/17/21)
Blocks: 2, 2x, last vs. Georgia (1/30/21)
Field Goals: 5, vs. MVSU (11/14/21)
Free Throws: 5, vs. New Orleans (12/1/21)
Three Pointers:

SEASON SUPERLATIVES

Double-Figure Points: 2x, last vs. New Orleans (12/1/21)
Double-Figure Rebounds: 1x, at Missouri (2/3/22)
Double-Doubles:
5+ Rebounds: 5x, last vs. Mississippi St. (1/16/22)
5+Assists:
Led Team in Points:
Led Team in Rebounds: 1x, at Missouri (2/3/22)
Led Team in Assists: 2x, last at Cal (11/27/21)

CAREER STATS

				Field Goals		3-Point		F-Throws		Rebounds				Scoring						
SEASON	TEAM	GP-GS	MIN/AVG	FG-FGA	FG%	3FG-3FGA	3FG%	FT-FTA	FT%	OFF	DEF	TOT	AVG	PF-FO	A	TO	BLK	STL	PTS	AVG
2020-21	OM	24-0	300/12.5	28-63	.444	3-10	.300	14-23	.609	30	51	81	3.4	32-0	12	20	9	5	73	3.0
2021-22	OM	25-0	350/14.0	37-70	.529	1-4	.250	17-36	.472	42	44	86	3.4	19-0	13	31	12	9	92	3.7
TOTAL		49-0	650/13.3	65-133	.489	4-14	.286	31-59	.525	72	95	167	3.4	51-0	25	51	21	14	165	3.4

Redshirt Senior • Center • 6-2



46

THE PAVILION

AT OLE MISS

The centerpiece of the Forward Together campaign is the state-of-the-art \$96.5-million Pavilion at Ole Miss. On July 31, 2014, ground was broken on the 225,000-square foot arena that officially opened its doors on January 7, 2016 with the Rebel men's basketball team's victory over Alabama.

Designed by AECOM and built by BL Harbert, The Pavilion boasts a capacity of 9,500 fans and includes a number of first-class amenities, including courtside and baseline seating for students, three premium club areas for fans and more than 1,700 premium seats all within an intimate seating bowl. The men's and women's locker rooms measure almost 1,500 square feet, while the facility also houses two visiting team locker rooms, officials' locker rooms, a volleyball locker room and green room space.

Ole Miss worked with Daktronics to design, manufacture and install what was the largest center-hung video display board in college sports at the time with nearly 2,400 square feet of LED. The center-hung configuration consists of 13 video displays for a total of more than 3.6 million LEDs. It includes four main video displays, two undermount video displays, four corner displays and three 360-degree rings.

On January 28, 2017, the hardwood that the Rebels play on was officially named Craddock Court. Due to the generosity of Ben and David Craddock, the floor was named in honor of the entire Craddock family.

The main entrance and north lobby of The Pavilion features the C Spire Speedzone, an interactive lounge through partnership with C Spire that also includes Steak 'n Shake, Raising Cane's, Rebel Shop by Fanatics and a ticket office. The C Spire Speedzone offers a lightning fast, 1 gigabit-per-second, fiber optic-enabled Wi-Fi network as well as social media digital displays, power port enabled charging stations and a kiosk to purchase mobile devices and accessories.

The Pavilion also includes a five-story parking garage with 800 spaces that services the entire campus community.

The placement of The Pavilion allows Ole Miss to further enhance its athletics complex - better connecting athletics to the heart of the best campus in higher education. This centralized location creates an impressive "front door" for Rebel Athletics and a destination point not only on a gameday but every day of the week.

The Pavilion at Ole Miss is the crown jewel of the Forward Together Campaign, which surpassed its original goal of \$150 million in just more than four years. Other components of the campaign included the north end zone expansion and suite renovations at Vaught-Hemingway Stadium, renovation of the Gillom Center, FedEx Academic Support Center and Starnes Athletic Training Center, as well as other future projects.

Facility Highlights:

- Opened January 7, 2016
- More than 225,000 total square feet
- Seats approximately 9,500 fans and includes 1,700 premium seats
- Houses men's and women's locker rooms measuring almost 1,500 square feet
- Features largest center-hung video display board in college sports with nearly 2,400 square feet of LED
- Concourse highlighted by the C Spire Speedzone, which includes Steak 'n Shake, Raising Cane's, The Rebel Shop a Fanatics Experience
- Includes five-story parking garage with more than 800 spaces

QUICK FACTS

Capacity: 9,500

Opened: Jan. 7, 2016

Record: 55-46 (Sixth Season)

First Opponent: Florida (Jan. 10, 2016; L, 85-65)

First Basket: Madinah Muhammad (3-pointer, vs. Florida)

First Win: vs. #9 Kentucky (73-65, Jan. 21, 2016)

TOP-15 HOME CROWDS (ALL-TIME)

1. 8,229 (12/12/17)* Southern Miss, W, 68-59
2. 8,203 (11/10/17)* NW State, W, 75-44
3. 8,088 (12/01/16)* Jackson State, W, 89-41
4. 7,407 (11/13/15) Mississippi Valley St., W, 97-61
5. 7,389 (12/12/18)* Louisiana, W, 79-57
6. 7,042 (11/13/17)* Kennesaw State, W, 92-63
7. 6,896 (12/1/21)* New Orleans, W, 92-47
8. 6,574 (12/16/19)* GA Southern, W, 69-66 (OT)
9. 6,297 (12/02/17)* Arkansas State, W, 74-48
10. 5,870 (11/13/09) SE Louisiana, W, 80-42
11. 5,696 (11/14/14) Grambling State, W, 92-67
12. 5,404 (02/06/88) Tennessee, L, 78-67
13. 5,199 (11/20/14) Southern, W, 91-68
14. 4,634 (02/12/17)* Mississippi State, L, 66-44
15. 4,491 (12/04/13) La Tech, W, 79-68

*Denotes game played at The Pavilion at Ole Miss



RADIO/TV ROSTER



0 **SHAKIRA AUSTIN**
Sr. • C • 6-5



1 **LASHONDA MONK**
Gr. • G • 5-6



2 **MIMI REID**
R-Sr. • G • 5-8



3 **DONNETTA JOHNSON**
R-Jr. • G • 5-11



4 **JAIYAH HARRIS-SMITH**
Fr. • G • 5-6



5 **SNUDDA COLLINS**
So. • F • 6-1



10 **DESTINY SALARY**
So. • G • 6-0



11 **IYANLA KITCHENS**
Sr. • F • 6-2



12 **JORDAN BERRY**
Jr. • G • 5-7



15 **ANGEL BAKER**
Sr. • G • 5-8



23 **JACCORAH BRACEY**
So. • G • 5-10



24 **MADISON SCOTT**
So. • F • 6-1



25 **TIYA DOUGLAS**
Jr. • G • 5-10



32 **CAITLIN MCGEE**
R-So. • F • 6-1



40 **ANDEJA PUCKETT**
R-Sr. • C • 6-2



YOLETT MCPHEE-MCCUIN
HEAD COACH



SHAY ROBINSON
ASSOCIATE HEAD COACH



CHRIS AYERS
ASSISTANT COACH



ARMINTIE HERRINGTON
ASSISTANT COACH