



Officials: Mike Nance, Bart Lenox, K.B. Burdett, Jr.

Vanderbilt - 69

Record: 14-14 (6-10)

NO.	Name	F	Min	FG			Rebounds			Fouls		TP	AS	TO	ST	Blocks		+/-
				M-A	M-A	M-A	OR	DR	TOT	PF	FD					BS	BA	
42	Quentin Millora-Brown	F	33:05	3-6	0-0	4-4	4	2	6	3	3	10	4	3	0	0	0	6
21	Liam Robbins	C	15:28	1-5	1-4	0-1	1	6	7	5	2	3	2	2	1	1	0	-6
0	Tyrin Lawrence	G	22:59	0-3	0-2	0-0	1	2	3	1	1	0	3	1	0	0	0	-2
2	Scotty Pippen Jr.	G	37:26	10-16	4-9	8-9	1	3	4	4	7	32	4	5	2	0	0	-2
4	Jordan Wright	G	27:19	4-10	2-6	0-1	0	5	5	4	3	10	4	3	0	0	0	-4
5	Shane Dezonie		03:47	0-0	0-0	0-0	0	0	0	0	0	0	0	0	0	0	0	-3
10	Myles Stute		18:26	0-4	0-4	0-2	0	3	3	1	1	0	0	1	0	0	0	-1
12	Trey Thomas		06:21	0-1	0-1	0-0	0	1	1	0	0	0	0	1	0	0	1	-6
33	Drew Weikert		13:14	3-4	1-2	0-0	0	1	1	0	2	7	1	1	2	0	0	0
11	Gabe Dorsey		08:54	1-1	0-0	0-0	0	0	0	2	0	2	1	0	0	0	0	2
15	Terren Frank		13:01	2-2	1-1	0-0	1	0	1	2	0	5	0	1	0	0	0	-9
Team							1	1	2			0		0				
Totals				24-52	9-29	12-17	9	24	33	22	19	69	19	18	5	1	1	-5

Shooting By Period		
1st FG%	12-23	52.2%
3PT%	5-12	41.7%
FT%	3-3	100%
2nd FG%	12-29	41.4%
3PT%	4-17	23.5%
FT%	9-14	64.3%
GM FG%	24-52	46.2%
3PT%	9-29	31.0%
FT%	12-17	70.6%

Dead Ball Rebounds: 2, 0

Technical Fouls::NONE

Mississippi St. - 74

Record: 17-12 (8-8)

NO.	Name	F	Min	FG			Rebounds			Fouls		TP	AS	TO	ST	Blocks		+/-
				M-A	M-A	M-A	OR	DR	TOT	PF	FD					BS	BA	
2	Javian Davis	F	05:17	0-2	0-0	1-2	1	0	1	2	1	1	0	1	1	0	1	-1
10	Garrison Brooks	F	34:29	2-9	0-2	2-2	0	4	4	0	1	6	4	0	0	0	0	0
13	D.J. Jeffries	F	25:59	2-2	0-0	3-3	0	4	4	5	2	7	1	0	1	0	0	5
1	Iverson Molinar	G	34:44	7-13	0-2	6-7	0	1	1	3	4	20	2	2	3	0	0	-3
3	Shakeel Moore	G	30:09	3-6	1-2	2-2	0	1	1	4	2	9	2	4	2	0	0	3
5	Cam Carter		07:20	0-0	0-0	0-0	0	1	1	0	1	0	0	1	0	0	0	9
11	Andersson Garcia		19:18	3-4	0-0	2-3	4	3	7	3	2	8	3	2	2	0	0	4
35	Tolu Smith		30:47	8-13	0-0	6-11	2	6	8	2	7	22	2	0	2	0	0	3
4	Cameron Matthews		11:57	0-1	0-0	1-2	0	1	1	0	2	1	0	2	0	1	0	5
Team							0	1	1			0		0				
Totals				25-50	1-6	23-32	7	22	29	19	22	74	14	12	11	1	1	5

Shooting By Period		
1st FG%	13-29	44.8%
3PT%	0-4	0.0%
FT%	4-8	50%
2nd FG%	12-21	57.1%
3PT%	1-2	50.0%
FT%	19-24	79.2%
GM FG%	25-50	50.0%
3PT%	1-6	16.7%
FT%	23-32	71.9%

Dead Ball Rebounds: 3, 0

Technical Fouls::NONE

	VAN	MSU
Biggest lead	5 (2 nd 18:49)	11 (2 nd 8:41)
Best Scoring Run	7 (2 nd 19:35)	11 (2 nd 10:32)
Lead Changes	12	
Times Tied	3	
Time with Lead	08:08	27:57

Points from	VAN	MSU
Turnovers	14	17
Paint	26	32
Second Chance	9	7
Fast Breaks	8	8
Bench	14	31

	Period by Period Scoring		
	1st	2nd	TOT
VAN	32	37	69
MSU	30	44	74



Period 1

Quarter Starters:

MSU	1 Molinar I	2 Davis J	3 Moore S	10 Brooks G	13 Jeffries D
VAN	0 Lawrence T	2 Phippen Jr. S	4 Wright J	21 Robbins L	42 Millora-Brown Q

Game Time	MSU	Score	Diff	VAN
20:00	10 BROOKS G jumpball won			21 ROBBINS L jumpball lost
19:38	2 DAVIS J 2pt FG in the paint, dunk, missed			
19:36				4 WRIGHT J defensive rebound (1)
19:17				42 MILLORA-BROWN Q turnover travel (1)
19:01	3 MOORE S 2pt FG from turnover outside the paint, jump shot missed			
19:00				21 ROBBINS L defensive rebound (1)
18:40				4 WRIGHT J 3pt FG , jump shot missed
18:37	1 MOLINAR I defensive rebound (1)			
18:24	1 MOLINAR I 2pt FG outside the paint, jump shot missed			
18:23				21 ROBBINS L defensive rebound (2)
18:23	2 DAVIS J foul personal (1 - 1)			21 ROBBINS L foul drawn (1)
18:07				4 WRIGHT J 3pt FG , jump shot missed
18:05	13 JEFFRIES D defensive rebound (1)			
17:55	1 MOLINAR I 3pt FG , jump shot missed			
17:52				0 LAWRENCE T defensive rebound (1)
17:45				2 PIPPEN JR. S 3pt FG , jump shot missed
17:42	10 BROOKS G defensive rebound (1)			
17:20	2 DAVIS J 2pt FG outside the paint, jump shot blocked			
17:20				21 ROBBINS L block (1)
17:16				21 ROBBINS L defensive rebound (3)
17:16	2 DAVIS J steal (1)			21 ROBBINS L turnover bad pass (1)
17:06	10 BROOKS G 2pt FG from turnover outside the paint, jump shot made (2)	2-0	2	
17:06	1 MOLINAR I assist (1)			
16:45		2-3	-1	21 ROBBINS L 3pt FG , jump shot made (3)
16:45				0 LAWRENCE T assist (1)
16:23	1 MOLINAR I 2pt FG outside the paint, jump shot made (2)	4-3	1	
16:23	10 BROOKS G assist (1)			
16:01				21 ROBBINS L 2pt FG in the paint, jump shot missed
15:59	3 MOORE S defensive rebound (1)			
15:54	3 MOORE S 3pt FG , jump shot missed			
15:51				4 WRIGHT J defensive rebound (2)
15:40				21 ROBBINS L 3pt FG , jump shot missed
15:37	10 BROOKS G defensive rebound (2)			
15:32	1 MOLINAR I foul drawn (1)			0 LAWRENCE T foul shooting (1 - 1)
15:32	Timeout media			
15:32	2 DAVIS J substitution out			
15:32	3 MOORE S substitution out			
15:32	13 JEFFRIES D substitution out			
15:32	5 CARTER C substitution in			
15:32	11 GARCIA A substitution in			
15:32	35 SMITH T substitution in			
15:32				0 LAWRENCE T substitution out



Vanderbilt at Mississippi St.

02/26/22 Humphrey Coliseum, Starkville
2021-22 Men's Basketball

Game Time: 12:01 PM

Game Duration: 2:03

Attendance: 6,829

Officials: Mike Nance, Bart Lenox, K.B. Burdett, Jr.

Game Time	MSU	Score	Diff	VAN
15:32				4 WRIGHT J substitution out
15:32				21 ROBBINS L substitution out
15:32				5 DEZONIE S substitution in
15:32				10 STUTE M substitution in
15:32				12 THOMAS T substitution in
15:32	1 MOLINAR I free throw fast break 1 - 2 missed			
15:32	offensive dead ball rebound (1)			
15:32	1 MOLINAR I free throw fast break 2 - 2 made (3)	5-3	2	
15:09				2 PIPPEN JR. S 3pt FG , jump shot missed
15:06	11 GARCIA A defensive rebound (1)			
14:52	35 SMITH T 2pt FG in the paint, layup made (2)	7-3	4	
14:52	1 MOLINAR I assist (2)			
14:29				42 MILLORA-BROWN Q 2pt FG in the paint, jump shot missed
14:25				42 MILLORA-BROWN Q offensive rebound (1)
14:25				42 MILLORA-BROWN Q 2pt FG second chance in the paint, layup missed
14:24	5 CARTER C defensive rebound (1)			
14:06	10 BROOKS G 2pt FG outside the paint, jump shot missed			
14:04				12 THOMAS T defensive rebound (1)
13:56		7-5	2	42 MILLORA-BROWN Q 2pt FG in the paint, layup made (2)
13:56				2 PIPPEN JR. S assist (1)
13:29	35 SMITH T 2pt FG in the paint, layup missed			
13:28	11 GARCIA A offensive rebound (2)			
13:28	11 GARCIA A turnover travel (1)			
13:28	1 MOLINAR I substitution out			
13:28	10 BROOKS G substitution out			
13:28	3 MOORE S substitution in			
13:28	4 MATTHEWS C substitution in			
13:28				42 MILLORA-BROWN Q substitution out
13:28				21 ROBBINS L substitution in
13:12				10 STUTE M 3pt FG from turnover, jump shot missed
13:09	35 SMITH T defensive rebound (1)			
13:00	5 CARTER C turnover bad pass (1)			21 ROBBINS L steal (1)
12:56		7-7	0	2 PIPPEN JR. S 2pt FG fast break from turnover in the paint, layup made (2)
12:56				21 ROBBINS L assist (1)
12:33	35 SMITH T 2pt FG in the paint, dunk, made (4)	9-7	2	
12:33	11 GARCIA A assist (1)			
12:22				2 PIPPEN JR. S turnover bad pass (1)
12:07	35 SMITH T 2pt FG from turnover in the paint, layup made (6)	11-7	4	
12:07	35 SMITH T foul drawn (1)			21 ROBBINS L foul shooting (1 - 2)
12:07	35 SMITH T free throw 1 - 1 missed			
12:06				21 ROBBINS L defensive rebound (4)
11:45	Timeout media			
11:45				2 PIPPEN JR. S substitution out
11:45				5 DEZONIE S substitution out
11:45				0 LAWRENCE T substitution in
11:45				4 WRIGHT J substitution in
11:35				12 THOMAS T 3pt FG , jump shot blocked
11:35	4 MATTHEWS C block (1)			



Vanderbilt at Mississippi St.

02/26/22 Humphrey Coliseum, Starkville
2021-22 Men's Basketball

Game Time: 12:01 PM
Game Duration: 2:03
Attendance: 6,829

Officials: Mike Nance, Bart Lenox, K.B. Burdett, Jr.

Game Time	MSU	Score	Diff	VAN
11:35	defensive rebound (10)			
11:24	35 SMITH T 2pt FG in the paint, layup made (8)	13-7	6	
11:24	11 GARCIA A assist (2)			
11:13	11 GARCIA A steal (1)			12 THOMAS T turnover lost ball (1)
11:09	11 GARCIA A 2pt FG fast break from turnover in the paint, dunk, made (2)	15-7	8	
11:09	11 GARCIA A foul drawn (1)			4 WRIGHT J foul shooting (1 - 3)
11:09	11 GARCIA A free throw fast break 1 - 1 missed			
11:08				21 ROBBINS L defensive rebound (5)
10:49				0 LAWRENCE T turnover bad pass (1)
10:49	5 CARTER C substitution out			
10:49	11 GARCIA A substitution out			
10:49	35 SMITH T substitution out			
10:49	1 MOLINAR I substitution in			
10:49	10 BROOKS G substitution in			
10:49	13 JEFFRIES D substitution in			
10:21	10 BROOKS G 2pt FG from turnover in the paint, jump shot missed			
10:19				4 WRIGHT J defensive rebound (3)
09:57		15-10	5	4 WRIGHT J 3pt FG , jump shot made (3)
09:57				0 LAWRENCE T assist (2)
09:35	1 MOLINAR I 2pt FG outside the paint, jump shot made (5)	17-10	7	
09:11	13 JEFFRIES D foul personal (1 - 2)			4 WRIGHT J foul drawn (1)
09:11	4 MATTHEWS C substitution out			
09:11	35 SMITH T substitution in			
09:11				0 LAWRENCE T substitution out
09:11				12 THOMAS T substitution out
09:11				21 ROBBINS L substitution out
09:11				2 PIPPEN JR. S substitution in
09:11				33 WEIKERT D substitution in
09:11				42 MILLORA-BROWN Q substitution in
09:08		17-13	4	2 PIPPEN JR. S 3pt FG , jump shot made (5)
09:08				4 WRIGHT J assist (1)
08:44	35 SMITH T 2pt FG in the paint, jump shot missed			
08:42				2 PIPPEN JR. S defensive rebound (1)
08:35	35 SMITH T steal (1)			2 PIPPEN JR. S turnover bad pass (2)
08:31	1 MOLINAR I 2pt FG from turnover in the paint, dunk, missed			
08:28				10 STUTE M defensive rebound (1)
08:14	1 MOLINAR I steal (1)			4 WRIGHT J turnover lost ball (1)
08:06	1 MOLINAR I 2pt FG from turnover outside the paint, jump shot missed			
08:04				2 PIPPEN JR. S defensive rebound (2)
07:49		17-15	2	2 PIPPEN JR. S 2pt FG in the paint, jump shot made (7)
07:28	3 MOORE S 2pt FG in the paint, layup made (2)	19-15	4	
07:28	35 SMITH T assist (1)			
07:21	1 MOLINAR I foul personal (1 - 3)			33 WEIKERT D foul drawn (1)
07:21	Timeout media			
07:21	13 JEFFRIES D substitution out			
07:21	11 GARCIA A substitution in			
07:21				4 WRIGHT J substitution out



Vanderbilt at Mississippi St.

02/26/22 Humphrey Coliseum, Starkville
2021-22 Men's Basketball

Game Time: 12:01 PM
Game Duration: 2:03
Attendance: 6,829

Officials: Mike Nance, Bart Lenox, K.B. Burdett, Jr.

Game Time	MSU	Score	Diff	VAN
07:21				11 DORSEY G substitution in
07:03		19-17	2	33 WEIKERT D 2pt FG outside the paint, jump shot made (2)
07:03				11 DORSEY G assist (1)
06:40	10 BROOKS G 2pt FG in the paint, jump shot made (4)	21-17	4	
06:40	35 SMITH T assist (2)			
06:23	3 MOORE S substitution out			
06:23	13 JEFFRIES D substitution in			
06:08		21-19	2	11 DORSEY G 2pt FG outside the paint, jump shot made (2)
06:08				2 PIPPEN JR. S assist (2)
05:50	13 JEFFRIES D 2pt FG outside the paint, jump shot made (2)	23-19	4	
05:50	10 BROOKS G assist (2)			
05:31	13 JEFFRIES D foul personal (2 - 4)			2 PIPPEN JR. S foul drawn (1)
05:31	13 JEFFRIES D substitution out			
05:31	35 SMITH T substitution out			
05:31	2 DAVIS J substitution in			
05:31	3 MOORE S substitution in			
05:31				10 STUTE M substitution out
05:31				15 FRANK T substitution in
05:29	1 MOLINAR I steal (2)			42 MILLORA-BROWN Q turnover lost ball (2)
05:16	1 MOLINAR I 3pt FG from turnover, jump shot missed			
05:14	2 DAVIS J offensive rebound (1)			
05:14	2 DAVIS J foul drawn (1)			15 FRANK T foul shooting (1 - 4)
05:14	2 DAVIS J free throw 1 - 2 missed			
05:14	offensive dead ball rebound (2)			
05:14	2 DAVIS J free throw 2 - 2 made (1)	24-19	5	
05:00		24-22	2	15 FRANK T 3pt FG , jump shot made (3)
05:00				33 WEIKERT D assist (1)
04:42	2 DAVIS J foul offensive (2 - 5)			33 WEIKERT D foul drawn (2)
04:42	2 DAVIS J turnover offensive (1)			
04:42	2 DAVIS J substitution out			
04:42	35 SMITH T substitution in			
04:16	1 MOLINAR I steal (3)			42 MILLORA-BROWN Q turnover lost ball (3)
04:06	10 BROOKS G 3pt FG from turnover, jump shot missed			
04:03				42 MILLORA-BROWN Q defensive rebound (2)
03:53		24-25	-1	33 WEIKERT D 3pt FG , jump shot made (5)
03:53				2 PIPPEN JR. S assist (3)
03:33	1 MOLINAR I 2pt FG in the paint, layup made (7)	26-25	1	
03:12		26-27	-1	33 WEIKERT D 2pt FG in the paint, jump shot made (7)
03:12				42 MILLORA-BROWN Q assist (1)
02:44	10 BROOKS G 2pt FG outside the paint, jump shot missed			
02:42				42 MILLORA-BROWN Q defensive rebound (3)
02:27				2 PIPPEN JR. S turnover out of bounds (3)
02:27	Timeout media			
02:27	10 BROOKS G substitution out			
02:27	11 GARCIA A substitution out			
02:27	4 MATTHEWS C substitution in			
02:27	13 JEFFRIES D substitution in			
02:27				42 MILLORA-BROWN Q substitution out
02:27				21 ROBBINS L substitution in



Vanderbilt at Mississippi St.

02/26/22 Humphrey Coliseum, Starkville
2021-22 Men's Basketball

Officials: Mike Nance, Bart Lenox, K.B. Burdett, Jr.

Game Time	MSU	Score	Diff	VAN
02:09	35 SMITH T 2pt FG from turnover in the paint, layup made (10)	28-27	1	
02:09	3 MOORE S assist (1)			
02:07				21 ROBBINS L substitution out
02:07				42 MILLORA-BROWN Q substitution in
01:43				33 WEIKERT D turnover out of bounds (1)
01:34	1 MOLINAR I foul drawn (2)			2 PIPPEN JR. S foul shooting (1 - 5)
01:34	1 MOLINAR I free throw 1 - 2 made (8)	29-27	2	
01:34	13 JEFFRIES D substitution out			
01:34	10 BROOKS G substitution in			
01:34	1 MOLINAR I free throw 2 - 2 made (9)	30-27	3	
01:17	1 MOLINAR I foul shooting (2 - 6)			2 PIPPEN JR. S foul drawn (2)
01:17		30-28	2	2 PIPPEN JR. S free throw 1 - 3 made (8)
01:17		30-29	1	2 PIPPEN JR. S free throw 2 - 3 made (9)
01:17	1 MOLINAR I substitution out			
01:17	5 CARTER C substitution in			
01:17		30-30	0	2 PIPPEN JR. S free throw 3 - 3 made (10)
00:56	3 MOORE S turnover bad pass (1)			2 PIPPEN JR. S steal (1)
00:39		30-32	-2	2 PIPPEN JR. S 2pt FG from turnover in the paint, layup made (12)
00:23	Timeout 30 Sec			
00:23	5 CARTER C substitution out			
00:23	1 MOLINAR I substitution in			
00:09	4 MATTHEWS C foul drawn (1)			11 DORSEY G foul personal (1 - 6)
00:06	35 SMITH T 2pt FG outside the paint, jump shot missed			
00:04				33 WEIKERT D defensive rebound (1)
00:00				42 MILLORA-BROWN Q 2pt FG outside the paint, jump shot missed
00:00	10 BROOKS G defensive rebound (3)			
END OF PERIOD				
MSU 30-32 VAN				



Vanderbilt at Mississippi St.

02/26/22 Humphrey Coliseum, Starkville
2021-22 Men's Basketball

Game Time: 12:01 PM

Game Duration: 2:03

Attendance: 6,829

Officials: Mike Nance, Bart Lenox, K.B. Burdett, Jr.

Vanderbilt - 32

NO.	Name	F/C	Min	FG			Rebounds			Fouls		TP	AS	TO	ST	Blocks		+/-
				M-A	M-A	M-A	OR	DR	TOT	PF	FD					BS	BA	
42	Quentin Millora-Brown	F	15:23	1-4	0-0	0-0	1	2	3	0	0	2	1	3	0	0	0	9
21	Liam Robbins	C	09:05	1-3	1-2	0-0	0	5	5	1	1	3	1	1	1	1	0	-8
0	Tyrin Lawrence	G	07:02	0-0	0-0	0-0	0	1	1	1	0	0	2	1	0	0	0	-4
2	Scotty Pippen Jr.	G	17:26	4-6	1-3	3-3	0	2	2	1	2	12	3	3	1	0	0	5
4	Jordan Wright	G	08:52	1-3	1-3	0-0	0	3	3	1	1	3	1	1	0	0	0	-1
5	Shane Dezonie		03:47	0-0	0-0	0-0	0	0	0	0	0	0	0	0	0	0	0	-3
10	Myles Stute		10:01	0-1	0-1	0-0	0	1	1	0	0	0	0	0	0	0	0	-3
12	Trey Thomas		06:21	0-1	0-1	0-0	0	1	1	0	0	0	0	1	0	0	1	-6
33	Drew Weikert		09:11	3-3	1-1	0-0	0	1	1	0	2	7	1	1	0	0	0	9
11	Gabe Dorsey		07:21	1-1	0-0	0-0	0	0	0	1	0	2	1	0	0	0	0	6
15	Terren Frank		05:31	1-1	1-1	0-0	0	0	0	1	0	3	0	0	0	0	0	6
Team							0	0	0			0		0				
Totals				12-23	5-12	3-3	1	16	17	6	6	32	10	11	2	1	1	2

Shooting By Period		
1st FG%	12-23	52.2%
3PT%	5-12	41.7%
FT%	3-3	100%
GM FG%	12-23	52.2%
3PT%	5-12	41.7%
FT%	3-3	100.0%

Dead Ball Rebounds: 0, 0

Technical Fouls::NONE

Mississippi St. - 30

NO.	Name	F/C	Min	FG			Rebounds			Fouls		TP	AS	TO	ST	Blocks		+/-
				M-A	M-A	M-A	OR	DR	TOT	PF	FD					BS	BA	
2	Javian Davis	F	05:17	0-2	0-0	1-2	1	0	1	2	1	1	0	1	1	0	1	-1
10	Garrison Brooks	F	16:28	2-6	0-1	0-0	0	3	3	0	0	4	2	0	0	0	0	-11
13	D.J. Jeffries	F	09:41	1-1	0-0	0-0	0	1	1	2	0	2	0	0	0	0	0	0
1	Iverson Molinar	G	16:27	3-8	0-2	3-4	0	1	1	2	2	9	2	0	3	0	0	-5
3	Shakeel Moore	G	17:04	1-3	0-1	0-0	0	1	1	0	0	2	1	1	0	0	0	-3
5	Cam Carter		05:37	0-0	0-0	0-0	0	1	1	0	0	0	0	1	0	0	0	4
11	Andersson Garcia		09:37	1-1	0-0	0-1	1	1	2	0	1	2	2	1	1	0	0	2
35	Tolu Smith		13:05	5-8	0-0	0-1	0	1	1	0	1	10	2	0	1	0	0	0
4	Cameron Matthews		06:44	0-0	0-0	0-0	0	0	0	0	1	0	0	0	0	1	0	4
Team							0	1	1			0		0				
Totals				13-29	0-4	4-8	2	10	12	6	6	30	9	4	6	1	1	-2

Shooting By Period		
1st FG%	13-29	44.8%
3PT%	0-4	0.0%
FT%	4-8	50%
GM FG%	13-29	44.8%
3PT%	0-4	0.0%
FT%	4-8	50.0%

Dead Ball Rebounds: 2, 0

Technical Fouls::NONE

	VAN	MSU
Biggest lead	2 (1 st 0:39)	8 (1 st 11:09)
Best Scoring Run	6 (1 st 3:53)	8 (1 st 11:09)
Lead Changes	7	
Times Tied	2	
Time with Lead	02:24	13:41

Points from	VAN	MSU
Turnovers	4	11
Paint	10	18
Second Chance	0	1
Fast Breaks	2	3
Bench	12	12

	Period by Period Scoring		
	1st	2nd	TOT
VAN	32	37	69
MSU	30	44	74



Period 2

Quarter Starters:

MSU	1 Molinar I	3 Moore S	10 Brooks G	13 Jeffries D	35 Smith T
VAN	0 Lawrence T	2 Phippen Jr. S	4 Wright J	21 Robbins L	42 Millora-Brown Q

Game Time	MSU	Score	Diff	VAN
20:00	4 MATTHEWS C substitution out			
20:00	13 JEFFRIES D substitution in			
20:00				11 DORSEY G substitution out
20:00				15 FRANK T substitution out
20:00				33 WEIKERT D substitution out
20:00				0 LAWRENCE T substitution in
20:00				4 WRIGHT J substitution in
20:00				21 ROBBINS L substitution in
19:35		30-34	-4	4 WRIGHT J 2pt FG in the paint, jump shot made (5)
19:21	3 MOORE S 2pt FG outside the paint, jump shot made (4)	32-34	-2	
18:49		32-37	-5	4 WRIGHT J 3pt FG , jump shot made (8)
18:49				0 LAWRENCE T assist (3)
18:27	3 MOORE S 3pt FG , jump shot made (7)	35-37	-2	
18:27	13 JEFFRIES D assist (1)			
17:59				0 LAWRENCE T 3pt FG , jump shot missed
17:57				42 MILLORA-BROWN Q offensive rebound (4)
17:57	3 MOORE S foul personal (1 - 1)			42 MILLORA-BROWN Q foul drawn (1)
17:53	3 MOORE S foul personal (2 - 2)			2 PIPPEN JR. S foul drawn (3)
17:50	3 MOORE S steal (1)			21 ROBBINS L turnover lost ball (2)
17:35	35 SMITH T foul drawn (2)			21 ROBBINS L foul shooting (2 - 1)
17:35	35 SMITH T free throw 1 - 2 made (11)	36-37	-1	
17:35	35 SMITH T free throw 2 - 2 missed			
17:34				21 ROBBINS L defensive rebound (6)
17:26	3 MOORE S steal (2)			4 WRIGHT J turnover bad pass (2)
17:22	1 MOLINAR I 2pt FG fast break from turnover in the paint, layup made (11)	38-37	1	
17:22	1 MOLINAR I foul drawn (3)			21 ROBBINS L foul shooting (3 - 2)
17:22				21 ROBBINS L substitution out
17:22				10 STUTE M substitution in
17:22	1 MOLINAR I free throw fast break 1 - 1 made (12)	39-37	2	
17:09				10 STUTE M 3pt FG , jump shot missed
17:06	35 SMITH T defensive rebound (2)			
17:00	3 MOORE S turnover lost ball (2)			
16:57	13 JEFFRIES D steal (1)			2 PIPPEN JR. S turnover lost ball (4)
16:34	3 MOORE S foul offensive (3 - 3)			0 LAWRENCE T foul drawn (1)
16:34	3 MOORE S turnover offensive (3)			
16:34	3 MOORE S substitution out			
16:34	11 GARCIA A substitution in			
16:24		39-39	0	2 PIPPEN JR. S 2pt FG from turnover in the paint, layup made (14)
16:24				42 MILLORA-BROWN Q assist (2)
16:24	11 GARCIA A foul shooting (1 - 4)			2 PIPPEN JR. S foul drawn (4)
16:24		39-40	-1	2 PIPPEN JR. S free throw 1 - 1 made (15)
16:06	35 SMITH T 2pt FG in the paint, layup made (13)	41-40	1	



Vanderbilt at Mississippi St.

02/26/22 Humphrey Coliseum, Starkville
2021-22 Men's Basketball

Officials: Mike Nance, Bart Lenox, K.B. Burdett, Jr.

Game Time	MSU	Score	Diff	VAN
16:06	11 GARCIA A assist (3)			
15:46	11 GARCIA A foul personal (2 - 5)			2 PIPPEN JR. S foul drawn (5)
15:46	Timeout media			
15:46	10 BROOKS G substitution out			
15:46	4 MATTHEWS C substitution in			
15:31		41-42	-1	2 PIPPEN JR. S 2pt FG in the paint, layup made (17)
15:18	35 SMITH T 2pt FG in the paint, jump shot missed			
15:18	35 SMITH T offensive rebound (3)			
15:18	35 SMITH T foul drawn (3)			10 STUTE M foul personal (1 - 3)
15:01	35 SMITH T 2pt FG second chance outside the paint, jump shot missed			
14:58	11 GARCIA A offensive rebound (3)			
14:58	11 GARCIA A 2pt FG second chance in the paint, layup missed			
14:57				10 STUTE M defensive rebound (2)
14:56	11 GARCIA A steal (2)			10 STUTE M turnover bad pass (1)
14:37	4 MATTHEWS C 2pt FG from turnover in the paint, jump shot missed			
14:35				defensive rebound (21)
14:35				0 LAWRENCE T substitution out
14:35				33 WEIKERT D substitution in
14:11				10 STUTE M 3pt FG , jump shot missed
14:09	13 JEFFRIES D defensive rebound (2)			
13:52	1 MOLINAR I turnover lost ball (1)			33 WEIKERT D steal (1)
13:47		41-44	-3	2 PIPPEN JR. S 2pt FG fast break from turnover in the paint, layup made (19)
13:47				4 WRIGHT J assist (2)
13:47	Timeout 30 Sec			
13:47	Timeout media			
13:47	13 JEFFRIES D substitution out			
13:47	35 SMITH T substitution out			
13:47	3 MOORE S substitution in			
13:47	10 BROOKS G substitution in			
13:47				42 MILLORA-BROWN Q substitution out
13:47				15 FRANK T substitution in
13:17	1 MOLINAR I 2pt FG in the paint, jump shot missed			
13:15	11 GARCIA A offensive rebound (4)			
13:14	11 GARCIA A 2pt FG second chance in the paint, layup made (4)	43-44	-1	
12:55				4 WRIGHT J 3pt FG , jump shot missed
12:53	4 MATTHEWS C defensive rebound (1)			
12:47	3 MOORE S 2pt FG outside the paint, jump shot missed			
12:43	11 GARCIA A offensive rebound (5)			
12:43	11 GARCIA A 2pt FG second chance in the paint, layup made (6)	45-44	1	
12:25	11 GARCIA A foul personal (3 - 6)			4 WRIGHT J foul drawn (2)
12:25	11 GARCIA A substitution out			
12:25	13 JEFFRIES D substitution in			
12:25				4 WRIGHT J substitution out
12:25				11 DORSEY G substitution in
12:25	1 MOLINAR I substitution out			
12:25	5 CARTER C substitution in			



Vanderbilt at Mississippi St.

02/26/22 Humphrey Coliseum, Starkville
2021-22 Men's Basketball

Officials: Mike Nance, Bart Lenox, K.B. Burdett, Jr.

Game Time	MSU	Score	Diff	VAN
12:05	3 MOORE S foul drawn (1)			15 FRANK T foul offensive (2 - 4)
12:05				15 FRANK T turnover offensive (1)
12:05				10 STUTE M substitution out
12:05				21 ROBBINS L substitution in
11:51	4 MATTHEWS C turnover bad pass (1)			33 WEIKERT D steal (2)
11:38				21 ROBBINS L 3pt FG from turnover, jump shot missed
11:36	13 JEFFRIES D defensive rebound (3)			
11:29	10 BROOKS G foul drawn (1)			21 ROBBINS L foul shooting (4 - 5)
11:29	Timeout media			
11:29	4 MATTHEWS C substitution out			
11:29	35 SMITH T substitution in			
11:29				21 ROBBINS L substitution out
11:29				42 MILLORA-BROWN Q substitution in
11:29	10 BROOKS G free throw 1 - 2 made (5)	46-44	2	
11:29	10 BROOKS G free throw 2 - 2 made (6)	47-44	3	
11:15				33 WEIKERT D 3pt FG , jump shot missed
11:13	10 BROOKS G defensive rebound (4)			
11:09	5 CARTER C foul drawn (1)			2 PIPPEN JR. S foul personal (2 - 6)
10:52	13 JEFFRIES D 2pt FG outside the paint, jump shot made (4)	49-44	5	
10:52	13 JEFFRIES D foul drawn (1)			11 DORSEY G foul shooting (2 - 7)
10:52				11 DORSEY G substitution out
10:52				4 WRIGHT J substitution in
10:52	13 JEFFRIES D free throw 1 - 1 made (5)	50-44	6	
10:42	3 MOORE S foul personal (4 - 7)			4 WRIGHT J foul drawn (3)
10:42	3 MOORE S substitution out			
10:42	1 MOLINAR I substitution in			
10:42				4 WRIGHT J 1&1 free throw 1 missed
10:42				offensive rebound (22)
10:42	5 CARTER C substitution out			
10:42	11 GARCIA A substitution in			
10:33				4 WRIGHT J 2pt FG second chance in the paint, jump shot missed
10:32	11 GARCIA A defensive rebound (6)			
10:32	11 GARCIA A foul drawn (2)			42 MILLORA-BROWN Q foul personal (1 - 8)
10:32	11 GARCIA A 1&1 free throw 1 made (7)	51-44	7	
10:32	11 GARCIA A 1&1 free throw 2 made (8)	52-44	8	
10:32				33 WEIKERT D substitution out
10:32				0 LAWRENCE T substitution in
10:18				2 PIPPEN JR. S 3pt FG , jump shot missed
10:15				15 FRANK T offensive rebound (1)
10:15		52-46	6	15 FRANK T 2pt FG second chance in the paint, layup made (5)
09:48	35 SMITH T 2pt FG outside the paint, jump shot made (15)	54-46	8	
09:48	10 BROOKS G assist (3)			
09:25				4 WRIGHT J 3pt FG , jump shot missed
09:22	35 SMITH T defensive rebound (4)			
09:14	1 MOLINAR I 2pt FG outside the paint, jump shot made (14)	56-46	10	
09:07				Timeout 60 Sec
08:53				4 WRIGHT J turnover bad pass (3)
08:41	35 SMITH T foul drawn (4)			4 WRIGHT J foul personal (2 - 9)



Vanderbilt at Mississippi St.

02/26/22 Humphrey Coliseum, Starkville
2021-22 Men's Basketball

Game Time: 12:01 PM
Game Duration: 2:03
Attendance: 6,829

Officials: Mike Nance, Bart Lenox, K.B. Burdett, Jr.

Game Time	MSU	Score	Diff	VAN
08:41	35 SMITH T 1&1 free throw 1 made (16)	57-46	11	
08:41	35 SMITH T 1&1 free throw 2 missed			
08:40				4 WRIGHT J defensive rebound (4)
08:34	35 SMITH T foul personal (1 - 8)			42 MILLORA-BROWN Q foul drawn (2)
08:34		57-47	10	42 MILLORA-BROWN Q 1&1 free throw 1 made (3)
08:34				15 FRANK T substitution out
08:34				21 ROBBINS L substitution in
08:34		57-48	9	42 MILLORA-BROWN Q 1&1 free throw 2 made (4)
08:25	11 GARCIA A turnover bad pass (2)			
08:25	11 GARCIA A substitution out			
08:25	3 MOORE S substitution in			
08:15		57-51	6	2 PIPPEN JR. S 3pt FG from turnover, jump shot made (22)
08:15				21 ROBBINS L assist (2)
07:56	3 MOORE S turnover bad pass (4)			
07:32	13 JEFFRIES D foul personal (3 - 9)			21 ROBBINS L foul drawn (2)
07:32	Timeout media			
07:32	13 JEFFRIES D substitution out			
07:32	11 GARCIA A substitution in			
07:32				21 ROBBINS L 1&1 free throw 1 missed
07:31	11 GARCIA A defensive rebound (7)			
07:08	10 BROOKS G 2pt FG outside the paint, jump shot missed			
07:05				2 PIPPEN JR. S defensive rebound (3)
06:58				2 PIPPEN JR. S 2pt FG in the paint, jump shot missed
06:55				21 ROBBINS L offensive rebound (7)
06:37				21 ROBBINS L 3pt FG second chance, jump shot missed
06:35	35 SMITH T defensive rebound (5)			
06:17	35 SMITH T 2pt FG in the paint, layup made (18)	59-51	8	
06:17	10 BROOKS G assist (4)			
05:58		59-54	5	2 PIPPEN JR. S 3pt FG , jump shot made (25)
05:58				4 WRIGHT J assist (3)
05:50	11 GARCIA A substitution out			
05:50	13 JEFFRIES D substitution in			
05:25	35 SMITH T foul drawn (5)			21 ROBBINS L foul shooting (5 - 10)
05:25				21 ROBBINS L substitution out
05:25				10 STUTE M substitution in
05:25	35 SMITH T free throw 1 - 2 made (19)	60-54	6	
05:25	35 SMITH T free throw 2 - 2 missed			
05:24				10 STUTE M defensive rebound (3)
05:09		60-56	4	42 MILLORA-BROWN Q 2pt FG in the paint, layup made (6)
05:09				4 WRIGHT J assist (4)
04:50	1 MOLINAR I 2pt FG in the paint, jump shot made (16)	62-56	6	
04:50	3 MOORE S assist (2)			
04:50	Timeout 60 Sec			
04:31				10 STUTE M 3pt FG , jump shot missed
04:29				42 MILLORA-BROWN Q offensive rebound (5)
04:27		62-59	3	2 PIPPEN JR. S 3pt FG second chance, jump shot made (28)
04:27				42 MILLORA-BROWN Q assist (3)
03:55	35 SMITH T foul drawn (6)			42 MILLORA-BROWN Q foul shooting (2 - 11)
03:55	Timeout media			



Vanderbilt at Mississippi St.

02/26/22 Humphrey Coliseum, Starkville
2021-22 Men's Basketball

Game Time: 12:01 PM

Game Duration: 2:03

Attendance: 6,829

Officials: Mike Nance, Bart Lenox, K.B. Burdett, Jr.

Game Time	MSU	Score	Diff	VAN
03:55	35 SMITH T free throw 1 - 2 made (20)	63-59	4	
03:55	35 SMITH T free throw 2 - 2 missed			
03:54				0 LAWRENCE T defensive rebound (2)
03:33				0 LAWRENCE T 2pt FG outside the paint, jump shot missed
03:29				0 LAWRENCE T offensive rebound (3)
03:22		63-61	2	42 MILLORA-BROWN Q 2pt FG second chance in the paint, layup made (8)
03:22				2 PIPPEN JR. S assist (4)
02:57	10 BROOKS G 2pt FG outside the paint, jump shot missed			
02:57	35 SMITH T offensive rebound (6)			
02:57	35 SMITH T foul drawn (7)			4 WRIGHT J foul personal (3 - 12)
02:57	35 SMITH T free throw 1 - 2 made (21)	64-61	3	
02:57	35 SMITH T free throw 2 - 2 made (22)	65-61	4	
02:57	3 MOORE S substitution out			
02:57	11 GARCIA A substitution in			
02:46	13 JEFFRIES D foul personal (4 - 10)			10 STUTE M foul drawn (1)
02:46				10 STUTE M free throw 1 - 2 missed
02:46				offensive dead ball rebound (1)
02:46				10 STUTE M free throw 2 - 2 missed
02:45	35 SMITH T defensive rebound (7)			
02:25	10 BROOKS G 3pt FG , jump shot missed			
02:22				4 WRIGHT J defensive rebound (5)
02:17	35 SMITH T foul shooting (2 - 11)			42 MILLORA-BROWN Q foul drawn (3)
02:17		65-62	3	42 MILLORA-BROWN Q free throw fast break 1 - 2 made (9)
02:17	11 GARCIA A substitution out			
02:17	3 MOORE S substitution in			
02:17				10 STUTE M substitution out
02:17				15 FRANK T substitution in
02:17		65-63	2	42 MILLORA-BROWN Q free throw fast break 2 - 2 made (10)
01:49	1 MOLINAR I turnover lost ball (2)			2 PIPPEN JR. S steal (2)
01:49	3 MOORE S substitution out			
01:49	11 GARCIA A substitution in			
01:24				0 LAWRENCE T 3pt FG from turnover, jump shot missed
01:20				2 PIPPEN JR. S offensive rebound (4)
01:13				2 PIPPEN JR. S 3pt FG from turnover second chance, jump shot missed
01:11	35 SMITH T defensive rebound (8)			
00:55	Timeout 30 Sec			
00:55	1 MOLINAR I 2pt FG in the paint, jump shot made (18)	67-63	4	
00:55	11 GARCIA A substitution out			
00:55	4 MATTHEWS C substitution in			
00:43				4 WRIGHT J 2pt FG in the paint, layup missed
00:41	13 JEFFRIES D defensive rebound (4)			
00:41	13 JEFFRIES D foul drawn (2)			2 PIPPEN JR. S foul personal (3 - 13)
00:41	13 JEFFRIES D free throw 1 - 2 made (6)	68-63	5	
00:41	13 JEFFRIES D free throw 2 - 2 made (7)	69-63	6	
00:37	13 JEFFRIES D foul personal (5 - 12)			2 PIPPEN JR. S foul drawn (6)
00:37	13 JEFFRIES D substitution out			
00:37	3 MOORE S substitution in			
00:37		69-64	5	2 PIPPEN JR. S free throw fast break 1 - 2 made (29)

**Vanderbilt at Mississippi St.**02/26/22 Humphrey Coliseum, Starkville
2021-22 Men's Basketball**Game Time:** 12:01 PM**Game Duration:** 2:03**Attendance:** 6,829**Officials:** Mike Nance, Bart Lenox, K.B. Burdett, Jr.

Game Time	MSU	Score	Diff	VAN
00:37		69-65	4	2 PIPPEN JR. S free throw fast break 2 - 2 made (30)
00:25	3 MOORE S foul drawn (2)			2 PIPPEN JR. S foul personal (4 - 14)
00:25	3 MOORE S free throw 1 - 2 made (8)	70-65	5	
00:25	3 MOORE S free throw 2 - 2 made (9)	71-65	6	
00:23				Timeout 30 Sec
00:21	1 MOLINAR I foul shooting (3 - 13)			2 PIPPEN JR. S foul drawn (7)
00:21				2 PIPPEN JR. S free throw 1 - 3 missed
00:21				offensive dead ball rebound (2)
00:21		71-66	5	2 PIPPEN JR. S free throw 2 - 3 made (31)
00:21		71-67	4	2 PIPPEN JR. S free throw 3 - 3 made (32)
00:21				2 PIPPEN JR. S substitution out
00:21				33 WEIKERT D substitution in
00:21	4 MATTHEWS C turnover bad pass (2)			
00:21				33 WEIKERT D substitution out
00:21				2 PIPPEN JR. S substitution in
00:13				2 PIPPEN JR. S 3pt FG from turnover, jump shot missed
00:13				42 MILLORA-BROWN Q offensive rebound (6)
00:13		71-69	2	4 WRIGHT J 2pt FG from turnover second chance in the paint, jump shot made (10)
00:13				42 MILLORA-BROWN Q assist (4)
00:13	1 MOLINAR I foul drawn (4)			4 WRIGHT J foul personal (4 - 15)
00:13	1 MOLINAR I free throw fast break 1 - 2 made (19)	72-69	3	
00:13	1 MOLINAR I free throw fast break 2 - 2 made (20)	73-69	4	
00:09				Timeout 30 Sec
00:02	35 SMITH T steal (2)			2 PIPPEN JR. S turnover bad pass (5)
00:02	4 MATTHEWS C foul drawn (2)			42 MILLORA-BROWN Q foul personal (3 - 16)
00:02	4 MATTHEWS C free throw 1 - 2 missed			
00:02	offensive dead ball rebound (3)			
00:02	4 MATTHEWS C free throw 2 - 2 made (1)	74-69	5	
END OF GAME				
MSU 74-69 VAN				



Vanderbilt at Mississippi St.

02/26/22 Humphrey Coliseum, Starkville
2021-22 Men's Basketball

Game Time: 12:01 PM
Game Duration: 2:03
Attendance: 6,829

Officials: Mike Nance, Bart Lenox, K.B. Burdett, Jr.

Vanderbilt - 37

NO.	Name	Min	FG			Rebounds			Fouls		TP	AS	TO	ST	Blocks		+/-
			M-A	M-A	M-A	OR	DR	TOT	PF	FD					BS	BA	
42	Quentin Millora-Brown	F 17:42	2-2	0-0	4-4	3	0	3	3	3	8	3	0	0	0	0	-3
21	Liam Robbins	C 06:23	0-2	0-2	0-1	1	1	2	4	1	0	1	1	0	0	0	2
0	Tyrin Lawrence	G 15:57	0-3	0-2	0-0	1	1	2	0	1	0	1	0	0	0	0	2
2	Scotty Pippen Jr.	G 20:00	6-10	3-6	5-6	1	1	2	3	5	20	1	2	1	0	0	-7
4	Jordan Wright	G 18:27	3-7	1-3	0-1	0	2	2	3	2	7	3	2	0	0	0	-3
10	Myles Stute	08:25	0-3	0-3	0-2	0	2	2	1	1	0	0	1	0	0	0	2
33	Drew Weikert	04:03	0-1	0-1	0-0	0	0	0	0	0	0	0	0	2	0	0	-9
15	Terren Frank	07:30	1-1	0-0	0-0	1	0	1	1	0	2	0	1	0	0	0	-15
11	Gabe Dorsey	01:33	0-0	0-0	0-0	0	0	0	1	0	0	0	0	0	0	0	-4
Team						1	1	2			0		0				
Totals			12-29	4-17	9-14	8	8	16	16	13	37	9	7	3	0	0	-7

Shooting By Period		
2 nd FG%	12-29	41.4%
3PT%	4-17	23.5%
FT%	9-14	64.3%
GM FG%	12-29	41.4%
3PT%	4-17	23.5%
FT%	9-14	64.3%

Dead Ball Rebounds: 2, 0

Technical Fouls::NONE

Mississippi St. - 44

NO.	Name	Min	FG			Rebounds			Fouls		TP	AS	TO	ST	Blocks		+/-
			M-A	M-A	M-A	OR	DR	TOT	PF	FD					BS	BA	
2	Javian Davis	F 00:00	0-0	0-0	0-0	0	0	0	0	0	0	0	0	0	0	0	0
10	Garrison Brooks	F 18:01	0-3	0-1	2-2	0	1	1	0	1	2	2	0	0	0	0	11
13	D.J. Jeffries	F 16:18	1-1	0-0	3-3	0	3	3	3	2	5	1	0	1	0	0	5
1	Iverson Molinar	G 18:17	4-5	0-0	3-3	0	0	0	1	2	11	0	2	0	0	0	2
3	Shakeel Moore	G 13:05	2-3	1-1	2-2	0	0	0	4	2	7	1	3	2	0	0	6
11	Andersson Garcia	09:41	2-3	0-0	2-2	3	2	5	3	1	6	1	1	1	0	0	2
4	Cameron Matthews	05:13	0-1	0-0	1-2	0	1	1	0	1	1	0	2	0	0	0	1
5	Cam Carter	01:43	0-0	0-0	0-0	0	0	0	0	1	0	0	0	0	0	0	5
35	Tolu Smith	17:42	3-5	0-0	6-10	2	5	7	2	6	12	0	0	1	0	0	3
Team						0	0	0			0		0				
Totals			12-21	1-2	19-24	5	12	17	13	16	44	5	8	5	0	0	7

Shooting By Period		
2 nd FG%	12-21	57.1%
3PT%	1-2	50.0%
FT%	19-24	79.2%
GM FG%	12-21	57.1%
3PT%	1-2	50.0%
FT%	19-24	79.2%

Dead Ball Rebounds: 1, 0

Technical Fouls::NONE

	VAN	MSU
Biggest lead	5 (2 nd 18:49)	11 (2 nd 8:41)
Best Scoring Run	5(2 nd 8:15)	11(2 nd 10:32)
Lead Changes	5	
Times Tied	1	
Time with Lead	05:19	14:16

Points from	VAN	MSU
Turnovers	10	6
Paint	16	14
Second Chance	9	6
Fast Breaks	6	5
Bench	2	19

	Period by Period Scoring		
	1st	2nd	TOT
VAN	32	37	69
MSU	30	44	74



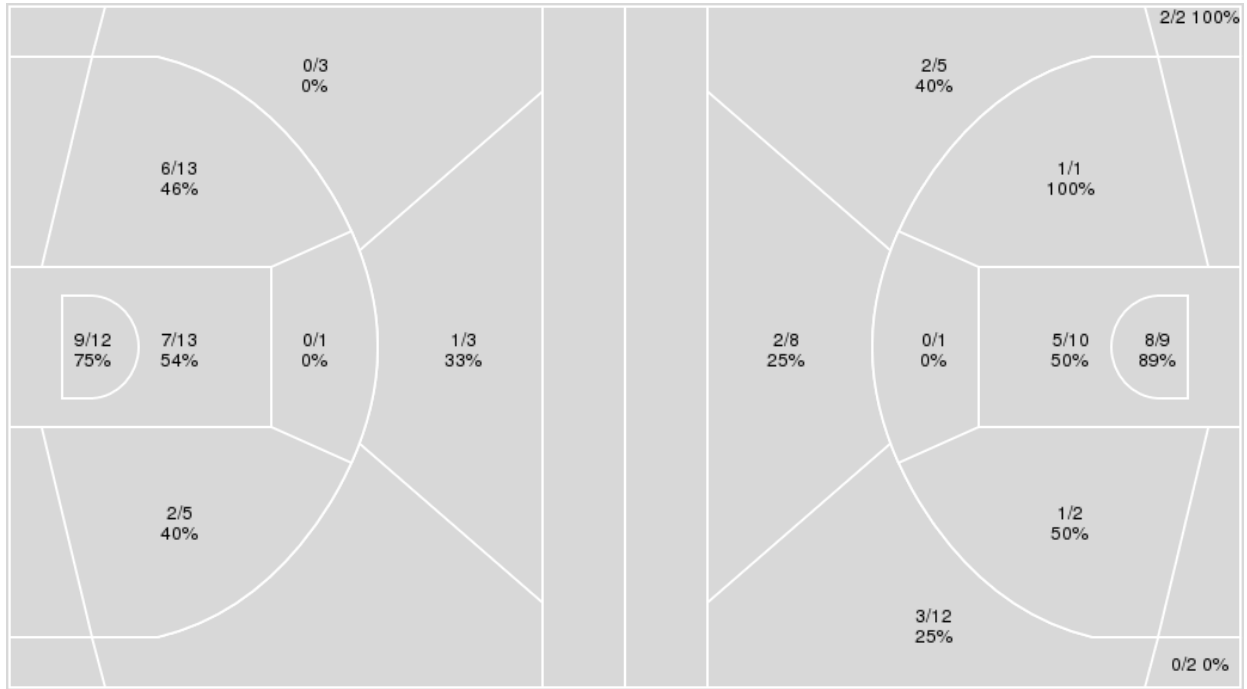
Officials: Mike Nance, Bart Lenox, K.B. Burdett, Jr.

{ Players => 0, 1, 2, 3, 4, 5, 10, 11, 12, 13, 20, 21, 24, 25, 35, 44; } FG
 Types => All; Results => All;

{ Players => 0, 1, 2, 3, 4, 5, 10, 11, 12, 15, 20, 21, 22, 23, 33, 42; } FG
 Types => All; Results => All;

Mississippi St.

Vanderbilt



Mississippi St.	M/A	%
Field Goals	25/50	50
2 Points	24/44	55
3 Points	1/6	17
Free Throws	23/32	72

Vanderbilt	M/A	%
Field Goals	24/52	46
2 Points	15/23	65
3 Points	9/29	31
Free Throws	12/17	71



Vanderbilt at Mississippi St.

02/26/22 Humphrey Coliseum, Starkville
2021-22 Men's Basketball

Game Time: 12:01 PM
Game Duration: 2:03
Attendance: 6,829

Officials: Mike Nance, Bart Lenox, K.B. Burdett, Jr.

Vanderbilt

No	Name	Mins		Score		Points Diff		Points per Min		Assists		Rebounds		Steals		Turnovers	
		On	Off	On	Off	On	Off	On	Off	On	Off	On	Off	On	Off	On	Off
0	Tyrin Lawrence	22:59	17:01	41 - 43	28 - 31	-2	-3	1.78	1.65	10	9	23	10	1	4	10	8
2	Scotty Pippen Jr.	37:26	02:34	66 - 68	3 - 6	-2	-3	1.76	1.17	18	1	31	2	5	0	16	2
4	Jordan Wright	27:19	12:41	48 - 52	21 - 22	-4	-1	1.76	1.66	12	7	27	6	2	3	12	6
5	Shane Dezonie	03:47	36:13	4 - 7	65 - 67	-3	-2	1.06	1.79	2	17	3	30	1	4	1	17
10	Myles Stute	18:26	21:34	31 - 32	38 - 42	-1	-4	1.68	1.76	11	8	15	18	2	3	8	10
11	Gabe Dorsey	08:54	31:06	17 - 15	52 - 59	2	-7	1.91	1.67	5	14	3	30	2	3	5	13
12	Trey Thomas	06:21	33:39	7 - 13	62 - 61	-6	1	1.10	1.84	3	16	5	28	1	4	3	15
15	Terren Frank	13:01	26:59	23 - 32	46 - 42	-9	4	1.77	1.70	4	15	8	25	3	2	7	11
21	Liam Robbins	15:28	24:32	20 - 26	49 - 48	-6	1	1.29	2.00	6	13	13	20	2	3	7	11
33	Drew Weikert	13:14	26:46	24 - 24	45 - 50	0	-5	1.81	1.68	7	12	7	26	3	2	7	11
42	Quentin Millora-Brown	33:05	06:55	64 - 58	5 - 16	6	-11	1.93	0.72	17	2	30	3	3	2	14	4

Mississippi St.

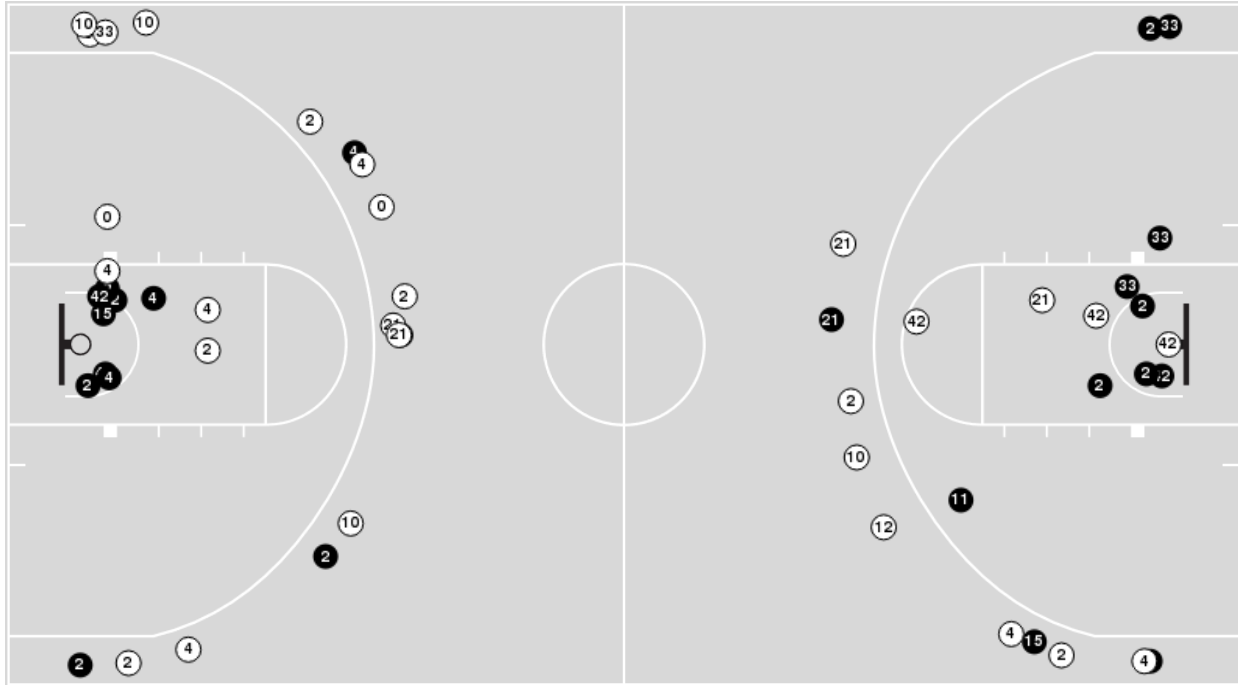
No	Name	Mins		Score		Points Diff		Points per Min		Assists		Rebounds		Steals		Turnovers	
		On	Off	On	Off	On	Off	On	Off	On	Off	On	Off	On	Off	On	Off
1	Iverson Molinar	34:44	05:16	61 - 64	13 - 5	-3	8	1.76	2.47	12	2	25	4	10	1	9	3
2	Javian Davis	05:17	34:43	5 - 6	69 - 63	-1	6	0.95	1.99	2	12	6	23	2	9	1	11
3	Shakeel Moore	30:09	09:51	56 - 53	18 - 16	3	2	1.86	1.83	10	4	18	11	10	1	9	3
4	Cameron Matthews	11:57	28:03	25 - 20	49 - 49	5	0	2.09	1.75	3	11	11	18	3	8	5	7
5	Cam Carter	07:20	32:40	16 - 7	58 - 62	9	-4	2.18	1.78	3	11	7	22	1	10	4	8
10	Garrison Brooks	34:29	05:31	63 - 63	11 - 6	0	5	1.83	1.99	11	3	24	5	9	2	10	2
11	Andersson Garcia	19:18	20:42	35 - 31	39 - 38	4	1	1.81	1.88	8	6	18	11	4	7	5	7
13	D.J. Jeffries	25:59	14:01	46 - 41	28 - 28	5	0	1.77	2.00	9	5	17	12	7	4	7	5
35	Tolu Smith	30:47	09:13	63 - 60	11 - 9	3	2	2.05	1.19	12	2	19	10	9	2	10	2



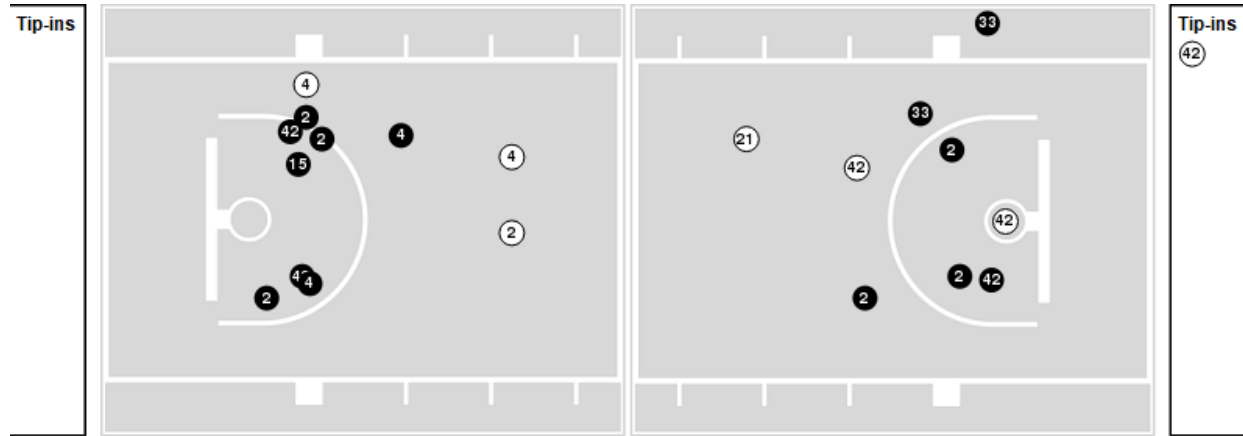
Players => 0, 1, 2, 3, 4, 5, 10, 11, 12, 15, 20, 21, 22, 23, 33, 42 FG Types=>AllResults=>All

Vanderbilt

All Field Goals



Blow Up Chart



● Made ○ Missed N - Player Number

Vanderbilt	M/A	%
Field Goals	24/52	46
2 Points	15/23	65
3 Points	9/29	31
Free Throws	12/17	71

Vanderbilt	M/A	%
Points in the Paint	26 (13 / 19)	68
Fast Break Points	8 (6/6)	100
Second Chance Points	9 (4/8)	50
Effective FG%	55	

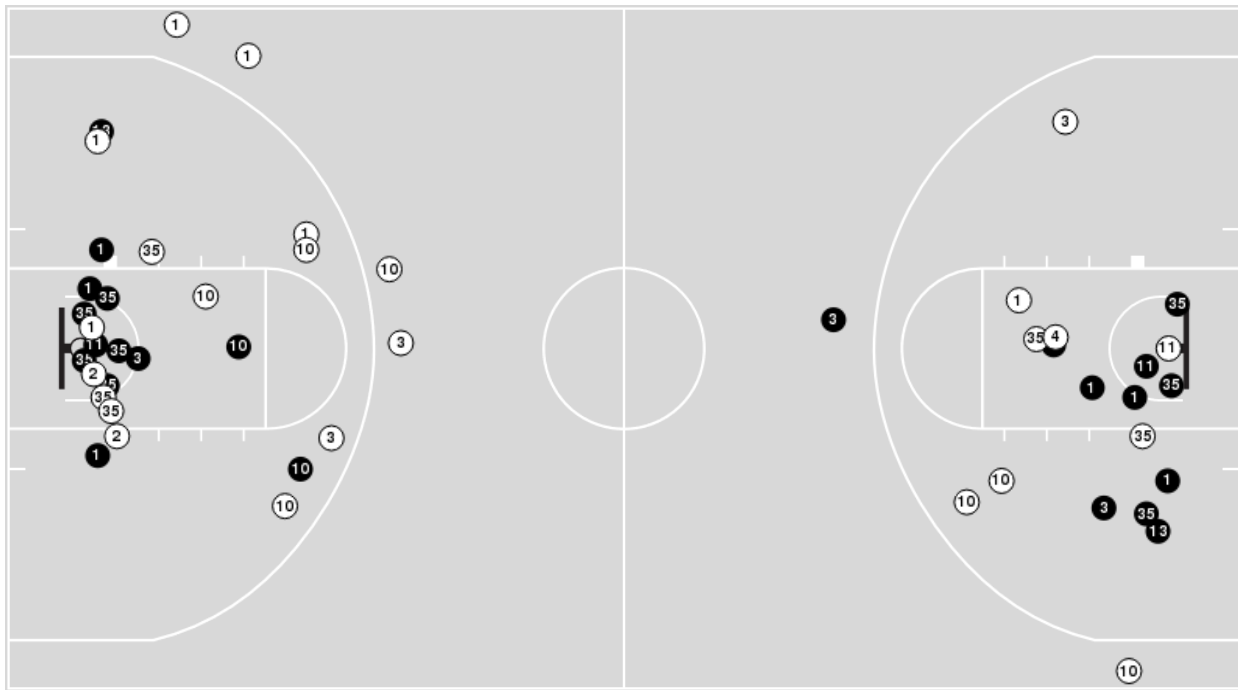


Officials: Mike Nance, Bart Lenox, K.B. Burdett, Jr.

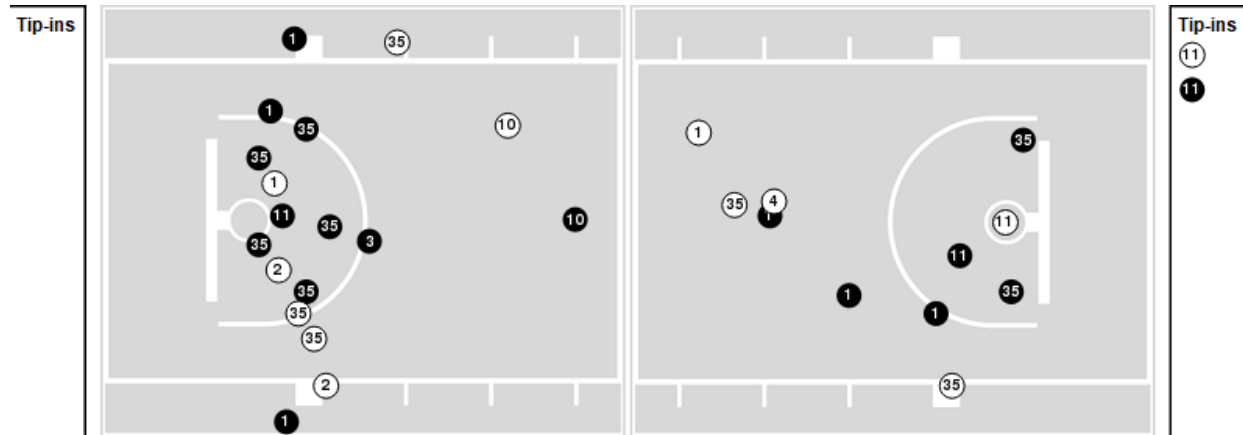
Players => 0, 1, 2, 3, 4, 5, 10, 11, 12, 13, 20, 21, 24, 25, 35, 44FG Types=>AllResults=>All

Mississippi St.

All Field Goals



Blow Up Chart



● Made ○ Missed N - Player Number

Mississippi St.	M/A	%
Field Goals	25/50	50
2 Points	24/44	55
3 Points	1/6	17
Free Throws	23/32	72

Mississippi St.	M/A	%
Points in the Paint	32 (16 / 25)	64
Fast Break Points	8 (6/8)	75
Second Chance Points	7 (5/8)	63
Effective FG%	51	



Vanderbilt at Mississippi St.

02/26/22 Humphrey Coliseum, Starkville
2021-22 Men's Basketball

Game Time: 12:01 PM
Game Duration: 2:03
Attendance: 6,829

Officials: Mike Nance, Bart Lenox, K.B. Burdett, Jr.

Vanderbilt

Lineup	Quarter On	Time On	Quarter Off	Time Off	Time on Court	Score	Score Diff	Reb	Stl	Tov	Ass	PPP
0- Lawrence T/ 2- Phippen Jr. S/ 4- Wright J/ 21- Robbins L/ 42- Millora-Brown Q/	1	20:00	1	15:32	04:28	3-4	-1	6	0	2	1	0.3750
2- Phippen Jr. S/ 5- Dezonie S/ 10- Stute M/ 12- Thomas T/ 42- Millora-Brown Q/	1	15:32	1	13:28	02:04	2-3	-1	2	0	0	1	0.6667
2- Phippen Jr. S/ 5- Dezonie S/ 10- Stute M/ 12- Thomas T/ 21- Robbins L/	1	13:28	1	11:45	01:43	2-4	-2	1	1	1	1	0.6667
0- Lawrence T/ 4- Wright J/ 10- Stute M/ 12- Thomas T/ 21- Robbins L/	1	11:45	1	09:11	02:34	3-6	-3	2	0	2	1	0.7500
2- Phippen Jr. S/ 4- Wright J/ 10- Stute M/ 33- Weikert D/ 42- Millora-Brown Q/	1	09:11	1	07:21	01:50	5-2	3	3	0	2	1	1.2500
2- Phippen Jr. S/ 10- Stute M/ 11- Dorsey G/ 33- Weikert D/ 42- Millora-Brown Q/	1	07:21	1	05:31	01:50	4-4	0	0	0	0	2	2.0000
2- Phippen Jr. S/ 11- Dorsey G/ 15- Frank T/ 33- Weikert D/ 42- Millora-Brown Q/	1	05:31	1	02:27	03:04	8-3	5	2	0	3	3	1.3333
2- Phippen Jr. S/ 11- Dorsey G/ 15- Frank T/ 21- Robbins L/ 33- Weikert D/	1	02:27	1	02:07	00:20	0-2	-2	0	0	0	0	0.0000
2- Phippen Jr. S/ 11- Dorsey G/ 15- Frank T/ 33- Weikert D/ 42- Millora-Brown Q/	1	02:07	2	20:00	02:07	5-2	3	1	1	1	0	1.1574
0- Lawrence T/ 2- Phippen Jr. S/ 4- Wright J/ 21- Robbins L/ 42- Millora-Brown Q/	2	20:00	2	17:22	02:38	5-8	-3	2	0	2	1	1.2500
0- Lawrence T/ 2- Phippen Jr. S/ 4- Wright J/ 10- Stute M/ 42- Millora-Brown Q/	2	17:22	2	14:35	02:47	5-3	2	2	0	2	1	0.9191
2- Phippen Jr. S/ 4- Wright J/ 10- Stute M/ 33- Weikert D/ 42- Millora-Brown Q/	2	14:35	2	13:47	00:48	2-0	2	0	1	0	1	1.0000
2- Phippen Jr. S/ 4- Wright J/ 10- Stute M/ 15- Frank T/ 33- Weikert D/	2	13:47	2	12:25	01:22	0-4	-4	0	0	0	0	0.0000
2- Phippen Jr. S/ 10- Stute M/ 11- Dorsey G/ 15- Frank T/ 33- Weikert D/	2	12:25	2	12:05	00:20	0-0	0	0	0	1	0	0.0000
2- Phippen Jr. S/ 11- Dorsey G/ 15- Frank T/ 21- Robbins L/ 33- Weikert D/	2	12:05	2	11:29	00:36	0-0	0	0	1	0	0	0.0000
2- Phippen Jr. S/ 11- Dorsey G/ 15- Frank T/ 33- Weikert D/ 42- Millora-Brown Q/	2	11:29	2	10:52	00:37	0-4	-4	0	0	0	0	0.0000
2- Phippen Jr. S/ 4- Wright J/ 15- Frank T/ 33- Weikert D/ 42- Millora-Brown Q/	2	10:52	2	10:32	00:20	0-3	-3	1	0	0	0	0.0000
0- Lawrence T/ 2- Phippen Jr. S/ 4- Wright J/ 15- Frank T/ 42- Millora-Brown Q/	2	10:32	2	08:34	01:58	3-5	-2	2	0	1	0	0.8721
0- Lawrence T/ 2- Phippen Jr. S/ 4- Wright J/ 21- Robbins L/ 42- Millora-Brown Q/	2	08:34	2	05:25	03:09	7-2	5	2	0	0	2	1.8041
0- Lawrence T/ 2- Phippen Jr. S/ 4- Wright J/ 10- Stute M/ 42- Millora-Brown Q/	2	05:25	2	02:17	03:08	8-6	2	5	0	0	3	1.8519
0- Lawrence T/ 2- Phippen Jr. S/ 4- Wright J/ 15- Frank T/ 42- Millora-Brown Q/	2	02:17	2	00:21	01:55	5-6	-1	1	1	0	0	1.0776
0- Lawrence T/ 4- Wright J/ 15- Frank T/ 33- Weikert D/ 42- Millora-Brown Q/	2	00:21	2	00:21	00:00	0-0	0	0	0	0	0	0.0000
0- Lawrence T/ 2- Phippen Jr. S/ 4- Wright J/ 15- Frank T/ 42- Millora-Brown Q/	2	00:21	2	00:00	00:22	2-3	-1	1	0	1	1	1.0000



Vanderbilt at Mississippi St.

02/26/22 Humphrey Coliseum, Starkville
2021-22 Men's Basketball

Game Time: 12:01 PM

Game Duration: 2:03

Attendance: 6,829

Officials: Mike Nance, Bart Lenox, K.B. Burdett, Jr.

Mississippi St.

Lineup	Quarter On	Time On	Quarter Off	Time Off	Time on Court	Score	Score Diff	Reb	Stl	Tov	Ass	PPP
1- Molinar I/ 2- Davis J/ 3- Moore S/ 10- Brooks G/ 13- Jeffries D/	1	20:00	1	15:32	04:28	4-3	1	5	1	0	2	0.5000
1- Molinar I/ 5- Carter C/ 10- Brooks G/ 11- Garcia A/ 35- Smith T/	1	15:32	1	13:28	02:04	3-2	1	3	0	1	1	0.7732
3- Moore S/ 4- Matthews C/ 5- Carter C/ 11- Garcia A/ 35- Smith T/	1	13:28	1	10:49	02:39	8-2	6	2	1	1	2	1.3605
1- Molinar I/ 3- Moore S/ 4- Matthews C/ 10- Brooks G/ 13- Jeffries D/	1	10:49	1	09:11	01:38	2-3	-1	0	0	0	0	1.0000
1- Molinar I/ 3- Moore S/ 10- Brooks G/ 13- Jeffries D/ 35- Smith T/	1	09:11	1	07:21	01:50	2-5	-3	0	2	0	1	0.5000
1- Molinar I/ 3- Moore S/ 10- Brooks G/ 11- Garcia A/ 35- Smith T/	1	07:21	1	06:23	00:58	2-2	0	0	0	0	1	2.0000
1- Molinar I/ 10- Brooks G/ 11- Garcia A/ 13- Jeffries D/ 35- Smith T/	1	06:23	1	05:31	00:52	2-2	0	0	0	0	1	2.0000
1- Molinar I/ 2- Davis J/ 3- Moore S/ 10- Brooks G/ 11- Garcia A/	1	05:31	1	04:42	00:49	1-3	-2	1	1	1	0	0.5319
1- Molinar I/ 3- Moore S/ 10- Brooks G/ 11- Garcia A/ 35- Smith T/	1	04:42	1	02:27	02:15	2-5	-3	0	1	0	0	0.6667
1- Molinar I/ 3- Moore S/ 4- Matthews C/ 13- Jeffries D/ 35- Smith T/	1	02:27	1	01:34	00:53	3-0	3	0	0	0	1	2.0833
1- Molinar I/ 3- Moore S/ 4- Matthews C/ 10- Brooks G/ 35- Smith T/	1	01:34	1	01:17	00:17	1-2	-1	0	0	0	0	2.2727
3- Moore S/ 4- Matthews C/ 5- Carter C/ 10- Brooks G/ 35- Smith T/	1	01:17	1	00:23	00:54	0-3	-3	0	0	1	0	0.0000
1- Molinar I/ 3- Moore S/ 4- Matthews C/ 10- Brooks G/ 35- Smith T/	1	00:23	2	20:00	00:23	0-0	0	1	0	0	0	0.0000
1- Molinar I/ 3- Moore S/ 10- Brooks G/ 13- Jeffries D/ 35- Smith T/	2	20:00	2	16:34	03:26	9-5	4	1	3	2	1	1.4241
1- Molinar I/ 10- Brooks G/ 11- Garcia A/ 13- Jeffries D/ 35- Smith T/	2	16:34	2	15:46	00:48	2-3	-1	0	0	0	1	2.0000
1- Molinar I/ 4- Matthews C/ 11- Garcia A/ 13- Jeffries D/ 35- Smith T/	2	15:46	2	13:47	01:59	0-4	-4	3	1	1	0	0.0000
1- Molinar I/ 3- Moore S/ 4- Matthews C/ 10- Brooks G/ 11- Garcia A/	2	13:47	2	12:25	01:22	4-0	4	3	0	0	0	2.0000
1- Molinar I/ 3- Moore S/ 4- Matthews C/ 10- Brooks G/ 13- Jeffries D/	2	12:25	2	12:25	00:00	0-0	0	0	0	0	0	0.0000
3- Moore S/ 4- Matthews C/ 5- Carter C/ 10- Brooks G/ 13- Jeffries D/	2	12:25	2	11:29	00:56	0-0	0	1	0	1	0	0.0000
3- Moore S/ 5- Carter C/ 10- Brooks G/ 13- Jeffries D/ 35- Smith T/	2	11:29	2	10:42	00:47	5-0	5	1	0	0	0	2.1552
1- Molinar I/ 5- Carter C/ 10- Brooks G/ 13- Jeffries D/ 35- Smith T/	2	10:42	2	10:42	00:00	0-0	0	0	0	0	0	0.0000
1- Molinar I/ 10- Brooks G/ 11- Garcia A/ 13- Jeffries D/ 35- Smith T/	2	10:42	2	08:25	02:17	7-4	3	2	0	1	1	1.4706
1- Molinar I/ 3- Moore S/ 10- Brooks G/ 13- Jeffries D/ 35- Smith T/	2	08:25	2	07:32	00:53	0-3	-3	0	0	1	0	0.0000
1- Molinar I/ 3- Moore S/ 10- Brooks G/ 11- Garcia A/ 35- Smith T/	2	07:32	2	05:50	01:42	2-3	-1	2	0	0	1	1.0000
1- Molinar I/ 3- Moore S/ 10- Brooks G/ 13- Jeffries D/ 35- Smith T/	2	05:50	2	02:57	02:53	6-7	-1	1	0	0	1	1.6484
1- Molinar I/ 10- Brooks G/ 11- Garcia A/ 13- Jeffries D/ 35- Smith T/	2	02:57	2	02:17	00:40	0-1	-1	1	0	0	0	0.0000
1- Molinar I/ 3- Moore S/ 10- Brooks G/ 13- Jeffries D/ 35- Smith T/	2	02:17	2	01:49	00:28	0-1	-1	0	0	1	0	0.0000
1- Molinar I/ 10- Brooks G/ 11- Garcia A/ 13- Jeffries D/ 35- Smith T/	2	01:49	2	00:55	00:53	2-0	2	1	0	0	0	2.0000
1- Molinar I/ 4- Matthews C/ 10- Brooks G/ 13- Jeffries D/ 35- Smith T/	2	00:55	2	00:37	00:18	2-0	2	1	0	0	0	2.2727
1- Molinar I/ 3- Moore S/ 4- Matthews C/ 10- Brooks G/ 35- Smith T/	2	00:37	2	00:00	00:38	5-6	-1	0	1	1	0	1.3736



Vanderbilt at Mississippi St.

02/26/22 Humphrey Coliseum, Starkville
2021-22 Men's Basketball

Game Time: 12:01 PM

Game Duration: 2:03

Attendance: 6,829

Officials: Mike Nance, Bart Lenox, K.B. Burdett, Jr.

Vanderbilt

Lineup	Time	Score	Score Diff	Pts/Min	Reb	Stl	Tov	Ass	PPP
0- Lawrence T/ 2- Pippen Jr. S/ 4- Wright J/ 21- Robbins L/ 42- Millora-Brown Q/	10:15	15-14	1	1.4634	10	0	4	4	0.9446
0- Lawrence T/ 2- Pippen Jr. S/ 4- Wright J/ 10- Stute M/ 42- Millora-Brown Q/	05:55	13-9	4	2.1972	7	0	2	4	1.3320
2- Pippen Jr. S/ 11- Dorsey G/ 15- Frank T/ 33- Weikert D/ 42- Millora-Brown Q/	05:48	13-9	4	2.2414	3	1	4	3	1.1484
0- Lawrence T/ 2- Pippen Jr. S/ 4- Wright J/ 15- Frank T/ 42- Millora-Brown Q/	04:15	10-14	-4	2.3529	4	1	2	1	0.9921
2- Pippen Jr. S/ 4- Wright J/ 10- Stute M/ 33- Weikert D/ 42- Millora-Brown Q/	02:38	7-2	5	2.6582	3	1	2	2	1.1667
0- Lawrence T/ 4- Wright J/ 10- Stute M/ 12- Thomas T/ 21- Robbins L/	02:34	3-6	-3	1.1688	2	0	2	1	0.7500
2- Pippen Jr. S/ 5- Dezonie S/ 10- Stute M/ 12- Thomas T/ 42- Millora-Brown Q/	02:04	2-3	-1	0.9677	2	0	0	1	0.6667
2- Pippen Jr. S/ 10- Stute M/ 11- Dorsey G/ 33- Weikert D/ 42- Millora-Brown Q/	01:50	4-4	0	2.1818	0	0	0	2	2.0000
2- Pippen Jr. S/ 5- Dezonie S/ 10- Stute M/ 12- Thomas T/ 21- Robbins L/	01:43	2-4	-2	1.1650	1	1	1	1	0.6667
2- Pippen Jr. S/ 4- Wright J/ 10- Stute M/ 15- Frank T/ 33- Weikert D/	01:22	0-4	-4	0.0000	0	0	0	0	0.0000
2- Pippen Jr. S/ 11- Dorsey G/ 15- Frank T/ 21- Robbins L/ 33- Weikert D/	00:56	0-2	-2	0.0000	0	1	0	0	0.0000
2- Pippen Jr. S/ 10- Stute M/ 11- Dorsey G/ 15- Frank T/ 33- Weikert D/	00:20	0-0	0	0.0000	0	0	1	0	0.0000
2- Pippen Jr. S/ 4- Wright J/ 15- Frank T/ 33- Weikert D/ 42- Millora-Brown Q/	00:20	0-3	-3	0.0000	1	0	0	0	0.0000
0- Lawrence T/ 4- Wright J/ 15- Frank T/ 33- Weikert D/ 42- Millora-Brown Q/	00:00	0-0	0	NaN	0	0	0	0	0.0000



Vanderbilt at Mississippi St.

02/26/22 Humphrey Coliseum, Starkville
2021-22 Men's Basketball

Game Time: 12:01 PM
Game Duration: 2:03
Attendance: 6,829

Officials: Mike Nance, Bart Lenox, K.B. Burdett, Jr.

Mississippi St.

Lineup	Time	Score	Score Diff	Pts/Min	Reb	Stl	Tov	Ass	PPP
1- Molinar I/ 3- Moore S/ 10- Brooks G/ 13- Jeffries D/ 35- Smith T/	09:30	17-21	-4	1.7895	2	5	4	3	1.0652
1- Molinar I/ 10- Brooks G/ 11- Garcia A/ 13- Jeffries D/ 35- Smith T/	05:30	13-10	3	2.3636	4	0	1	3	1.4840
1- Molinar I/ 3- Moore S/ 10- Brooks G/ 11- Garcia A/ 35- Smith T/	04:55	6-10	-4	1.2203	2	1	0	2	1.0000
1- Molinar I/ 2- Davis J/ 3- Moore S/ 10- Brooks G/ 13- Jeffries D/	04:28	4-3	1	0.8955	5	1	0	2	0.5000
3- Moore S/ 4- Matthews C/ 5- Carter C/ 11- Garcia A/ 35- Smith T/	02:39	8-2	6	3.0189	2	1	1	2	1.3605
1- Molinar I/ 5- Carter C/ 10- Brooks G/ 11- Garcia A/ 35- Smith T/	02:04	3-2	1	1.4516	3	0	1	1	0.7732
1- Molinar I/ 4- Matthews C/ 11- Garcia A/ 13- Jeffries D/ 35- Smith T/	01:59	0-4	-4	0.0000	3	1	1	0	0.0000
1- Molinar I/ 3- Moore S/ 4- Matthews C/ 10- Brooks G/ 13- Jeffries D/	01:38	2-3	-1	1.2245	0	0	0	0	1.0000
1- Molinar I/ 3- Moore S/ 4- Matthews C/ 10- Brooks G/ 11- Garcia A/	01:22	4-0	4	2.9268	3	0	0	0	2.0000
1- Molinar I/ 3- Moore S/ 4- Matthews C/ 10- Brooks G/ 35- Smith T/	01:18	6-8	-2	4.6154	1	1	1	0	1.1811
3- Moore S/ 4- Matthews C/ 5- Carter C/ 10- Brooks G/ 13- Jeffries D/	00:56	0-0	0	0.0000	1	0	1	0	0.0000
3- Moore S/ 4- Matthews C/ 5- Carter C/ 10- Brooks G/ 35- Smith T/	00:54	0-3	-3	0.0000	0	0	1	0	0.0000
1- Molinar I/ 3- Moore S/ 4- Matthews C/ 13- Jeffries D/ 35- Smith T/	00:53	3-0	3	3.3962	0	0	0	1	2.0833
1- Molinar I/ 2- Davis J/ 3- Moore S/ 10- Brooks G/ 11- Garcia A/	00:49	1-3	-2	1.2245	1	1	1	0	0.5319
3- Moore S/ 5- Carter C/ 10- Brooks G/ 13- Jeffries D/ 35- Smith T/	00:47	5-0	5	6.3830	1	0	0	0	2.1552
1- Molinar I/ 4- Matthews C/ 10- Brooks G/ 13- Jeffries D/ 35- Smith T/	00:18	2-0	2	6.6667	1	0	0	0	2.2727
1- Molinar I/ 5- Carter C/ 10- Brooks G/ 13- Jeffries D/ 35- Smith T/	00:00	0-0	0	NaN	0	0	0	0	0.0000