



Officials: Joe Lindsay, Steven Anderson, Rob Rorke

Vanderbilt - 64

Record: 13-11 (5-7)

NO.	Name	Min	FG	3P	FT	Rebounds			Fouls		TP	AS	TO	ST	Blocks		+/-
			M-A	M-A	M-A	OR	DR	TOT	PF	FD					BS	BA	
10	Myles Stute	F 24:29	5-8	5-8	2-2	0	4	4	4	1	17	0	0	0	0	0	-5
42	Quentin Millora-Brown	F 22:04	0-0	0-0	0-0	0	3	3	3	0	0	0	0	0	2	0	-6
2	Scotty Pippen Jr.	G 34:26	8-15	0-2	7-10	2	1	3	4	10	23	6	5	1	0	3	-7
3	Rodney Chatman	G 34:15	3-10	3-8	2-2	0	2	2	3	2	11	0	0	0	0	0	-6
4	Jordan Wright	G 29:08	2-8	1-3	1-2	0	6	6	3	1	6	2	3	0	0	1	-5
21	Liam Robbins	11:47	0-2	0-1	0-0	0	4	4	1	0	0	0	0	1	0	1	-8
11	Gabe Dorsey	03:54	0-0	0-0	1-2	0	0	0	1	1	1	0	1	0	0	0	-3
5	Shane Dezonie	05:18	0-0	0-0	0-0	0	0	0	2	0	0	1	1	0	0	0	0
12	Trey Thomas	14:33	1-4	1-4	0-0	0	1	1	0	0	3	1	1	0	0	0	-8
15	Terren Frank	13:24	1-2	0-1	0-0	0	2	2	2	0	2	0	2	1	0	0	3
23	Jamaine Mann	02:39	0-0	0-0	1-2	0	0	0	0	1	1	0	0	0	0	0	0
0	Tyrin Lawrence	04:03	0-0	0-0	0-0	0	2	2	0	0	0	0	0	0	0	0	0
Team						2	2	4			0		0				
<b>Totals</b>			20-49	10-27	14-20	4	27	31	23	16	64	10	13	3	2	5	-9

Shooting By Period		
1st FG%	11-26	42.3%
3PT%	5-13	38.5%
FT%	5-9	55.6%
2nd FG%	9-23	39.1%
3PT%	5-14	35.7%
FT%	9-11	81.8%
GM FG%	20-49	40.8%
3PT%	10-27	37.0%
FT%	14-20	70.0%

Dead Ball Rebounds: 3, 1

Technical Fouls::NONE

Tennessee - 73

Record: 18-6 (9-3)

NO.	Name	Min	FG	3P	FT	Rebounds			Fouls		TP	AS	TO	ST	Blocks		+/-
			M-A	M-A	M-A	OR	DR	TOT	PF	FD					BS	BA	
2	Brandon Huntley-Hatfield	F 13:07	1-2	0-0	0-0	1	2	3	0	0	2	1	2	0	0	0	1
33	Uros Plavsic	F 14:57	1-1	0-0	3-4	1	2	3	0	2	5	1	0	0	0	0	-9
1	Kennedy Chandler	G 23:11	3-8	0-2	0-2	1	5	6	4	1	6	2	4	0	0	1	8
25	Santiago Vescovi	G 26:04	3-8	3-6	1-2	1	2	3	4	1	10	1	0	0	0	1	21
30	Josiah-Jordan James	G 35:42	2-14	1-7	9-10	4	6	10	1	6	14	1	1	0	2	0	12
5	Zakai Zeigler	27:27	5-10	3-5	3-5	0	2	2	2	3	16	5	0	2	1	0	6
0	Jonas Aidoo	03:53	1-1	0-0	0-0	1	0	1	0	1	2	0	0	0	0	0	7
10	John Fulkerson	25:57	5-8	0-0	2-3	2	4	6	2	4	12	3	0	1	2	0	10
24	Justin Powell	14:22	0-6	0-2	2-2	3	3	6	1	1	2	2	0	1	0	0	-16
12	Victor Bailey Jr.	08:57	0-1	0-0	1-2	0	0	0	0	2	1	0	0	1	0	0	-3
15	Jahmai Mashack	06:23	1-1	0-0	1-1	1	0	1	2	2	3	0	1	0	0	0	8
Team						0	0	0			0		1				
<b>Totals</b>			22-60	7-22	22-31	15	26	41	16	23	73	16	9	5	5	2	9

Shooting By Period		
1st FG%	13-30	43.3%
3PT%	4-11	36.4%
FT%	14-19	73.7%
2nd FG%	9-30	30.0%
3PT%	3-11	27.3%
FT%	8-12	66.7%
GM FG%	22-60	36.7%
3PT%	7-22	31.8%
FT%	22-31	71.0%

Dead Ball Rebounds: 4, 2

Technical Fouls::NONE

	VANDY	TENN
Biggest lead	2 (1 <sup>st</sup> 18:18)	16 (2 <sup>nd</sup> 17:04)
Best Scoring Run	11 (2 <sup>nd</sup> 14:58)	9 (1 <sup>st</sup> 4:03)
Lead Changes	2	
Times Tied	1	
Time with Lead	00:15	38:21

Points from	VANDY	TENN
Turnovers	13	14
Paint	16	22
Second Chance	3	17
Fast Breaks	4	6
Bench	7	36

	Period by Period Scoring		
	1st	2nd	TOT
VANDY	32	32	64
TENN	44	29	73



**Period 1**

**Quarter Starters:**

<b>TENN</b>	1 Chandler K	2 Huntley-Hatfield B	25 Vescovi S	30 James J	33 Plavsic U
<b>VANDY</b>	2 Phippen Jr. S	3 Chatman R	4 Wright J	10 Stute M	42 Millora-Brown Q

Game Time	TENN	Score	Diff	VANDY
20:00	33 PLAVSIC U jumpball lost			42 MILLORA-BROWN Q jumpball won
19:51				2 PIPPEN JR. S turnover bad pass (1)
19:30	2 HUNTLEY-HATFIELD B 2pt FG from turnover outside the paint, jump shot made (2)	<b>2-0</b>	<b>2</b>	
19:12	1 CHANDLER K foul shooting (1 - 1)			2 PIPPEN JR. S foul drawn (1)
19:12		<b>2-1</b>	<b>1</b>	2 PIPPEN JR. S free throw 1 - 2 made (1)
19:12		<b>2-2</b>	<b>0</b>	2 PIPPEN JR. S free throw 2 - 2 made (2)
19:00	30 JAMES J 3pt FG , jump shot missed			
18:57	2 HUNTLEY-HATFIELD B offensive rebound (1)			
18:45	2 HUNTLEY-HATFIELD B 2pt FG second chance in the paint, layup missed			
18:42				10 STUTE M defensive rebound (1)
18:18		<b>2-4</b>	<b>-2</b>	2 PIPPEN JR. S 2pt FG outside the paint, jump shot made (4)
18:03	25 VESCOVI S 3pt FG , jump shot made (3)	<b>5-4</b>	<b>1</b>	
18:03	30 JAMES J assist (1)			
17:34				2 PIPPEN JR. S 3pt FG , jump shot missed
17:31	30 JAMES J defensive rebound (1)			
17:27	33 PLAVSIC U foul drawn (1)			4 WRIGHT J foul shooting (1 - 1)
17:27	33 PLAVSIC U free throw fast break 1 - 2 made (1)	<b>6-4</b>	<b>2</b>	
17:27	33 PLAVSIC U free throw fast break 2 - 2 made (2)	<b>7-4</b>	<b>3</b>	
17:19				3 CHATMAN R 3pt FG , jump shot missed
17:15	33 PLAVSIC U defensive rebound (1)			
17:11	1 CHANDLER K turnover lost ball (1)			
16:55				4 WRIGHT J 2pt FG from turnover outside the paint, jump shot blocked
16:55	30 JAMES J block (1)			
16:53				offensive rebound (2)
16:53	1 CHANDLER K substitution out			
16:53	5 ZEIGLER Z substitution in			
16:46	25 VESCOVI S foul shooting (1 - 2)			2 PIPPEN JR. S foul drawn (2)
16:46		<b>7-5</b>	<b>2</b>	2 PIPPEN JR. S free throw 1 - 2 made (5)
16:46				2 PIPPEN JR. S free throw 2 - 2 missed
16:45				offensive rebound (3)
16:31				2 PIPPEN JR. S turnover travel (2)
16:31	2 HUNTLEY-HATFIELD B substitution out			
16:31	33 PLAVSIC U substitution out			
16:31	0 AIDOO J substitution in			
16:31	10 FULKERSON J substitution in			
16:14	10 FULKERSON J 2pt FG from turnover in the paint, layup made (2)	<b>9-5</b>	<b>4</b>	
16:14	5 ZEIGLER Z assist (1)			
16:14	10 FULKERSON J foul drawn (1)			42 MILLORA-BROWN Q foul shooting (1 - 2)
16:14	10 FULKERSON J free throw 1 - 1 made (3)	<b>10-5</b>	<b>5</b>	
16:14				42 MILLORA-BROWN Q substitution out



Official Basketball Play by Play - First Half  
**Vanderbilt at Tennessee**  
 02/12/22 Thompson-Boling Arena, Knoxville, Tenn.  
 2021-22 Men's Basketball

**Game Time:** 6:02 PM  
**Game Duration:** 2:03  
**Attendance:** 20,019

**Officials:** Joe Lindsay, Steven Anderson, Rob Rorke

Game Time	TENN	Score	Diff	VANDY
16:14				21 ROBBINS L substitution in
16:05		<b>10-8</b>	<b>2</b>	10 STUTE M 3pt FG , jump shot made (3)
16:05				4 WRIGHT J assist (1)
15:51	0 AIDOO J 2pt FG fast break outside the paint, jump shot made (2)	<b>12-8</b>	<b>4</b>	
15:51	5 ZEIGLER Z assist (2)			
15:32				4 WRIGHT J turnover bad pass (1)
15:32	Timeout media			
15:14	5 ZEIGLER Z 2pt FG from turnover in the paint, floating jump shot missed			
15:10				21 ROBBINS L defensive rebound (1)
14:56				3 CHATMAN R 2pt FG outside the paint, jump shot missed
14:52	10 FULKERSON J defensive rebound (1)			
14:39	30 JAMES J 3pt FG , jump shot missed			
14:37	0 AIDOO J offensive rebound (1)			
14:37	0 AIDOO J foul drawn (1)			3 CHATMAN R foul personal (1 - 3)
14:37				3 CHATMAN R substitution out
14:37				11 DORSEY G substitution in
14:29	5 ZEIGLER Z 3pt FG second chance, jump shot made (3)	<b>15-8</b>	<b>7</b>	
14:29	10 FULKERSON J assist (1)			
14:14	5 ZEIGLER Z steal (1)			2 PIPPEN JR. S turnover lost ball (3)
14:06	30 JAMES J 2pt FG from turnover in the paint, layup missed			
14:03	10 FULKERSON J offensive rebound (2)			
14:03	5 ZEIGLER Z foul drawn (1)			11 DORSEY G foul shooting (1 - 4)
14:03	5 ZEIGLER Z free throw 1 - 3 made (4)	<b>16-8</b>	<b>8</b>	
14:03	5 ZEIGLER Z free throw 2 - 3 made (5)	<b>17-8</b>	<b>9</b>	
14:03	25 VESCOVI S substitution out			
14:03	24 POWELL J substitution in			
14:03	5 ZEIGLER Z free throw 3 - 3 missed			
14:01				2 PIPPEN JR. S defensive rebound (1)
13:59		<b>17-10</b>	<b>7</b>	4 WRIGHT J 2pt FG fast break in the paint, layup made (2)
13:59				2 PIPPEN JR. S assist (1)
13:38	10 FULKERSON J 2pt FG outside the paint, jump shot made (5)	<b>19-10</b>	<b>9</b>	
13:38	5 ZEIGLER Z assist (3)			
13:16				10 STUTE M 3pt FG , jump shot missed
13:12	24 POWELL J defensive rebound (1)			
12:57	30 JAMES J 2pt FG outside the paint, jump shot missed			
12:54				10 STUTE M defensive rebound (2)
12:40	0 AIDOO J substitution out			
12:40	10 FULKERSON J substitution out			
12:40	30 JAMES J substitution out			
12:40	2 HUNTLEY-HATFIELD B substitution in			
12:40	25 VESCOVI S substitution in			
12:40	33 PLAVSIC U substitution in			
12:40				2 PIPPEN JR. S substitution out
12:40				4 WRIGHT J substitution out
12:40				10 STUTE M substitution out
12:40				5 DEZONIE S substitution in
12:40				12 THOMAS T substitution in
12:40				15 FRANK T substitution in



**Officials:** Joe Lindsay, Steven Anderson, Rob Rorke

Game Time	TENN	Score	Diff	VANDY
12:37	24 POWELL J foul shooting (1 - 3)			11 DORSEY G foul drawn (1)
12:37				11 DORSEY G free throw 1 - 2 missed
12:37				offensive dead ball rebound (1)
12:37	24 POWELL J substitution out			
12:37	12 BAILEY JR. V substitution in			
12:37		<b>19-11</b>	<b>8</b>	11 DORSEY G free throw 2 - 2 made (1)
12:15	2 HUNTLEY-HATFIELD B turnover lost ball (1)			15 FRANK T steal (1)
11:53	12 BAILEY JR. V foul drawn (1)			15 FRANK T foul offensive (1 - 5)
11:53				15 FRANK T turnover offensive (1)
11:53	Timeout media			
11:53	5 ZEIGLER Z substitution out			
11:53	1 CHANDLER K substitution in			
11:38	25 VESCOVI S foul drawn (1)			5 DEZONIE S foul shooting (1 - 6)
11:38	25 VESCOVI S free throw 1 - 2 made (4)	<b>20-11</b>	<b>9</b>	
11:38	25 VESCOVI S free throw 2 - 2 missed			
11:37				12 THOMAS T defensive rebound (1)
11:25		<b>20-14</b>	<b>6</b>	12 THOMAS T 3pt FG , jump shot made (3)
11:25				5 DEZONIE S assist (1)
11:11	12 BAILEY JR. V foul drawn (2)			5 DEZONIE S foul shooting (2 - 7)
11:11	12 BAILEY JR. V free throw 1 - 2 missed			
11:11	offensive dead ball rebound (1)			
11:11				5 DEZONIE S substitution out
11:11				3 CHATMAN R substitution in
11:11	12 BAILEY JR. V free throw 2 - 2 made (1)	<b>21-14</b>	<b>7</b>	
11:11	2 HUNTLEY-HATFIELD B substitution out			
11:11	12 BAILEY JR. V substitution out			
11:11	24 POWELL J substitution in			
11:11	30 JAMES J substitution in			
10:43				11 DORSEY G turnover out of bounds (1)
10:43				11 DORSEY G substitution out
10:43				2 PIPPEN JR. S substitution in
10:27	1 CHANDLER K 2pt FG from turnover outside the paint, jump shot missed			
10:25	25 VESCOVI S offensive rebound (1)			
10:17	30 JAMES J 2pt FG from turnover second chance in the paint, dunk, made (2)	<b>23-14</b>	<b>9</b>	
10:17	33 PLAVSIC U assist (1)			
10:13				21 ROBBINS L substitution out
10:13				4 WRIGHT J substitution in
09:44				4 WRIGHT J 2pt FG in the paint, jump shot missed
09:40	1 CHANDLER K defensive rebound (1)			
09:34	24 POWELL J 2pt FG outside the paint, jump shot missed			
09:30	30 JAMES J offensive rebound (2)			
09:27	1 CHANDLER K 3pt FG second chance, jump shot missed			
09:23				4 WRIGHT J defensive rebound (1)
09:07		<b>23-17</b>	<b>6</b>	3 CHATMAN R 3pt FG , jump shot made (3)
09:07				4 WRIGHT J assist (2)
08:45	25 VESCOVI S 3pt FG , jump shot made (7)	<b>26-17</b>	<b>9</b>	
08:45	24 POWELL J assist (1)			
08:08		<b>26-19</b>	<b>7</b>	15 FRANK T 2pt FG outside the paint, jump shot made (2)



Official Basketball Play by Play - First Half  
**Vanderbilt at Tennessee**  
 02/12/22 Thompson-Boling Arena, Knoxville, Tenn.  
 2021-22 Men's Basketball

**Game Time:** 6:02 PM  
**Game Duration:** 2:03  
**Attendance:** 20,019

**Officials:** Joe Lindsay, Steven Anderson, Rob Rorke

Game Time	TENN	Score	Diff	VANDY
08:03	25 VESCOVI S 2pt FG in the paint, layup missed			
07:56	33 PLAVSIC U offensive rebound (2)			
07:56	33 PLAVSIC U 2pt FG second chance in the paint, hook shot made (4)	<b>28-19</b>	<b>9</b>	
07:37		<b>28-22</b>	<b>6</b>	3 CHATMAN R 3pt FG , jump shot made (6)
07:37				12 THOMAS T assist (1)
07:26	1 CHANDLER K turnover bad pass (2)			2 PIPPEN JR. S steal (1)
07:22		<b>28-24</b>	<b>4</b>	2 PIPPEN JR. S 2pt FG fast break from turnover in the paint, layup made (7)
06:59	24 POWELL J 3pt FG , jump shot missed			
06:55				3 CHATMAN R defensive rebound (1)
06:46				3 CHATMAN R 3pt FG , jump shot missed
06:44	33 PLAVSIC U defensive rebound (3)			
06:43	33 PLAVSIC U foul drawn (2)			15 FRANK T foul personal (2 - 8)
06:43	Timeout media			
06:43	1 CHANDLER K substitution out			
06:43	24 POWELL J substitution out			
06:43	5 ZEIGLER Z substitution in			
06:43	15 MASHACK J substitution in			
06:43				15 FRANK T substitution out
06:43				42 MILLORA-BROWN Q substitution in
06:43	33 PLAVSIC U 1&1 free throw 1 made (5)	<b>29-24</b>	<b>5</b>	
06:43	33 PLAVSIC U 1&1 free throw 2 missed			
06:42				42 MILLORA-BROWN Q defensive rebound (1)
06:25	33 PLAVSIC U substitution out			
06:25	10 FULKERSON J substitution in			
06:12				4 WRIGHT J 2pt FG outside the paint, jump shot missed
06:12	defensive dead ball rebound (2)			
05:49	10 FULKERSON J 2pt FG in the paint, layup made (7)	<b>31-24</b>	<b>7</b>	
05:49	5 ZEIGLER Z assist (4)			
05:29				12 THOMAS T 3pt FG , jump shot missed
05:25	30 JAMES J defensive rebound (3)			
05:21	5 ZEIGLER Z 2pt FG in the paint, driving layup made (7)	<b>33-24</b>	<b>9</b>	
05:11				2 PIPPEN JR. S 2pt FG outside the paint, jump shot blocked
05:11	10 FULKERSON J block (1)			
05:06				2 PIPPEN JR. S offensive rebound (2)
05:00				2 PIPPEN JR. S 2pt FG second chance outside the paint, jump shot missed
04:56	30 JAMES J defensive rebound (4)			
04:37	5 ZEIGLER Z 2pt FG in the paint, jump shot missed			
04:36	15 MASHACK J offensive rebound (1)			
04:36	15 MASHACK J 2pt FG second chance in the paint, layup made (2)	<b>35-24</b>	<b>11</b>	
04:36	15 MASHACK J foul drawn (1)			4 WRIGHT J foul shooting (2 - 9)
04:36				4 WRIGHT J substitution out
04:36				42 MILLORA-BROWN Q substitution out
04:36				10 STUTE M substitution in
04:36				23 MANN J substitution in
04:36	15 MASHACK J free throw 1 - 1 made (3)	<b>36-24</b>	<b>12</b>	
04:20				10 STUTE M 3pt FG , jump shot missed



Official Basketball Play by Play - First Half  
**Vanderbilt at Tennessee**  
 02/12/22 Thompson-Boling Arena, Knoxville, Tenn.  
 2021-22 Men's Basketball

**Game Time:** 6:02 PM  
**Game Duration:** 2:03  
**Attendance:** 20,019

**Officials:** Joe Lindsay, Steven Anderson, Rob Rorke

Game Time	TENN	Score	Diff	VANDY
04:16	5 ZEIGLER Z defensive rebound (1)			
04:13	25 VESCOVI S 3pt FG , jump shot missed			
04:09	10 FULKERSON J offensive rebound (3)			
04:03	5 ZEIGLER Z foul drawn (2)			10 STUTE M foul shooting (1 - 10)
04:03	5 ZEIGLER Z free throw 1 - 2 missed			
04:03	offensive dead ball rebound (3)			
04:03	25 VESCOVI S substitution out			
04:03	1 CHANDLER K substitution in			
04:03				12 THOMAS T substitution out
04:03				0 LAWRENCE T substitution in
04:03	5 ZEIGLER Z free throw 2 - 2 made (8)	<b>37-24</b>	<b>13</b>	
03:47	15 MASHACK J foul personal (1 - 4)			2 PIPPEN JR. S foul drawn (3)
03:47	Timeout media			
03:47	15 MASHACK J substitution out			
03:47	25 VESCOVI S substitution in			
03:24				3 CHATMAN R 3pt FG , jump shot missed
03:21	1 CHANDLER K defensive rebound (2)			
03:19	5 ZEIGLER Z 3pt FG , jump shot missed			
03:17				defensive rebound (12)
03:04	25 VESCOVI S foul shooting (2 - 5)			23 MANN J foul drawn (1)
03:04				23 MANN J free throw 1 - 2 missed
03:04				offensive dead ball rebound (2)
03:04	25 VESCOVI S substitution out			
03:04	24 POWELL J substitution in			
03:04		<b>37-25</b>	<b>12</b>	23 MANN J free throw 2 - 2 made (1)
02:42	1 CHANDLER K foul offensive (2 - 6)			2 PIPPEN JR. S foul drawn (4)
02:42	1 CHANDLER K turnover offensive (3)			
02:42	1 CHANDLER K substitution out			
02:42	15 MASHACK J substitution in			
02:23		<b>37-28</b>	<b>9</b>	10 STUTE M 3pt FG from turnover, jump shot made (6)
02:23				2 PIPPEN JR. S assist (2)
02:07	30 JAMES J 3pt FG , jump shot made (5)	<b>40-28</b>	<b>12</b>	
02:07	10 FULKERSON J assist (2)			
01:57		<b>40-30</b>	<b>10</b>	2 PIPPEN JR. S 2pt FG in the paint, driving layup made (9)
01:57	30 JAMES J foul shooting (1 - 7)			2 PIPPEN JR. S foul drawn (5)
01:57				2 PIPPEN JR. S free throw 1 - 1 missed
01:57	defensive dead ball rebound (4)			
01:57	30 JAMES J foul drawn (1)			10 STUTE M foul personal (2 - 11)
01:57	30 JAMES J free throw 1 - 2 made (6)	<b>41-30</b>	<b>11</b>	
01:57				10 STUTE M substitution out
01:57				23 MANN J substitution out
01:57				15 FRANK T substitution in
01:57				21 ROBBINS L substitution in
01:57	30 JAMES J free throw 2 - 2 made (7)	<b>42-30</b>	<b>12</b>	
01:57	10 FULKERSON J substitution out			
01:57	2 HUNTLEY-HATFIELD B substitution in			
01:41				21 ROBBINS L 2pt FG in the paint, layup blocked
01:41	30 JAMES J block (2)			
01:36	24 POWELL J defensive rebound (2)			



Official Basketball Play by Play - First Half  
**Vanderbilt at Tennessee**  
 02/12/22 Thompson-Boling Arena, Knoxville, Tenn.  
 2021-22 Men's Basketball

**Game Time:** 6:02 PM  
**Game Duration:** 2:03  
**Attendance:** 20,019

**Officials:** Joe Lindsay, Steven Anderson, Rob Rorke

Game Time	TENN	Score	Diff	VANDY
01:34	30 JAMES J 3pt FG , jump shot missed			
01:30				0 LAWRENCE T defensive rebound (1)
01:20		<b>42-32</b>	<b>10</b>	2 PIPPEN JR. S 2pt FG in the paint, driving layup made (11)
01:05	24 POWELL J foul drawn (1)			2 PIPPEN JR. S foul personal (1 - 12)
01:05	24 POWELL J free throw 1 - 2 made (1)	<b>43-32</b>	<b>11</b>	
01:05	15 MASHACK J substitution out			
01:05	10 FULKERSON J substitution in			
01:05	24 POWELL J free throw 2 - 2 made (2)	<b>44-32</b>	<b>12</b>	
00:42				3 CHATMAN R 3pt FG , jump shot missed
00:38	24 POWELL J defensive rebound (3)			
00:35	Timeout 30 Sec			
00:16	30 JAMES J 2pt FG in the paint, floating jump shot missed			
00:13				0 LAWRENCE T defensive rebound (2)
00:12				Timeout 30 Sec
00:12	2 HUNTLEY-HATFIELD B substitution out			
00:12	10 FULKERSON J substitution out			
00:12	0 AIDOO J substitution in			
00:12	33 PLAVSIC U substitution in			
00:11				2 PIPPEN JR. S turnover bad pass (4)
00:11	0 AIDOO J substitution out			
00:11	33 PLAVSIC U substitution out			
00:11	2 HUNTLEY-HATFIELD B substitution in			
00:11	10 FULKERSON J substitution in			
00:01	30 JAMES J 2pt FG from turnover outside the paint, jump shot missed			
00:00				21 ROBBINS L defensive rebound (2)
<b>END OF PERIOD</b>				
<b>TENN 44-32 VANDY</b>				



Officials: Joe Lindsay, Steven Anderson, Rob Rorke

**Vanderbilt - 32**

NO.	Name	Min	FG			Rebounds			Fouls		TP	AS	TO	ST	Blocks		+/-
			M-A	M-A	M-A	OR	DR	TOT	PF	FD					BS	BA	
10	Myles Stute	F 09:59	2-4	2-4	0-0	0	2	2	2	0	6	0	0	0	0	0	-9
42	Quentin Millora-Brown	F 05:53	0-0	0-0	0-0	0	1	1	1	0	0	0	0	0	0	-12	
2	Scotty Pippen Jr.	G 18:03	4-7	0-1	3-5	1	1	2	1	5	11	2	4	1	0	-14	
3	Rodney Chatman	G 16:34	2-7	2-6	0-0	0	1	1	1	0	6	0	0	0	0	-10	
4	Jordan Wright	G 12:57	1-4	0-0	0-0	0	1	1	2	0	2	2	1	0	0	-11	
21	Liam Robbins	07:58	0-1	0-0	0-0	0	2	2	0	0	0	0	0	0	0	-5	
11	Gabe Dorsey	03:54	0-0	0-0	1-2	0	0	0	1	1	1	0	1	0	0	-3	
5	Shane Dezonie	01:29	0-0	0-0	0-0	0	0	0	2	0	0	1	0	0	0	3	
12	Trey Thomas	08:37	1-2	1-2	0-0	0	1	1	0	0	3	1	0	0	0	-3	
15	Terren Frank	07:54	1-1	0-0	0-0	0	0	0	2	0	2	0	1	1	0	4	
23	Jamaine Mann	02:39	0-0	0-0	1-2	0	0	0	0	1	1	0	0	0	0	0	
0	Tyrin Lawrence	04:03	0-0	0-0	0-0	0	2	2	0	0	0	0	0	0	0	0	
Team						2	1	3			0		0				
<b>Totals</b>			11-26	5-13	5-9	3	12	15	12	7	32	6	7	2	0	3	-12

Shooting By Period		
1st FG%	11-26	42.3%
3PT%	5-13	38.5%
FT%	5-9	55.6%
GM FG%	11-26	42.3%
3PT%	5-13	38.5%
FT%	5-9	55.6%

Dead Ball Rebounds: 2, 0

Technical Fouls::NONE

**Tennessee - 44**

NO.	Name	Min	FG			Rebounds			Fouls		TP	AS	TO	ST	Blocks		+/-
			M-A	M-A	M-A	OR	DR	TOT	PF	FD					BS	BA	
2	Brandon Huntley-Hatfield	F 06:53	1-2	0-0	0-0	1	0	1	0	0	2	0	1	0	0	0	
33	Uros Plavsic	F 09:46	1-1	0-0	3-4	1	2	3	0	2	5	1	0	0	0	-2	
1	Kennedy Chandler	G 09:38	0-2	0-1	0-0	0	2	2	2	0	0	0	3	0	0	-1	
25	Santiago Vescovi	G 15:17	2-4	2-3	1-2	1	0	1	2	1	7	0	0	0	0	12	
30	Josiah-Jordan James	G 18:31	2-9	1-4	2-2	1	3	4	1	1	7	1	0	0	2	14	
5	Zakai Zeigler	11:43	2-5	1-2	3-5	0	1	1	0	2	8	4	0	1	0	13	
0	Jonas Aidoo	03:53	1-1	0-0	0-0	1	0	1	0	1	2	0	0	0	0	7	
10	John Fulkerson	09:22	3-3	0-0	1-1	2	1	3	0	1	7	2	0	0	1	15	
24	Justin Powell	08:58	0-2	0-1	2-2	0	3	3	1	1	2	1	0	0	0	-4	
12	Victor Bailey Jr.	01:26	0-0	0-0	1-2	0	0	0	0	2	1	0	0	0	0	-2	
15	Jahmai Mashack	04:33	1-1	0-0	1-1	1	0	1	1	1	3	0	0	0	0	8	
Team						0	0	0			0		0				
<b>Totals</b>			13-30	4-11	14-19	8	12	20	7	12	44	9	4	1	3	0	12

Shooting By Period		
1st FG%	13-30	43.3%
3PT%	4-11	36.4%
FT%	14-19	73.7%
GM FG%	13-30	43.3%
3PT%	4-11	36.4%
FT%	14-19	73.7%

Dead Ball Rebounds: 2, 2

Technical Fouls::NONE

	VANDY	TENN
Biggest lead	2 (1st 18:18)	13 (1st 4:03)
Best Scoring Run	5(1st 7:22)	9(1st 4:03)
Lead Changes	2	
Times Tied	1	
Time with Lead	00:15	18:21

Points from	VANDY	TENN
Turnovers	6	10
Paint	8	12
Second Chance	1	13
Fast Breaks	4	4
Bench	7	23

	Period by Period Scoring		
	1st	2nd	TOT
VANDY	32	32	64
TENN	44	29	73





**Period 2**

**Quarter Starters:**

<b>TENN</b>	1 Chandler K	2 Huntley-Hatfield B	25 Vescovi S	30 James J	33 Plavsic U
<b>VANDY</b>	2 Phippen Jr. S	3 Chatman R	4 Wright J	10 Stute M	42 Millora-Brown Q

Game Time	TENN	Score	Diff	VANDY
20:00	5 ZEIGLER Z substitution out			
20:00	10 FULKERSON J substitution out			
20:00	24 POWELL J substitution out			
20:00	1 CHANDLER K substitution in			
20:00	25 VESCOVI S substitution in			
20:00	33 PLAVSIC U substitution in			
20:00				0 LAWRENCE T substitution out
20:00				15 FRANK T substitution out
20:00				21 ROBBINS L substitution out
20:00				4 WRIGHT J substitution in
20:00				10 STUTE M substitution in
20:00				42 MILLORA-BROWN Q substitution in
19:40	25 VESCOVI S 2pt FG outside the paint, jump shot blocked			
19:40				42 MILLORA-BROWN Q block (1)
19:35				42 MILLORA-BROWN Q defensive rebound (2)
19:24				4 WRIGHT J 3pt FG , jump shot missed
19:19	2 HUNTLEY-HATFIELD B defensive rebound (2)			
18:57	30 JAMES J 3pt FG , jump shot missed			
18:56				defensive rebound (17)
18:28				4 WRIGHT J 2pt FG in the paint, layup missed
18:25	25 VESCOVI S defensive rebound (2)			
18:21	30 JAMES J foul drawn (2)			3 CHATMAN R foul personal (2 - 1)
18:15	25 VESCOVI S 3pt FG , jump shot made (10)	<b>47-32</b>	<b>15</b>	
18:15	2 HUNTLEY-HATFIELD B assist (1)			
17:49				2 PIPPEN JR. S 3pt FG , jump shot missed
17:45	1 CHANDLER K defensive rebound (3)			
17:45	1 CHANDLER K foul offensive (3 - 1)			2 PIPPEN JR. S foul drawn (6)
17:45	1 CHANDLER K turnover offensive (4)			
17:45	1 CHANDLER K substitution out			
17:45	5 ZEIGLER Z substitution in			
17:28		<b>47-34</b>	<b>13</b>	2 PIPPEN JR. S 2pt FG from turnover in the paint, jump shot made (13)
17:04	5 ZEIGLER Z 3pt FG , jump shot made (11)	<b>50-34</b>	<b>16</b>	
17:04	25 VESCOVI S assist (1)			
16:42	25 VESCOVI S foul shooting (3 - 2)			3 CHATMAN R foul drawn (1)
16:42		<b>50-35</b>	<b>15</b>	3 CHATMAN R free throw 1 - 2 made (7)
16:42	25 VESCOVI S substitution out			
16:42	24 POWELL J substitution in			
16:42		<b>50-36</b>	<b>14</b>	3 CHATMAN R free throw 2 - 2 made (8)
16:35	2 HUNTLEY-HATFIELD B turnover bad pass (2)			
16:35	2 HUNTLEY-HATFIELD B substitution out			
16:35	10 FULKERSON J substitution in			
16:18		<b>50-39</b>	<b>11</b>	10 STUTE M 3pt FG from turnover, jump shot made (9)



**Vanderbilt at Tennessee**

02/12/22 Thompson-Boling Arena, Knoxville, Tenn.  
2021-22 Men's Basketball

**Game Time:** 6:02 PM  
**Game Duration:** 2:03  
**Attendance:** 20,019

**Officials:** Joe Lindsay, Steven Anderson, Rob Rorke

Game Time	TENN	Score	Diff	VANDY
16:18				2 PIPPEN JR. S assist (3)
15:51	10 FULKERSON J 2pt FG in the paint, jump shot missed			
15:48				4 WRIGHT J defensive rebound (2)
15:43		<b>50-42</b>	<b>8</b>	4 WRIGHT J 3pt FG , jump shot made (5)
15:20	10 FULKERSON J 2pt FG in the paint, hook shot missed			
15:15				4 WRIGHT J defensive rebound (3)
14:58		<b>50-45</b>	<b>5</b>	10 STUTE M 3pt FG , jump shot made (12)
14:58				2 PIPPEN JR. S assist (4)
14:49	Timeout 30 Sec			
14:49	33 PLAVSIC U substitution out			
14:49	15 MASHACK J substitution in			
14:28	30 JAMES J 3pt FG , jump shot missed			
14:27	offensive dead ball rebound (5)			
14:27	15 MASHACK J foul drawn (2)			10 STUTE M foul personal (3 - 2)
14:27	Timeout media			
14:15	10 FULKERSON J 2pt FG second chance in the paint, layup made (9)	<b>52-45</b>	<b>7</b>	
14:15	24 POWELL J assist (2)			
13:52	15 MASHACK J foul shooting (2 - 3)			2 PIPPEN JR. S foul drawn (7)
13:52		<b>52-46</b>	<b>6</b>	2 PIPPEN JR. S free throw 1 - 2 made (14)
13:52		<b>52-47</b>	<b>5</b>	2 PIPPEN JR. S free throw 2 - 2 made (15)
13:47	15 MASHACK J turnover bad pass (1)			
13:30	24 POWELL J steal (1)			2 PIPPEN JR. S turnover lost ball (5)
13:23	24 POWELL J 3pt FG from turnover, jump shot missed			
13:19	24 POWELL J offensive rebound (4)			
12:59	turnover shot clock (8)			
12:59	15 MASHACK J substitution out			
12:59	12 BAILEY JR. V substitution in			
12:59				10 STUTE M substitution out
12:59				15 FRANK T substitution in
12:46	5 ZEIGLER Z foul personal (1 - 4)			2 PIPPEN JR. S foul drawn (8)
12:46				3 CHATMAN R substitution out
12:46				12 THOMAS T substitution in
12:46	30 JAMES J substitution out			
12:46	2 HUNTLEY-HATFIELD B substitution in			
12:32				2 PIPPEN JR. S 2pt FG from turnover in the paint, layup blocked
12:32	5 ZEIGLER Z block (1)			
12:26				2 PIPPEN JR. S offensive rebound (3)
12:26		<b>52-49</b>	<b>3</b>	2 PIPPEN JR. S 2pt FG from turnover second chance in the paint, layup made (17)
12:15	5 ZEIGLER Z foul drawn (3)			2 PIPPEN JR. S foul personal (2 - 3)
12:07	24 POWELL J 2pt FG in the paint, floating jump shot missed			
12:03	24 POWELL J offensive rebound (5)			
12:03	24 POWELL J 2pt FG second chance in the paint, layup missed			
12:01	24 POWELL J offensive rebound (6)			
12:01	24 POWELL J 2pt FG second chance in the paint, layup missed			
12:01				15 FRANK T defensive rebound (1)
11:34		<b>52-51</b>	<b>1</b>	2 PIPPEN JR. S 2pt FG in the paint, pull up jump shot made (19)
11:18	10 FULKERSON J 2pt FG in the paint, driving layup made (11)	<b>54-51</b>	<b>3</b>	
11:18	10 FULKERSON J foul drawn (2)			42 MILLORA-BROWN Q foul shooting (2 - 4)



**Vanderbilt at Tennessee**

02/12/22 Thompson-Boling Arena, Knoxville, Tenn.  
2021-22 Men's Basketball

**Game Time:** 6:02 PM  
**Game Duration:** 2:03  
**Attendance:** 20,019

**Officials:** Joe Lindsay, Steven Anderson, Rob Rorke

Game Time	TENN	Score	Diff	VANDY
11:18	Timeout media			
11:18	5 ZEIGLER Z substitution out			
11:18	24 POWELL J substitution out			
11:18	1 CHANDLER K substitution in			
11:18	25 VESCOVI S substitution in			
11:18				4 WRIGHT J substitution out
11:18				42 MILLORA-BROWN Q substitution out
11:18				5 DEZONIE S substitution in
11:18				21 ROBBINS L substitution in
11:18	10 FULKERSON J free throw 1 - 1 made (12)	<b>55-51</b>	<b>4</b>	
11:03				21 ROBBINS L 3pt FG , jump shot missed
10:59	2 HUNTLEY-HATFIELD B defensive rebound (3)			
10:55	1 CHANDLER K foul drawn (1)			2 PIPPEN JR. S foul shooting (3 - 5)
10:55	1 CHANDLER K free throw fast break 1 - 2 missed			
10:55	offensive dead ball rebound (6)			
10:55				2 PIPPEN JR. S substitution out
10:55				3 CHATMAN R substitution in
10:55	1 CHANDLER K free throw fast break 2 - 2 missed			
10:53				21 ROBBINS L defensive rebound (3)
10:37				12 THOMAS T 3pt FG , jump shot missed
10:34	1 CHANDLER K defensive rebound (4)			
10:07	10 FULKERSON J 2pt FG outside the paint, hook shot missed			
10:02				15 FRANK T defensive rebound (2)
09:57				15 FRANK T turnover bad pass (2)
09:57	2 HUNTLEY-HATFIELD B substitution out			
09:57	30 JAMES J substitution in			
09:43	25 VESCOVI S 3pt FG from turnover, jump shot missed			
09:40	30 JAMES J offensive rebound (5)			
09:33	12 BAILEY JR. V 2pt FG from turnover second chance in the paint, layup missed			
09:29				21 ROBBINS L defensive rebound (4)
09:17	25 VESCOVI S foul personal (4 - 5)			3 CHATMAN R foul drawn (2)
09:17	25 VESCOVI S substitution out			
09:17	5 ZEIGLER Z substitution in			
09:05				15 FRANK T 3pt FG , jump shot missed
09:02	10 FULKERSON J defensive rebound (4)			
08:38	10 FULKERSON J foul drawn (3)			21 ROBBINS L foul personal (1 - 6)
08:34	5 ZEIGLER Z 2pt FG outside the paint, jump shot made (13)	<b>57-51</b>	<b>6</b>	
08:34	1 CHANDLER K assist (1)			
08:10	12 BAILEY JR. V steal (1)			5 DEZONIE S turnover lost ball (1)
07:44	30 JAMES J turnover bad pass (1)			21 ROBBINS L steal (1)
07:32				3 CHATMAN R 2pt FG from turnover outside the paint, jump shot missed
07:29	5 ZEIGLER Z defensive rebound (2)			
07:29	30 JAMES J foul drawn (3)			3 CHATMAN R foul personal (3 - 7)
07:29	Timeout media			
07:29				5 DEZONIE S substitution out
07:29				12 THOMAS T substitution out
07:29				15 FRANK T substitution out
07:29				21 ROBBINS L substitution out



**Vanderbilt at Tennessee**

02/12/22 Thompson-Boling Arena, Knoxville, Tenn.  
2021-22 Men's Basketball

**Game Time:** 6:02 PM  
**Game Duration:** 2:03  
**Attendance:** 20,019

**Officials:** Joe Lindsay, Steven Anderson, Rob Rorke

Game Time	TENN	Score	Diff	VANDY
07:29				2 PIPPEN JR. S substitution in
07:29				4 WRIGHT J substitution in
07:29				10 STUTE M substitution in
07:29				42 MILLORA-BROWN Q substitution in
07:29	30 JAMES J 1&1 free throw 1 made (8)	<b>58-51</b>	<b>7</b>	
07:29	30 JAMES J 1&1 free throw 2 missed			
07:28	30 JAMES J offensive rebound (6)			
07:24	1 CHANDLER K 3pt FG second chance, jump shot missed			
07:21				10 STUTE M defensive rebound (3)
07:06	10 FULKERSON J foul shooting (1 - 6)			4 WRIGHT J foul drawn (1)
07:06				4 WRIGHT J free throw 1 - 2 missed
07:06				offensive dead ball rebound (3)
07:06		<b>58-52</b>	<b>6</b>	4 WRIGHT J free throw 2 - 2 made (6)
06:52	5 ZEIGLER Z 3pt FG, jump shot missed			
06:52				defensive dead ball rebound (4)
06:52	10 FULKERSON J foul personal (2 - 7)			10 STUTE M foul drawn (1)
06:52		<b>58-53</b>	<b>5</b>	10 STUTE M 1&1 free throw 1 made (13)
06:52		<b>58-54</b>	<b>4</b>	10 STUTE M 1&1 free throw 2 made (14)
06:23	5 ZEIGLER Z 3pt FG, jump shot made (16)	<b>61-54</b>	<b>7</b>	
06:23	1 CHANDLER K assist (2)			
06:06		<b>61-57</b>	<b>4</b>	3 CHATMAN R 3pt FG, jump shot made (11)
06:06				2 PIPPEN JR. S assist (5)
05:40	30 JAMES J 2pt FG outside the paint, jump shot missed			
05:36				4 WRIGHT J defensive rebound (4)
05:30	10 FULKERSON J steal (1)			4 WRIGHT J turnover lost ball (2)
05:28	10 FULKERSON J foul drawn (4)			42 MILLORA-BROWN Q foul personal (3 - 8)
05:28	12 BAILEY JR. V substitution out			
05:28	25 VESCOVI S substitution in			
05:28	10 FULKERSON J 1&1 free throw 1 missed			
05:27				4 WRIGHT J defensive rebound (5)
05:03		<b>61-59</b>	<b>2</b>	2 PIPPEN JR. S 2pt FG in the paint, floating jump shot made (21)
05:03	1 CHANDLER K foul shooting (4 - 8)			2 PIPPEN JR. S foul drawn (9)
05:03				2 PIPPEN JR. S free throw 1 - 1 missed
05:02	30 JAMES J defensive rebound (7)			
05:01	30 JAMES J foul drawn (4)			2 PIPPEN JR. S foul personal (4 - 9)
05:01	30 JAMES J 1&1 free throw 1 made (9)	<b>62-59</b>	<b>3</b>	
05:01	30 JAMES J 1&1 free throw 2 made (10)	<b>63-59</b>	<b>4</b>	
04:48				2 PIPPEN JR. S 2pt FG in the paint, layup missed
04:45	10 FULKERSON J defensive rebound (5)			
04:23	25 VESCOVI S 3pt FG, jump shot missed			
04:20	30 JAMES J offensive rebound (8)			
04:17	30 JAMES J 2pt FG second chance in the paint, layup missed			
04:12	1 CHANDLER K offensive rebound (5)			
04:12	1 CHANDLER K 2pt FG second chance in the paint, layup made (2)	<b>65-59</b>	<b>6</b>	
03:59	5 ZEIGLER Z steal (2)			4 WRIGHT J turnover lost ball (3)
03:54	1 CHANDLER K 2pt FG fast break from turnover in the paint, driving layup made (4)	<b>67-59</b>	<b>8</b>	
03:54	5 ZEIGLER Z assist (5)			



**Vanderbilt at Tennessee**

02/12/22 Thompson-Boling Arena, Knoxville, Tenn.  
2021-22 Men's Basketball

**Game Time:** 6:02 PM  
**Game Duration:** 2:03  
**Attendance:** 20,019

**Officials:** Joe Lindsay, Steven Anderson, Rob Rorke

Game Time	TENN	Score	Diff	VANDY
03:32				4 WRIGHT J 3pt FG , jump shot missed
03:28	10 FULKERSON J defensive rebound (6)			
03:02	1 CHANDLER K 2pt FG in the paint, driving layup made (6)	<b>69-59</b>	<b>10</b>	
03:02	10 FULKERSON J assist (3)			
03:00				Timeout 30 Sec
02:51		<b>69-62</b>	<b>7</b>	10 STUTE M 3pt FG , jump shot made (17)
02:51				2 PIPPEN JR. S assist (6)
02:29	30 JAMES J 3pt FG , jump shot missed			
02:26				10 STUTE M defensive rebound (4)
02:17				3 CHATMAN R 3pt FG , jump shot missed
02:13	25 VESCOVI S defensive rebound (3)			
01:46	1 CHANDLER K 2pt FG in the paint, driving layup missed			
01:43				42 MILLORA-BROWN Q defensive rebound (3)
01:37	5 ZEIGLER Z foul personal (2 - 9)			2 PIPPEN JR. S foul drawn (10)
01:37		<b>69-63</b>	<b>6</b>	2 PIPPEN JR. S 1&1 free throw 1 made (22)
01:37		<b>69-64</b>	<b>5</b>	2 PIPPEN JR. S 1&1 free throw 2 made (23)
01:20	1 CHANDLER K 2pt FG in the paint, driving layup blocked			
01:20				42 MILLORA-BROWN Q block (2)
01:15				3 CHATMAN R defensive rebound (2)
01:13				2 PIPPEN JR. S 2pt FG in the paint, driving layup blocked
01:13	10 FULKERSON J block (2)			
01:08	30 JAMES J defensive rebound (9)			
00:49	5 ZEIGLER Z 2pt FG in the paint, driving layup missed			
00:45				4 WRIGHT J defensive rebound (6)
00:41				10 STUTE M 3pt FG , jump shot missed
00:38	1 CHANDLER K defensive rebound (6)			
00:38				2 PIPPEN JR. S substitution out
00:38				12 THOMAS T substitution in
00:29	30 JAMES J foul drawn (5)			10 STUTE M foul personal (4 - 10)
00:29	30 JAMES J free throw 1 - 2 made (11)	<b>70-64</b>	<b>6</b>	
00:29				3 CHATMAN R substitution out
00:29				2 PIPPEN JR. S substitution in
00:29	30 JAMES J free throw 2 - 2 made (12)	<b>71-64</b>	<b>7</b>	
00:26				12 THOMAS T turnover out of bounds (1)
00:26				2 PIPPEN JR. S substitution out
00:26				3 CHATMAN R substitution in
00:25	30 JAMES J foul drawn (6)			4 WRIGHT J foul personal (3 - 11)
00:25	30 JAMES J free throw 1 - 2 made (13)	<b>72-64</b>	<b>8</b>	
00:25				3 CHATMAN R substitution out
00:25				2 PIPPEN JR. S substitution in
00:25	30 JAMES J free throw 2 - 2 made (14)	<b>73-64</b>	<b>9</b>	
00:18				12 THOMAS T 3pt FG , jump shot missed
00:13	30 JAMES J defensive rebound (10)			
<b>END OF GAME</b>				
<b>TENN 73-64 VANDY</b>				



Officials: Joe Lindsay, Steven Anderson, Rob Rorke

Vanderbilt - 32

NO.	Name	Min	FG			Rebounds			Fouls		TP	AS	TO	ST	Blocks		+/-
			M-A	3P	FT	OR	DR	TOT	PF	FD					BS	BA	
10	Myles Stute	F 14:30	3-4	3-4	2-2	0	2	2	2	1	11	0	0	0	0	0	4
42	Quentin Millora-Brown	F 16:11	0-0	0-0	0-0	0	2	2	2	0	0	0	0	0	2	0	6
2	Scotty Pippen Jr.	G 16:23	4-8	0-1	4-5	1	0	1	3	5	12	4	1	0	0	2	7
3	Rodney Chatman	G 17:41	1-3	1-2	2-2	0	1	1	2	2	5	0	0	0	0	0	4
4	Jordan Wright	G 16:11	1-4	1-3	1-2	0	5	5	1	1	4	0	2	0	0	0	6
0	Tyrin Lawrence	00:00	0-0	0-0	0-0	0	0	0	0	0	0	0	0	0	0	0	0
15	Terren Frank	05:30	0-1	0-1	0-0	0	2	2	0	0	0	0	1	0	0	0	-1
12	Trey Thomas	05:56	0-2	0-2	0-0	0	0	0	0	0	0	0	1	0	0	0	-5
5	Shane Dezonie	03:49	0-0	0-0	0-0	0	0	0	0	0	0	0	1	0	0	0	-3
21	Liam Robbins	03:49	0-1	0-1	0-0	0	2	2	1	0	0	0	0	1	0	0	-3
Team						0	1	1			0		0				
<b>Totals</b>			9-23	5-14	9-11	1	15	16	11	9	32	4	6	1	2	2	3

Shooting By Period		
2 <sup>nd</sup> FG%	9-23	39.1%
3PT%	5-14	35.7%
FT%	9-11	81.8%
GM FG%	9-23	39.1%
3PT%	5-14	35.7%
FT%	9-11	81.8%

Dead Ball Rebounds: 1, 1

Technical Fouls::NONE

Tennessee - 29

NO.	Name	Min	FG			Rebounds			Fouls		TP	AS	TO	ST	Blocks		+/-
			M-A	3P	FT	OR	DR	TOT	PF	FD					BS	BA	
2	Brandon Huntley-Hatfield	F 06:14	0-0	0-0	0-0	0	2	2	0	0	0	1	1	0	0	0	1
33	Uros Plavsic	F 05:11	0-0	0-0	0-0	0	0	0	0	0	0	0	0	0	0	0	-7
1	Kennedy Chandler	G 13:33	3-6	0-1	0-2	1	3	4	2	1	6	2	1	0	0	1	9
25	Santiago Vescovi	G 10:47	1-4	1-3	0-0	0	2	2	2	0	3	1	0	0	0	1	9
30	Josiah-Jordan James	G 17:11	0-5	0-3	7-8	3	3	6	0	5	7	0	1	0	0	0	-2
5	Zakai Zeigler	15:44	3-5	2-3	0-0	0	1	1	2	1	8	1	0	1	1	0	-7
24	Justin Powell	05:24	0-4	0-1	0-0	3	0	3	0	0	0	1	0	1	0	0	-12
10	John Fulkerson	16:35	2-5	0-0	1-2	0	3	3	2	3	5	1	0	1	1	0	-5
15	Jahmai Mashack	01:50	0-0	0-0	0-0	0	0	0	1	1	0	0	1	0	0	0	0
12	Victor Bailey Jr.	07:31	0-1	0-0	0-0	0	0	0	0	0	0	0	0	1	0	0	-1
Team						0	0	0			0		1				
<b>Totals</b>			9-30	3-11	8-12	7	14	21	9	11	29	7	5	4	2	2	-3

Shooting By Period		
2 <sup>nd</sup> FG%	9-30	30.0%
3PT%	3-11	27.3%
FT%	8-12	66.7%
GM FG%	9-30	30.0%
3PT%	3-11	27.3%
FT%	8-12	66.7%

Dead Ball Rebounds: 2, 0

Technical Fouls::NONE

	VANDY	TENN
Biggest lead	0 (1 <sup>st</sup> 20:00)	16 (2 <sup>nd</sup> 17:04)
Best Scoring Run	11 (2 <sup>nd</sup> 14:58)	8 (2 <sup>nd</sup> 3:02)
Lead Changes	0	
Times Tied	0	
Time with Lead	00:00	19:40

Points from	VANDY	TENN
Turnovers	7	4
Paint	8	10
Second Chance	2	4
Fast Breaks	0	2
Bench	0	13

	Period by Period Scoring		
	1st	2nd	TOT
VANDY	32	32	64
TENN	44	29	73

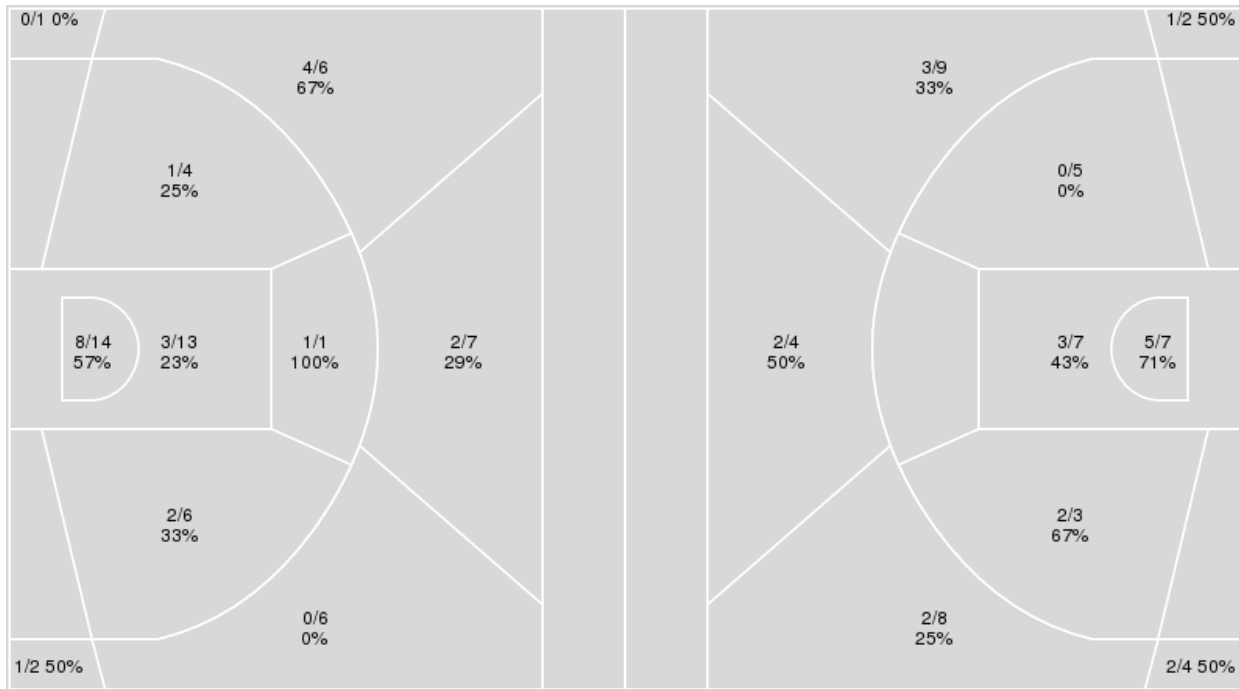


**Officials:** Joe Lindsay, Steven Anderson, Rob Rorke

{ Players => 0, 1, 2, 3, 5, 10, 12, 13, 15, 21, 24, 25, 30, 31, 32, 33, 35; } { Players => All; } FG Types => All; Results => All;  
 FG Types => All; Results => All;

**Tennessee**

**Vanderbilt**



Tennessee	M/A	%
Field Goals	22/60	37
2 Points	15/38	39
3 Points	7/22	32
Free Throws	22/31	71

Vanderbilt	M/A	%
Field Goals	20/49	41
2 Points	10/22	45
3 Points	10/27	37
Free Throws	14/20	70



**Vanderbilt at Tennessee**

02/12/22 Thompson-Boling Arena, Knoxville, Tenn.  
2021-22 Men's Basketball

**Game Time:** 6:02 PM  
**Game Duration:** 2:03  
**Attendance:** 20,019

**Officials:** Joe Lindsay, Steven Anderson, Rob Rorke

**Vanderbilt**

No	Name	Mins		Score		Points Diff		Points per Min		Assists		Rebounds		Steals		Turnovers	
		On	Off	On	Off	On	Off	On	Off	On	Off	On	Off	On	Off	On	Off
0	Tyrin Lawrence	04:03	35:57	8 - 8	56 - 65	0	-9	1.98	1.56	1	9	4	27	0	3	1	12
2	Scotty Pippen Jr.	34:26	05:34	60 - 67	4 - 6	-7	-2	1.74	0.72	9	1	27	4	1	2	9	4
3	Rodney Chatman	34:15	05:45	54 - 60	10 - 13	-6	-3	1.58	1.74	8	2	26	5	2	1	10	3
4	Jordan Wright	29:08	10:52	52 - 57	12 - 16	-5	-4	1.78	1.10	8	2	23	8	1	2	8	5
5	Shane Dezonie	05:18	34:42	4 - 4	60 - 69	0	-9	0.75	1.73	1	9	4	27	2	1	3	10
10	Myles Stute	24:29	15:31	44 - 49	20 - 24	-5	-4	1.80	1.29	7	3	18	13	0	3	8	5
11	Gabe Dorsey	03:54	36:06	6 - 9	58 - 64	-3	-6	1.54	1.61	2	8	3	28	1	2	3	10
12	Trey Thomas	14:33	25:27	18 - 26	46 - 47	-8	-1	1.24	1.81	3	7	10	21	3	0	5	8
15	Terren Frank	13:24	26:36	20 - 17	44 - 56	3	-12	1.49	1.65	3	7	11	20	3	0	5	8
21	Liam Robbins	11:47	28:13	11 - 19	53 - 54	-8	-1	0.93	1.88	3	7	10	21	2	1	7	6
23	Jamaine Mann	02:39	37:21	6 - 6	58 - 67	0	-9	2.26	1.55	1	9	1	30	0	3	0	13
42	Quentin Millora-Brown	22:04	17:56	37 - 43	27 - 30	-6	-3	1.68	1.51	4	6	18	13	0	3	6	7

**Tennessee**

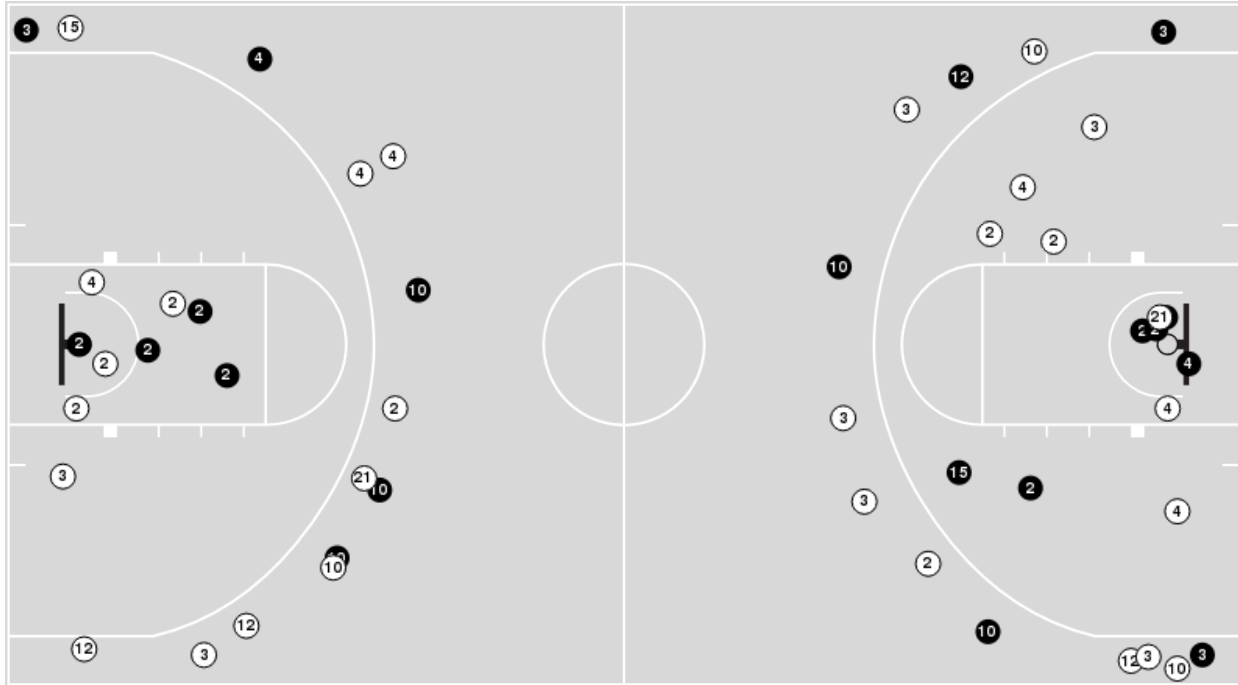
No	Name	Mins		Score		Points Diff		Points per Min		Assists		Rebounds		Steals		Turnovers	
		On	Off	On	Off	On	Off	On	Off	On	Off	On	Off	On	Off	On	Off
0	Jonas Aidoo	03:53	36:07	12 - 5	61 - 59	7	2	3.09	1.69	4	12	4	37	1	4	0	9
1	Kennedy Chandler	23:11	16:49	39 - 31	34 - 33	8	1	1.68	2.02	8	8	27	14	3	2	5	4
2	Brandon Huntley-Hatfield	13:07	26:53	20 - 19	53 - 45	1	8	1.52	1.97	3	13	12	29	0	5	4	5
5	Zakai Zeigler	27:27	12:33	53 - 47	20 - 17	6	3	1.93	1.59	12	4	27	14	5	0	6	3
10	John Fulkerson	25:57	14:03	49 - 39	24 - 25	10	-1	1.89	1.71	11	5	29	12	5	0	4	5
12	Victor Bailey Jr.	08:57	31:03	11 - 14	62 - 50	-3	12	1.23	2.00	2	14	8	33	2	3	2	7
15	Jahmai Mashack	06:23	33:37	17 - 9	56 - 55	8	1	2.66	1.67	3	13	7	34	1	4	2	7
24	Justin Powell	14:22	25:38	20 - 36	53 - 28	-16	25	1.39	2.07	5	11	11	30	1	4	5	4
25	Santiago Vescovi	26:04	13:56	53 - 32	20 - 32	21	-12	2.03	1.44	11	5	32	9	2	3	4	5
30	Josiah-Jordan James	35:42	04:18	68 - 56	5 - 8	12	-3	1.90	1.16	16	0	37	4	5	0	8	1
33	Uros Plavsic	14:57	25:03	23 - 32	50 - 32	-9	18	1.54	2.00	5	11	11	30	0	5	5	4



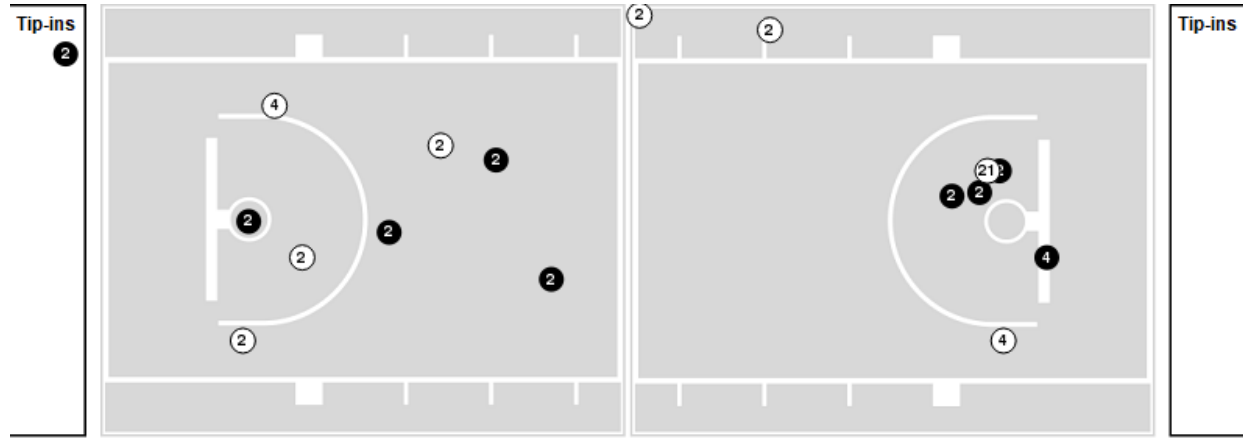


Players => AllFG Types=>AllResults=>All  
**Vanderbilt**

**All Field Goals**



**Blow Up Chart**



● Made    ○ Missed    N - Player Number

Vanderbilt	M/A	%
Field Goals	20/49	41
2 Points	10/22	45
3 Points	10/27	37
Free Throws	14/20	70

Vanderbilt	M/A	%
Points in the Paint	16 (8 / 14)	57
Fast Break Points	4 (2/2)	100
Second Chance Points	3 (2/4)	50
Effective FG%	51	

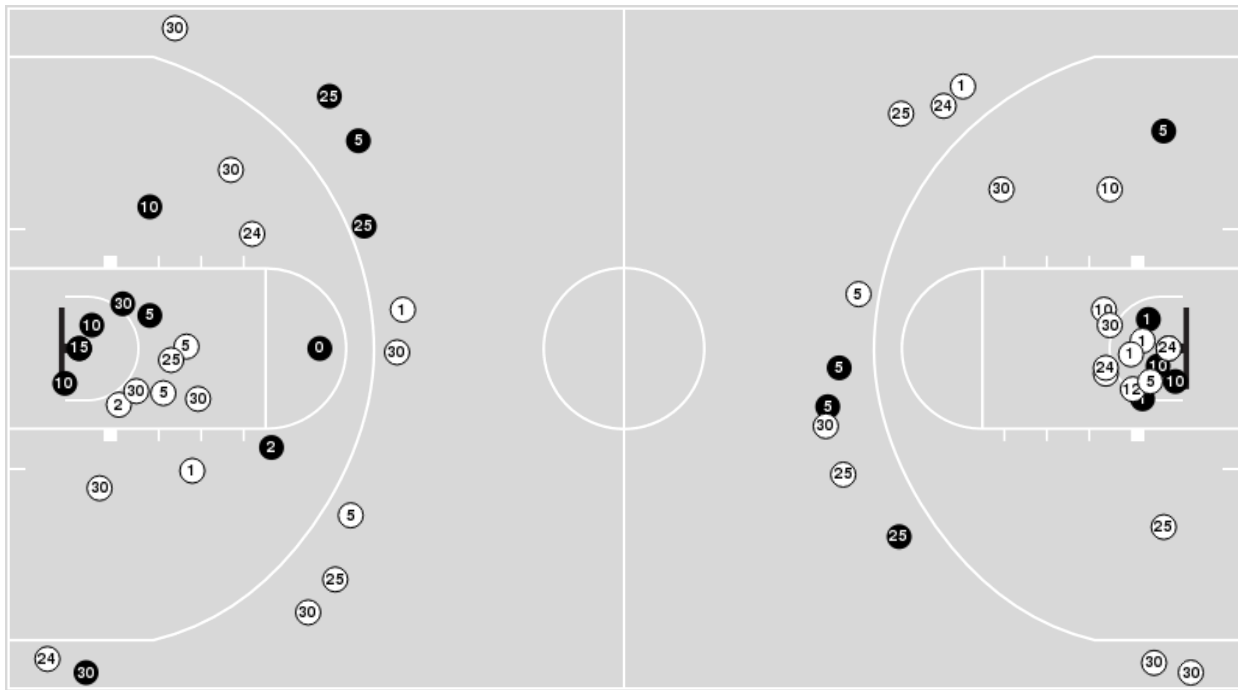


**Officials:** Joe Lindsay, Steven Anderson, Rob Rorke

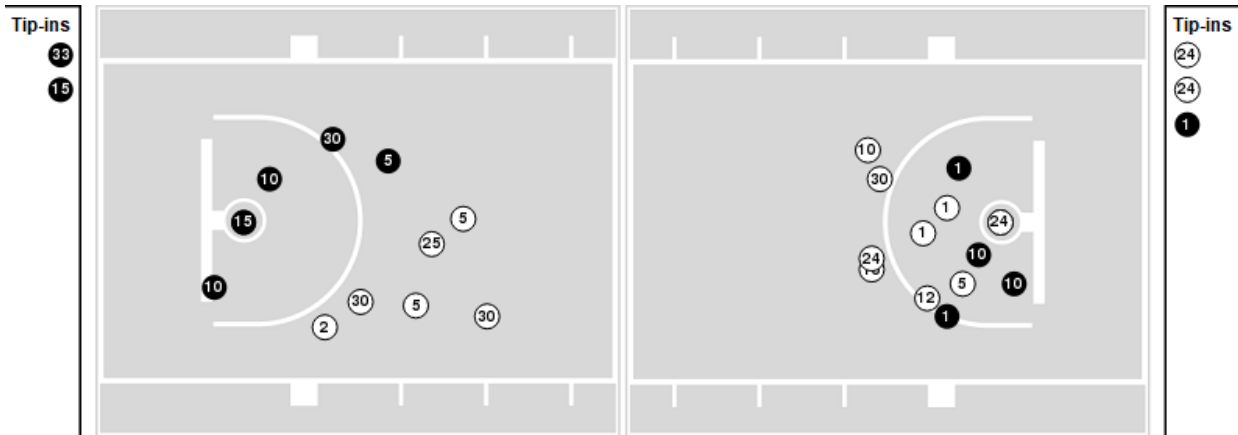
Players => 0, 1, 2, 3, 5, 10, 12, 13, 15, 21, 24, 25, 30, 31, 32, 33, 35FG Types=>AllResults=>All

### Tennessee

#### All Field Goals



#### Blow Up Chart



● Made    ○ Missed    N - Player Number

Tennessee	M/A	%
Field Goals	22/60	37
2 Points	15/38	39
3 Points	7/22	32
Free Throws	22/31	71

Tennessee	M/A	%
Points in the Paint	22 (11 / 27)	41
Fast Break Points	6 (4/6)	67
Second Chance Points	17 (10/19)	53
Effective FG%	43	



**Vanderbilt**

Lineup	Quarter On	Time On	Quarter Off	Time Off	Time on Court	Score	Score Diff	Reb	Stl	Tov	Ass	PPP
2- Pippen Jr. S/ 3- Chatman R/ 4- Wright J/ 10- Stute M/ 42- Millora-Brown Q/	1	20:00	1	16:14	03:46	5-10	-5	3	0	2	0	0.8681
2- Pippen Jr. S/ 3- Chatman R/ 4- Wright J/ 10- Stute M/ 21- Robbins L/	1	16:14	1	14:37	01:37	3-2	1	1	0	1	1	1.0000
2- Pippen Jr. S/ 4- Wright J/ 10- Stute M/ 11- Dorsey G/ 21- Robbins L/	1	14:37	1	12:40	01:57	2-7	-5	2	0	1	1	0.6667
5- Dezonie S/ 11- Dorsey G/ 12- Thomas T/ 15- Frank T/ 21- Robbins L/	1	12:40	1	11:11	01:29	4-1	3	1	1	1	1	1.3889
3- Chatman R/ 11- Dorsey G/ 12- Thomas T/ 15- Frank T/ 21- Robbins L/	1	11:11	1	10:43	00:28	0-1	-1	0	0	1	0	0.0000
2- Pippen Jr. S/ 3- Chatman R/ 12- Thomas T/ 15- Frank T/ 21- Robbins L/	1	10:43	1	10:13	00:30	0-2	-2	0	0	0	0	0.0000
2- Pippen Jr. S/ 3- Chatman R/ 4- Wright J/ 12- Thomas T/ 15- Frank T/	1	10:13	1	06:43	03:30	10-5	5	2	1	0	2	1.6667
2- Pippen Jr. S/ 3- Chatman R/ 4- Wright J/ 12- Thomas T/ 42- Millora-Brown Q/	1	06:43	1	04:36	02:07	0-7	-7	2	0	0	0	0.0000
2- Pippen Jr. S/ 3- Chatman R/ 10- Stute M/ 12- Thomas T/ 23- Mann J/	1	04:36	1	04:03	00:33	0-1	-1	0	0	0	0	0.0000
0- Lawrence T/ 2- Pippen Jr. S/ 3- Chatman R/ 10- Stute M/ 23- Mann J/	1	04:03	1	01:57	02:06	6-5	1	1	0	0	1	1.3889
0- Lawrence T/ 2- Pippen Jr. S/ 3- Chatman R/ 15- Frank T/ 21- Robbins L/	1	01:57	2	20:00	01:57	2-3	-1	3	0	1	0	0.5000
2- Pippen Jr. S/ 3- Chatman R/ 4- Wright J/ 10- Stute M/ 42- Millora-Brown Q/	2	20:00	2	12:59	07:01	15-8	7	4	0	1	2	1.5369
2- Pippen Jr. S/ 3- Chatman R/ 4- Wright J/ 15- Frank T/ 42- Millora-Brown Q/	2	12:59	2	12:46	00:13	0-0	0	0	0	0	0	0.0000
2- Pippen Jr. S/ 4- Wright J/ 12- Thomas T/ 15- Frank T/ 42- Millora-Brown Q/	2	12:46	2	11:18	01:28	4-2	2	2	0	0	0	2.0000
2- Pippen Jr. S/ 5- Dezonie S/ 12- Thomas T/ 15- Frank T/ 21- Robbins L/	2	11:18	2	10:55	00:23	0-1	-1	0	0	0	0	0.0000
3- Chatman R/ 5- Dezonie S/ 12- Thomas T/ 15- Frank T/ 21- Robbins L/	2	10:55	2	07:29	03:26	0-2	-2	3	1	2	0	0.0000
2- Pippen Jr. S/ 3- Chatman R/ 4- Wright J/ 10- Stute M/ 42- Millora-Brown Q/	2	07:29	2	00:38	06:50	13-12	1	7	0	2	2	0.9939
3- Chatman R/ 4- Wright J/ 10- Stute M/ 12- Thomas T/ 42- Millora-Brown Q/	2	00:38	2	00:29	00:09	0-1	-1	0	0	0	0	0.0000
2- Pippen Jr. S/ 4- Wright J/ 10- Stute M/ 12- Thomas T/ 42- Millora-Brown Q/	2	00:29	2	00:26	00:03	0-1	-1	0	0	1	0	0.0000
3- Chatman R/ 4- Wright J/ 10- Stute M/ 12- Thomas T/ 42- Millora-Brown Q/	2	00:26	2	00:25	00:02	0-1	-1	0	0	0	0	0.0000
2- Pippen Jr. S/ 4- Wright J/ 10- Stute M/ 12- Thomas T/ 42- Millora-Brown Q/	2	00:25	2	00:00	00:25	0-1	-1	0	0	0	0	0.0000



**Tennessee**

Lineup	Quarter On	Time On	Quarter Off	Time Off	Time on Court	Score	Score Diff	Reb	Stl	Tov	Ass	PPP
1- Chandler K/ 2- Huntley-Hatfield B/ 25- Vescovi S/ 30- James J/ 33- Plavsic U/	1	20:00	1	16:53	03:07	7-4	3	3	0	1	1	1.4344
2- Huntley-Hatfield B/ 5- Zeigler Z/ 25- Vescovi S/ 30- James J/ 33- Plavsic U/	1	16:53	1	16:31	00:22	0-1	-1	0	0	0	0	0.0000
0- Aidoo J/ 5- Zeigler Z/ 10- Fulkerson J/ 25- Vescovi S/ 30- James J/	1	16:31	1	14:03	02:28	10-3	7	3	1	0	3	1.8797
0- Aidoo J/ 5- Zeigler Z/ 10- Fulkerson J/ 24- Powell J/ 30- James J/	1	14:03	1	12:40	01:23	2-2	0	1	0	0	1	0.8197
2- Huntley-Hatfield B/ 5- Zeigler Z/ 24- Powell J/ 25- Vescovi S/ 33- Plavsic U/	1	12:40	1	12:37	00:03	0-0	0	0	0	0	0	0.0000
2- Huntley-Hatfield B/ 5- Zeigler Z/ 12- Bailey Jr. V/ 25- Vescovi S/ 33- Plavsic U/	1	12:37	1	11:53	00:44	0-1	-1	0	0	1	0	0.0000
1- Chandler K/ 2- Huntley-Hatfield B/ 12- Bailey Jr. V/ 25- Vescovi S/ 33- Plavsic U/	1	11:53	1	11:11	00:42	2-3	-1	0	0	0	0	1.1364
1- Chandler K/ 24- Powell J/ 25- Vescovi S/ 30- James J/ 33- Plavsic U/	1	11:11	1	06:43	04:28	7-10	-3	5	0	1	2	1.1667
5- Zeigler Z/ 15- Mashack J/ 25- Vescovi S/ 30- James J/ 33- Plavsic U/	1	06:43	1	06:25	00:18	1-0	1	0	0	0	0	1.1364
5- Zeigler Z/ 10- Fulkerson J/ 15- Mashack J/ 25- Vescovi S/ 30- James J/	1	06:25	1	04:03	02:22	7-0	7	5	0	0	1	1.8041
1- Chandler K/ 5- Zeigler Z/ 10- Fulkerson J/ 15- Mashack J/ 30- James J/	1	04:03	1	03:47	00:16	1-0	1	0	0	0	0	2.2727
1- Chandler K/ 5- Zeigler Z/ 10- Fulkerson J/ 25- Vescovi S/ 30- James J/	1	03:47	1	03:04	00:43	0-0	0	1	0	0	0	0.0000
1- Chandler K/ 5- Zeigler Z/ 10- Fulkerson J/ 24- Powell J/ 30- James J/	1	03:04	1	02:42	00:22	0-1	-1	0	0	1	0	0.0000
5- Zeigler Z/ 10- Fulkerson J/ 15- Mashack J/ 24- Powell J/ 30- James J/	1	02:42	1	01:57	00:45	5-5	0	0	0	0	1	2.6596
2- Huntley-Hatfield B/ 5- Zeigler Z/ 15- Mashack J/ 24- Powell J/ 30- James J/	1	01:57	1	01:05	00:52	1-2	-1	1	0	0	0	0.6944
2- Huntley-Hatfield B/ 5- Zeigler Z/ 10- Fulkerson J/ 24- Powell J/ 30- James J/	1	01:05	1	00:12	00:52	1-0	1	1	0	0	0	0.6944
0- Aidoo J/ 5- Zeigler Z/ 24- Powell J/ 30- James J/ 33- Plavsic U/	1	00:12	1	00:11	00:02	0-0	0	0	0	0	0	0.0000
2- Huntley-Hatfield B/ 5- Zeigler Z/ 10- Fulkerson J/ 24- Powell J/ 30- James J/	1	00:11	2	20:00	00:11	0-0	0	0	0	0	0	0.0000
1- Chandler K/ 2- Huntley-Hatfield B/ 25- Vescovi S/ 30- James J/ 33- Plavsic U/	2	20:00	2	17:45	02:15	3-0	3	3	0	1	1	0.7500
2- Huntley-Hatfield B/ 5- Zeigler Z/ 25- Vescovi S/ 30- James J/ 33- Plavsic U/	2	17:45	2	16:42	01:03	3-3	0	0	0	0	1	3.0000
2- Huntley-Hatfield B/ 5- Zeigler Z/ 24- Powell J/ 30- James J/ 33- Plavsic U/	2	16:42	2	16:35	00:07	0-1	-1	0	0	1	0	0.0000
5- Zeigler Z/ 10- Fulkerson J/ 24- Powell J/ 30- James J/ 33- Plavsic U/	2	16:35	2	14:49	01:46	0-9	-9	0	0	0	0	0.0000
5- Zeigler Z/ 10- Fulkerson J/ 15- Mashack J/ 24- Powell J/ 30- James J/	2	14:49	2	12:59	01:50	2-2	0	1	1	2	1	0.5000
5- Zeigler Z/ 10- Fulkerson J/ 12- Bailey Jr. V/ 24- Powell J/ 30- James J/	2	12:59	2	12:46	00:13	0-0	0	0	0	0	0	0.0000
2- Huntley-Hatfield B/ 5- Zeigler Z/ 10- Fulkerson J/ 12- Bailey Jr. V/ 24- Powell J/	2	12:46	2	11:18	01:28	2-4	-2	2	0	0	0	1.0000
1- Chandler K/ 2- Huntley-Hatfield B/ 10- Fulkerson J/ 12- Bailey Jr. V/ 25- Vescovi S/	2	11:18	2	09:57	01:21	1-0	1	2	0	0	0	0.4310
1- Chandler K/ 10- Fulkerson J/ 12- Bailey Jr. V/ 25- Vescovi S/ 30- James J/	2	09:57	2	09:17	00:40	0-0	0	1	0	0	0	0.0000
1- Chandler K/ 5- Zeigler Z/ 10- Fulkerson J/ 12- Bailey Jr. V/ 30- James J/	2	09:17	2	05:28	03:49	6-6	0	3	2	1	2	1.0204
1- Chandler K/ 5- Zeigler Z/ 10- Fulkerson J/ 25- Vescovi S/ 30- James J/	2	05:28	2	00:00	05:28	12-7	5	9	1	0	2	1.1905



Official Basketball Line Up Analysis - Final  
**Vanderbilt at Tennessee**  
 02/12/22 Thompson-Boling Arena, Knoxville, Tenn.  
 2021-22 Men's Basketball

**Game Time:** 6:02 PM  
**Game Duration:** 2:03  
**Attendance:** 20,019

**Officials:** Joe Lindsay, Steven Anderson, Rob Rorke

**Vanderbilt**

Lineup	Time	Score	Score Diff	Pts/Min	Reb	Stl	Tov	Ass	PPP
2- Phippen Jr. S/ 3- Chatman R/ 4- Wright J/ 10- Stute M/ 42- Millora-Brown Q/	17:37	33-30	3	1.8732	14	0	5	4	1.1538
2- Phippen Jr. S/ 3- Chatman R/ 4- Wright J/ 12- Thomas T/ 15- Frank T/	03:30	10-5	5	2.8571	2	1	0	2	1.6667
3- Chatman R/ 5- Dezonie S/ 12- Thomas T/ 15- Frank T/ 21- Robbins L/	03:26	0-2	-2	0.0000	3	1	2	0	0.0000
2- Phippen Jr. S/ 3- Chatman R/ 4- Wright J/ 12- Thomas T/ 42- Millora-Brown Q/	02:07	0-7	-7	0.0000	2	0	0	0	0.0000
0- Lawrence T/ 2- Phippen Jr. S/ 3- Chatman R/ 10- Stute M/ 23- Mann J/	02:06	6-5	1	2.8571	1	0	0	1	1.3889
2- Phippen Jr. S/ 4- Wright J/ 10- Stute M/ 11- Dorsey G/ 21- Robbins L/	01:57	2-7	-5	1.0256	2	0	1	1	0.6667
0- Lawrence T/ 2- Phippen Jr. S/ 3- Chatman R/ 15- Frank T/ 21- Robbins L/	01:57	2-3	-1	1.0256	3	0	1	0	0.5000
2- Phippen Jr. S/ 3- Chatman R/ 4- Wright J/ 10- Stute M/ 21- Robbins L/	01:37	3-2	1	1.8557	1	0	1	1	1.0000
5- Dezonie S/ 11- Dorsey G/ 12- Thomas T/ 15- Frank T/ 21- Robbins L/	01:29	4-1	3	2.6966	1	1	1	1	1.3889
2- Phippen Jr. S/ 4- Wright J/ 12- Thomas T/ 15- Frank T/ 42- Millora-Brown Q/	01:28	4-2	2	2.7273	2	0	0	0	2.0000
2- Phippen Jr. S/ 3- Chatman R/ 10- Stute M/ 12- Thomas T/ 23- Mann J/	00:33	0-1	-1	0.0000	0	0	0	0	0.0000
2- Phippen Jr. S/ 3- Chatman R/ 12- Thomas T/ 15- Frank T/ 21- Robbins L/	00:30	0-2	-2	0.0000	0	0	0	0	0.0000
3- Chatman R/ 11- Dorsey G/ 12- Thomas T/ 15- Frank T/ 21- Robbins L/	00:28	0-1	-1	0.0000	0	0	1	0	0.0000
2- Phippen Jr. S/ 4- Wright J/ 10- Stute M/ 12- Thomas T/ 42- Millora-Brown Q/	00:28	0-2	-2	0.0000	0	0	1	0	0.0000
2- Phippen Jr. S/ 5- Dezonie S/ 12- Thomas T/ 15- Frank T/ 21- Robbins L/	00:23	0-1	-1	0.0000	0	0	0	0	0.0000
2- Phippen Jr. S/ 3- Chatman R/ 4- Wright J/ 15- Frank T/ 42- Millora-Brown Q/	00:13	0-0	0	0.0000	0	0	0	0	0.0000
3- Chatman R/ 4- Wright J/ 10- Stute M/ 12- Thomas T/ 42- Millora-Brown Q/	00:11	0-2	-2	0.0000	0	0	0	0	0.0000



**Tennessee**

Lineup	Time	Score	Score Diff	Pts/Min	Reb	Stl	Tov	Ass	PPP
1- Chandler K/ 5- Zeigler Z/ 10- Fulkerson J/ 25- Vescovi S/ 30- James J/	06:11	12-7	5	1.9407	10	1	0	2	1.0830
1- Chandler K/ 2- Huntley-Hatfield B/ 25- Vescovi S/ 30- James J/ 33- Plavsic U/	05:22	10-4	6	1.8634	6	0	2	2	1.1261
1- Chandler K/ 24- Powell J/ 25- Vescovi S/ 30- James J/ 33- Plavsic U/	04:28	7-10	-3	1.5672	5	0	1	2	1.1667
1- Chandler K/ 5- Zeigler Z/ 10- Fulkerson J/ 12- Bailey Jr. V/ 30- James J/	03:49	6-6	0	1.5721	3	2	1	2	1.0204
5- Zeigler Z/ 10- Fulkerson J/ 15- Mashack J/ 24- Powell J/ 30- James J/	02:35	7-7	0	2.7097	1	1	2	2	1.1905
0- Aidoo J/ 5- Zeigler Z/ 10- Fulkerson J/ 25- Vescovi S/ 30- James J/	02:28	10-3	7	4.0541	3	1	0	3	1.8797
5- Zeigler Z/ 10- Fulkerson J/ 15- Mashack J/ 25- Vescovi S/ 30- James J/	02:22	7-0	7	2.9577	5	0	0	1	1.8041
5- Zeigler Z/ 10- Fulkerson J/ 24- Powell J/ 30- James J/ 33- Plavsic U/	01:46	0-9	-9	0.0000	0	0	0	0	0.0000
2- Huntley-Hatfield B/ 5- Zeigler Z/ 10- Fulkerson J/ 12- Bailey Jr. V/ 24- Powell J/	01:28	2-4	-2	1.3636	2	0	0	0	1.0000
2- Huntley-Hatfield B/ 5- Zeigler Z/ 25- Vescovi S/ 30- James J/ 33- Plavsic U/	01:25	3-4	-1	2.1176	0	0	0	1	3.0000
0- Aidoo J/ 5- Zeigler Z/ 10- Fulkerson J/ 24- Powell J/ 30- James J/	01:23	2-2	0	1.4458	1	0	0	1	0.8197
1- Chandler K/ 2- Huntley-Hatfield B/ 10- Fulkerson J/ 12- Bailey Jr. V/ 25- Vescovi S/	01:21	1-0	1	0.7407	2	0	0	0	0.4310
2- Huntley-Hatfield B/ 5- Zeigler Z/ 10- Fulkerson J/ 24- Powell J/ 30- James J/	01:03	1-0	1	0.9524	1	0	0	0	0.4098
2- Huntley-Hatfield B/ 5- Zeigler Z/ 15- Mashack J/ 24- Powell J/ 30- James J/	00:52	1-2	-1	1.1538	1	0	0	0	0.6944
2- Huntley-Hatfield B/ 5- Zeigler Z/ 12- Bailey Jr. V/ 25- Vescovi S/ 33- Plavsic U/	00:44	0-1	-1	0.0000	0	0	1	0	0.0000
1- Chandler K/ 2- Huntley-Hatfield B/ 12- Bailey Jr. V/ 25- Vescovi S/ 33- Plavsic U/	00:42	2-3	-1	2.8571	0	0	0	0	1.1364
1- Chandler K/ 10- Fulkerson J/ 12- Bailey Jr. V/ 25- Vescovi S/ 30- James J/	00:40	0-0	0	0.0000	1	0	0	0	0.0000
1- Chandler K/ 5- Zeigler Z/ 10- Fulkerson J/ 24- Powell J/ 30- James J/	00:22	0-1	-1	0.0000	0	0	1	0	0.0000
5- Zeigler Z/ 15- Mashack J/ 25- Vescovi S/ 30- James J/ 33- Plavsic U/	00:18	1-0	1	3.3333	0	0	0	0	1.1364
1- Chandler K/ 5- Zeigler Z/ 10- Fulkerson J/ 15- Mashack J/ 30- James J/	00:16	1-0	1	3.7500	0	0	0	0	2.2727
5- Zeigler Z/ 10- Fulkerson J/ 12- Bailey Jr. V/ 24- Powell J/ 30- James J/	00:13	0-0	0	0.0000	0	0	0	0	0.0000
2- Huntley-Hatfield B/ 5- Zeigler Z/ 24- Powell J/ 30- James J/ 33- Plavsic U/	00:07	0-1	-1	0.0000	0	0	1	0	0.0000
2- Huntley-Hatfield B/ 5- Zeigler Z/ 24- Powell J/ 25- Vescovi S/ 33- Plavsic U/	00:03	0-0	0	0.0000	0	0	0	0	0.0000
0- Aidoo J/ 5- Zeigler Z/ 24- Powell J/ 30- James J/ 33- Plavsic U/	00:02	0-0	0	0.0000	0	0	0	0	0.0000