




VANDERBILT®

2022 BASEBALL GAME NOTES



Vanderbilt Athletic Communications • 2601 Jess Neely Dr. Nashville, TN 37212
Baseball Contact: Josh Foster • Cell: 205.213.5091 • Email: joshua.foster@vanderbilt.edu
VUCommodores.com • Twitter: @VandyBoys

2022 SCHEDULE/RESULTS

OVERALL: 2-2 | SEC: 0-0 | H: 2-2 | A: 0-0 | N: 0-0

FEBRUARY		All Times CT
18	#7 Oklahoma State	W, 3-0 Nashville, Tenn.
19	#7 Oklahoma State	L, 4-3 Nashville, Tenn.
20	#7 Oklahoma State	L, 7-5 Nashville, Tenn.
22	North Alabama	Postponed Nashville, Tenn.
23	Evansville	W, 9-0 (6 inn.) Nashville, Tenn.
25	Army	4:30 p.m. Nashville, Tenn.
26	Army	2 p.m. Nashville, Tenn.
27	Army	1 p.m. Nashville, Tenn.

MARCH		
1	Central Arkansas	4:30 p.m. Nashville, Tenn.
4	at Hawaii	10:35 p.m. Honolulu, Hawaii
5	at Hawaii (DH)	5:05 p.m. Honolulu, Hawaii
6	at Hawaii	5:05 p.m. Honolulu, Hawaii
11	Wagner	4:30 p.m. Nashville, Tenn.
12	Wagner	2 p.m. Nashville, Tenn.
13	Wagner	1 p.m. Nashville, Tenn.
15	Michigan	6 p.m. Nashville, Tenn.
18	Missouri	6 p.m. Nashville, Tenn.
19	Missouri*	2 p.m. Nashville, Tenn.
20	Missouri	1 p.m. Nashville, Tenn.
22	vs. Belmont^	6 p.m. Nashville, Tenn.
25	at South Carolina*	7 p.m. Columbia, S.C.
26	at South Carolina	6 p.m. Columbia, S.C.
27	at South Carolina	1 p.m. Columbia, S.C.
29	vs. Lipscomb^	6 p.m. Nashville, Tenn.

APRIL		
1	Tennessee*	6 p.m. Nashville, Tenn.
2	Tennessee*	7 p.m. Nashville, Tenn.
3	Tennessee*	1 p.m. Nashville, Tenn.
5	Austin Peay	6 p.m. Nashville, Tenn.
8	at Auburn*	Auburn, Ala.
9	at Auburn*	TBA Auburn, Ala.
10	at Auburn*	1 p.m. Auburn, Ala.
12	Western Kentucky	6 p.m. Nashville, Tenn.
15	Florida*	6 p.m. Nashville, Tenn.
16	Florida*	6 p.m. Nashville, Tenn.
17	Florida*	Noon Nashville, Tenn.
19	Tennessee Tech	6 p.m. Nashville, Tenn.
22	at Kentucky*	5:30 p.m. Lexington, Ky.
23	at Kentucky*	11 a.m. Lexington, Ky.
24	at Kentucky*	Noon Lexington, Ky.
28	Texas A&M*	7 p.m. Nashville, Tenn.
29	Texas A&M*	6 p.m. Nashville, Tenn.
30	Texas A&M*	2 p.m. Nashville, Tenn.

MAY		
3	Louisville	6 p.m. Nashville, Tenn.
6	at Georgia*	5:30 p.m. Athens, Ga.
7	at Georgia*	1 p.m. Athens, Ga.
8	at Georgia*	Noon Athens, Ga.
10	Indiana State	6 p.m. Nashville, Tenn.
13	at Arkansas*	6:30 p.m. Fayetteville, Ark.
14	at Arkansas*	6:30 p.m. Fayetteville, Ark.
15	at Arkansas*	2 p.m. Fayetteville, Ark.
17	Middle Tennessee State	6 p.m. Nashville, Tenn.
19	LSU*	6 p.m. Nashville, Tenn.
20	LSU*	6 p.m. Nashville, Tenn.
21	LSU*	2 p.m. Nashville, Tenn.
24-29	SEC Tournament%	TBA Hoover, Ala.

JUNE		
3-6	NCAA Regionals	TBA TBD
10-12	NCAA Super Regionals	TBA TBD
18-25	College World Series	TBA Omaha, Neb.

* Southeastern Conference game

^ First Horizon Park

% Hoover Met Stadium

+ NCAA College World Series (Omaha, Neb.)

GAMES 5-7



VANDERBILT

Record: 2-2 Overall, 0-0 SEC

Home / Away / Neutral: 2-2 / 0-0 / 0-0

Rankings: D1: 5 | NCBWA: 9 | Coaches: 2

BA: 7 | CB: 4 | PG: 5

Head Coach: Tim Corbin

Career Record: 910-517-1 (25th)

Record at Vanderbilt: 804-379-1 (20th)



ARMY

Record: 1-2 Overall, 0-0 Patriot League

Home / Away / Neutral: 0-0 / 0-0 / 1-2

Rankings: D1: -- | NCBWA: -- | Coaches: --

BA: -- | CB: -- | PG: --

Head Coach: Jim Foster

Career Record: 400-347-3 (15th)

Record at Army: 132-117 (6th)

TRENDING: Vanderbilt welcomes Army to Hawkins Field this weekend for a three-game series.

- Vandy got back in the win column on Wednesday, defeating Evansville, 9-0, in a six-inning contest that was shortened due to inclement weather.
- The Commodores have registered shutouts in two of their four matchups this season, while the Vanderbilt pitching staff owns a 2.45 ERA to rank fifth in the SEC.

WORKING FROM HOME: The Commodores have been tough to beat at Hawkins Field since the facility opened its gates in 2002.

- Vanderbilt is 512-174-1 (.746) all-time at Hawkins Field, including a 404-115-1 (.778) mark since 2007.
- Against nonconference opponents at the facility, Vanderbilt is 304-55 (.847). Since 2007 at home vs. nonconference teams, the Commodores are 238-38 (.862).
- The Commodores have won 17 of their last 19 regular season home series. Vandy has won 64-of-78 three-game sets at The Hawk since 2011.

BACK FOR SECONDS: After experiencing great success as a freshman last season, sophomore **Enrique Bradfield Jr.** looks to keep things going in year two.

- Bradfield concluded the 2021 season with unanimous Freshman All-America honors and consensus All-America recognition.
- The Hialeah, Florida, native became the third player in program history to be named SEC Freshman of the Year, while also being named to the ABCA/Rawlings Gold Glove Team.

PRESEASON ALL-AMERICA: Four different Commodores were named to various preseason All-America teams, headlined by the duo of **Nick Maldonado** and **Enrique Bradfield Jr.**, who were recognized as All-Americans by five different publications.

- Bradfield received second team All-America honors from Baseball America, Collegiate Baseball, D1Baseball and Perfect Game, while the NCBWA tabbed the sophomore outfielder to its first team.
- Maldonado received first-team recognition from D1Baseball, while earning second-team distinction from Baseball America, Collegiate Baseball and the NCBWA, and third-team honors from Perfect Game.
- Dominic Keegan** garnered first-team All-America honors from both the NCBWA and Perfect Game, while receiving a second-team selection from Collegiate Baseball.
- Carter Young** was the fourth Commodore to receive All-America honors, landing on Collegiate Baseball's second team. Vanderbilt's four selections on the Collegiate Baseball preseason list tied for the most in the SEC.

SERIES HISTORY: Friday's series opener will mark just the second time that Vanderbilt and Army have met in the all-time history between the two programs.

- The Commodores own a 1-0 advantage in the all-time series.
- Vanderbilt and Army met early in the 1990 season, as the Commodores earned a 7-3 victory in the matchup.

OPENING DAY DOMINANCE: Junior right-hander **Chris McElvain** posted an incredible performance in his season debut on Opening Day against No. 7 Oklahoma State.

- McElvain earned his first win of the season, pitching 4.0 shutout innings and limiting the Cowboys to just four hits.
- The right-hander racked up a career-high 10 strikeouts, punching out over half the batters he faced.
- His 10 punchouts marked the most of a Vanderbilt Opening Day starter in at least 15 seasons.
- With his performance, McElvain was recognized as a National Player of the Week by Collegiate Baseball.

FIRST-YEAR STARTERS: Vanderbilt fields a young pitching staff this spring, after losing several key arms from the 2021 roster.

- The Commodores have started true freshmen in two of their four games this season in lefties Carter Holton and Devin Futrell.
- Junior Nick Maldonado made his first career start last Saturday, as he transitions to a starter role this season after serving as a key reliever in 2021.
- The Commodore returners combined to start just 29 of Vanderbilt's 67 contests last season -- a 43 percent mark.

EVERY DAY IS MEMORIAL DAY: The Vanderbilt baseball team will have some new-look footwear in 2022 to don with the team's USA uniforms which are worn in each home series finale.

- Vandy has partnered with Memories of Honor to help keep the memory alive of United States military members who have passed away.
- Each Vanderbilt student-athlete, coach and on-field staff member will wear cleats and/or shoes with the names of fallen service men and women inscribed on the exterior of the footwear.
- Not only will the Commodores be recognizing service men and women who have perished, but the names on their respective shoes will also coincide with their home state.

THE KOMMODORES: The Vanderbilt pitching staff totaled 45 strikeouts on Opening Weekend against No. 7 Oklahoma State.

- The Commodores averaged 15.0 strikeouts per nine innings -- a mark that ranked fifth in the nation and led the SEC entering the week.
- Eleven of the 12 Vanderbilt pitchers who have made an appearance this season have recorded at least one strikeout.

EMERGENCE OF VAZ: Senior **Javier Vaz** looks to carry momentum into the 2022 season, after stepping up in a big way for the Commodores during their 2021 postseason run.

- After making only start prior to the postseason, Vaz started 10 of Vanderbilt's 12 games in the 2021 NCAA Tournament.
- Vaz reached base safely in nine of his 10 starts across the postseason last year.

FIRST ROUND BOUND: The Vanderbilt pitching duo of Jack Leiter and Kumar Rocker were both selected in the top 10 of the 2021 MLB Draft.

- Leiter was picked second overall to the Texas Rangers, while Rocker went 10th to the New York Mets.
- It marked the third time in program history that the Commodores boasted multiple top-10 picks in a single draft, which is the most of any school.
- It marked the third time in program history that the Commodores boasted multiple top-10 picks in a single draft, which is the most of any school.
- Vanderbilt is just one of two programs to have multiple top-10 picks at least twice, joining Arizona State, who had multiple top-10 selections in 1976 and 1978.
- David Price and Casey Weathers were both top-10 picks in the 2007 draft, while Dansby Swanson and Carson Fulmer went in the top 10 in the 2015 draft.

PRESEASON SEC HONORS: Vanderbilt was picked as favorites in the SEC East, while three Commodores were recognized on the coaches' preseason all-conference team.

- The Vandy trio of Enrique Bradfield Jr., Dominic Keegan and Nick Maldonado each received first-team honors.
- The Commodores tied LSU for the most first-team selections in the conference.

YEAR 20 ON DECK: Vanderbilt skipper **Tim Corbin** enters his 20th season at the helm of the Commodore baseball program.

- Corbin's record of 804-379-1 (.680) is first all-time in wins at Vanderbilt and first in winning percentage for coaches with 100 games or more.

THE STREAK CONTINUES: Vanderbilt's stretch of 15 consecutive NCAA Tournament appearances (2006-21) under head coach **Tim Corbin** is tied for the longest streak by a head coach in SEC history.

- The streak marks the second-longest active stretch in NCAA Division I, trailing only Florida State.
- Corbin is one of three active SEC head coaches to reach the NCAA Tournament 13 or more consecutive times.

C	Coach	Streak	Start-End
	Tim Corbin	15	2006-present
	Dave Van Horn (Ark.)	13	2003-2015
	Skip Bertman (LSU)	13	1989-2001
	Rob Childress (A&M)	13	2007-2019
	Ray Tanner (USC)	13	2000-2012
	Kevin O'Sullivan (UF)	13	2008-present

WHAT'S NEXT: Vanderbilt wraps up its homestand on Tuesday afternoon with a midweek matchup against Central Arkansas.

- Following the two midweek tilt, Vanderbilt will head to Hawaii (March 4-6) for its first road trip of the season to face the Rainbow Warriors in a four-game series.

VANDERBILT RECORD WHEN ...

2022

SEC Standing	_____	--
SEC East Standing	_____	--
Home/Road/Neutral	_____	2-2/0-0/0-0
Day/Night	_____	2-2/0-0
vs. RH/LH starters	_____	1-2/1-0
Leading after 6 innings	_____	1-0
Tied after 6 innings	_____	0-0
Trailing after 6 innings	_____	0-2
Leading after 7 innings	_____	1-0
Tied after 7 innings	_____	0-0
Trailing after 7 innings	_____	0-2
Leading after 8 innings	_____	1-0
Tied after 8 innings	_____	0-1
Trailing after 8 innings	_____	0-1
Vanderbilt scores first	_____	2-1
Opponents score first	_____	0-1
Shutouts	_____	2-0
Scoring less than 3 runs	_____	0-0
Scoring 3 to 5 runs	_____	1-2
Scoring 6 or more runs	_____	1-0
Vanderbilt hits HR/hit 0 HR	_____	2-1/0-1
1-run/2-run games	_____	0-1/0-1
Walk-offs	_____	0-0
Extra innings (home/road/neutral)	_____	0-0/0-0/0-0
Series openers/finales	_____	1-0/0-1
Series W-L (home)	_____	0-1
Series W-L (road)	_____	0-0
Series W-L (neutral)	_____	0-0
Series W-L (total)	_____	0-1
Three-game sweeps (home/road)	_____	0-0/0-0
Come-from-behind-wins	_____	0

UPCOMING CAREER MILESTONES

Enrique Bradfield Jr.	_____	100 Hits (84)
Dominic Keegan	_____	100 Hits (95)
Chris McElvain	_____	100 Strikeouts (75)
Parker Noland	_____	100 Hits (81)
Carter Young	_____	100 Hits (82)

2022 TEAM LEADERS

Batting	
Hits	_____ Spencer Jones (7)
Doubles	_____ Spencer Jones (4)
Triples	_____ N/A (0)
HR	_____ Three players (1)
RBIs	_____ Three players (3)
Runs	_____ Spencer Jones/Enrique Bradfield Jr. (4)
SB	_____ Enrique Bradfield Jr. (2)
BB	_____ Javier Vaz/Enrique Bradfield Jr. (4)
AVG	_____ Spencer Jones (.467)
OBP	_____ Javier Vaz (.636)
SLG	_____ Javier Vaz (1.000)

Pitching	
ERA (reliever)	_____ Five players (0.00)
ERA (starter)	_____ Chris McElvain/Devin Futrell (0.00)
Wins	_____ Chris McElvain/Devin Futrell (1)
Saves	_____ Thomas Schultz (1)
Appearances	_____ Thomas Schultz (1)
Starts	_____ Four players (1)
Innings (reliever)	_____ Patrick Reilly (4.0)
Innings (starter)	_____ Four players (4.0)
Strikeouts (reliever)	_____ Patrick Reilly (8)
Strikeouts (starter)	_____ Chris McElvain (10)

VANDERBILT IN THE NATIONAL RANKINGS

DATE	BA	NCBWA	CB	USA	D1	PG
Preseason	2	2	2	2	3	1
Feb. 21	7	9	4	2	5	5
Feb. 28	--	--	--	--	--	--
March 7	--	--	--	--	--	--
March 14	--	--	--	--	--	--
March 21	--	--	--	--	--	--
March 28	--	--	--	--	--	--
April 4	--	--	--	--	--	--
April 11	--	--	--	--	--	--
April 18	--	--	--	--	--	--
April 25	--	--	--	--	--	--
May 2	--	--	--	--	--	--
May 9	--	--	--	--	--	--
May 16	--	--	--	--	--	--
May 23	--	--	--	--	--	--
May 30	--	--	--	--	--	--
June 6	--	--	--	--	--	--
June 15	--	--	--	--	--	--
FINAL						

*For consistency, Vanderbilt uses the D1Baseball.com (D1) poll as its primary ranking.

PROBABLE PITCHING MATCHUP

DATE	OPPONENT	VANDERBILT STARTER	OPPOSING STARTER
Feb. 25	Army	RHP Chris McElvain (1-0, 0.00 ERA)	LHP Connelly Early (1-0, 0.00 ERA)
Feb. 26	Army	LHP Carter Holton (0-0, 9.00 ERA)	RHP Anthony LoRico (0-0, 0.00 ERA)
Feb. 27	Army	RHP Nick Maldonado (0-1, 4.50 ERA)	TBD

PITCHING GAME-BY-GAME AND CAREER STATS

#17 RYAN GINTHER, LHP - FR.

MOST RECENT APP: N/A

IN SEC PLAY (2022): --

- In-state product who attended Station Camp High School (Hendersonville, Tenn.)
- The top-ranked left-handed pitcher in the state of Tennessee according to Perfect Game
- 2020 Perfect Game All-American Classic participant
- Helped lead Station Camp to a district championship in 2019

CAREER TOTALS

YEAR	ERA	W-L	APP/GS	SV	IP	H	R	ER	BB	SO	B/AVG
2022	--	--	--	--	--	--	--	--	--	--	--
TOTALS	--	--	--	--	--	--	--	--	--	--	--

#20 CARTER HOLTON, LHP - FR.

MOST RECENT APP: (2/20 vs. Oklahoma State)S, 4.0 IP, 3 H, 4 R/4 ER, 3 BB/7 K

IN SEC PLAY (2022): --

- Nation's top left-handed pitcher according to Perfect Game
- 2020 Perfect Game All-American Classic participant
- Tossed three perfect games and two no-hitters over the course of his high school career
- Drafted in the 19th round of the 2021 MLB Draft by the Milwaukee Brewers out of high school

2022 SEASON TOTALS

OPPONENT	ERA	W-L	G/GS	IP	H	R	ER	BB	SO	HR	NP
(2/20) Oklahoma State	9.00	0-0-0	1/1	4.0	3	4	4	3	7	1	70
TOTALS	9.00	0-0-0	1/1	4.0	3	4	4	3	7	1	--

CAREER TOTALS

YEAR	ERA	W-L	APP/GS	SV	IP	H	R	ER	BB	SO	B/AVG
2022	9.00	0-0	1/1	0	4.0	3	4	4	3	7	.214
TOTALS	9.00	0-0	1/1	0	4.0	3	4	4	3	7	.214

#29 NICK MALDONADO, RHP - JR.

MOST RECENT APP: (2/19 vs. Oklahoma State) 4.0, 6 H, 4 R/2 ER, 1 BB/3 K

IN SEC PLAY (2022): --

- Made a team-high 28 appearances in 2021
- Sported a 2.31 ERA last season -- the lowest of all Commodore relief pitchers
- Tied for the team lead in saves with nine last campaign
- Majoring in human and organizational development

2022 SEASON TOTALS

OPPONENT	ERA	W-L	G/GS	IP	H	R	ER	BB	SO	HR	NP
(2/19) Oklahoma State	4.50	0-1-0	1/1	4.0	6	4	2	1	3	0	68
TOTALS	4.50	0-1-0	1/1	4.0	6	4	2	1	3	0	--

2021 SEASON TOTALS

OPPONENT	ERA	W-L	G/GS	IP	H	R	ER	BB	SO	HR	NP
(2/22) Wright State-2	0.00	0-0-0	1/0	1.0	0	0	0	2	1	0	27
(2/26) Georgia State	0.00	0-0-0	1/0	1.2	0	0	0	0	1	0	14
(2/28) Georgia State-1	0.00	0-0-0	1/0	1.2	0	0	0	0	2	0	19
(3/7) Illinois-Chicago	0.00	0-0-0	1/0	1.0	2	0	0	0	2	0	25
(3/13) at Oklahoma State	0.00	0-0-0	1/0	1.0	0	0	0	0	2	0	10
(3/16) Belmont	0.00	0-0-1	1/0	1.0	1	0	0	0	1	0	14
(3/21) South Carolina	2.16	0-1-0	1/0	1.0	2	2	2	0	2	0	15
(3/27) at Missouri	1.59	0-0-0	1/0	3.0	1	0	0	0	4	0	37
(4/2) at LSU	1.26	0-0-1	1/0	3.0	1	0	0	1	4	0	39
(4/8) Georgia	1.17	0-0-0	1/0	1.0	0	0	0	0	1	0	12
(4/9) Georgia	1.10	1-0-0	1/0	1.0	1	0	0	0	1	0	10
(4/16) at Tennessee	0.98	0-0-0	1/0	2.0	0	0	0	0	2	0	30
(4/18) at Tennessee	0.90	0-0-0	1/0	1.2	0	0	0	0	2	0	13
(4/25) Mississippi State	0.77	0-0-1	1/0	3.1	0	0	0	1	4	0	33
(4/30) at Florida	0.72	0-0-0	1/0	1.2	2	0	0	0	4	0	37
(5/7) Alabama	0.66	0-0-1	1/0	2.1	1	0	0	1	1	0	33
(5/11) North Alabama	0.64	0-0-1	1/0	1.0	1	0	0	0	0	0	15
(5/16) at Ole Miss	1.15	0-0-0	1/0	3.0	4	2	2	0	1	1	39
(5/21) Kentucky	1.11	0-0-0	1/0	1.0	2	0	0	0	1	0	20
(5/22) Kentucky	2.12	0-1-0	1/0	1.2	4	4	4	0	3	1	35
(5/28) vs. Ole Miss	2.23	0-0-0	1/0	2.1	1	1	1	0	3	1	28
(6/5) Georgia Tech	2.52	0-0-1	1/0	3.0	1	2	2	1	4	1	47
(6/6) vs. Georgia Tech	2.50	0-0-1	1/0	0.1	0	0	0	0	0	0	3
(6/11) East Carolina	2.47	0-0-0	1/0	0.1	0	0	0	0	0	0	4
(6/12) vs. East Carolina	2.36	0-0-1	1/0	2.0	0	0	0	0	2	0	21
(6/19) vs. Arizona	2.42	0-0-0	1/0	2.2	2	1	1	0	4	0	48
(6/23) vs. Stanford	2.45	0-0-0	1/0	3.0	4	1	1	1	3	0	51
(6/28) vs. Mississippi State	2.31	0-0-1	1/0	3.0	2	0	0	0	4	0	46
TOTALS	2.31	1-2-9	28/0	50.2	32	13	13	7	59	4	--

2020 SEASON TOTALS

OPPONENT	ERA	W-L	G/GS	IP	H	R	ER	BB	SO	HR	NP
(2/16) vs. Cal Poly	0.00	0-0-0	1/0	2.0	1	0	0	0	0	0	23
(2/26) Saint Louis	4.50	0-0-0	1/0	2.0	6	2	2	0	5	0	42
(3/3) Central Arkansas	3.00	0-0-0	1/0	2.0	0	0	0	1	1	0	23
(3/11) Toledo	2.70	0-0-0	1/0	0.2	0	0	0	0	0	0	8
TOTALS	2.70	0-0-0	4/0	6.2	7	2	2	1	6	0	--

CAREER TOTALS

YEAR	ERA	W-L	APP/GS	SV	IP	H	R	ER	BB	SO	B/AVG
2020	2.70	0-0	4/0	0	6.2	7	2	2	1	6	.269
2021	2.31	1-2	28/0	9	50.2	32	13	13	7	59	.173
2022	4.50	0-1	1/1	0	4.0	6	4	2	1	3	.353
TOTALS	2.49	1-3	33/1	9	61.1	45	19	17	9	68	.197

#30 NELSON BERKWICH, LHP - SO.

MOST RECENT APP: (2/19 vs. Oklahoma State) 1.0 IP

IN SEC PLAY (2022): --

- Nation's 17th-best left-handed pitcher by Perfect Game
- 25-4 career record at American Heritage across 212.0 career innings
- 2017 USA Baseball Gold Medalist
- Majoring in human and organizational development

2022 SEASON TOTALS

OPPONENT	ERA	W-L	G/GS	IP	H	R	ER	BB	SO	HR	NP
(2/19) Oklahoma State	0.00	0-0-0	1/0	1.0	0	0	0	0	0	0	13
TOTALS	0.00	0-0-0	1/0	1.0	0	0	0	0	0	0	--

2021 SEASON TOTALS

OPPONENT	ERA	W-L	G/GS	IP	H	R	ER	BB	SO	HR	NP
(2/28) Georgia State-2	9.00	0-0-0	1/0	1.0	2	1	1	0	0	0	17
(3/26) at Missouri	4.50	0-0-0	1/0	1.0	2	3	0	1	1	1	24
(4/20) Austin Peay	3.00	0-0-0	1/0	1.0	0	0	0	0	2	0	8
(4/24) Mississippi State	2.25	0-0-0	1/0	1.0	1	0	0	0	1	0	14
(4/30) at Florida	6.23	0-0-0	1/0	0.1	3	3	2	0	1	1	16
(5/4) at Louisville	4.26	0-0-0	1/0	2.0	0	0	0	0	2	0	24
(5/11) North Alabama	3.24	1-0-0	1/0	2.0	0	0	0	1	2	0	37
(5/18) Florida International	2.79	0-0-0	1/0	1.1	1	0	0	0	4	0	19
(5/27) vs. Arkansas	2.31	0-0-0	1/0	2.0	1	0	0	1	1	0	33
(6/29) vs. Mississippi State	3.07	0-0-0	1/0	3.0	6	2	2	0	5	0	55
TOTALS	3.07	1-0-0	10/0	14.2	16	9	5	3	19	2	--

CAREER TOTALS

YEAR	ERA	W-L	APP/GS	SV	IP	H	R	ER	BB	SO	B/AVG
2021	3.07	1-0	10/0	0	14.2	16	9	5	3	19	.267
2022	0.00	0-0	1/0	0	1.0	0	0	0	0	0	.000
TOTALS	2.87	1-0	11/0	0	15.2	16	9	5	3	19	.254

#33 HUNTER OWEN, LHP - SO.

MOST RECENT APP: (2/20 vs. Oklahoma State) 3.0 IP, 5 H, 1 R/1 ER, 6 K

IN SEC PLAY (2022): --

- Maine's top-ranked overall player and southpaw according to Perfect Game
- 2019 Gatorade State Player of the Year in Maine
- Multi-sport athlete who competed in football for two years and basketball for four seasons
- Undeclared major

2022 SEASON TOTALS

OPPONENT	ERA	W-L	G/GS	IP	H	R	ER	BB	SO	HR	NP
(2/20) Oklahoma State	3.00	0-0-0	1/0	3.0	5	1	1	0	6	0	46
TOTALS	3.00	0-0-0	1/0	3.0	5	1	1	0	6	0	--

2021 SEASON TOTALS

OPPONENT	ERA	W-L	G/GS	IP	H	R	ER	BB	SO	HR	NP
(2/24) Western Kentucky	0.00	0-0-0	1/0	2.0	1	0	0	0	4	0	32
(2/28) Georgia State-1	5.40	0-0-0	1/0	1.1	1	2	2	2	1	0	26
(3/13) at Oklahoma State-2	4.15	0-0-0	1/0	1.0	0	0	0	2	0	0	20
(4/6) UT-Martin	4.26	0-0-0	1/0	2.0	2	1	1	2	3	0	34
(4/10) Georgia	4.05	0-0-0	1/0	0.1	1	0	0	0	0	0	6
(4/13) Eastern Kentucky	4.70	0-0-0	1/0	1.0	3	1	1	0	1	0	26
(4/18) at Tennessee	4.50	0-0-0	1/0	0.1	0	0	0	0	0	0	3
(4/20) Austin Peay	4.00	0-0-0	1/0	1.0	0	0	0	2	1	0	19
(4/24) Mississippi State	5.73	0-0-0	1/0	2.0	3	3	3	2	2	0	42
(5/1) at Florida	6.92	0-0-0	1/0	2.0	4	4	3	2	1	1	40
(5/4) at Louisville	6.43	0-0-0	1/0	1.0	0	0	0	0	1	0	15
(5/11) North Alabama	6.00	0-0-0	1/0	1.0	1	0	0	0	3	0	16
(5/16) at Ole Miss	8.04	0-0-0	1/0	0.2	3	6	4	1	0	2	19
(6/29) vs. Mississippi State	10.26	0-0-0	1/0	1.0	3	5	5	2	2	0	40
TOTALS	10.26	0-0-0	14/0	16.2	22	22	19	15	19	3	--

CAREER TOTALS

YEAR	ERA	W-L	APP/GS	SV	IP	H	R	ER	BB	SO	B/AVG
2021	10.26	0-0	14/0	0	16.2	22	22	19	15	19	.314
2022	3.00	0-0	1/0	0	3.0	5	1	1	0	6	.385
TOTALS	9.15	0-0	15/0	0	19.2	27	23	20	15	25	.325

PITCHING GAME-BY-GAME AND CAREER STATS

#35 CHRIS MCELVAIN, RHP - JR.

MOST RECENT APP: (2/18 vs. Oklahoma State) W, GS, 4.0 IP, 4 H, 1 BB/10 K
IN SEC PLAY (2022): --

- Tallied five wins last campaign, which placed him third on the squad
- Registered 58 strikeouts in 2021, good for third-best amongst Commodore relievers
- Helped Summit High School (Thompson Station, Tenn.) to a pair of state final fours
- Majoring in medicine, health and society

2022 SEASON TOTALS

OPPONENT	ERA	W-L-S	G/GS	IP	H	R	ER	BB	SO	HR	NP
(2/18) Oklahoma State	0.00	1-0-0	1/1	4.0	4	0	0	1	10	0	79
TOTALS	0.00	1-0-0	1/1	4.0	4	0	0	1	10	0	--

2021 SEASON TOTALS

OPPONENT	ERA	W-L-S	G/GS	IP	H	R	ER	BB	SO	HR	NP
(2/22) Wright State-1	3.00	0-0-1	1/0	3.0	3	1	1	1	5	0	55
(2/27) Georgia State	6.75	0-0-0	1/0	2.1	2	3	3	1	2	0	36
(3/5) Illinois-Chicago	5.68	0-0-0	1/0	1.0	0	0	0	1	1	0	19
(3/9) Memphis	4.91	0-0-0	1/0	1.0	1	0	0	2	2	0	27
(3/14) at Oklahoma State	4.32	0-0-0	1/0	1.0	0	0	0	0	2	0	12
(3/23) Lipscomb	3.86	0-0-0	1/0	1.0	0	0	0	1	3	0	23
(3/26) at Missouri	3.48	0-0-0	1/0	1.0	0	0	0	1	3	0	21
(4/6) UT-Martin	2.92	1-0-0	1/0	2.0	0	0	0	0	4	0	29
(4/10) Georgia	3.31	0-0-0	1/0	4.0	2	2	2	1	2	0	49
(4/18) at Tennessee	3.54	1-0-0	1/0	4.0	3	2	2	2	4	2	66
(4/25) Mississippi State	3.16	1-0-0	1/0	5.1	5	1	1	2	4	1	77
(5/2) at Florida	4.40	0-1-0	1/1	3.0	5	5	5	4	4	0	80
(5/8) Alabama	4.11	0-0-0	1/0	2.0	1	0	0	0	1	0	21
(5/15) at Ole Miss	4.01	0-0-1	1/0	3.0	3	1	1	2	4	0	53
(5/21) Kentucky	3.86	1-0-0	1/0	1.1	2	0	0	0	0	0	15
(5/22) Kentucky	3.72	0-0-0	1/0	1.1	0	0	0	2	1	0	29
(5/27) vs. Arkansas	3.79	0-0-0	1/0	1.2	1	1	1	1	1	0	36
(6/6) Georgia Tech	4.02	0-0-0	1/0	2.1	3	2	2	1	6	1	49
(6/19) vs. Arizona	3.92	1-0-0	1/0	1.0	1	0	0	0	2	0	13
(6/23) vs. Stanford	3.77	0-0-0	1/0	1.2	2	0	0	1	3	0	30
(6/25) vs. NC State	3.71	0-0-0	1/0	0.2	1	0	0	1	1	0	18
(6/30) vs. Mississippi State	4.34	0-0-0	1/0	2.0	4	4	4	3	3	2	45
TOTALS	4.34	5-1-2	22/1	45.2	39	22	22	27	58	6	--

2020 SEASON TOTALS

OPPONENT	ERA	W-L-S	G/GS	IP	H	R	ER	BB	SO	HR	NP
(2/16) vs. Cal Poly	15.43	0-0-0	1/0	2.1	4	4	4	2	0	0	53
(2/21) Illinois-Chicago	10.80	0-0-0	1/0	1.0	1	0	0	1	1	0	17
(2/25) Evansville	6.75	0-0-0	1/0	2.0	0	0	0	0	0	0	27
(2/29) Hawaii	6.14	0-0-0	1/0	2.0	2	1	1	0	3	0	33
(3/3) Central Arkansas	5.40	0-0-0	1/0	1.0	1	0	0	0	2	0	18
(3/11) Toledo	4.82	0-0-0	1/0	1.0	0	0	0	1	1	0	16
TOTALS	4.82	0-0-0	6/0	9.1	8	5	5	4	7	0	--

CAREER TOTALS

YEAR	ERA	W-L	APP/GS	SV	IP	H	R	ER	BB	SO	B/AVG
2020	4.82	0-0	6/0	0	9.1	8	5	5	4	7	.222
2021	4.34	5-1	22/1	2	45.2	39	22	22	27	58	.232
2022	0.00	1-0	1/1	0	4.0	4	0	0	1	10	.250
TOTALS	4.12	6-1	29/2	2	59.0	51	27	27	32	75	.232

#36 GRAYSON MOORE, RHP - SO.

MOST RECENT APP: (2/19 vs. Oklahoma State) 3.0 IP, 1 BB/5 K
IN SEC PLAY (2022): --

- 1.50 ERA across 17.2 innings during his shortened senior season
- Led Lake Mary High School (Lake Mary, Fla.) to a conference championship and District 9A championship in 2018
- Spanish Honor Society and National Honor Society member
- Undeclared major

2022 SEASON TOTALS

OPPONENT	ERA	W-L-S	G/GS	IP	H	R	ER	BB	SO	HR	NP
(2/19) Oklahoma State	0.00	0-0-0	1/0	3.0	0	0	0	1	5	0	48
TOTALS	0.00	0-0-0	1/0	3.0	0	0	0	1	5	0	--

2021 SEASON TOTALS

OPPONENT	ERA	W-L-S	G/GS	IP	H	R	ER	BB	SO	HR	NP
(2/24) Western Kentucky	0.00	0-0-0	1/0	1.0	0	0	0	1	2	0	18
(2/28) Georgia State-1	0.00	0-0-0	1/0	1.0	0	0	0	2	0	0	17
(3/5) Illinois-Chicago	0.00	0-0-0	1/0	1.0	1	0	0	1	0	0	22
(4/8) Georgia	5.40	0-0-0	1/0	2.0	4	5	3	0	2	4	31
(5/18) FIU	9.00	0-0-0	1/0	1.0	3	3	3	0	2	1	28
TOTALS	9.00	0-0-0	5/0	6.0	8	8	6	4	6	5	--

CAREER TOTALS

YEAR	ERA	W-L	APP/GS	SV	IP	H	R	ER	BB	SO	B/AVG
2021	9.00	0-0	5/0	0	6.0	8	8	6	4	6	.308
2022	0.00	0-0	1/0	0	3.0	0	0	0	1	5	.000
TOTALS	6.00	0-0	6/0	0	9.0	8	8	6	5	11	.229

#40 SAM HLIBOKI, RHP - JR.

MOST RECENT APP: --
IN SEC PLAY (2022): --

- Suffered a season-ending injury during April 2021
- 2019 Daily News Pitcher of the Year
- Went 9-1 with a 1.37 ERA and 0.78 WHIP in 72 innings as senior at Harvard-Westlake (Los Angeles, Calif.)
- Majoring in human and organizational development

2021 SEASON TOTALS

OPPONENT	ERA	W-L-S	G/GS	IP	H	R	ER	BB	SO	HR	NP
(2/22) Wright State -1	0.00	0-0-0	1/0	2.0	1	0	0	1	2	0	38
(2/27) Georgia State	1.50	0-0-0	1/1	4.0	4	1	1	0	7	1	68
(3/6) Illinois-Chicago	2.25	0-0-0	1/0	2.0	2	1	1	0	2	0	34
(3/13) at Oklahoma State-2	3.60	0-0-0	1/0	2.0	3	2	2	1	2	1	37
(3/16) Belmont	3.75	0-0-0	1/0	2.0	1	1	1	1	2	0	28
(3/23) Lipscomb	3.38	0-0-0	1/0	1.1	0	0	0	0	1	0	24
(3/25) at Missouri	2.76	0-0-1	1/0	3.0	2	0	0	0	1	1	41
(4/1) at LSU	2.33	0-0-1	1/0	3.0	0	0	0	0	1	0	32
(4/10) Georgia	2.70	0-0-0	1/0	0.2	2	1	1	0	2	0	15
TOTALS	2.70	0-0-2	9/1	20.0	15	6	6	4	20	2	--

2020 SEASON TOTALS

OPPONENT	ERA	W-L-S	G/GS	IP	H	R	ER	BB	SO	HR	NP
(2/15) vs. UConn	0.00	0-0-1	1/0	3.0	1	0	0	0	3	0	36
(2/22) Illinois-Chicago	0.00	0-0-0	1/0	2.2	0	0	0	0	3	0	31
(2/28) Hawaii	0.00	0-0-1	1/0	2.1	0	0	0	0	5	0	26
(3/1) Hawaii	0.00	0-0-0	1/0	2.2	1	0	0	1	2	0	43
(3/6) at UCLA	0.00	0-0-0	1/0	5.0	0	0	0	1	3	0	57
TOTALS	0.00	0-0-2	5/0	15.2	2	0	0	2	16	0	--

CAREER TOTALS

YEAR	ERA	W-L	APP/GS	SV	IP	H	R	ER	BB	SO	B/AVG
2020	0.00	0-0	5/0	2	15.2	2	0	0	2	16	.043
2021	2.70	0-0	9/1	2	20.0	15	6	6	4	20	.203
2022	--	--	--	--	--	--	--	--	--	--	--
TOTALS	1.51	0-0	14/1	4	35.2	17	6	6	6	36	.142

#42 CHRISTIAN LITTLE, RHP - SO.

MOST RECENT APP: (2/20 vs. Oklahoma State) 1.0 IP, 1 K
IN SEC PLAY (2022): --

- Missouri's top-ranked overall prospect and right-hander according to Perfect Game
- 2020 Gatorade State Player of the Year in Missouri
- Father, Chris Little, was a member of the Houston Astros organization
- Undeclared major

2022 SEASON TOTALS

OPPONENT	ERA	W-L-S	G/GS	IP	H	R	ER	BB	SO	HR	NP
(2/20) Oklahoma State	0.00	0-0-0	1/0	1.0	0	0	0	0	1	0	24
TOTALS	0.00	0-0-0	1/0	1.0	0	0	0	0	1	0	--

2021 SEASON TOTALS

OPPONENT	ERA	W-L-S	G/GS	IP	H	R	ER	BB	SO	HR	NP
(2/24) Western Kentucky	0.00	1-0-0	1/1	3.0	3	1	0	0	1	0	31
(2/28) Georgia State-2	4.50	0-0-0	1/0	1.0	2	2	2	0	1	2	21
(3/9) Memphis	6.75	0-0-0	1/1	2.2	4	3	3	3	4	0	55
(3/16) Belmont	4.22	1-0-0	1/1	4.0	1	0	0	2	7	0	55
(3/23) Lipscomb	4.61	0-0-0	1/1	3.0	3	3	2	1	3	1	58
(3/30) Tennessee Tech	5.09	0-0-0	1/1	4.0	6	4	3	2	4	1	73
(4/6) UT-Martin	5.40	0-0-0	1/1	4.0	5	3	3	2	5	1	65
(4/13) Eastern Kentucky	5.16	0-0-0	1/0	1.0	0	0	0	1	2	0	28
(4/18) at Tennessee	5.16	0-0-0	1/0	0.0	0	0	0	1	0	0	8
(5/4) at Louisville	6.18	0-1-0	1/1	5.0	4	6	6	2	4	1	70
(5/18) FIU	5.57	1-0-0	1/1	4.2	2	1	1	1	6	1	65
(5/26) vs. Ole Miss	5.02	0-0-0	1/1	5.1	3	1	1	1	7	0	71
(6/23) vs. Stanford	4.87	0-0-0	1/1	3.0	4	4	1	2	3	1	70
(6/29) vs. Mississippi State	5.48	0-1-0	1/1	2.0	3	5	4	4	2	0	58
TOTALS	5.48	3-2-0	14/11	42.2	40	33	26	22	49	8	--

CAREER TOTALS

YEAR	ERA	W-L	APP/GS	SV	IP	H	R	ER	BB	SO	B/AVG
2021	5.48	3-2	14/11	0	42.2	40	33	26	22	49	.244
2022	0.00	0-0	1/0	0	1.0	0	0	0	0	1	.000
TOTALS	5.36	3-2	15/11	0	43.2	40	33	26	22	50	.238

PITCHING GAME-BY-GAME AND CAREER STATS

#44 DONYE EVANS, RHP - SO.

MOST RECENT APP: --

IN SEC PLAY (2022): --

- Georgia's fifth-best right-hander and 16th-rated overall prospect by Perfect Game
- 66 strikeouts across 51.1 innings of work as a junior at Redan, notching five wins
- Principal's list honoree as a senior
- Undeclared major

2021 SEASON TOTALS

OPPONENT	ERA	W-L-S	G/GS	IP	H	R	ER	BB	SO	HR	NP
(3/13) at Oklahoma State-2	9.00	0-0-0	1/0	1.0	2	2	1	0	1	0	22
(4/13) Eastern Kentucky	6.75	0-0-0	1/0	0.1	0	1	0		0	1	13
(4/17) at Tennessee	10.80	0-0-0	1/0	0.1	1	1	1	1	0	0	11
(4/20) Austin Peay	6.75	0-0-0	1/0	1.0	1	0	0	0	2	0	16
(5/1) at Florida	4.91	0-0-0	1/0	1.0	1	0	0	1	1	0	17
(5/4) at Louisville	7.36	0-0-0	1/0	0.0	1	1	1	0	0	1	3
(5/18) FIU	5.79	0-0-0	1/0	1.0	0	0	0	0	1	0	10
(6/29) vs. Mississippi State	4.76	0-0-0	1/0	1.0	1	0	0	0	0	0	14
TOTALS	4.76	0-0-0	8/0	5.2	7	5	3	2	6	1	--

CAREER TOTALS

YEAR	ERA	W-L	APP/GS	SV	IP	H	R	ER	BB	SO	B/AVG
2021	4.76	0-0	8/0	0	5.2	7	5	3	2	6	.269
2022	--	--	--	--	--	--	--	--	--	--	--
TOTALS	4.76	0-0	8/0	0	5.2	7	5	3	2	6	.269

#46 GAGE BRADLEY, RHP - SO.

MOST RECENT APP: --

IN SEC PLAY (2022): --

- Tennessee's fourth-ranked right-hander and seventh-rated overall prospect according to Perfect Game
- Two-time all-district across his prep career
- Led Rossview (Clarksville, Tenn.) to its first-ever state playoff appearance and championship in 2018
- Undeclared major

2021 SEASON TOTALS

OPPONENT	ERA	W-L-S	G/GS	IP	H	R	ER	BB	SO	HR	NP
(2/28) Georgia State-2	27.00	0-0-0	1/0	1.0	2	3	3	3	2	0	35
(5/18) FIU	13.50	0-0-0	1/0	1.0	0	0	0	0	1	0	12
TOTALS	13.50	0-0-0	2/0	2.0	2	3	3	3	3	0	--

CAREER TOTALS

YEAR	ERA	W-L	APP/GS	SV	IP	H	R	ER	BB	SO	B/AVG
2021	13.50	0-0	2/0	0	2.0	2	3	3	3	3	.250
2022	--	--	--	--	--	--	--	--	--	--	--
TOTALS	13.50	0-0	2/0	0	2.0	2	3	3	3	3	.250

#50 KYLE MAGRANS, RHP - FR.

MOST RECENT APP: --

IN SEC PLAY (2022): --

- In-state product who attended Clarksville High School (Clarksville, Tenn.)
- Rated the seventh-best right-handed pitcher in Tennessee according to Perfect Game
- Owned a 9-1 record on the mound in 2021, striking out 67 batters across 53.1 innings
- Helped Clarksville to a district championship, including the school's first appearance in the state playoffs since 2010

CAREER TOTALS

YEAR	ERA	W-L	APP/GS	SV	IP	H	R	ER	BB	SO	B/AVG
2022	--	--	--	--	--	--	--	--	--	--	--
TOTALS	--	--	--	--	--	--	--	--	--	--	--

#55 COLTON REGEN, RHP - FR.

MOST RECENT APP: --

IN SEC PLAY (2022): --

- In-state product who attended Mount Juliet High School (Lebanon, Tenn.)
- Batted .352 with 25 hits and 11 RBI across his senior season
- Two-time all-district honoree as a sophomore and senior
- Helped lead Mount Juliet to a 28-9 record in 2021, including a district runner-up finish

CAREER TOTALS

YEAR	ERA	W-L	APP/GS	SV	IP	H	R	ER	BB	SO	B/AVG
2022	--	--	--	--	--	--	--	--	--	--	--
TOTALS	--	--	--	--	--	--	--	--	--	--	--

#66 THOMAS SCHULTZ, RHP - JR.

MOST RECENT APP: (2/20 vs. Oklahoma State) L, 1.0 IP, 3 H, 2 R/2 ER, 2 K

IN SEC PLAY (2022): --

- Won Omaha Challenge for pitchers as a freshman
- Two-sport athlete who also competed in basketball in high school at Our Lady of Lourdes Regional (Mount Carmel, Pa.)
- Set school and area scoring record in basketball with 2,355 career points
- Double majoring in human and organizational development, and medicine, health and society

2022 SEASON TOTALS

OPPONENT	ERA	W-L-S	G/GS	IP	H	R	ER	BB	SO	HR	NP
(2/18) Oklahoma State	0.00	0-0-1	1/0	1.0	0	0	0	0	1	0	7
(2/20) Oklahoma State	9.00	0-1-0	1/0	1.0	3	2	2	0	2	0	26
TOTALS	9.00	0-1-1	2/0	2.0	3	2	2	0	3	0	--

2021 SEASON TOTALS

OPPONENT	ERA	W-L-S	G/GS	IP	H	R	ER	BB	SO	HR	NP
(2/22) Wright State-2	0.00	0-0-0	1/0	1.0	1	0	0	0	2	0	15
(2/26) Georgia State	3.38	0-1-0	1/1	4.1	4	2	2	2	4	0	75
(3/5) Illinois-Chicago	1.74	1-0-0	1/1	5.0	1	0	0	0	8	0	88
(3/14) at Oklahoma State	6.00	0-1-0	1/1	1.2	6	6	6	0	2	2	61
(3/21) South Carolina	6.19	0-0-0	1/1	4.0	4	3	3	0	4	2	61
(3/27) at Missouri	5.14	1-0-0	1/1	5.0	5	1	1	2	2	0	88
(4/3) at LSU	5.55	0-0-0	1/1	3.1	2	3	3	3	1	1	58
(4/13) Eastern Kentucky	5.04	1-0-0	1/1	6.0	2	0	0	3	4	1	101
(4/20) Austin Peay	4.21	1-0-0	1/1	6.0	2	0	0	3	4	0	86
(4/30) at Florida	4.62	0-0-0	1/0	0.2	1	2	2	3	0	0	29
(5/11) North Alabama	4.39	0-0-0	1/1	4.0	2	2	1	3	4	0	82
(5/27) vs. Arkansas	4.29	0-0-0	1/0	1.0	0	0	0	1	1	0	19
(6/4) Presbyterian	4.19	0-0-0	1/0	1.0	0	0	0	0	1	0	10
(6/30) vs. Mississippi State	4.09	0-0-0	1/0	1.0	1	0	0	0	0	0	16
TOTALS	4.09	4-2-0	14/9	44.0	33	21	20	18	40	6	--

2020 SEASON TOTALS

OPPONENT	ERA	W-L-S	G/GS	IP	H	R	ER	BB	SO	HR	NP
(2/18) South Alabama	0.00	0-0-1	1/0	4.0	2	0	0	0	7	0	55
(2/23) Illinois-Chicago	0.00	0-0-0	1/0	1.1	1	0	0	0	0	0	15
(2/29) Hawaii	0.87	0-1-0	1/1	5.0	3	1	1	1	6	0	68
(3/8) vs. TCU	0.66	0-0-0	1/0	3.1	3	0	0	2	4	0	59
TOTALS	0.66	0-1-1	4/1	13.2	9	1	1	3	17	0	--

CAREER TOTALS

YEAR	ERA	W-L	APP/GS	SV	IP	H	R	ER	BB	SO	B/AVG
2020	0.66	0-1	4/1	1	13.2	9	1	1	3	17	.184
2021	4.09	4-2	14/9	0	44.0	33	21	20	18	40	.209
2022	9.00	0-1	2/0	1	2.0	3	2	2	0	3	.333
TOTALS	3.47	4-4	20/10	2	59.2	45	24	23	21	60	.208

#77 BRETT HANSEN, LHP - SO.

MOST RECENT APP: --

IN SEC PLAY (2022): --

- California's top-ranked southpaw and 13th-best overall prospect according to Perfect Game
- 2018 California Mr. Baseball nominee
- Father, Matt Hansen, was a member of the BYU men's basketball team (1988)
- Majoring in human and organizational development

CAREER TOTALS

YEAR	ERA	W-L	APP/GS	SV	IP	H	R	ER	BB	SO	B/AVG
2022	--	--	--	--	--	--	--	--	--	--	--
TOTALS	--	--	--	--	--	--	--	--	--	--	--

PITCHING GAME-BY-GAME AND CAREER STATS

#88 PATRICK REILLY, RHP - SO.

MOST RECENT APP: (2/18 vs. Oklahoma State) 4.0 IP, 1 H, 4 BB/7 K

IN SEC PLAY (2022): --

- New Jersey's top-ranked right hander and second-rated overall prospect
- Led CBA to the 2019 Monmouth County Championship
- Father, Mike Reilly, was a member of the Villanova football team (1986-1990)
- Majoring in human and organizational development

2022 SEASON TOTALS

OPPONENT	ERA	W-L-S	G/GS	IP	H	R	ER	BB	SO	HR	NP
(2/18) Oklahoma State	0.00	0-0-0	1/0	4.0	1	0	0	4	7	0	63
TOTALS	0.00	0-0-0	1/0	4.0	1	0	0	4	7	0	--

2021 SEASON TOTALS

OPPONENT	ERA	W-L-S	G/GS	IP	H	R	ER	BB	SO	HR	NP
(2/24) Western Kentucky	0.00	0-0-0	1/0	1.0	1	0	0	0	1	0	14
(2/26) Georgia State	0.00	0-0-0	1/0	1.0	1	0	0	0	1	0	22
(3/5) Illinois-Chicago	0.00	0-0-0	1/0	1.0	0	0	0	0	2	0	17
(3/9) Memphis	0.00	1-0-0	1/0	3.1	1	0	0	0	4	0	45
(3/14) at Oklahoma State	2.89	0-0-0	1/0	3.0	4	3	3	2	4	2	61
(3/23) Lipscomb	2.25	1-0-0	1/0	2.2	1	0	0	2	3	0	56
(3/30) Tennessee Tech	1.93	1-0-0	1/0	2.0	1	0	0	0	2	0	21
(4/10) Georgia	3.18	0-1-0	1/1	3.0	3	3	3	1	3	1	56
(4/18) at Tennessee	3.60	0-0-0	1/1	3.0	2	2	2	3	5	2	66
(4/25) Mississippi State	4.87	0-0-0	1/1	0.1	2	3	3	4	1	0	29
(5/2) at Florida	4.24	0-0-0	1/0	3.0	1	0	0	1	5	0	48
(5/8) Alabama	3.86	1-0-0	1/1	7.0	2	2	2	2	9	1	108
(5/16) at Ole Miss	4.68	0-1-0	1/1	2.1	3	4	4	3	3	0	53
(5/22) Kentucky	4.54	0-0-0	1/1	5.0	4	2	2	3	3	1	76
(6/6) vs. Georgia Tech	4.89	0-0-0	1/1	4.2	4	6	4	3	6	1	98
(6/29) vs. Mississippi State	4.98	0-0-0	1/0	1.0	1	1	1	4	1	0	45
TOTALS	4.98	4-2-0	16/7	43.1	31	26	24	28	53	8	--

CAREER TOTALS

YEAR	ERA	W-L	APP/GS	SV	IP	H	R	ER	BB	SO	B/AVG
2021	4.98	4-2	16/7	0	43.1	31	26	24	28	53	.194
2022	0.00	0-0	1/0	0	4.0	1	0	0	4	7	.077
TOTALS	4.56	4-2	17/7	0	47.1	32	26	24	32	60	.185

#99 JACK ANDERSON, RHP - GR.

MOST RECENT APP: (2/19 vs. Oklahoma State) 1.0 IP, 1 BB/3 K

IN SEC PLAY (2022): --

- Graduate transfer from Princeton
- Struck out 30 batters across 38.1 innings of work for the Tigers
- Attended Montgomery Bell Academy (Nashville, Tenn.)
- Majoring in leadership and organizational performance

2022 SEASON TOTALS

OPPONENT	ERA	W-L-S	G/GS	IP	H	R	ER	BB	SO	HR	NP
(2/19) Oklahoma State	0.00	0-0-0	1/0	1.0	0	0	0	1	3	0	22
TOTALS	0.00	0-0-0	1/0	1.0	0	0	0	1	3	--	

CAREER TOTALS

YEAR	ERA	W-L	APP/GS	SV	IP	H	R	ER	BB	SO	B/AVG
2022	0.00	0-0	1/0	0	1.0	0	0	0	1	3	.000
TOTALS	0.00	0-0	1/0	0	1.0	0	0	0	1	3	.000

#95 DEVIN FUTRELL, LHP - FR.

MOST RECENT APP: (2/23 vs. Evansville) GS, W, 4.0 IP, 1 H, 8 K

IN SEC PLAY (2022): --

- Attended American Heritage High School (Pembroke Pines, Fla.)
- Florida's second-best southpaw according to Perfect Game
- Owned a 0.67 ERA as a senior in 2021, while posting 78 strikeouts and finishing with an 8-1 record
- Registered 180 strikeouts across his four prep seasons

2022 SEASON TOTALS

OPPONENT	ERA	W-L-S	G/GS	IP	H	R	ER	BB	SO	HR	NP
(2/23) Evansville	0.00	1-0-0	1/1	4.0	1	0	0	0	8	0	53
TOTALS	0.00	1-0-0	1/1	4.0	1	0	0	0	8	0	--

CAREER TOTALS

YEAR	ERA	W-L	APP/GS	SV	IP	H	R	ER	BB	SO	B/AVG
2022	0.00	1-0	1/1	0	4.0	1	0	0	0	8	.077
TOTALS	0.00	1-0	1/1	0	4.0	1	0	0	0	8	.077

#97 BRYCE CUNNINGHAM, RHP - FR.

MOST RECENT APP: (2/23 vs. Evansville) 2.0 IP, 2 BB/3 K

IN SEC PLAY (2022): --

- Attended Headland High School (Headland, Ala.)
- The ninth-best overall prospect in the state of Alabama according to Perfect Game
- Struck out 77 batters as a senior across 46 innings of work, while sporting a 0.76 ERA
- Two-sport athlete who also lettered in basketball for two seasons

2022 SEASON TOTALS

OPPONENT	ERA	W-L-S	G/GS	IP	H	R	ER	BB	SO	HR	NP
(2/23) Evansville	0.00	0-0-0	1/0	2.0	0	0	0	2	3	0	34
TOTALS	0.00	0-0-0	1/0	2.0	0	0	0	2	3	0	--

CAREER TOTALS

YEAR	ERA	W-L	APP/GS	SV	IP	H	R	ER	BB	SO	B/AVG
2022	0.00	0-0	1/0	0	2.0	0	0	0	2	3	.000
TOTALS	0.00	0-0	1/0	0	2.0	0	0	0	2	3	.000

#98 GREYSEN CARTER, RHP - FR.

MOST RECENT APP: --

IN SEC PLAY (2022): --

- Attended Fairview High School (Louisville, Colo.)
- The top overall prospect in the state of Colorado according to Perfect Game
- Earned all-state and all-conference honors in basketball
- Scored over 1,000 points across his high school basketball career

CAREER TOTALS

YEAR	ERA	W-L	APP/GS	SV	IP	H	R	ER	BB	SO	B/AVG
2022	--	--	--	--	--	--	--	--	--	--	--
TOTALS	--	--	--	--	--	--	--	--	--	--	--

STUDENT-ATHLETE NOTES (BATTING)

#1 MATTHEW POLK, UTL - FR.

LAST GAME:

CURRENT STREAK: --

- Attended Orange Lutheran (Long Beach, Calif.)
- Rated the seventh-best shortstop in California according to Perfect Game
- Batted .375 as a senior, adding nine doubles, one triple, three home runs, 26 RBI and 37 runs scored
- Brother, Michael, is a member of the Princeton football team (2019-pres.)

CAREER TOTALS

YEAR	GP-GS	AVG	AB	R	H	2B	3B	HR	RBI	BB	SO	SB-A
2022	--	--	--	--	--	--	--	--	--	--	--	--
TOTALS	--	--	--	--	--	--	--	--	--	--	--	--

CAREER SEC TOTALS

YEAR	GP-GS	AVG	AB	R	H	2B	3B	HR	RBI	BB	SO	SB-A
2022	--	--	--	--	--	--	--	--	--	--	--	--
TOTALS	--	--	--	--	--	--	--	--	--	--	--	--

#2 JAVIER VAZ, IF - SR.

LAST GAME: (2/20 vs. Oklahoma State) 2-3, 1 HR, 1 RBI, 3 R, 1 BB

CURRENT STREAK: --

- Hit first home run as a Commodore on 2/20 vs. Oklahoma State
- Started Vanderbilt's final nine games of the season, including all seven games of the College World Series
- Attended LSU Eunice Junior College in 2020
- Majoring in medicine, health and society

CAREER TOTALS

YEAR	GP-GS	AVG	AB	R	H	2B	3B	HR	RBI	BB	SO	SB-A
2021	23-11	.238	42	7	10	2	0	0	1	10	5	5-5
2022	3-3	.429	7	3	3	1	0	1	1	4	2	0-0
TOTALS	26-14	.255	49	10	13	0	0	1	2	14	7	5-5

CAREER SEC TOTALS

YEAR	GP-GS	AVG	AB	R	H	2B	3B	HR	RBI	BB	SO	SB-A
2021	3-1	.000	2	0	0	0	0	0	0	2	1	0-0
2022	--	--	--	--	--	--	--	--	--	--	--	--
TOTALS	3-1	.000	2	0	0	0	0	0	0	2	1	0-0

#3 ROB GORDON, IF - FR.

LAST GAME: --

CURRENT STREAK: --

- Attended Grady High School (Smyrna, Ga.)
- The seventh overall prospect in the state of Georgia according to Perfect Game
- Rated the third-best shortstop prospect in Georgia
- 2021 Perfect Game Preseason All-America

CAREER TOTALS

YEAR	GP-GS	AVG	AB	R	H	2B	3B	HR	RBI	BB	SO	SB-A
2022	--	--	--	--	--	--	--	--	--	--	--	--
TOTALS	--	--	--	--	--	--	--	--	--	--	--	--

CAREER SEC TOTALS

YEAR	GP-GS	AVG	AB	R	H	2B	3B	HR	RBI	BB	SO	SB-A
2022	--	--	--	--	--	--	--	--	--	--	--	--
TOTALS	--	--	--	--	--	--	--	--	--	--	--	--

#5 ANTHONY MIGLIACCIO, UTL - FR.

LAST GAME: --

CURRENT STREAK: --

- Attended Detroit Country Day (Wyandotte, Mich.)
- The fourth overall prospect in Michigan according to Perfect Game, and the top-ranked catcher
- Rated the sixth-best catcher nationally
- 2021 Perfect Game Preseason All-America

CAREER TOTALS

YEAR	GP-GS	AVG	AB	R	H	2B	3B	HR	RBI	BB	SO	SB-A
2022	--	--	--	--	--	--	--	--	--	--	--	--
TOTALS	--	--	--	--	--	--	--	--	--	--	--	--

CAREER SEC TOTALS

YEAR	GP-GS	AVG	AB	R	H	2B	3B	HR	RBI	BB	SO	SB-A
2022	--	--	--	--	--	--	--	--	--	--	--	--
TOTALS	--	--	--	--	--	--	--	--	--	--	--	--

#6 TATE KOLWYCK, IF - SR.

LAST GAME: (2/23 vs. Evansville) 1-3, 1 RBI

CURRENT STREAK: --

- Connected on his first career grand slam against Oklahoma State (March 13) last season
- Two-sport athlete in high school at Arlington High School, who also competed in football
- School-record 10,213 yards passing as a prep quarterback at Arlington (Memphis, Tenn.)
- Majoring in human and organizational development

CAREER TOTALS

YEAR	GP-GS	AVG	AB	R	H	2B	3B	HR	RBI	BB	SO	SB-A
2019	4-0	.667	3	1	2	2	0	0	1	1	0	0-0
2020	11-6	.174	23	2	4	2	0	1	4	3	8	0-0
2021	43-39	.290	138	28	40	10	1	6	25	16	35	2-2
2022	4-4	.308	13	2	4	1	0	1	2	1	3	0-0
TOTALS	62-49	.282	177	33	50	15	1	8	32	21	46	2-2

CAREER SEC TOTALS

YEAR	GP-GS	AVG	AB	R	H	2B	3B	HR	RBI	BB	SO	SB-A
2021	15-14	.321	53	12	17	5	0	3	8	2	12	1-1
2022	--	--	--	--	--	--	--	--	--	--	--	--
TOTALS	15-14	.321	53	12	17	5	0	3	8	2	12	1-1

#9 CARTER YOUNG, IF - JR.

LAST GAME: (2/23 vs. Evansville) 1-4, 1 RBI, 1 SB

CURRENT STREAK: --

- Led the team in home runs with 16 on the campaign, which tied him for sixth in the SEC
- Registered 52 RBI, placing him second on the squad
- Selected to the 2021 Newcomer All-SEC Team
- Majoring in American studies

CAREER TOTALS

YEAR	GP-GS	AVG	AB	R	H	2B	3B	HR	RBI	BB	SO	SB-A
2020	18-18	.328	61	10	20	3	0	0	12	4	17	1-1
2021	61-61	.252	238	47	60	15	5	16	52	31	84	9-10
2022	4-4	.143	14	0	2	0	0	0	1	1	8	1-1
TOTALS	83-83	.262	313	57	82	18	5	16	65	36	109	11-12

CAREER SEC TOTALS

YEAR	GP-GS	AVG	AB	R	H	2B	3B	HR	RBI	BB	SO	SB-A
2021	26-26	.227	110	20	25	5	3	10	30	12	42	6-6
2022	--	--	--	--	--	--	--	--	--	--	--	--
TOTALS	26-26	.227	110	20	25	5	3	10	30	12	42	6-6

#10 T.J. MCKENZIE, OF - JR.

LAST GAME: (2/23 vs. Evansville) 1-1, 1 HR, 3 RBI, 1 R, 1 BB

CURRENT STREAK: --

- Recorded his first career hit, a two-run home run, vs. Evansville (2/23)
- Selected in the 39th round of the 2019 MLB Draft by the St. Louis Cardinals
- Brother, Triston, is a pitcher in the Cleveland Guardians organization
- Majoring in communication studies

CAREER TOTALS

YEAR	GP-GS	AVG	AB	R	H	2B	3B	HR	RBI	BB	SO	SB-A
2020	8-0	.000	1	1	0	0	0	0	0	0	0	0-0
2021	4-0	.000	1	0	0	0	0	0	0	0	1	0-0
2022	1-1	1.000	1	1	1	0	0	1	3	1	0	0-0
TOTALS	13-1	.333	3	2	1	0	0	1	3	1	1	0-0

CAREER SEC TOTALS

YEAR	GP-GS	AVG	AB	R	H	2B	3B	HR	RBI	BB	SO	SB-A
2021	--	--	--	--	--	--	--	--	--	--	--	--
2022	--	--	--	--	--	--	--	--	--	--	--	--
TOTALS	--	--	--	--	--	--	--	--	--	--	--	--

#11 DAVIS DIAZ, IF - FR.

LAST GAME: (2/23 vs. Evansville) 1-1, 2 R, 2 BB

CURRENT STREAK: --

- First career hit came against Evansville (2/23) in his first collegiate start
- The No. 12 overall prospect in the state of California according to Perfect Game
- Rated the sixth-best shortstop in California
- Three-time gold medalist with the USA Baseball National Team (2015, 2017, 2018)

CAREER TOTALS

YEAR	GP-GS	AVG	AB	R	H	2B	3B	HR	RBI	BB	SO	SB-A
2022	3-1	1.000	1	2	1	0	0	0	0	2	0	0-0
TOTALS	3-1	1.000	1	2	1	0	0	0	0	2	0	0-0

CAREER SEC TOTALS

YEAR	GP-GS	AVG	AB	R	H	2B	3B	HR	RBI	BB	SO	SB-A
2022	--	--	--	--	--	--	--	--	--	--	--	--
TOTALS	--	--	--	--	--	--	--	--	--	--	--	--

STUDENT-ATHLETE NOTES (BATTING)

#12 DOMINIC KEEGAN, UTL - SR.

LAST GAME: (2/23 vs. Evansville) 0-2, 1 RBI, 1 R, 2 BB

CURRENT STREAK: --

- Selected by the New York Yankees with the 573rd pick in the 19th round of the 2021 MLB Draft
- Second Team All-America honors from Perfect Game in 2021
- ABCA All-Southeast Region first team selection
- Majoring in communication studies

CAREER TOTALS

YEAR	GP-GS	AVG	AB	R	H	2B	3B	HR	RBI	BB	SO	SB-A
2019	15-0	.227	22	3	5	1	0	0	1	2	6	0-0
2020	9-8	.242	33	3	8	2	0	0	4	2	10	0-0
2021	60-60	.345	232	56	80	17	3	15	57	30	74	0-1
2022	4-4	.143	14	1	2	2	0	0	3	3	6	0-0
TOTALS	88-72	.316	301	63	95	22	3	15	65	168	96	0-1

CAREER SEC TOTALS

YEAR	GP-GS	AVG	AB	R	H	2B	3B	HR	RBI	BB	SO	SB-A
2019	7-0	.111	9	0	1	0	0	0	0	2	2	0-0
2020	--	--	--	--	--	--	--	--	--	--	--	--
2021	27-27	.319	113	21	36	5	0	5	19	9	42	0-1
2022	--	--	--	--	--	--	--	--	--	--	--	--
TOTALS	34-27	.303	122	21	37	5	0	5	19	11	44	0-1

#13 JONATHAN VASTINE, IF - FR.

LAST GAME: (2/19 vs. Oklahoma State) 1-3, 1 SB

CURRENT STREAK: --

- First collegiate hit came against Oklahoma State (2/19)
- The No. 19 overall prospect in the state of Florida according to Perfect Game
- Rated the sixth-best shortstop in Georgia
- 2021 Perfect Game Preseason All-America

CAREER TOTALS

YEAR	GP-GS	AVG	AB	R	H	2B	3B	HR	RBI	BB	SO	SB-A
2022	2-2	.167	6	0	1	0	0	0	0	0	1	1-1
TOTALS	2-2	.167	6	0	1	0	0	0	0	0	1	1-1

CAREER SEC TOTALS

YEAR	GP-GS	AVG	AB	R	H	2B	3B	HR	RBI	BB	SO	SB-A
2022	--	--	--	--	--	--	--	--	--	--	--	--
TOTALS	--	--	--	--	--	--	--	--	--	--	--	--

#16 JACK BULGER, UTL - SO.

LAST GAME: (2/23 vs. Evansville) 1-3, 1 BB

CURRENT STREAK: --

- Selected to the Freshman All-SEC Team
- Named SEC Co-Freshman of the Week on April 19, 2021
- Notched his first multi-hit outing of the season in the series opener with Georgia State (Feb. 26), finishing 2-for-4 with one run scored
- Majoring in economics

CAREER TOTALS

YEAR	GP-GS	AVG	AB	R	H	2B	3B	HR	RBI	BB	SO	SB-A
2021	50-41	.274	157	32	43	7	0	5	28	25	40	2-2
2022	4-4	.333	15	1	5	0	0	0	2	2	3	0-0
TOTALS	54-45	.279	172	33	48	7	0	5	30	27	43	2-2

CAREER SEC TOTALS

YEAR	GP-GS	AVG	AB	R	H	2B	3B	HR	RBI	BB	SO	SB-A
2021	22-21	.321	81	13	26	4	0	4	19	8	24	1-1
2022	--	--	--	--	--	--	--	--	--	--	--	--
TOTALS	22-21	.321	81	13	26	4	0	4	19	8	24	1-1

#18 JD ROGERS, OF - FR.

LAST GAME: --

CURRENT STREAK: --

- Attended Carmel High School (Carmel, Ind.)
- The third overall prospect in the state of Indiana according to Perfect Game, and the top-ranked outfielder
- Rated the No. 30 outfielder prospect nationally
- 2021 Perfect Game Preseason All-America

CAREER TOTALS

YEAR	GP-GS	AVG	AB	R	H	2B	3B	HR	RBI	BB	SO	SB-A
2022	--	--	--	--	--	--	--	--	--	--	--	--
TOTALS	--	--	--	--	--	--	--	--	--	--	--	--

CAREER SEC TOTALS

YEAR	GP-GS	AVG	AB	R	H	2B	3B	HR	RBI	BB	SO	SB-A
2022	--	--	--	--	--	--	--	--	--	--	--	--
TOTALS	--	--	--	--	--	--	--	--	--	--	--	--

#19 TROY LANEVE, OF - JR.

LAST GAME: (2/20 vs. Oklahoma State) 0-4

CURRENT STREAK: --

- Named SEC Player of the Week on May 24, 2021
- Belted a walk-off home run in the series opener against Kentucky (May 20), helping Vanderbilt to a 4-2 victory
- Recorded four RBI in the 10-0 NCAA Regional-opening win over Presbyterian (June 4)
- Majoring in human and organizational development

CAREER TOTALS

YEAR	GP-GS	AVG	AB	R	H	2B	3B	HR	RBI	BB	SO	SB-A
2020	2-0	.000	1	0	0	0	0	0	0	0	1	0-0
2021	37-19	.286	84	16	24	7	0	6	22	4	27	0-0
2022	1-1	.000	4	0	0	0	0	0	0	0	2	0-0
TOTALS	40-20	.270	89	16	24	7	0	6	22	4	30	0-0

CAREER SEC TOTALS

YEAR	GP-GS	AVG	AB	R	H	2B	3B	HR	RBI	BB	SO	SB-A
2021	12-7	.419	31	9	13	2	0	4	9	2	8	0-0
2022	--	--	--	--	--	--	--	--	--	--	--	--
TOTALS	12-7	.419	31	9	13	2	0	4	9	2	8	0-0

#21 CALVIN HEWETT, OF - SO.

LAST GAME: --

CURRENT STREAK: --

- Made season debut in the game one of the season-opening double-header (Feb. 22), where he reached and scored off of a hit-by-pitch
- Notched first hit, a two-RBI double, in the series opener versus Illinois-Chicago (March 5)
- Registered a pair of knocks in a 5-2 win over Georgia (April 9)
- Undeclared major

CAREER TOTALS

YEAR	GP-GS	AVG	AB	R	H	2B	3B	HR	RBI	BB	SO	SB-A
2021	15-2	.571	7	3	4	2	0	0	3	1	1	0-0
2022	--	--	--	--	--	--	--	--	--	--	--	--
TOTALS	15-2	.571	7	3	4	2	0	0	3	1	1	0-0

CAREER SEC TOTALS

YEAR	GP-GS	AVG	AB	R	H	2B	3B	HR	RBI	BB	SO	SB-A
2021	3-2	.400	5	0	2	0	0	0	0	1	1	0-0
2022	--	--	--	--	--	--	--	--	--	--	--	--
TOTALS	3-2	.400	5	0	2	0	0	0	0	1	1	0-0

#23 KENNY MALLORY JR., UTL - FR.

LAST GAME: --

CURRENT STREAK: --

- Attended Mountain View High School (Lawrenceville, Ga.)
- The No. 20 overall prospect in the state of Georgia according to Perfect Game
- Fourth-ranked outfielder in Georgia
- 2021 Perfect Game Preseason All-America

CAREER TOTALS

YEAR	GP-GS	AVG	AB	R	H	2B	3B	HR	RBI	BB	SO	SB-A
2022	--	--	--	--	--	--	--	--	--	--	--	--
TOTALS	--	--	--	--	--	--	--	--	--	--	--	--

CAREER SEC TOTALS

YEAR	GP-GS	AVG	AB	R	H	2B	3B	HR	RBI	BB	SO	SB-A
2022	--	--	--	--	--	--	--	--	--	--	--	--
TOTALS	--	--	--	--	--	--	--	--	--	--	--	--

#25 PARKER NOLAND, IF - JR.

LAST GAME: (2/23 vs. Evansville) 1-4, 1 RBI, 2 R, 1 SB

CURRENT STREAK: --

- Started 66 of Vanderbilt's 67 games in 2021
- Tallied 64 hits on the season to rank fourth on the team
- Notched four hits in the three games of the NCAA Regional against Presbyterian and Georgia Tech (June 4-6)
- Majoring in human and organizational development

CAREER TOTALS

YEAR	GP-GS	AVG	AB	R	H	2B	3B	HR	RBI	BB	SO	SB-A
2020	17-14	.259	58	8	15	3	0	0	11	7	14	2-2
2021	66-66	.260	246	39	64	15	0	7	43	28	77	4-4
2022	4-4	.133	15	2	2	0	0	0	2	1	8	1-2
TOTALS	87-84	.254	319	49	81	18	0	7	56	36	99	7-8

CAREER SEC TOTALS

YEAR	GP-GS	AVG	AB	R	H	2B	3B	HR	RBI	BB	SO	SB-A
2021	28-28	.222	108	18	24	8	0	4	13	11	41	0-0
2022	--	--	--	--	--	--	--	--	--	--	--	--
TOTALS	28-28	.222	108	18	24	8	0	4	13	11	41	0-0

STUDENT-ATHLETE NOTES (BATTING)

#34 SPENCER JONES, UTL - JR.

LAST GAME: (2/23 vs. Evansville) 2-3, 1 2B, 2 R, 1 BB, 1 SB

CURRENT STREAK: --

- Scored the winning run against Stanford in the College World Series to help Vanderbilt walk it off against the Cardinal (June 25)
- Recorded a career-high four hits in the second game of the LSU (April 2), helping the Commodores to a series-clinching victory over the Tigers
- Selected in the 31st round of the 2019 MLB Draft by the Los Angeles Angels
- Majoring in communication studies

CAREER TOTALS

YEAR	GP-GS	AVG	AB	R	H	2B	3B	HR	RBI	BB	SO	SB-A
2020	14-8	.206	34	8	7	4	0	0	3	4	7	1-1
2021	34-24	.274	95	16	26	5	0	3	10	7	33	4-4
2022	4-4	.467	15	4	7	4	0	0	0	1	3	2-2
TOTALS	52-36	.278	144	28	40	13	0	3	13	8	43	7-7

CAREER SEC TOTALS

YEAR	GP-GS	AVG	AB	R	H	2B	3B	HR	RBI	BB	SO	SB-A
2021	15-13	.302	53	6	16	1	0	1	5	0	20	1-1
2022	--	--	--	--	--	--	--	--	--	--	--	--
TOTALS	15-13	.302	53	6	16	1	0	1	5	0	20	1-1

#39 GAVIN CASAS, IF - SO.

LAST GAME: (2/20 vs. Oklahoma State) 0-0, 1 RBI, 1 SF

CURRENT STREAK: --

- Notched his first collegiate hit in Game 2 of the Sunday doubleheader with Georgia State (Feb. 28), scoring one run
- Nation's fifth-ranked first baseman by Perfect Game
- Florida's top-ranked first baseman and 45th-rated overall prospect
- Undeclared major

CAREER TOTALS

YEAR	GP-GS	AVG	AB	R	H	2B	3B	HR	RBI	BB	SO	SB-A
2021	9-0	.200	10	2	2	1	0	0	1	1	2	0-0
2022	2-0	.000	1	0	0	0	0	0	1	0	1	0-0
TOTALS	11-0	.182	11	2	2	1	0	0	2	1	3	0-0

CAREER SEC TOTALS

YEAR	GP-GS	AVG	AB	R	H	2B	3B	HR	RBI	BB	SO	SB-A
2021	--	--	--	--	--	--	--	--	--	--	--	--
2022	--	--	--	--	--	--	--	--	--	--	--	--
TOTALS	--	--	--	--	--	--	--	--	--	--	--	--

#45 ALAN ESPINAL, C - SO.

LAST GAME: --

CURRENT STREAK: --

- Belted a home run in his lone trip to the plate in the win over Florida International (May 18), marking the first hit of his collegiate career
- Nation's 28th-best catcher by Perfect Game
- Florida's eighth-ranked catcher and 61st-rated overall prospect
- Undeclared major

CAREER TOTALS

YEAR	GP-GS	AVG	AB	R	H	2B	3B	HR	RBI	BB	SO	SB-A
2021	6-0	.200	5	1	1	0	0	1	1	0	2	0-0
2022	--	--	--	--	--	--	--	--	--	--	--	--
TOTALS	6-0	.200	5	1	1	0	0	1	1	0	2	0-0

CAREER SEC TOTALS

YEAR	GP-GS	AVG	AB	R	H	2B	3B	HR	RBI	BB	SO	SB-A
2021	--	--	--	--	--	--	--	--	--	--	--	--
2022	--	--	--	--	--	--	--	--	--	--	--	--
TOTALS	--	--	--	--	--	--	--	--	--	--	--	--

#48 CHRISTIAN SMITH, OF - FR.

LAST GAME: --

CURRENT STREAK: --

- Attended Grady High School (Atlanta, Ga.)
- The No. 21 overall prospect in the state of Georgia according to Perfect Game
- Rated the third-best outfielder in Georgia
- 2021 Perfect Game Preseason All-America

CAREER TOTALS

YEAR	GP-GS	AVG	AB	R	H	2B	3B	HR	RBI	BB	SO	SB-A
2022	--	--	--	--	--	--	--	--	--	--	--	--
TOTALS	--	--	--	--	--	--	--	--	--	--	--	--

CAREER SEC TOTALS

YEAR	GP-GS	AVG	AB	R	H	2B	3B	HR	RBI	BB	SO	SB-A
2022	--	--	--	--	--	--	--	--	--	--	--	--
TOTALS	--	--	--	--	--	--	--	--	--	--	--	--

#51 ENRIQUE BRADFIELD JR., OF - SO.

LAST GAME: (2/23 vs. Evansville) 0-2, 1 RBI, 1 R, 1 SB, 1 BB

CURRENT STREAK: --

- 2021 SEC Freshman of the Year
- Consensus All-American and unanimous Freshman All-American last season
- Named to the ABCA/Rawlings Division I Gold Glove Team
- Undeclared major

CAREER TOTALS

YEAR	GP-GS	AVG	AB	R	H	2B	3B	HR	RBI	BB	SO	SB-A
2021	67-67	.336	244	60	82	8	4	1	38	45	42	47-53
2022	4-4	.182	11	4	2	1	0	0	3	4	5	3-3
TOTALS	71-71	.329	255	64	84	9	4	1	41	49	47	50-56

CAREER SEC TOTALS

YEAR	GP-GS	AVG	AB	R	H	2B	3B	HR	RBI	BB	SO	SB-A
2021	29-29	.373	110	29	41	4	1	1	20	21	14	28-32
2022	--	--	--	--	--	--	--	--	--	--	--	--
TOTALS	29-29	.373	110	29	41	4	1	1	20	21	14	28-32

#52 SAM HUNT, UTL - FR.

LAST GAME: --

CURRENT STREAK: --

- Spent two years at St. Louis Park (Minn.) High School before transferring to IMG Academy (Bradenton, Fla.)
- The second-best overall prospect in the state of Minnesota according to Perfect Game
- Rated the 31st-best catcher nationally
- 2020 Perfect Game Preseason Underclassmen All-America

CAREER TOTALS

YEAR	GP-GS	AVG	AB	R	H	2B	3B	HR	RBI	BB	SO	SB-A
2022	--	--	--	--	--	--	--	--	--	--	--	--
TOTALS	--	--	--	--	--	--	--	--	--	--	--	--

CAREER SEC TOTALS

YEAR	GP-GS	AVG	AB	R	H	2B	3B	HR	RBI	BB	SO	SB-A
2022	--	--	--	--	--	--	--	--	--	--	--	--
TOTALS	--	--	--	--	--	--	--	--	--	--	--	--



The Automated ScoreBook

Overall Statistics for Vanderbilt (as of Feb 23, 2022)

(All games Sorted by Batting avg)



Record: 2-2 Home: 2-2 Away: 0-0 SEC: 0-0

Player	avg	gp-gs	ab	r	h	2b	3b	hr	rbi	tb	slg%	bb	hp	so	gdp	ob%	sf	sh	sb-att	po	a	e	fld%
34 Spencer Jones	.467	4-4	15	4	7	4	0	0	0	11	.733	1	1	3	1	.529	0	0	2-2	1	0	0	1.000
2 Javier Vaz	.429	3-3	7	3	3	1	0	1	1	7	1.000	4	0	2	0	.636	0	0	0-0	3	0	0	1.000
16 Jack Bulger	.333	4-4	15	1	5	0	0	0	2	5	.333	2	0	3	0	.412	0	0	0-0	15	1	0	1.000
6 Tate Kolwyck	.308	4-4	13	2	4	1	0	1	2	8	.615	1	0	3	0	.357	0	1	0-0	6	3	0	1.000
51 Enrique Bradfield Jr	.182	4-4	11	4	2	1	0	0	3	3	.273	4	0	5	0	.353	2	0	3-3	7	0	0	1.000
12 Dominic Keegan	.143	4-4	14	1	2	2	0	0	3	4	.286	3	0	6	0	.294	0	0	0-0	47	2	0	1.000
9 Carter Young	.143	4-4	14	0	2	0	0	0	1	2	.143	1	1	8	0	.250	0	0	1-1	5	10	2	.882
25 Parker Noland	.133	4-4	15	2	2	0	0	0	2	2	.133	1	0	8	0	.188	0	0	1-2	4	1	1	.833

11 Davis Diaz	1.000	3-1	1	2	1	0	0	0	0	1	1.000	2	0	0	0	1.000	0	0	0-0	0	1	0	1.000
10 T.J. McKenzie	1.000	1-1	1	1	1	0	0	1	3	4	4.000	1	0	0	0	1.000	0	1	0-0	0	0	0	.000
13 Jonathan Vastine	.167	2-2	6	0	1	0	0	0	0	1	.167	0	0	1	0	.167	0	0	1-1	9	2	0	1.000
19 Troy LaNeve	.000	1-1	4	0	0	0	0	0	0	0	.000	0	0	2	0	.000	0	0	0-0	0	0	0	.000
39 Gavin Casas	.000	2-0	1	0	0	0	0	0	1	0	.000	0	0	1	0	.000	1	0	0-0	0	0	0	.000
Totals	.256	4	117	20	30	9	0	3	18	48	.410	20	2	42	1	.366	3	2	8-9	99	27	3	.977
Opponents	.193	4	119	11	23	7	0	1	10	33	.277	13	2	56	4	.281	1	0	2-3	94	34	3	.977

LOB - Team (30), Opp (25). DPs turned - Team (4), Opp (1). Picked off - Young 1.

(All games Sorted by Earned run avg)

Player	era	w-l	app	gs	cg	sho	sv	ip	h	r	er	bb	so	2b	3b	hr	b/avg	wp	hp	bks	sfa	sha
35 Chris McElvain	0.00	1-0	1	1	0	0/1	0	4.0	4	0	0	1	10	0	0	0	.250	0	0	0	0	0
95 Devin Futrell	0.00	1-0	1	1	0	0/1	0	4.0	1	0	0	0	8	0	0	0	.077	0	0	0	0	0
88 Patrick Reilly	0.00	0-0	1	0	0	0/1	0	4.0	1	0	0	4	7	1	0	0	.077	0	0	0	0	0
29 Nick Maldonado	4.50	0-1	1	1	0	0/0	0	4.0	6	4	2	1	3	4	0	0	.353	0	0	0	1	0
20 Carter Holton	9.00	0-0	1	1	0	0/0	0	4.0	3	4	4	3	7	0	0	1	.214	0	0	0	0	0

36 Grayson Moore	0.00	0-0	1	0	0	0/0	0	3.0	0	0	0	1	5	0	0	0	.000	0	0	0	0	0
97 Bryce Cunningham	0.00	0-0	1	0	0	0/1	0	2.0	0	0	0	2	3	0	0	0	.000	0	0	0	0	0
99 Jack Anderson	0.00	0-0	1	0	0	0/0	0	1.0	0	0	0	1	3	0	0	0	.000	0	0	0	0	0
42 Christian Little	0.00	0-0	1	0	0	0/0	0	1.0	0	0	0	0	1	0	0	0	.000	0	1	0	0	0
30 Nelson Berkwich	0.00	0-0	1	0	0	0/0	0	1.0	0	0	0	0	0	0	0	0	.000	0	0	0	0	0
33 Hunter Owen	3.00	0-0	1	0	0	0/0	0	3.0	5	1	1	0	6	0	0	0	.385	0	1	0	0	0
66 Thomas Schultz	9.00	0-1	2	0	0	0/1	1	2.0	3	2	2	0	3	2	0	0	.333	0	0	0	0	0
Totals	2.45	2-2	4	4	0	2/2	1	33.0	23	11	9	13	56	7	0	1	.193	0	2	0	1	0
Opponents	5.17	2-2	4	4	0	0/0	1	31.1	30	20	18	20	42	9	0	3	.256	7	2	1	3	2

PB - Team (1), Keegan 1, Opp (1). Pickoffs - Team (0), Opp (1). SBA/ATT - Keegan (2-3), Reilly (1-1), McElvain (1-1), Maldonado (0-1).



The Automated ScoreBook
Overall Statistics for Vanderbilt (as of Feb 23, 2022)
(All games Sorted by Fielding pct)



Player	c	po	a	e	fld%	dp	sba	csb	sba%	pb	ci
12 Dominic Keegan	49	47	2	0	1.000	2	2	1	.667	1	0
16 Jack Bulger	16	15	1	0	1.000	0	0	0	.000	0	0
13 Jonathan Vastine	11	9	2	0	1.000	1	0	0	.000	0	0
6 Tate Kolwyck	9	6	3	0	1.000	2	0	0	.000	0	0
51 Enrique Bradfield Jr	7	7	0	0	1.000	0	0	0	.000	0	0
2 Javier Vaz	3	3	0	0	1.000	0	0	0	.000	0	0
66 Thomas Schultz	2	1	1	0	1.000	0	0	0	.000	0	0
33 Hunter Owen	1	0	1	0	1.000	0	0	0	.000	0	0
34 Spencer Jones	1	1	0	0	1.000	0	0	0	.000	0	0
20 Carter Holton	1	0	1	0	1.000	0	0	0	.000	0	0
95 Devin Futrell	1	0	1	0	1.000	0	0	0	.000	0	0
11 Davis Diaz	1	0	1	0	1.000	0	0	0	.000	0	0
30 Nelson Berkwich	1	0	1	0	1.000	0	0	0	.000	0	0
35 Chris McElvain	1	0	1	0	1.000	0	1	0	1.000	0	0
88 Patrick Reilly	1	1	0	0	1.000	1	1	0	1.000	0	0
42 Christian Little	1	0	1	0	1.000	0	0	0	.000	0	0
9 Carter Young	17	5	10	2	.882	2	0	0	.000	0	0
25 Parker Noland	6	4	1	1	.833	1	0	0	.000	0	0
19 Troy LaNeve	0	0	0	0	.000	0	0	0	.000	0	0
97 Bryce Cunningham	0	0	0	0	.000	0	0	0	.000	0	0
39 Gavin Casas	0	0	0	0	.000	0	0	0	.000	0	0
29 Nick Maldonado	0	0	0	0	.000	0	0	1	.000	0	0
10 T.J. McKenzie	0	0	0	0	.000	0	0	0	.000	0	0
36 Grayson Moore	0	0	0	0	.000	0	0	0	.000	0	0
99 Jack Anderson	0	0	0	0	.000	0	0	0	.000	0	0
Totals	129	99	27	3	.977	4	2	1	.667	1	0
Opponents	131	94	34	3	.977	1	8	1	.889	1	0

Hitting minimums - 2.5 TPA/Game

Pitching minimums - 1.0 IP/Game



The Automated ScoreBook
Game Results for Vanderbilt (as of Feb 24, 2022)
(All games)



Date	Opponent		Score	Inns	Overall	SEC	Pitcher of record	Attend	Time
Feb 18, 2022	#7 OKLAHOMA STATE	w	3-0	9	1-0-0	0-0-0	McElvain (W 1-0)	3802	2:54
Feb 19, 2022	#7 OKLAHOMA STATE	L	3-4	9	1-1-0	0-0-0	Maldonado (L 0-1)	3802	3:00
Feb 20, 2022	#7 OKLAHOMA STATE	L	5-7	9	1-2-0	0-0-0	Schultz (L 0-1)	3802	3:00
Feb 23, 2022	EVANSVILLE	w	9-0	6	2-2-0	0-0-0	Futrell (W 1-0)	854	1:58

() extra inning game



The Automated ScoreBook
Miscellaneous Stats for Vanderbilt (as of Feb 24, 2022)
(All games)



Multiple Hit Games	2	3	4	5+	Total
34 Spencer Jones	1	-	1	-	2
16 Jack Bulger	2	-	-	-	2
2 Javier Vaz	1	-	-	-	1
6 Tate Kolwyck	1	-	-	-	1
TEAM	5	0	1	0	6

Multiple RBI Games	2	3	4	5+	Total
10 T.J. McKenzie	-	1	-	-	1
TEAM	0	1	0	0	1

Hitting Streaks	Longest	Current
34 Spencer Jones	3	3
6 Tate Kolwyck	2	1
16 Jack Bulger	2	2
51 Enrique Bradfield Jr	2	-
12 Dominic Keegan	1	-
25 Parker Noland	1	1
11 Davis Diaz	1	1
9 Carter Young	1	1
13 Jonathan Vastine	1	1
2 Javier Vaz	1	1
10 T.J. McKenzie	1	1

Reached Base Streaks	Longest	Current
51 Enrique Bradfield Jr	4	4
16 Jack Bulger	4	4
34 Spencer Jones	3	3
2 Javier Vaz	3	3
6 Tate Kolwyck	2	1
12 Dominic Keegan	2	2
25 Parker Noland	2	1
9 Carter Young	2	1
13 Jonathan Vastine	1	1
10 T.J. McKenzie	1	1
11 Davis Diaz	1	1



The Automated ScoreBook
Miscellaneous Stats for Vanderbilt (as of Feb 24, 2022)
(All games)



Starting Lineup By Position
(Team W-L record when starter)

PITCHER:
29 Nick Maldonado 1 (0-1)
95 Devin Futrell 1 (1-0)
35 Chris McElvain 1 (1-0)
20 Carter Holton 1 (0-1)
CATCHER:
12 Dominic Keegan 3 (2-1)
16 Jack Bulger 1 (0-1)
FIRST BASE:
13 Jonathan Vastine 2 (1-1)
12 Dominic Keegan 1 (0-1)
25 Parker Noland 1 (1-0)
SECOND BASE:
6 Tate Kolwyck 4 (2-2)
THIRD BASE:
25 Parker Noland 3 (1-2)
11 Davis Diaz 1 (1-0)
SHORTSTOP:
9 Carter Young 4 (2-2)
LEFT FIELD:
2 Javier Vaz 3 (1-2)
10 T.J. McKenzie 1 (1-0)
CENTER FIELD:
51 Enrique Bradfield 4 (2-2)
RIGHT FIELD:
34 Spencer Jones 4 (2-2)
DESIGNATED HITTER:
16 Jack Bulger 3 (2-1)
19 Troy LaNeve 1 (0-1)

Starting Lineup By Lineup Spot
(Team W-L record when starter)

LEADOFF:
51 Enrique Bradfield 4 (2-2)
2ND SPOT:
16 Jack Bulger 4 (2-2)
3RD SPOT:
34 Spencer Jones 4 (2-2)
CLEANUP:
12 Dominic Keegan 4 (2-2)
5TH SPOT:
25 Parker Noland 3 (1-2)
6 Tate Kolwyck 1 (1-0)
6TH SPOT:
9 Carter Young 3 (1-2)
25 Parker Noland 1 (1-0)
7TH SPOT:
6 Tate Kolwyck 3 (1-2)
9 Carter Young 1 (1-0)
8TH SPOT:
2 Javier Vaz 2 (1-1)
19 Troy LaNeve 1 (0-1)
11 Davis Diaz 1 (1-0)
9TH SPOT:
13 Jonathan Vastine 2 (1-1)
2 Javier Vaz 1 (0-1)
10 T.J. McKenzie 1 (1-0)

CAREER HIGHS

99 • Jack Anderson

Innings Pitched: 1.0, vs. Oklahoma State (2/19/22)
Strikeouts: 3, vs. Oklahoma State (2/19/22)
Hits Allowed: None
Walks Allowed: 1, vs. Oklahoma State (2/19/22)
Runs Allowed: None

30 • Nelson Berkwich

Innings Pitched: 3.0, vs. Mississippi State (6/29/21)
Strikeouts: 5, vs. Mississippi State (6/29/21)
Hits Allowed: 6, vs. Mississippi State (6/29/21)
Walks Allowed: 1, 3x, last vs. Arkansas (5/27/21)
Runs Allowed: 3, 2x, last at Florida (4/30/21)

51 • Enrique Bradfield Jr.

Hits: 4, 2x, last vs. Alabama (5/7/21)
Runs: 3, 5x, last at Ole Miss (5/16/21)
RBI: 5, vs. Alabama (5/7/21)
Walks: 3, vs. Mississippi St. (4/24/21)
HRs: 1, vs. Alabama (5/7/21)
Strikeouts: 3, vs. Georgia (4/8/21)
Stolen Bases: 4, 2x, last vs. Georgia Tech (6/6/21)

46 • Gage Bradley

Innings Pitched: 1.0, 2x, last vs. FIU (5/18/21)
Strikeouts: 2, vs. Georgia St.-2 (2/28/21)
Hits Allowed: 2, vs. Georgia St.-2 (2/28/21)
Walks Allowed: 3, vs. Georgia St.-2 (2/28/21)
Runs Allowed: 3, vs. Georgia St.-2 (2/28/21)

16 • Jack Bulger

Hits: 3, 4x, last vs. Kentucky (5/21/21)
Runs: 2, 7x, last vs. FIU (5/18/21)
RBI: 3, 2x, last at Florida (4/30/21)
Walks: 2, 6x, last at Missouri (3/25/21)
HRs: 1, 5x, vs. Kentucky (5/21/21)
Strikeouts: 3, 2x, last vs. Mississippi State (4/24/21)
Stolen Bases: 1, 2x, last vs. Austin Peay (4/20/21)

98 • Greysen Carter

Innings Pitched: None
Strikeouts: None
Hits Allowed: None
Walks Allowed: None
Runs Allowed: None

39 • Gavin Casas

Hits: 1, 2x, last vs. UIC (3/5/21)
Runs: 1, 2x, last vs. FIU (5/18/21)
RBI: 1, 2x, last vs. Oklahoma State (2/20/22)
Walks: 1, vs. FIU (5/18/21)
HRs: None
Strikeouts: 1, 3x, last vs. Oklahoma State (2/19/22)
Stolen Bases: None

97 • Bryce Cunningham

Innings Pitched: 2.0, vs. Evansville (2/23/22)
Strikeouts: 3, vs. Evansville (2/23/22)
Hits Allowed: None
Walks Allowed: 2, vs. Evansville (2/23/22)
Runs Allowed: None

11 • Davis Diaz

Hits: 1, vs. Evansville (2/23/22)
Runs: 2, vs. Evansville (2/23/22)
RBI: None
Walks: 2, vs. Evansville (2/23/22)
HRs: None
Strikeouts: None
Stolen Bases: None

43 • Michael Doolin

Innings Pitched: 4.0, vs. South Alabama (2/19/20)
Strikeouts: 7, vs. South Alabama (2/19/20)
Hits Allowed: 2, vs. Evansville (2/25/20)
Walks Allowed: 2, vs. Hawaii (3/1/20)
Runs Allowed: 1, vs. Hawaii (3/1/20)

45 • Alan Espinal

Hits: 1, vs. FIU (5/18/21)
Runs: 1, vs. FIU (5/18/21)
RBI: 1, vs. FIU (5/18/21)
Walks: None
HRs: 1, vs. FIU (5/18/21)
Strikeouts: 1, 2x, last vs. Tennessee Tech (3/30/31)
Stolen Bases: None

44 • Donye Evans

Innings Pitched: 1.0, 5x, last vs. Mississippi St. (6/29/21)
Strikeouts: 2, vs. Austin Peay (4/20/21)
Hits Allowed: 2, at Oklahoma St.-2 (3/13/21)
Walks Allowed: 1, 2x, last at Florida (5/1/21)
Runs Allowed: 2, at Oklahoma St.-2 (3/13/21)

95 • Devin Futrell

Innings Pitched: 4.0, vs. Evansville (2/23/22)
Strikeouts: 8, vs. Evansville (2/23/22)
Hits Allowed: 1, vs. Evansville (2/23/22)
Walks Allowed: None
Runs Allowed: None

17 • Ryan Ginther

Innings Pitched: None
Strikeouts: None
Hits Allowed: None
Walks Allowed: None
Runs Allowed: None

3 • Rob Gordon

Hits: None
Runs: None
RBI: None
Walks: None
HRs: None
Strikeouts: None
Stolen Bases: None

77 • Brett Hansen

Innings Pitched: None
Strikeouts: None
Hits Allowed: None
Walks Allowed: None
Runs Allowed: None

21 • Calvin Hewett

Hits: 2, vs. Georgia (4/9/21)
Runs: 1, 3x, last vs. UIC (3/5/21)
RBI: 2, vs. UIC (3/5/21)
Walks: 1, vs. Georgia (4/8/21)
HRs: None
Strikeouts: 1, vs. Georgia (4/10/21)
Stolen Bases: None

40 • Sam Hliboki

Innings Pitched: 5.0, at UCLA (3/6/20)
Strikeouts: 7, vs. Georgia St. (2/27/21)
Hits Allowed: 4, vs. Georgia St. (2/27/21)
Walks Allowed: 1, 4x, last at Missouri (3/25/21)
Runs Allowed: 2, at Oklahoma St.-2 (3/13/21)

20 • Carter Holton

Innings Pitched: 4.0, vs. Oklahoma State (2/20/22)
Strikeouts: 7, vs. Oklahoma State (2/20/22)
Hits Allowed: 3, vs. Oklahoma State (2/20/22)
Walks Allowed: 3, vs. Oklahoma State (2/20/22)
Runs Allowed: 4, vs. Oklahoma State (2/20/22)

52 • Sam Hunt

Hits: None
Runs: None
RBI: None
Walks: None
HRs: None
Strikeouts: None
Stolen Bases: None

34 • Spencer Jones

Hits: 4, 2x, last vs. Oklahoma State (2/19/22)
Runs: 2, 6x, last vs. Evansville (2/23/22)
RBI: 3, vs. FIU (5/18/21)
Walks: 2, vs. Ole Miss (5/26/21)
HRs: 1, 3x, last vs. FIU (5/18/21)
Strikeouts: 4, vs. Georgia (4/8/21)
Stolen Bases: 2, vs. UConn (2/15/20)

12 • Dominic Keegan

Hits: 5, vs. Kentucky (5/22/21)
Runs: 3, 5x, last vs. Georgia Tech (6/6/21)
RBI: 6, vs. Georgia St.-2 (2/28/21)
Walks: 2, 5x, last vs. Evansville (2/23/22)
HRs: 2, vs. Presbyterian (6/4/21)
Strikeouts: 4, vs. Oklahoma State (2/19/22)
Stolen Bases: None

6 • Tate Kolwyck

Hits: 3, at Ole Miss (5/16/21)
Runs: 3, at Ole Miss (5/16/21)
RBI: 4, 2x, last vs. South Carolina (3/20/21)
Walks: 2, 3x, last vs. FIU (5/18/21)
HRs: 2, vs. South Carolina (3/20/21)
Strikeouts: 3, at Ole Miss (5/15/21)
Stolen Bases: 1, 2x, last vs. Presbyterian (6/4/21)

19 • Troy Laneve

Hits: 3, 2x, last vs. Kentucky (5/20/21)
Runs: 2, 3x, last vs. Kentucky (5/21/21)
RBI: 4, vs. Presbyterian (6/4/21)
Walks: 1, 4x, last vs. Arkansas (5/27/21)
HRs: 1, 6x, last vs. Georgia Tech (6/6/21)
Strikeouts: 3, vs. East Carolina (6/11/21)
Stolen Bases: None

42 • Christian Little

Innings Pitched: 5.1, vs. Ole Miss (5/26/21)
Strikeouts: 7, 2x, last vs. Ole Miss (5/26/21)
Hits Allowed: 6, vs. Tennessee Tech (3/30/31)
Walks Allowed: 4, vs. Mississippi State (6/29/21)
Runs Allowed: 6, at Louisville (5/4/21)

50 • Kyle Magrans

Innings Pitched: None
Strikeouts: None
Hits Allowed: None
Walks Allowed: None
Runs Allowed: None

29 • Nick Maldonado

Innings Pitched: 4.0, vs. Oklahoma State (2/19/22)
Strikeouts: 5, vs. Saint Louis (2/26/20)
Hits Allowed: 6, 2x, vs. Oklahoma State (2/19/22)
Walks Allowed: 2, vs. Wright St.-2 (2/22/21)
Runs Allowed: 4, vs. Kentucky (5/22/21)

23 • Kenny Mallory Jr.

Hits: None
Runs: None
RBI: None
Walks: None
HRs: None
Strikeouts: None
Stolen Bases: None

35 • Chris McElvain

Innings Pitched: 5.1, vs. Mississippi St. (4/25/21)
Strikeouts: 10, vs. Oklahoma State (2/19/22)
Hits Allowed: 5, 2x, last at Florida (5/2/21)
Walks Allowed: 4, at Florida (5/2/21)
Runs Allowed: 5, at Florida (5/2/21)

10 • T.J. McKenzie

Hits: 1, vs. Evansville (2/23/22)
Runs: 1, 2x, last vs. Evansville (2/23/22)
RBI: 3, vs. Evansville (2/23/22)
Walks: 1, vs. Evansville (2/23/22)
HRs: 1, vs. Evansville (2/23/22)
Strikeouts: 1, vs. Western Kentucky (2/24/21)
Stolen Bases: None

5 • Anthony Migliaccio

Hits: None
Runs: None
RBI: None
Walks: None
HRs: None
Strikeouts: None
Stolen Bases: None

36 • Grayson Moore

Innings Pitched: 3.0, vs. Oklahoma State (2/19/22)
Strikeouts: 5, vs. Oklahoma State (2/19/22)
Hits Allowed: None
Walks Allowed: 1, vs. Oklahoma State (2/19/22)
Runs Allowed: None

25 • Parker Noland

Hits: 3, 4x, last vs. FIU (5/18/21)
Runs: 3, vs. FIU (5/18/21)
RBI: 5, vs. FIU (5/18/21)
Walks: 2, 6x, last vs. Georgia Tech (6/6/21)
HRs: 1, 7x, last at Ole Miss (5/15/21)
Strikeouts: 3, 5x, last vs. Oklahoma State (2/20/22)
Stolen Bases: 1, 2x, last vs. Evansville (2/23/22)

33 • Hunter Owen

Innings Pitched: 3.0, vs. Oklahoma State (2/20/22)
Strikeouts: 6, vs. Oklahoma State (2/20/22)
Hits Allowed: 5, vs. Oklahoma State (2/20/22)
Walks Allowed: 2, 7x, last vs. Mississippi St. (6/29/21)
Runs Allowed: 6, at Ole Miss (5/16/21)

1 • Matthew Polk

Hits: None
Runs: None
RBI: None
Walks: None
HRs: None
Strikeouts: None
Stolen Bases: None

55 • Colton Regen

Innings Pitched: None
Strikeouts: None
Hits Allowed: None
Walks Allowed: None
Runs Allowed: None

88 • Patrick Reilly

Innings Pitched: 7.0 vs. Alabama (5/8/21)
Strikeouts: 9, vs. Alabama (5/8/21)
Hits Allowed: 4, 3x, last vs. Georgia Tech (6/6/21)
Walks Allowed: 4, 3x, last vs. OK State (2/18/22)
Runs Allowed: 6, vs. Georgia Tech (6/6/21)

18 • JD Rogers

Hits: None
Runs: None
RBI: None
Walks: None
HRs: None
Strikeouts: None
Stolen Bases: None

CAREER HIGHS

66 • Thomas Schultz

Innings Pitched: 6.0, 2x, last vs. Austin Peay (4/20/21)
 Strikeouts: 8, vs. UIC (3/5/21)
 Hits Allowed: 6, at Oklahoma St. (3/14/21)
 Walks Allowed: 2, 5x, last vs. North Ala. (5/11/21)
 Runs Allowed: 6, at Oklahoma St. (3/14/21)

48 • Christian Smith

Hits: None
 Runs: None
 RBI: None
 Walks: None
 HRs: None
 Strikeouts: None
 Stolen Bases: None

13 • Jonathan Vastine

Hits: 1, vs. Oklahoma State (2/19/22)
 Runs: None
 RBI: None
 Walks: None
 HRs: None
 Strikeouts: 1, vs. Oklahoma State (2/18/22)
 Stolen Bases: 1, vs. Oklahoma State (2/19/22)

2 • Javier Vaz

Hits: 2, 2x, last vs. Oklahoma State (2/20/22)
 Runs: 3, vs. Oklahoma State (2/20/22)
 RBI: 1, 2x, last vs. Oklahoma State (2/20/22)
 Walks: 2, 3x, last vs. Oklahoma State (2/19/22)
 HRs: 1, vs. Oklahoma State (2/20/22)
 Strikeouts: 1, 7x, last vs. Oklahoma State (2/20/22)
 Stolen Bases: 2, vs. NC State (6/25/21)

9 • Carter Young

Hits: 3, 3x, last vs. UIC (3/6/21)
 Runs: 3, 2x, last at Tennessee (4/18/21)
 RBI: 4, 3x, last at Ole Miss (5/16/21)
 Walks: 2, 3x, last vs. NC State (6/25/21)
 HRs: 2, vs. Alabama (5/7/21)
 Strikeouts: 4, vs. Oklahoma State (2/20/22)
 Stolen Bases: 2, at Tennessee (4/18/21)

THE LAST TIME VANDERBILT ...

Won 5 or more consecutive games	6 games (June 4-19, 2021)
Won 7 or more consecutive games	9 games (March 23-April 6, 2021)
Won 10 or more consecutive games	12 games (May 12-June 2, 2019)
Won 13 or more consecutive games	13 games (April 16-May 10, 2019)
Won 14 or more consecutive games	14 games (April 20-May 16, 2013)
Won 15 or more consecutive games	19 games (Feb. 9-March 16, 2007)
Won 5 or more consecutive home games	7 games (April 25-May 21, 2021)
Won 8 or more consecutive home games	10 games (Feb. 27-March 20, 2021)
Won 10 or more consecutive home games	10 games (Feb. 27-March 20, 2021)
Won 20 or more consecutive home games	Never Happened
Won 5 or more consecutive road games	7 games (March 25, 2021-April 16, 2021)
Won 7 or more consecutive road games	7 games (March 25, 2021-April 16, 2021)
Won 10 or more consecutive road games	11 games (April 9-May 17, 2019)
Won 12 or more consecutive road games	13 games (April 20, 2013-March 18, 2014)
Won 5 or more consecutive conference games	6 games (March 25-April 3, 2021)
Won 6 or more consecutive conference games	6 games (March 25-April 3, 2021)
Won 9 or more consecutive conference games	10 games (April 19-May 10, 2019)
Won 11 or more consecutive conference games	11 games (April 20-May 16, 2013)
Won 5 or more consecutive conference home games	9 games (May 17, 2018-March 30, 2019)
Won 8 or more consecutive conference home games	9 games (May 17, 2018-March 30, 2019)
Won 9 or more consecutive conference home games	12 games (March 23-May 16, 2013)
Won 5 or more consecutive conference road games	16 games (April 19, 2019-April 16, 2021)
Won 7 or more consecutive conference road games	16 games (April 19, 2019-April 16, 2021)
Won 9 or more consecutive conference road games	16 games (April 19, 2019-April 16, 2021)
Won 5 or more consecutive midweek games	25 games (March 5, 2019-April 20, 2021)
Won 10 or more consecutive midweek games	25 games (March 5, 2019-April 20, 2021)
Won 15 or more consecutive midweek games	25 games (March 5, 2019-April 20, 2021)
Won 17 or more consecutive midweek games	25 games (March 5, 2019-April 20, 2021)
Won 5 or more consecutive midweek home games	24 games (March 5, 2019-present)
Won 13 or more consecutive midweek home games	24 games (March 5, 2019-present)
Won 14 or more consecutive midweek home games	24 games (March 5, 2019-present)
Lost 5 or more consecutive games	6 games (April 29-May 8, 2018)
Lost 7 or more consecutive games	7 games (March 28-April 6, 1997)
Lost 8 or more consecutive games	12 games (March 25-April 10, 1994)
Lost 4 or more consecutive home games	4 games (Feb. 24-29, 2012)
Lost 5 or more consecutive home games	6 games (April 30-May 22, 2005)
Lost 6 or more consecutive home games	6 games (April 30-May 22, 2005)
Lost 7 or more consecutive home games	9 games (1965-1966)
Lost 5 or more consecutive road games	6 games (March 30-April 20, 2018)
Lost 6 or more consecutive road games	6 games (March 30-April 20, 2018)
Lost 7 or more consecutive road games	8 games (Feb. 17-April 6, 2012)
Lost 8 or more consecutive road games	8 games (Feb. 17-April 6, 2012)
Lost 9 or more consecutive road games	9 games (March 25-April 26, 1994)
Los 10 or more consecutive road games	11 games (April 18, 1978-March 5, 1979)
Lost 5 or more consecutive conference games	6 games (May 10, 2009-March 20, 2010)
Lost 6 or more consecutive conference games	6 games (May 10, 2009-March 20, 2010)
Lost 7 or more consecutive conference games	7 games (May 10, 2008-March 15, 2009)
Lost 8 or more consecutive conference games	11 games (April 5-27, 2002)
Lost 9 or more consecutive conference games	11 games (April 5-27, 2002)
Lost 10 or more consecutive conference games	11 games (April 5-27, 2002)
Lost 5 or more consecutive conference home games	5 games (April 12-27, 2002)
Lost 6 or more consecutive conference home games	9 games (April 14-May 14, 2000)
Lost 7 or more consecutive conference home games	9 games (April 14-May 14, 2000)
Lost 8 or more consecutive conference home games	9 games (April 14-May 14, 2000)
Lost 5 or more consecutive conference road games	5 games (March 30-April 20, 2018)
Lost 6 or more consecutive conference road games	10 games (April 5-May 17, 2002)
Lost 7 or more consecutive conference road games	10 games (April 5-May 17, 2002)
Lost 8 or more consecutive conference road games	10 games (April 5-May 17, 2002)
Shutout an opponent	vs. Evansville, 9-0, 6 inn. (Feb. 23, 2022)
Shutout an opponent on Opening Day	vs. #7 Oklahoma State, 3-0 (Feb. 18, 2022)
Shutout an opponent at home	vs. #7 Oklahoma State, 3-0 (Feb. 18, 2022)
Shutout an SEC opponent at home	vs. #16 South Carolina, 5-0 (March 20, 2021)
Shutout an opponent on the road	at #5 Tennessee (April 16, 2021)
Shutout an SEC opponent on the road	at #5 Tennessee (April 16, 2021)
Shutout an opponent on a neutral field	vs. Duke, 3-0 @ Nashville Super Regional (June 8, 2019)
Shutout a midweek opponent at home	vs. Evansville, 9-0, 6 inn. (Feb. 23, 2022)
Shutout a midweek opponent on the road	at Middle Tennessee, 1-0 (April 12, 2011)
Shutout back-to-back opponents	vs. South Alabama, 3-0 + 4-0 (Feb. 18-19, 2020)
Shutout three consecutive opponents	vs. South Alabama, 3-0 + 4-0; vs. Illinois-Chicago, 9-0 (Feb. 18-21, 2020)
Was shutout	vs. Mississippi State, 9-0, at College World Series (June 30, 2021)
Was shutout in back-to-back games	Kentucky, 14-0 & 4-0 (April 23, 1976)
Was shutout on Opening Day	vs. San Diego, 10-0 (Feb. 17, 2006)
Was shutout at home	Kentucky, 3-0 (April 17, 2016)
Was shutout at home by an SEC opponent	Kentucky, 3-0 (April 17, 2016)

Was shutout on the road	at Texas A&M, 7-0 (March 17, 2019)
Was shutout on the road by an SEC opponent	at Texas A&M, 7-0 (March 17, 2019)
Was shutout on a neutral field	vs. Mississippi State, 9-0, at College World Series (June 30, 2021)
Was shutout against a midweek opponent at home	vs. Belmont, 1-0 (Feb. 26, 2003)
Was shutout against a midweek opponent on the road	at North Florida, 2-0 (March 5, 1991)
Was shutout against a non-conference opponent on a neutral site	vs. NC State, 1-0, at CWS (June 21, 2021)
Run-ruled an opponent	vs. Auburn, 11-1, 8 inn. @ SEC Tournament (May 22, 1919)
Run-ruled an opponent at home	vs. Evansville, 14-3, 5 inn. (April 17, 2002)
Was run-ruled	vs. Texas A&M, 13-3, 7 inn. @ SEC Tournament (May 27, 2016)
Played in 14 or more innings	14 innings, vs. Illinois-Chicago (W, 6-5) (Feb. 27, 2016)
Played in 15 or more innings	16 innings, vs. Ole Miss (L, 6-5) (April 10, 2015)
Played in 16 or more innings	16 innings, vs. Ole Miss (L, 6-5) (April 10, 2015)
Played in 17 or more innings	17 innings, vs. Louisville (W, 11-10) (May 11, 2010)
Won both games of a doubleheader	at #13 Oklahoma State: 5-0, 18-4 (March 13, 2021)
Shutout opponent in both games of a doubleheader	vs. Georgia: 3-0, 6-0 (April 27, 1976)
Lost both games of a doubleheader	at Tennessee: 4-2 (11), 4-3 (April 25, 2010)
Swept a 3-game series at home	vs. Illinois-Chicago (March 5-7, 2021)
Swept a 3-game series at home vs. non-conference opponent	vs. Illinois-Chicago (March 5-7, 2021)
Swept a 3-game series on the road	at LSU (April 1-3, 2021)
Swept a 3-game SEC series at home	vs. #25 Auburn (April 25-27, 2019)
Swept a 3-game SEC series on the road	at LSU (April 1-3, 2021)
Swept a midweek series at home	2 games, vs. South Alabama (Feb. 18-19, 2020)
Swept a midweek series on the road	2 games, at Ohio (May 17-18, 2005)
Swept a four-game series	vs. Sewanee (1907)
Was swept in a 3-game series at home	vs. Oregon (Feb. 24-26, 2012)
Was swept in a 3-game series at home vs. non-conference opponent	vs. Oregon (Feb. 24-26, 2012)
Was swept in a 3-game series on the road	at Auburn (May 4-6, 2018)
Was swept in a 3-game SEC series at home	vs. Tennessee (May 14-16, 2009)
Was swept in a 3-game SEC series on the road	at Auburn (May 4-6, 2018)
Swept 3 or more SEC series in a season	5, 2019 (vs. UF, at ALA, vs. AUB, at USC, at UK)
Swept 5 or more SEC series in a season	5, 2019 (vs. UF, at ALA, vs. AUB, at USC, at UK)
Swept 6 or more SEC series in a season	6, 2013 (at AUB, vs. UT, at OM, vs. MIZ, vs. MSU, vs. UK)
Was swept in 3 or more SEC series in a season	3, 2009 (vs. ALA, at USC, vs. UT)
Was swept in 4 or more SEC series in a season	4, 2002 (vs. UGA, at OM, at UF, at AUB)
Swept Alabama in a 3-game series at home	April 9-11, 2011
Swept Alabama in a 3-game series on the road	April 19-21, 2019
Was swept by Alabama in a 3-game series at home	April 17-19, 2009
Was swept by Alabama in a 3-game series on the road	April 22-23, 2006
Swept Florida in a 3-game series at home	March 21-23, 2019
Swept Florida in a 3-game series on the road	Never Happened
Was swept by Florida in a 3-game series at home	May 20-22, 2005
Was swept by Florida in a 3-game series on the road	March 30-April 1, 2018
Swept Georgia in a 3-game series at home	April 29-May 1, 2016
Swept Georgia in a 3-game series on the road	April 3-5, 2015
Was swept by Georgia in a 3-game series at home	March 22-24, 2002
Was swept by Georgia in a 3-game series on the road	May 2-4, 2003
Swept Kentucky in a 3-game series at home	May 17-19, 2018
Swept Kentucky in a 3-game series on the road	May 16-18, 2019
Was swept by Kentucky in a 3-game series at home	May 12-14, 2000
Was swept by Kentucky in a 3-game series on the road	April 9-10, 1988
Swept LSU in a 3-game series at home	April 22-24, 2011
Swept LSU in a 3-game series on the road	April 1-3, 2021
Was swept by LSU in a 3-game series at home	Never Happened
Was swept by LSU in a 3-game series on the road	March 7-9, 1997
Swept Mississippi State in a 3-game series at home	April 26-28, 2013
Swept Mississippi State in a 3-game series on the road	March 16-18, 2018
Was swept by Mississippi State in a 3-game series at home	April 20-21, 1991
Was swept by Mississippi State in a 3-game series on the road	March 11-12, 2000
Swept Missouri in a 3-game series at home	April 24-26, 2015
Swept Missouri in a 3-game series on the road	March 25-27, 2021
Was swept by Missouri in a 3-game series at home	Never Happened
Was swept by Missouri in a 3-game series on the road	Never Happened
Swept Ole Miss in a 3-game series at home	May 17-19, 2012
Swept Ole Miss in a 3-game series on the road	April 5-7, 2013
Was swept by Ole Miss in a 3-game series at home	1967
Was swept by Ole Miss in a 3-game series on the road	April 5-6, 2008
Swept South Carolina in a 3-game series at home	Never Happened
Swept South Carolina in a 3-game series on the road	May 3-5, 2019
Was swept by South Carolina in a 3-game series at home	April 12-14, 2002
Was swept by South Carolina in a 3-game series on the road	May 1-3, 2009
Swept Tennessee in a 3-game series at home	March 29-31, 2013
Swept Tennessee in a 3-game series on the road	May 2-4, 2008
Was swept by Tennessee in a 3-game series at home	May 14-16, 2009
Was swept by Tennessee in a 3-game series on the road	May 5-7, 2000

THE LAST TIME VANDERBILT ...

Defeated a Top 25 ranked team	vs. #7 Oklahoma State, 3-0 (Feb. 18, 2022)
Defeated a Top 25 ranked team at home	vs. #7 Oklahoma State, 3-0 (Feb. 18, 2022)
Defeated a Top 25 ranked team on the road	at #18 Ole Miss, 13-2 (May 15, 2021)
Defeated a Top 25 ranked team at a neutral site	vs. #11 Mississippi State, 8-2, at CWS (6/28/21)
Defeated a Top 25 ranked non-conference team	vs. #7 Oklahoma State, 3-0 (Feb. 18, 2022)
Defeated a Top 25 ranked non-conference team at home	vs. #7 Oklahoma State, 3-0 (Feb. 18, 2022)
Defeated a Top 25 ranked non-conference team on the road	at #13 Oklahoma State - Game 2, 18-4 (March 13, 2021)
Defeated a Top 20 ranked team	vs. #7 Oklahoma State, 3-0 (Feb. 18, 2022)
Defeated a Top 20 ranked team at home	vs. #7 Oklahoma State, 3-0 (Feb. 18, 2022)
Defeated a Top 20 ranked team on the road	at #18 Ole Miss, 13-2 (May 15, 2021)
Defeated a Top 20 ranked team at a neutral site	vs. #11 Mississippi State, 8-2, at CWS (6/28/21)
Defeated a Top 15 ranked team	vs. #7 Oklahoma State, 3-0 (Feb. 18, 2022)
Defeated a Top 15 ranked team at home	vs. #7 Oklahoma State, 3-0 (Feb. 18, 2022)
Defeated a Top 15 ranked team on the road	at #14 Florida, 11-7 (April 30, 2021)
Defeated a Top 15 ranked team at a neutral site	vs. #11 Mississippi State, 8-2, at CWS (6/28/21)
Defeated a Top 10 ranked team	vs. #7 Oklahoma State, 3-0 (Feb. 18, 2022)
Defeated a Top 10 ranked team at home	vs. #7 Oklahoma State, 3-0 (Feb. 18, 2022)
Defeated a Top 10 ranked team on the road	at #5 Tennessee, 10-4 (April 18, 2021)
Defeated a Top 10 ranked team at a neutral site	vs. #7 Stanford, 6-5 (June 23, 2021)
Defeated a Top 5 ranked team	vs. #4 Mississippi State, 7-4 (April 25, 2021)
Defeated a Top 5 ranked team at home	vs. #4 Mississippi State, 7-4 (April 25, 2021)
Defeated a Top 5 ranked team on the road	at #5 Tennessee, 10-4 (April 18, 2021)
Defeated a Top 5 ranked team at a neutral site	vs. #5 Arizona, 7-6 (June 19, 2021)
Defeated a #1 ranked team	vs. #1 Texas A&M, 6-5 (May 25, 2016)
Defeated a #1 ranked team at home	vs. #1 Kentucky, 4-3 (April 28, 2012)
Defeated a #1 ranked team on the road	at #1 Florida, 5-0 (May 14, 2016)
Defeated a #1 ranked team at a neutral site	vs. #1 Texas A&M, 6-5 (May 25, 2016)
Won a series against a Top 25 ranked team	vs. #4 Mississippi State, 6-2, 4-7, 7-4 (April 23-25, 2021)
Won a series against a Top 10 ranked team	vs. #4 Mississippi State, 6-2, 4-7, 7-4 (April 23-25, 2021)
Won a series against a Top 25 ranked team at home	vs. #4 Mississippi State, 6-2, 4-7, 7-4 (April 23-25, 2021)
Won a series against a Top 10 ranked team at home	vs. #4 Mississippi State, 6-2, 4-7, 7-4 (April 23-25, 2021)
Won a series against a Top 25 ranked team on the road	at #5 Tennessee, 5-0, 4-8, 10-4 (April 16-18, 2021)
Won a series against a Top 10 ranked team on the road	at #5 Tennessee, 5-0, 4-8, 10-4 (April 16-18, 2021)
Swept a series against a Top 25 ranked team	vs. #25 Auburn: 12-6, 5-2, 9-5 (April 25-27, 2019)
Swept a series against a Top 10 ranked team	2 games, at #1 Arkansas, 9-0, 13-6 (April 10-11, 2009)
Played to a tie	Have not swept a 3-game series in the Tim Corbin era vs. Alabama, 3-3 - 8 inn. (May 20, 2017)
Hit back-to-back home runs	Carter Young (solo), Dominic Keegan (solo) - 7th inn. vs. Illinois-Chicago (March 5, 2021)
Hit back-to-back HR twice in a game	Carter Young (2R), Dominic Keegan (solo) - 3rd inn; Enrique Bradfield Jr. (3R), Carter Young (solo) - 4th inn vs. Alabama (May 7, 2021)
Had multiple players hit 2-or-more home runs	Stephen Scott (2), Philip Clarke (2), Connor Kaiser (3) at Clemson (June 3, 2018)
Hit 2 or more home runs in an inning	2, 8th inning vs. Georgia Tech (June 6, 2021)
Hit 3 or more home runs in an inning	3, 3rd inning vs. San Diego (Feb. 21, 2016)
Hit 5 or more home runs in a game	5, vs. Duke (June 9, 2019)
Hit 6 or more home runs in a game	9, vs. #8 Clemson @ NCAA Clemson Regional (June 3, 2018)
Hit 8 or more home runs in a game	9, vs. #8 Clemson @ NCAA Clemson Regional (June 3, 2018)
Hit multiple grand slams in a season	4 (D. Keegan, T. Kolwyck, C. Young, I. Thomas) (2021)
Hit 3 or more grand slams in a season	4 (D. Keegan, T. Kolwyck, C. Young, I. Thomas) (2021)
Hit 4 or more grand slams in a season	4 (D. Keegan, T. Kolwyck, C. Young, I. Thomas) (2021)
Homered in 3 or more consecutive innings	3, vs. Tennessee Tech, 3rd-4th-5th (April 30, 2019)
Homered in 4 or more consecutive innings	4, vs. Clemson, 5th-6th-7th-8th (June 3, 2018)
Homered in 5 or more consecutive games	5 games (April 25-May 22, 2021)
Homered in 8 or more consecutive games	11 games (April 13-May 5, 2019)
Homered in 9 or more consecutive games	11 games (April 13-May 5, 2019)
Homered in 10 or more consecutive games	11 games (April 13-May 5, 2019)
Scored 10 or more runs in 3 consecutive games	3 games (March 30-April 2, 2021)
Scored 10 or more runs in 4 consecutive games	4 games (April 9-14, 2013)
Scored 10 or more runs in 5 or more consecutive games	6 games (April 22-May 1, 2011)
Scored 15 or more runs in a game	20, vs. FIU (May 18, 2021)
Scored 20 or more runs in a game	20, vs. FIU (May 18, 2021)
Scored 20 or more runs in consecutive games	21-10 vs. Tennessee Tech; 22-11 at S. Carolina (April 30; May 3, 2019)
Scored 10 or more runs in a loss	12-14, vs. Arkansas (April 14, 2019)
Scored 15 or more runs in a loss	15-16, 10 inn. - at LSU (May 7, 2010)
Scored 17 or more runs in a loss	17-22, vs. Michigan State (March 20, 1993)
Scored 20 or more runs in a loss	Never Happened
Scored 10 or more unanswered runs	17, vs. FIU (May 18, 2021)
Scored 15 or more unanswered runs	17, vs. FIU (May 18, 2021)
Scored 20 or more unanswered runs	21, vs. Radford @ NCAA Nashville Regional (June 1, 2015)
Scored in 5 consecutive innings	5, (1st-5th inn.) vs. Evansville (Feb. 23, 2022)
Scored in 6 consecutive innings	6, (4th-9th inn.) at Ole Miss (May 15, 2021)
Scored 5 or more runs in the first inning	7, vs. #11 Mississippi State, 8-2, at CWS (6/28/21)
Scored 6 or more runs in the first inning	7, vs. #11 Mississippi State, 8-2, at CWS (6/28/21)
Scored 7 or more runs in the first inning	7, vs. #11 Mississippi State, 8-2, at CWS (6/28/21)
Scored 9 or more runs in the first inning	9, vs. Samford (March 12, 2019)

Scored in the first inning in 4 or more consecutive games	4 games (Feb. 21-25, 2020)
Scored 7 or more runs in an inning	7, (1st inn.) vs. #11 Mississippi State, 8-2, at CWS (6/28/21)
Scored 10 or more runs in an inning	13 (2nd inn.) vs. FIU (May 18, 2021)
Scored 14 or more runs in an inning	14 (3rd inn.) vs. Middle Tennessee (May 15, 2018)
Scored 4 or more runs in three diff. innings	7 (4th inn), 9 (6th inn) & 5 (7th inn) at South Carolina (May 3, 2019)
Scored 4 or more runs in three diff. innings in consecutive games	6 (1st inn), 5 (3rd inn) & 4 (4th inn) vs. Tennessee Tech (April 30, 2019) and 7 (4th inn), 9 (6th inn) & 5 (7th inn) at S. Carolina (May 3, 2019)
Scored 10 or more runs in a road game	10, at Ole Miss (May 16, 2021)
Scored 15 or more runs in a road game	18, at #13 Oklahoma State - Game 2 (March 13, 2021)
Scored 20 or more runs in a road game	22, at South Carolina (May 3, 2019)
Scored 25 or more runs in a road game	Never Happened
Allowed 10 or more runs in a loss	13, vs. #11 Mississippi State, at CWS (6/29/21)
Allowed 10 or more runs in a win	11, vs. Georgia Tech (June 6, 2021)
Allowed 15 or more runs in a game	18, vs. Duke (June 7, 2019)
Allowed 20 or more runs in a game	20, vs. Florida (April 15, 2017)
Allowed 7 or more runs in an inning	10, 8th inn. vs. Duke (June 7, 2019)
Allowed 10 or more runs in an inning	13, 7th inn. vs. Xavier (June 4, 2016)
Allowed 5 or more runs in the first inning	6, vs. Ole Miss @ SEC Tourney (May 26, 2019)
Overcame a deficit of 4 or more runs in a win	4, vs. #7 Stanford @College World Series (June 23, 2021)
Overcame a deficit of 5 or more runs in a win	8, vs. Ole Miss @ SEC Tournament (May 26, 2019)
Overcame a deficit of 6 or more runs in a win	8, vs. Ole Miss @ SEC Tournament (May 26, 2019)
Overcame a deficit of 7 or more runs in a win	8, vs. Ole Miss @ SEC Tournament (May 26, 2019)
Overcame a deficit of 8 or more runs in a win	8, vs. Ole Miss @ SEC Tournament (May 26, 2019)
Overcame a deficit of 9 or more runs in a win	10, vs. Illinois State (March 1, 2015)
Squandered a lead of 4 or more runs in a loss	4, vs. #16 South Carolina (March 21, 2021)
Squandered a lead of 5 or more runs in a loss	5, at #19 Texas A&M (March 16, 2019)
Squandered a lead of 6 or more runs in a loss	7, vs. South Carolina (April 27, 2018)
Squandered a lead of 7 or more runs in a loss	7, vs. South Carolina (April 27, 2018)
Had 15 or more hits in a game	19, vs. FIU (May 18, 2021)
Had 15 or more hits in a win	19, vs. FIU (May 18, 2021)
Had 18 or more hits in a game	19, vs. FIU (May 18, 2021)
Had 18 or more hits in a win	19, vs. FIU (May 18, 2021)
Had 20 or more hits in a win	21, vs. Tennessee Tech (April 30, 2019)
Had 30 or more hits in a game	30, vs. Alabama (April 17, 1988)
Had 50 or more hits in an SEC series	54, vs. Missouri (April 12-14, 2013)
Had 15 or more hits in a loss	17, vs. Florida (April 15, 2017)
Had 10 or more total bases in a game	Dominic Keegan (10) vs. Presbyterian (June 4, 2021)
Had 11 or more total bases in a game	Connor Kaiser (14) at Clemson (June 3, 2018)
Had at least 15 hits in back-to-back games	15, 21, 15 vs. Auburn, Tenn. Tech and at South Carolina (April 27-May 3, 2019)
Had at least 10 hits in 5 or more consecutive games	5 games (April 25-May 3, 2019)
Had at least 10 hits in 6 or more consecutive games	6 games (Feb. 20-March 1, 2019)
Had at least 10 hits in 7 or more consecutive games	7 games (Feb. 18-27, 2018)
Had at least 10 hits in 8 or more consecutive games	8 games (Feb. 27-March 12, 2010)
Had 5 or more doubles in a game	5, vs. Georgia Tech (June 6, 2021)
Had 6 or more doubles in a game	6, at Missouri (March 25, 2021)
Had 7 or more doubles in a game	8, at Clemson (June 3, 2017)
Allowed 5 or more doubles in a game	6, vs. Arkansas (April 14, 2019)
Allowed 6 or more doubles in a game	6, vs. Arkansas (April 14, 2019)
Had 2 or more triples in a game	2, vs. Tennessee Tech (March 30, 2021)
Had 3 or more triples in a game	4, vs. Radford (May 31, 2015)
Had 4 or more triples in a game	4, vs. Radford (May 31, 2015)
Allowed 2 or more triples in a game	2, vs. Duke (June 7, 2019)
Allowed 3 or more triples in a game	3, vs. Texas A&M (April 11, 2014)

THE LAST TIME VANDERBILT ...

Allowed 3 or more home runs in a game _____ 3, vs. Kentucky (May 22, 2021)
Allowed 4 or more home runs in a game _____ 4, at Florida (May 1, 2021)
Allowed 5 or more home runs in a game _____ 7, vs. Georgia (April 8, 2021)

Did not draw a walk in a game _____ vs. #12 Arkansas (April 12, 2019)
Walked 10 or more times in a game _____ 14, at #13 Oklahoma State - Game 2 (March 13, 2021)
Walked 15 or more times in a game _____ 17, vs. Davidson (March 5, 2019)
Walked 18 or more times in a game _____ 19, vs. Middle Tennessee (May 15, 2018)
Allowed 0 walks in a game _____ vs. #4 Mississippi State (April 23, 2021)
Allowed 0 walks in back-to-back games _____ at San Diego, DH (Feb. 20, 2011)
Allowed 10 or more walks in a game _____ 10, vs. #11 Mississippi State, at CWS (6/29/21)
Allowed 12 or more walks in a game _____ 12, vs. Austin Peay (Feb. 27, 2019)
Allowed 10-plus walks in back-to-back games _____ 12, vs. Illinois State; 12, vs. Evansville (March 1-3, 2015)

Did not strikeout in a game _____ vs. Tennessee-Martin (Feb. 23, 2005)
Struck out 12 or more times in a game _____ 12, vs. Georgia Tech (June 6, 2021)
Struck out 15 or more times in a game _____ 16, vs. #16 South Carolina (March 21, 2021)
Struck out 15 or more batters in a game _____ 18, vs. #7 Oklahoma State (Feb. 18, 2022)
Struck out 19 or more batters in a game _____ 19, vs. #5 Arizona (June 19, 2021)
Struck out 20 or more opposing batters in a game _____ 22, vs. Ole Miss (April 10, 2015)
Struck out 10 or more opposing batters in 5 consecutive games _____ 15 games (Feb. 28-March 26, 2021)
Struck out 10 or more opposing batters in 8 consecutive games _____ 15 games (Feb. 28-March 26, 2021)

Pitching staff held opponent scoreless for 10 consecutive inn. in a game _____ 11 inn. at Missouri (March 26, 2016)

Had 5 or more hit batters in a game _____ 5, by Georgia State - Game 2 (Feb. 28, 2021)
Had 6 or more hit batters in a game _____ 6, by Rhode Island (March 4, 2012)

Had 5 or more stolen bases in a game _____ 6, vs. Hawaii (March 1, 2020)
Had 6 or more stolen bases in a game _____ 6, vs. Hawaii (March 1, 2020)
Had 7 or more stolen bases in a game _____ 7, vs. UMass-Lowell (Feb. 25, 2018)
Had 8 or more stolen bases in a game _____ 8, vs. UNC-Wilmington (June 1, 2012)

Left 13 or more runners on base _____ 14, at Missouri (March 25, 2021)
Left 14 or more runners on base _____ 14, at Missouri (March 25, 2021)
Left 15 or more runners on base _____ 15, vs. #14 Florida (March 22, 2019)
Left 16 or more runners on base _____ 17, vs. Mississippi State @ Nashville Super Regional (June 10, 2018)

Committed 4 or more errors in a game _____ 4, vs. Cal Poly (Feb. 16, 2020)
Committed 5 or more errors in a game _____ 6, at Middle Tennessee (March 22, 2016)
Committed 6 or more errors in a game _____ 6, at Middle Tennessee (March 22, 2016)

Combined for a no-hitter _____ at Western Kentucky (J. Lewis, N. Pilkington, J. Scott, M. Buschmann), May 6, 2003
Combined for a perfect game _____ at Western Kentucky (J. Lewis, N. Pilkington, J. Scott, M. Buschmann), May 6, 2003
Combined on a one-hitter _____ vs. Evansville, 6 inn. (Devin Futrell, Bryce Cunningham), Feb. 23, 2022
Combined on a two-hitter _____ vs. #12 East Carolina (Jack Leiter, Nick Maldonado) June 12, 2021
Combined on a three-hitter _____ vs. #12 East Carolina (Kumar Rocker, Nick Maldonado, Luke Murphy) June 11, 2021
Was no-hit _____ at Texas A&M (Kyle Simonds, 9.0), May 7, 2016

Started six true freshmen _____ at Auburn (Austin Martin - LF, Philip Clarke - DH, Pat DeMarco - RF, Jayson Gonzalez - SS, Garrett Blaylock - 3B, Mason Hickman - SP), May 6, 2018

HITTING:

Hit an inside-the-park home run _____ Will Toffey vs. Belmont (March 22, 2017)
Hit a pinch-hit home run _____ Spencer Jones at #15 Louisville (May 4, 2021)
Hit a grand slam _____ Isaiah Thomas vs. Georgia Tech (June 6, 2021)
Hit a grand slam on the road _____ Carter Young at #18 Ole Miss (May 15, 2021)

Hit a walk-off home run _____ Troy LaNeve vs. Kentucky (May 20, 2021)
Hit an extra-inning walk-off home run _____ Isaiah Thomas vs. Hawaii, 11th inning (March 1, 2020)
Hit a postseason walk-off home run _____ JJ Bleday vs. Mississippi State (June 9, 2018)
Had a walk-off base hit _____ Jayson Gonzalez vs. Arizona (June 19, 2021)
Drew a walk-off walk _____ Carter Young vs. TCU (March 8, 2020)

Hit 2 or more home runs in a game _____ Dominic Keegan vs. Presbyterian (June 4, 2021)
Hit 2 or more home runs in an SEC game _____ Isaiah Thomas at #18 Ole Miss (May 15, 2021)
Hit 3 or more home runs in a game _____ Connor Kaiser (3) at Clemson (June 3, 2018)
Hit 2 or more home runs in consecutive games _____ Austin Martin (2) vs. Duke + Louisville (June 9-16, 2019)

Homered in consecutive at-bats _____ Carter Young, 3rd inn., 4th inn. vs. Alabama (May 7, 2021)
Homered in consecutive at-bats in an SEC game _____ Carter Young, 3rd inn., 4th inn. vs. Alabama (May 7, 2021)

Hit for the cycle _____ Clinton Johnston vs. Kentucky (April 28, 1996)
Hit for the cycle in an SEC game _____ Clinton Johnston vs. Kentucky (April 28, 1996)

Had a 20-game hit streak _____ JJ Bleday and Austin Martin, 20 (May 17, 2018-March 1, 2019)
Had a 25-game hit streak _____ Xavier Turner, 27 (March 4-April 22, 2014)
Had a 45-game on-base streak _____ JJ Bleday, 50 (March 19-June 26, 2019)

Had 2 hits in an inning _____ Ethan Paul (1B, 2B) vs. Davidson (March 5, 2019)
Had 5 or more hits in a game _____ Ethan Paul (5) vs. #14 Florida (March 22, 2019)

Had 5 or more RBIs in a game _____ Isaiah Thomas (5) vs. Georgia Tech (June 6, 2021)
Had 6 or more RBIs in a game _____ Maxwell Romero Jr. (7) & Dominic Keegan (6) vs. Georgia State - Game 2 (Feb. 28, 2021)
Had 7 or more RBIs in a game _____ Maxwell Romero Jr. (7) vs. Georgia State - Game 2 (Feb. 28, 2021)
Had 10 or more RBIs in a game _____ Connor Kaiser (10) at Clemson (June 3, 2018)

Stole home _____ Ethan Paul vs. Auburn (May 19, 2016)
Had a triple steal _____ Ethan Paul (home), Jeren Kendall (3rd), Bryan Reynolds (2nd) vs. Auburn (May 19, 2016)
Had 3 or more stolen bases in a game _____ 4, Enrique Bradfield Jr. vs. Georgia Tech (June 6, 2021)

PITCHING:

Threw a 9-inning no-hitter _____ Jack Leiter vs. #16 South Carolina (March 20, 2021)
Kumar Rocker vs. Duke @ Nashville Super Regional (June 8, 2019)
Doug Wessel vs. Belmont (April 19, 1971)

Struck out 10 or more batters in a game _____ Chris McElvain, 10, vs. #7 Oklahoma State (Feb. 18, 2021)
Struck out 10 or more batters in an SEC game _____ Jack Leiter, 13, at Ole Miss (May 15, 2021)
Struck out 12 or more batters in a game _____ Jack Leiter, 15, vs. NC State (June 21, 2021)
True freshman struck out 10 or more batters in a game _____ Jack Leiter, 12, vs. South Alabama (Feb. 18, 2020)
True freshman struck out 10 or more batters in debut _____ Jack Leiter, 12, vs. South Alabama (Feb. 18, 2020)
True freshman struck out 15 or more batters in a game _____ Kumar Rocker, 19, vs. Duke (June 8, 2019)
Struck out 15 or more batters in a game _____ Jack Leiter, 15, vs. NC State (June 21, 2021)
Struck out 10 or more batters in consecutive games _____ Kumar Rocker (11) and Jack Leiter (10) vs. #12 East Carolina (June 11-12, 2021)

Pitched a 7-inning, complete game _____ Mason Hickman vs. LSU (March 25, 2018)
Pitched 9 or more innings _____ 9.0, Kumar Rocker vs. #4 Mississippi State (April 23, 2021)
Pitched 9 or more scoreless innings _____ 9.0, Jack Leiter vs. #16 South Carolina (March 20, 2021)
Pitched a 9-inning, complete game _____ 9.0, Kumar Rocker vs. #4 Mississippi State (April 23, 2021)
Pitched a 9-inning, complete-game shutout _____ 9.0, Jack Leiter vs. #16 South Carolina (March 20, 2021)
Picked up 10 or more saves in a season _____ 17, Tyler Brown (2019)
Picked up 15 or more saves in a season _____ 17, Tyler Brown (2019)
Picked up win and save on same day _____ Jackson Gillis vs. Ole Miss, Win - Game 1, Save - Game 2 (April 15, 2018)
Picked up the save (true freshman) _____ Sam Hliboki vs. Hawaii (Feb. 28, 2020)

NUMERICAL ROSTER

No.	Name	Pos.	B/T	Ht.	Wt.	Cl.	Hometown/High School
1	Matthew Polk	UTL	R/R	5-11	180	Fr./HS	Long Beach, Calif./Orange Lutheran
2	Javier Vaz	IF	L/R	5-9	151	Sr./1L	Huntsville, Ala./Huntsville
3	Rob Gordon	IF	R/R	6-2	176	Fr./HS	Atlanta, Ga./Grady
5	Anthony Migliaccio	UTL	S/R	6-1	200	Fr./HS	Wyandotte, Mich./Detroit Country Day
6	Tate Kolwyck	IF	R/R	5-11	195	Sr./3L	Memphis, Tenn./Arlington
9	Carter Young	IF	S/R	6-0	180	Jr./2L	Selah, Wash./Selah
10	T.J. McKenzie	OF	R/R	6-1	180	Jr./2L	Loxahatchee, Fla./The Benjamin School
11	Davis Diaz	IF	R/R	5-11	170	Fr./HS	Pittsburg, Calif./Acalanes
12	Dominic Keegan	UTL	R/R	6-0	210	Sr./3L	Methuen, Mass./Central Catholic
13	Jonathan Vastine	IF	L/R	5-11	165	Fr./HS	Bartow, Fla./Bartow
16	Jack Bulger	UTL	R/R	6-0	210	So./1L	Bowie, Md./DeMatha Catholic
17	Ryan Ginther	LHP	R/L	5-11	201	Fr./HS	Hendersonville, Tenn./Station Camp
18	JD Rogers	OF	L/L	5-10	185	Fr./HS	Carmel, Ind./Carmel
19	Troy LaNeve	OF	L/R	6-0	210	Jr./2L	Pittsburgh, Pa./Pine Richland
20	Carter Holton	LHP	L/L	5-11	195	Fr./HS	Savannah, Ga./Benedictine Military
21	Calvin Hewett	OF	R/L	6-3	205	So./1L	Greenland, N.H./Portsmouth
23	Kenny Mallory Jr.	OF	L/L	6-3	195	Fr./HS	Lawrenceville, Ga./Mountain View
25	Parker Noland	IF	L/R	6-1	200	Jr./2L	Knoxville, Tenn./Farragut
29	Nick Maldonado	RHP	R/R	6-1	205	Jr./2L	Short Hills, N.J./Seton Hall Prep
30	Nelson Berkwich	LHP	L/L	5-11	190	So.1L	Boca Raton, Fla./American Heritage
33	Hunter Owen	LHP	R/L	6-6	240	So./1L	South Portland, Maine/South Portland
34	Spencer Jones	UTL	L/L	6-7	225	Jr./2L	Encinitas, Calif./La Costa Canyon
35	Chris McElvain	RHP	R/R	6-0	205	Jr./2L	Thompson Station, Tenn./Summit
36	Grayson Moore	RHP	S/R	6-3	190	So./1L	Longwood, Fla./Lake Mary
39	Gavin Casas	IF	L/R	6-3	225	So./1L	Pembroke Pines, Fla./American Heritage
40	Sam Hliboki	RHP	L/R	6-3	210	Jr./2L	Los Angeles, Calif./Harvard Westlake
42	Christian Little	RHP	R/R	6-4	210	So./1L	St. Louis, Mo./Christian Brothers College
43	Michael Doolin	RHP	L/R	6-4	220	Jr./2L	Schererville, Ind./Andrean
44	Donye Evans	RHP	R/R	6-6	220	So./1L	Decatur, Ga./Redan
45	Alan Espinal	C	R/R	6-0	190	So./1L	Viera, Fla./Viera
46	Gage Bradley	RHP	R/R	6-3	190	So./1L	Clarksville, Tenn./Rossview
48	Christian Smith	OF	L/L	6-2	195	Fr./HS	Atlanta, Ga./Grady
50	Kyle Magrans	RHP	R/R	6-3	210	Fr./HS	Clarksville, Tenn./Clarksville
51	Enrique Bradfield Jr.	OF	L/L	6-1	160	So./1L	Hialeah, Fla./American Heritage
52	Sam Hunt	UTL	S/R	6-2	205	Fr./HS	Minneapolis, Minn./IMG Academy
55	Colton Regen	RHP	R/R	6-4	170	Fr./HS	Mt. Juliet, Tenn./Mt. Juliet
66	Thomas Schultz	RHP	R/R	6-6	225	Jr./2L	Mount Carmel, Pa./Our Lady of Lourdes Regional
77	Brett Hansen	LHP	L/L	6-4	205	So./1L	Pleasanton, Calif./Foothill
88	Patrick Reilly	RHP	R/R	6-3	210	So./1L	Sea Girt, N.J./Christian Brothers Academy
95	Devin Futrell	LHP	L/L	6-5	195	Fr./HS	Pembroke Pines, Fla./American Heritage
97	Bryce Cunningham	RHP	R/R	6-5	225	Fr./HS	Headland, Ala./Headland
98	Greysen Carter	RHP	S/R	6-4	218	Fr./HS	Louisville, Colo./Fairview
99	Jack Anderson	RHP	L/R	6-5	190	Gr./TR	Nashville, Tenn./Montgomery Bell Academy

Head Coach: 4 Tim Corbin (Ohio Wesleyan '84) – 20th season at Vanderbilt
Associate Head Coach: 26 Scott Brown (SUNY-Cortland '99)
Assistant Coach: 24 Mike Baxter (Vanderbilt '05)
Volunteer Coach: 49 Tyler Shewmaker (Kentucky Wesleyan '16)
Strength and Conditioning Coach: Chris Ham (Illinois '05)
General Manager/Chief of Staff: Brooks Webb (Birmingham-Southern '11)
Director of Baseball Operations: Amy Elkus (Kentucky '14)
Athletic Trainer: Chris Matarazzo (Springfield College '12)
Director of Player Development: Brandon Barak (Illinois '12)
Video Coordinator: Josh Ruchotzke (Vanderbilt '17)
Equipment Manager: Bailey Provo (Lipscomb '21)
Student Managers: Sebastian Baca, Ahmed Elkhawad, Zac Klinger, Donovan Simon

PRONUNCIATION GUIDE

Enrique Bradfield Jr. _____ IN-reek-A
Gavin Casas _____ CAH-sus
Alan Espinal _____ ESS-pen-all
Devin Futrell _____ few-trell
Sam Hliboki _____ luh-BO-kee
Tate Kolwyck _____ COLE-wick
Troy LaNeve _____ luh-neve
Kyle Magrans _____ muh-grans; rhymes with bronze
Anthony Migliaccio _____ mig-LEE-ah-chee-oh
Colton Regen _____ region
Jonathan Vastine _____ vast-ine; rhymes with nine
Javier Vaz _____ rhymes with spaz

ALPHABETICAL ROSTER

#	Name	Pos.	Yr.
99	Jack Anderson	RHP	Gr.
30	Nelson Berkwich	LHP	So.
51	Enrique Bradfield Jr.	OF	So.
46	Gage Bradley	RHP	So.
16	Jack Bulger	UTL	So.
98	Greysen Carter	RHP	Fr.
39	Gavin Casas	IF	So.
97	Bryce Cunningham	RHP	Fr.
11	Davis Diaz	IF	Fr.
43	Michael Doolin	RHP	Jr.
45	Alan Espinal	C	So.
44	Donye Evans	RHP	So.
95	Devin Futrell	LHP	Fr.
17	Ryan Ginther	LHP	Fr.
3	Rob Gordon	IF	Fr.
77	Brett Hansen	LHP	So.
21	Calvin Hewett	OF	So.
40	Sam Hliboki	RHP	Jr.
20	Carter Holton	LHP	Fr.
52	Sam Hunt	UTL	Fr.
34	Spencer Jones	UTL	Jr.
12	Dominic Keegan	UTL	Sr.
6	Tate Kolwyck	IF	Sr.
19	Troy LaNeve	OF	Jr.
42	Christian Little	RHP	So.
50	Kyle Magrans	RHP	Fr.
29	Nick Maldonado	RHP	Jr.
23	Kenny Mallory Jr.	OF	Fr.
35	Chris McElvain	RHP	Jr.
10	T.J. McKenzie	OF	Jr.
5	Anthony Migliaccio	UTL	Fr.
36	Grayson Moore	RHP	So.
25	Parker Noland	IF	Jr.
33	Hunter Owen	LHP	So.
1	Matthew Polk	UTL	Fr.
55	Colton Regen	RHP	Fr.
88	Patrick Reilly	RHP	So.
18	JD Rogers	OF	Fr.
66	Thomas Schultz	RHP	Jr.
48	Christian Smith	OF	Fr.
13	Jonathan Vastine	IF	Fr.
2	Javier Vaz	IF	Sr.
9	Carter Young	IF	Jr.


EXPERIENCE BREAKDOWN

Graduates (1) _____ Anderson
Seniors (3) _____ Keegan, Kolwyck, Vaz
Juniors (10) _____ Doolin, Hliboki, Jones,
LaNeve, Maldonado, McElvain, McKenzie,
Noland, Schultz, Young
Sophomores (13) _____ Berkwich, Bradfield Jr., Bradley, Bulger,
Casas, Espinal, Evans, Hansen, Hewett,
Little, Moore, Owen, Reilly
Freshmen (16) _____ Carter, Cunningham, Diaz, Futrell, Ginther,
Gordon, Holton, Hunt, Magrans, Mallory Jr.,
Migliaccio, Polk, Regen, Rogers, Smith, Vastine


2022 TV ROSTER



1
Matthew Polk
Fr. • 5-11 • 180 • R/R
UTL • Long Beach, Calif.




2
Javier Vaz
Sr. • 5-9 • 151 • L/R
IF • Huntsville, Ala.




3
Rob Gordon
Fr. • 6-2 • 176 • R/R
IF • Atlanta, Ga.



5
Anthony Migliaccio
Fr. • 6-1 • 200 • S/R
UTL • Wyandotte, Mich.




6
Tate Kolwyck
Sr. • 5-11 • 195 • R/R
IF • Memphis, Tenn.




9
Carter Young
Sr. • 6-0 • 180 • S/R
IF • Selah, Wash.




10
T.J. McKenzie
Jr. • 6-1 • 180 • R/R
OF • Loxahatchee, Fla.




11
Davis Diaz
Fr. • 5-11 • 170 • R/R
IF • Pittsburg, Calif.




12
Dominic Keegan
Sr. • 6-0 • 210 • R/R
UTL • Methuen, Mass.




13
Jonathan Vastine
Fr. • 5-11 • 165 • L/R
IF • Bartow, Fla.




16
Jack Bulger
So. • 6-0 • 210 • R/R
UTL • Bowie, Md.




17
Ryan Ginther
Fr. • 5-11 • 201 • R/L
LHP • Hendersonville, Tenn.



18
JD Rogers
Fr. • 5-10 • 185 • L/L
OF • Carmel, Ind.




19
Troy LaNeve
Jr. • 6-0 • 210 • L/R
OF • Pittsburgh, Calif.




20
Carter Holton
Fr. • 5-11 • 195 • L/L
LHP • Savannah, Ga.




21
Calvin Hewett
So. • 6-3 • 205 • R/L
OF • Greenland, N.H.




23
Kenny Mallory Jr.
Fr. • 6-3 • 195 • L/L
OF • Lawrenceville, Ga.




25
Parker Noland
Jr. • 6-1 • 200 • L/R
IF • Knoxville, Tenn.



29
Nick Maldonado
Jr. • 6-1 • 205 • R/R
RHP • Short Hills, N.J.




30
Nelson Berkwich
So. • 5-11 • 190 • L/L
LHP • Boca Raton, Fla.




33
Hunter Owen
So. • 6-6 • 240 • R/L
LHP • South Portland, Maine




34
Spencer Jones
Jr. • 6-7 • 225 • L/L
UTL • Encinitas, Calif.




35
Chris McElvain
Jr. • 6-0 • 205 • R/R
RHP • Thompson Station, Tenn.




36
Grayson Moore
So. • 6-3 • 190 • S/R
RHP • Lake Mary, Fla.




39
Gavin Casas
So. • 6-3 • 225 • L/R
IF • Pembroke Pines, Fla.




40
Sam Hliboki
Jr. • 6-3 • 210 • L/R
RHP • Los Angeles, Calif.




42
Christian Little
So. • 6-4 • 210 • R/R
RHP • St. Louis, Mo.




43
Michael Doolin
RHP • Schererville, Ind.




44
Donye Evans
So. • 6-6 • 220 • R/R
RHP • Decatur, Ga.




45
Alan Espinal
So. • 6-0 • 190 • R/R
C • Viera, Fla.




46
Gage Bradley
So. • 6-3 • 190 • R/R
RHP • Clarksville, Tenn.




48
Christian Smith
OF • Atlanta, Ga.




50
Kyle Magrans
Fr. • 6-3 • 210 • R/R
RHP • Clarksville, Tenn.




51
Enrique Bradfield Jr.
So. • 6-1 • 160 • L/L
OF • Hialeah, Fla.




52
Sam Hunt
Fr. • 6-2 • 205 • S/R
UTL • Minneapolis, Minn.




55
Colton Regen
Fr. • 6-4 • 170 • R/R
RHP • Mt. Juliet, Tenn.



66
Thomas Schultz
Jr. • 6-6 • 225 • R/R
RHP • Mount Carmel, Pa.




77
Brett Hansen
So. • 6-4 • 205 • L/L
LHP • Pleasanton, Calif.




88
Patrick Reilly
So. • 6-3 • 210 • R/R
RHP • Sea Girt, N.J.




95
Devin Futrell
Fr. • 6-5 • 195 • L/L
LHP • Pembroke Pines, Fla.



97
Bryce Cunningham
Fr. • 6-5 • 225 • R/R
RHP • Headland, Ala.



98
Greysen Carter
Fr. • 6-4 • 218 • S/R
RHP • Louisville, Colo.




99
Jack Anderson
Gr. • 6-5 • 190 • L/R
RHP • Nashville, Tenn.




4
Tim Corbin
Head Coach
20th Season



26
Scott Brown
Associate Head Coach
10th Season



24
Mike Baxter
Assistant Coach
5th Season



49
Tyler Shewmaker
Volunteer Assistant Coach
1st Season