



Officials: Byron Jarrett, Todd Austin, Doug Simons

Texas A&M - 67

Record: 16-11 (5-9)

NO.	Name	F	Min	FG	3P	FT	Rebounds			Fouls		TP	AS	TO	ST	Blocks		+/-
				M-A	M-A	M-A	OR	DR	TOT	PF	FD					BS	BA	
15	Henry Coleman III	F	27:12	0-3	0-0	0-0	4	1	5	5	0	0	0	0	0	0	3	-6
31	Javonte Brown	F	07:19	0-0	0-0	0-0	1	2	3	0	0	0	0	2	0	1	0	-7
1	Marcus Williams	G	13:41	0-3	0-1	0-0	0	1	1	0	0	0	3	0	2	0	1	-3
20	Andre Gordon	G	21:56	2-6	1-3	0-0	1	4	5	2	2	5	2	1	3	0	0	-9
23	Tyrece Radford	G	27:30	5-13	2-6	0-1	0	6	6	2	3	12	2	1	3	0	2	-5
5	Hassan Diarra		18:56	4-10	0-6	5-8	0	6	6	3	4	13	2	3	1	0	1	1
10	Ethan Henderson		11:16	2-2	0-0	0-0	0	0	0	4	0	4	0	2	1	0	0	-1
4	Wade Taylor IV		10:34	0-5	0-3	0-0	0	1	1	0	2	0	0	2	2	0	1	-8
0	Aaron Cash		21:29	2-3	0-0	1-1	1	1	2	4	2	5	0	1	0	0	1	2
2	Hayden Hefner		08:21	1-2	0-1	1-1	0	1	1	0	1	3	1	1	1	0	0	1
3	Quenton Jackson		22:43	5-8	2-2	11-12	2	4	6	4	6	23	1	7	0	0	1	4
35	Manny Obaseki		09:03	1-2	0-0	0-0	0	0	0	1	0	2	1	0	0	0	0	6
Team							3	0	3			0		0				
Totals				22-57	5-22	18-23	12	27	39	25	20	67	12	20	13	1	10	-5

Shooting By Period		
1st FG%	10-31	32.3%
3PT%	2-11	18.2%
FT%	5-6	83.3%
2nd FG%	12-26	46.2%
3PT%	3-11	27.3%
FT%	13-17	76.5%
GM FG%	22-57	38.6%
3PT%	5-22	22.7%
FT%	18-23	78.3%

Dead Ball Rebounds: 2, 0

Technical Fouls: NONE

Vanderbilt - 72

Record: 14-12 (6-8)

NO.	Name	F	Min	FG	3P	FT	Rebounds			Fouls		TP	AS	TO	ST	Blocks		+/-
				M-A	M-A	M-A	OR	DR	TOT	PF	FD					BS	BA	
42	Quentin Millora-Brown	F	27:58	2-3	0-0	0-2	3	5	8	2	4	4	1	1	1	2	0	6
21	Liam Robbins	C	25:39	4-5	0-1	6-9	2	7	9	4	7	14	1	3	0	4	0	13
2	Scotty Pippen Jr.	G	38:06	8-16	1-3	7-9	0	6	6	4	6	24	5	4	2	1	1	9
4	Jordan Wright	G	32:17	4-11	0-4	7-9	0	1	1	0	7	15	3	4	6	3	0	15
33	Drew Weikert	G	14:12	2-4	1-2	0-0	0	1	1	3	0	5	1	1	0	0	0	2
5	Shane Dezonie		07:02	0-0	0-0	0-0	0	1	1	2	0	0	0	0	0	0	0	-2
10	Myles Stute		17:51	1-4	1-3	0-0	0	1	1	4	0	3	0	0	2	0	0	-1
11	Gabe Dorsey		06:20	0-2	0-2	0-0	0	1	1	0	1	0	1	0	0	0	0	-4
15	Terren Frank		05:55	1-4	0-2	0-0	1	0	1	0	0	2	0	0	0	0	0	-4
12	Trey Thomas		12:42	1-2	1-2	0-0	0	1	1	0	0	3	0	3	1	0	0	-14
0	Tyrin Lawrence		11:58	1-2	0-0	0-0	1	1	2	1	0	2	0	1	1	0	0	5
Team							2	1	3			0		3				
Totals				24-53	4-19	20-29	9	26	35	20	25	72	12	20	13	10	1	5

Shooting By Period		
1st FG%	11-27	40.7%
3PT%	2-11	18.2%
FT%	4-7	57.1%
2nd FG%	13-26	50.0%
3PT%	2-8	25.0%
FT%	16-22	72.7%
GM FG%	24-53	45.3%
3PT%	4-19	21.1%
FT%	20-29	69.0%

Dead Ball Rebounds: 2, 0

Technical Fouls: NONE

	TAM	VAN
Biggest lead	4 (2 nd 9:12)	10 (2 nd 16:28)
Best Scoring Run	9 (2 nd 9:12)	9 (2 nd 16:28)
Lead Changes	8	
Times Tied	7	
Time with Lead	05:38	31:04

Points from	TAM	VAN
Turnovers	29	18
Paint	32	36
Second Chance	5	11
Fast Breaks	16	14
Bench	50	10

	Period by Period Scoring		
	1st	2nd	TOT
TAM	27	40	67
VAN	28	44	72



Period 1

Quarter Starters:

VAN	2 Phippen Jr. S	4 Wright J	21 Robbins L	33 Weikert D	42 Millora-Brown Q
TAM	1 Williams M	15 Coleman III H	20 Gordon A	23 Radford T	31 Brown J

Game Time	VAN	Score	Diff	TAM
20:00	21 ROBBINS L jumpball won			31 BROWN J jumpball lost
19:44	4 WRIGHT J 3pt FG , jump shot missed			
19:41				20 GORDON A defensive rebound (1)
19:26	4 WRIGHT J steal (1)			31 BROWN J turnover bad pass (1)
19:10	21 ROBBINS L 3pt FG from turnover, jump shot missed			
19:08				20 GORDON A defensive rebound (2)
18:58				23 RADFORD T 2pt FG outside the paint, jump shot blocked
18:58	2 PIPPEN JR. S block (1)			
18:58	2 PIPPEN JR. S defensive rebound (1)			
18:47	33 WEIKERT D 2pt FG in the paint, pull up jump shot made (2)	2-0	2	
18:25	33 WEIKERT D foul personal (1 - 1)			20 GORDON A foul drawn (1)
18:23		2-2	0	20 GORDON A 2pt FG outside the paint, pull up jump shot made (2)
18:23				1 WILLIAMS M assist (1)
18:07	4 WRIGHT J 2pt FG in the paint, driving layup missed			
18:04				31 BROWN J defensive rebound (1)
17:58				20 GORDON A 3pt FG , pull up jump shot missed
17:52				15 COLEMAN III H offensive rebound (1)
17:47	4 WRIGHT J steal (2)			31 BROWN J turnover lost ball (2)
17:39	42 MILLORA-BROWN Q foul drawn (1)			15 COLEMAN III H foul personal (1 - 1)
17:39				1 WILLIAMS M substitution out
17:39				31 BROWN J substitution out
17:39				5 DIARRA H substitution in
17:39				10 HENDERSON E substitution in
17:36	21 ROBBINS L foul drawn (1)			23 RADFORD T foul shooting (1 - 2)
17:36	21 ROBBINS L free throw 1 - 2 made (1)	3-2	1	
17:36	21 ROBBINS L free throw 2 - 2 made (2)	4-2	2	
17:21	42 MILLORA-BROWN Q steal (1)			5 DIARRA H turnover lost ball (1)
17:17	4 WRIGHT J foul drawn (1)			10 HENDERSON E foul shooting (1 - 3)
17:17	4 WRIGHT J free throw fast break 1 - 2 made (1)	5-2	3	
17:17				5 DIARRA H substitution out
17:17				10 HENDERSON E substitution out
17:17				4 TAYLOR IV W substitution in
17:17				31 BROWN J substitution in
17:17	4 WRIGHT J free throw fast break 2 - 2 missed			
17:16				31 BROWN J defensive rebound (2)
17:08				23 RADFORD T 2pt FG in the paint, layup missed
17:06				31 BROWN J offensive rebound (3)
17:06	jump ball situation			
17:00		5-5	0	23 RADFORD T 3pt FG second chance, jump shot made (3)
17:00				20 GORDON A assist (1)
16:39	4 WRIGHT J 2pt FG in the paint, layup made (3)	7-5	2	
16:23				15 COLEMAN III H 2pt FG in the paint, layup blocked



Texas A&M at Vanderbilt

02/19/22 Memorial Gymnasium, Nashville
2021-22 Men's Basketball

Game Time: 5:00 PM
Game Duration: 2:07
Attendance: 6,702

Officials: Byron Jarrett, Todd Austin, Doug Simmons

Game Time	VAN	Score	Diff	TAM
16:23	4 WRIGHT J block (1)			
16:23				15 COLEMAN III H offensive rebound (2)
16:18				15 COLEMAN III H 2pt FG second chance in the paint, layup blocked
16:18	21 ROBBINS L block (1)			
16:18	42 MILLORA-BROWN Q defensive rebound (1)			
16:04	4 WRIGHT J 3pt FG , jump shot missed			
16:02	42 MILLORA-BROWN Q offensive rebound (2)			
16:00	2 PIPPEN JR. S 3pt FG second chance, jump shot made (3)	10-5	5	
16:00	42 MILLORA-BROWN Q assist (1)			
15:36				23 RADFORD T 3pt FG , jump shot missed
15:34	2 PIPPEN JR. S defensive rebound (2)			
15:31	2 PIPPEN JR. S 2pt FG in the paint, driving layup missed			
15:28				4 TAYLOR IV W defensive rebound (1)
15:02				4 TAYLOR IV W 3pt FG , jump shot missed
14:58	21 ROBBINS L defensive rebound (1)			
14:41	2 PIPPEN JR. S 2pt FG in the paint, layup blocked			
14:41				31 BROWN J block (1)
14:37				20 GORDON A defensive rebound (3)
14:35				4 TAYLOR IV W 2pt FG in the paint, layup blocked
14:35	4 WRIGHT J block (2)			
14:28	21 ROBBINS L defensive rebound (2)			
14:23	4 WRIGHT J 2pt FG outside the paint, pull up jump shot missed			
14:20				23 RADFORD T defensive rebound (1)
14:10	2 PIPPEN JR. S steal (1)			4 TAYLOR IV W turnover lost ball (1)
14:05	4 WRIGHT J turnover lost ball (1)			23 RADFORD T steal (1)
14:05	21 ROBBINS L foul personal (1 - 2)			23 RADFORD T foul drawn (1)
14:05	Timeout media			
14:05	4 WRIGHT J substitution out			
14:05	21 ROBBINS L substitution out			
14:05	33 WEIKERT D substitution out			
14:05	42 MILLORA-BROWN Q substitution out			
14:05	5 DEZONIE S substitution in			
14:05	10 STUTE M substitution in			
14:05	11 DORSEY G substitution in			
14:05	15 FRANK T substitution in			
14:05				4 TAYLOR IV W substitution out
14:05				15 COLEMAN III H substitution out
14:05				20 GORDON A substitution out
14:05				31 BROWN J substitution out
14:05				0 CASH A substitution in
14:05				1 WILLIAMS M substitution in
14:05				2 HEFNER H substitution in
14:05				3 JACKSON Q substitution in
13:52		10-7	3	0 CASH A 2pt FG from turnover in the paint, layup made (2)
13:52				2 HEFNER H assist (1)
13:52	10 STUTE M foul shooting (1 - 3)			0 CASH A foul drawn (1)
13:52		10-8	2	0 CASH A free throw 1 - 1 made (3)
13:21	2 PIPPEN JR. S 3pt FG , jump shot missed			



Texas A&M at Vanderbilt

02/19/22 Memorial Gymnasium, Nashville
2021-22 Men's Basketball

Game Time: 5:00 PM
Game Duration: 2:07
Attendance: 6,702

Officials: Byron Jarrett, Todd Austin, Doug Simons

Game Time	VAN	Score	Diff	TAM
13:21	offensive dead ball rebound (1)			
13:21	turnover shot clock (2)			
12:57		10-10	0	3 JACKSON Q 2pt FG from turnover in the paint, jump shot made (2)
12:35	2 PIPPEN JR. S 2pt FG in the paint, driving layup made (5)	12-10	2	
12:35	2 PIPPEN JR. S foul drawn (1)			23 RADFORD T foul shooting (2 - 4)
12:35	2 PIPPEN JR. S free throw 1 - 1 missed			
12:34				2 HEFNER H defensive rebound (1)
12:20				23 RADFORD T 3pt FG , jump shot missed
12:15	11 DORSEY G defensive rebound (1)			
12:04	10 STUTE M 3pt FG , jump shot made (3)	15-10	5	
12:04	11 DORSEY G assist (1)			
11:52	10 STUTE M foul personal (2 - 4)			0 CASH A foul drawn (2)
11:52	Timeout media			
11:52	10 STUTE M substitution out			
11:52	42 MILLORA-BROWN Q substitution in			
11:52				23 RADFORD T substitution out
11:52				35 OBASEKI M substitution in
11:44	11 DORSEY G foul drawn (1)			3 JACKSON Q foul offensive (1 - 5)
11:44				3 JACKSON Q turnover offensive (1)
11:20	15 FRANK T 2pt FG from turnover in the paint, layup missed			
11:16	offensive rebound (8)			
11:16				1 WILLIAMS M substitution out
11:16				20 GORDON A substitution in
11:04	11 DORSEY G 3pt FG from turnover second chance, jump shot missed			
11:01				3 JACKSON Q defensive rebound (1)
10:56				2 HEFNER H 3pt FG , jump shot missed
10:52	2 PIPPEN JR. S defensive rebound (3)			
10:26	15 FRANK T 3pt FG , jump shot missed			
10:21	15 FRANK T offensive rebound (1)			
10:12	15 FRANK T 2pt FG second chance in the paint, layup made (2)	17-10	7	
10:12	2 PIPPEN JR. S assist (1)			
09:56				35 OBASEKI M 2pt FG in the paint, turnaround jump shot missed
09:53	5 DEZONIE S defensive rebound (1)			
09:43	42 MILLORA-BROWN Q turnover lost ball (1)			2 HEFNER H steal (1)
09:39		17-12	5	2 HEFNER H 2pt FG fast break from turnover in the paint, layup made (2)
09:39	5 DEZONIE S foul shooting (1 - 5)			2 HEFNER H foul drawn (1)
09:39	2 PIPPEN JR. S substitution out			
09:39	12 THOMAS T substitution in			
09:39				3 JACKSON Q substitution out
09:39				5 DIARRA H substitution in
09:39		17-13	4	2 HEFNER H free throw fast break 1 - 1 made (3)
09:24	12 THOMAS T turnover bad pass (1)			20 GORDON A steal (1)
09:17				5 DIARRA H 3pt FG from turnover, jump shot missed
09:14	42 MILLORA-BROWN Q defensive rebound (3)			
09:05	12 THOMAS T turnover bad pass (2)			20 GORDON A steal (2)
09:00		17-16	1	20 GORDON A 3pt FG fast break from turnover, jump shot made (5)



Texas A&M at Vanderbilt

02/19/22 Memorial Gymnasium, Nashville
2021-22 Men's Basketball

Game Time: 5:00 PM
Game Duration: 2:07
Attendance: 6,702

Officials: Byron Jarrett, Todd Austin, Doug Sirmons

Game Time	VAN	Score	Diff	TAM
08:55	5 DEZONIE S substitution out			
08:55	4 WRIGHT J substitution in			
08:35	15 FRANK T 3pt FG , jump shot missed			
08:32				5 DIARRA H defensive rebound (1)
08:24				20 GORDON A 2pt FG in the paint, pull up jump shot missed
08:22	42 MILLORA-BROWN Q defensive rebound (4)			
08:10	4 WRIGHT J foul drawn (2)			0 CASH A foul personal (1 - 6)
08:10	15 FRANK T substitution out			
08:10	21 ROBBINS L substitution in			
08:10				0 CASH A substitution out
08:10				2 HEFNER H substitution out
08:10				35 OBASEKI M substitution out
08:10				3 JACKSON Q substitution in
08:10				10 HENDERSON E substitution in
08:10				15 COLEMAN III H substitution in
07:54	11 DORSEY G 3pt FG , pull up jump shot missed			
07:51				5 DIARRA H defensive rebound (2)
07:45				10 HENDERSON E turnover lost ball (1)
07:45	Timeout media			
07:45	11 DORSEY G substitution out			
07:45	2 PIPPEN JR. S substitution in			
07:28	2 PIPPEN JR. S turnover travel (1)			
07:16				3 JACKSON Q turnover bad pass (2)
06:56	21 ROBBINS L 2pt FG from turnover in the paint, layup made (4)	19-16	3	
06:45				5 DIARRA H 3pt FG , jump shot missed
06:42	defensive rebound (14)			
06:16	42 MILLORA-BROWN Q 2pt FG in the paint, layup made (2)	21-16	5	
06:16	2 PIPPEN JR. S assist (2)			
06:06				15 COLEMAN III H 2pt FG in the paint, layup blocked
06:06	21 ROBBINS L block (2)			
06:06				20 GORDON A offensive rebound (4)
06:01				20 GORDON A 2pt FG second chance in the paint, layup missed
05:58				15 COLEMAN III H offensive rebound (3)
05:57				3 JACKSON Q 2pt FG second chance in the paint, layup blocked
05:57	21 ROBBINS L block (3)			
05:57				3 JACKSON Q offensive rebound (2)
05:57	42 MILLORA-BROWN Q foul drawn (2)			3 JACKSON Q foul offensive (2 - 7)
05:57				3 JACKSON Q turnover offensive (3)
05:32	21 ROBBINS L turnover bad pass (1)			
05:32				3 JACKSON Q substitution out
05:32				5 DIARRA H substitution out
05:32				1 WILLIAMS M substitution in
05:32				4 TAYLOR IV W substitution in
05:21				1 WILLIAMS M 2pt FG from turnover outside the paint, pull up jump shot missed
05:19	12 THOMAS T defensive rebound (1)			
04:45	turnover shot clock (8)			
04:45	42 MILLORA-BROWN Q substitution out			



Texas A&M at Vanderbilt

02/19/22 Memorial Gymnasium, Nashville
2021-22 Men's Basketball

Game Time: 5:00 PM
Game Duration: 2:07
Attendance: 6,702

Officials: Byron Jarrett, Todd Austin, Doug Simmons

Game Time	VAN	Score	Diff	TAM
04:45	10 STUTE M substitution in			
04:45				15 COLEMAN III H substitution out
04:45				35 OBASEKI M substitution in
04:35		21-18	3	10 HENDERSON E 2pt FG from turnover in the paint, alleyoop made (2)
04:35				1 WILLIAMS M assist (2)
04:11	21 ROBBINS L 2pt FG outside the paint, jump shot made (6)	23-18	5	
04:11	4 WRIGHT J assist (1)			
03:53		23-20	3	10 HENDERSON E 2pt FG in the paint, dunk, made (4)
03:53				35 OBASEKI M assist (1)
03:32	12 THOMAS T turnover lost ball (3)			1 WILLIAMS M steal (1)
03:28		23-22	1	35 OBASEKI M 2pt FG fast break from turnover in the paint, dunk, made (2)
03:28				1 WILLIAMS M assist (3)
03:04	21 ROBBINS L foul drawn (2)			10 HENDERSON E foul shooting (2 - 8)
03:04	Timeout media			
03:04	12 THOMAS T substitution out			
03:04	5 DEZONIE S substitution in			
03:04				10 HENDERSON E substitution out
03:04				20 GORDON A substitution out
03:04				0 CASH A substitution in
03:04				5 DIARRA H substitution in
03:04	21 ROBBINS L free throw 1 - 2 made (7)	24-22	2	
03:04	21 ROBBINS L free throw 2 - 2 missed			
03:01				5 DIARRA H defensive rebound (3)
02:52				4 TAYLOR IV W 2pt FG outside the paint, jump shot missed
02:49	2 PIPPEN JR. S defensive rebound (4)			
02:42	2 PIPPEN JR. S turnover bad pass (2)			5 DIARRA H steal (1)
02:38	5 DEZONIE S foul shooting (2 - 6)			5 DIARRA H foul drawn (1)
02:38				5 DIARRA H free throw fast break 1 - 2 missed
02:38				offensive dead ball rebound (1)
02:38		24-23	1	5 DIARRA H free throw fast break 2 - 2 made (1)
02:30	21 ROBBINS L turnover lost ball (2)			4 TAYLOR IV W steal (1)
02:21		24-25	-1	5 DIARRA H 2pt FG from turnover in the paint, jump shot made (3)
02:03	2 PIPPEN JR. S 2pt FG outside the paint, pull up jump shot made (7)	26-25	1	
01:55				1 WILLIAMS M 3pt FG , jump shot missed
01:53	21 ROBBINS L defensive rebound (3)			
01:46	4 WRIGHT J turnover lost ball (2)			1 WILLIAMS M steal (2)
01:37				4 TAYLOR IV W 3pt FG from turnover, jump shot missed
01:35	4 WRIGHT J defensive rebound (1)			
01:25	2 PIPPEN JR. S 2pt FG in the paint, driving layup made (9)	28-25	3	
01:12				Timeout 30 Sec
01:12	5 DEZONIE S substitution out			
01:12	21 ROBBINS L substitution out			
01:12	33 WEIKERT D substitution in			
01:12	42 MILLORA-BROWN Q substitution in			
01:12				1 WILLIAMS M substitution out
01:12				35 OBASEKI M substitution out



Texas A&M at Vanderbilt

02/19/22 Memorial Gymnasium, Nashville
2021-22 Men's Basketball

Game Time: 5:00 PM
Game Duration: 2:07
Attendance: 6,702

Officials: Byron Jarrett, Todd Austin, Doug Simons

Game Time	VAN	Score	Diff	TAM
01:12				2 HEFNER H substitution in
01:12				3 JACKSON Q substitution in
00:53	jump ball situation			
00:53	10 STUTE M steal (1)			2 HEFNER H turnover lost ball (1)
00:53				4 TAYLOR IV W substitution out
00:53				15 COLEMAN III H substitution in
00:36	10 STUTE M 2pt FG from turnover in the paint, jump shot missed			
00:33				5 DIARRA H defensive rebound (4)
00:33	2 PIPPEN JR. S foul drawn (2)			3 JACKSON Q foul offensive (3 - 9)
00:33				3 JACKSON Q turnover offensive (4)
00:33				0 CASH A substitution out
00:33				3 JACKSON Q substitution out
00:33				10 HENDERSON E substitution in
00:33				20 GORDON A substitution in
00:15	33 WEIKERT D 2pt FG from turnover outside the paint, jump shot missed			
00:13				5 DIARRA H defensive rebound (5)
00:13	10 STUTE M foul personal (3 - 7)			5 DIARRA H foul drawn (2)
00:13	10 STUTE M substitution out			
00:13	12 THOMAS T substitution in			
00:13		28-26	2	5 DIARRA H 1&1 free throw 1 made (4)
00:13		28-27	1	5 DIARRA H 1&1 free throw 2 made (5)
00:13				2 HEFNER H substitution out
00:13				35 OBASEKI M substitution in
00:03	2 PIPPEN JR. S 3pt FG , jump shot missed			
00:00				5 DIARRA H defensive rebound (6)
END OF PERIOD				
VAN 28-27 TAM				



Texas A&M at Vanderbilt

02/19/22 Memorial Gymnasium, Nashville
2021-22 Men's Basketball

Game Time: 5:00 PM
Game Duration: 2:07
Attendance: 6,702

Officials: Byron Jarrett, Todd Austin, Doug Sirmons

Texas A&M - 27

NO.	Name	F	Min	FG	3P	FT	Rebounds			Fouls		TP	AS	TO	ST	Blocks		+/-
				M-A	M-A	M-A	OR	DR	TOT	PF	FD					BS	BA	
15	Henry Coleman III	F	10:14	0-3	0-0	0-0	3	0	3	1	0	0	0	0	0	0	3	-7
31	Javonte Brown	F	05:33	0-0	0-0	0-0	1	2	3	0	0	0	0	2	0	1	0	-2
1	Marcus Williams	G	09:30	0-2	0-1	0-0	0	0	0	0	0	0	3	0	2	0	0	2
20	Andre Gordon	G	14:40	2-5	1-2	0-0	1	3	4	0	1	5	1	0	2	0	0	1
23	Tyrece Radford	G	08:08	1-5	1-3	0-0	0	1	1	2	1	3	0	0	1	0	1	-5
5	Hassan Diarra		07:33	1-3	0-2	3-4	0	6	6	0	2	5	0	1	1	0	0	-3
10	Ethan Henderson		06:01	2-2	0-0	0-0	0	0	0	2	0	4	0	1	0	0	0	-1
4	Wade Taylor IV		07:50	0-4	0-2	0-0	0	1	1	0	0	0	0	1	1	0	1	0
0	Aaron Cash		08:26	1-1	0-0	1-1	0	0	0	1	2	3	0	0	0	0	0	2
2	Hayden Hefner		06:54	1-2	0-1	1-1	0	1	1	0	1	3	1	1	1	0	0	6
3	Quenton Jackson		07:43	1-2	0-0	0-0	1	1	2	3	0	2	0	4	0	0	1	-4
35	Manny Obaseki		07:28	1-2	0-0	0-0	0	0	0	0	0	2	1	0	0	0	0	6
Team							0	0	0			0		0				
Totals				10-31	2-11	5-6	6	15	21	9	7	27	6	10	8	1	6	-1

Shooting By Period		
1st FG%	10-31	32.3%
3PT%	2-11	18.2%
FT%	5-6	83.3%
GM FG%	10-31	32.3%
3PT%	2-11	18.2%
FT%	5-6	83.3%

Dead Ball Rebounds: 1, 0

Technical Fouls::NONE

Vanderbilt - 28

NO.	Name	F	Min	FG	3P	FT	Rebounds			Fouls		TP	AS	TO	ST	Blocks		+/-
				M-A	M-A	M-A	OR	DR	TOT	PF	FD					BS	BA	
42	Quentin Millora-Brown	F	14:14	1-1	0-0	0-0	1	3	4	0	2	2	1	1	1	0	0	3
21	Liam Robbins	C	12:53	2-3	0-1	3-4	0	3	3	1	2	7	0	2	0	3	0	7
2	Scotty Pippen Jr.	G	18:06	4-8	1-3	0-1	0	4	4	0	2	9	2	2	1	1	1	5
4	Jordan Wright	G	14:50	1-5	0-2	1-2	0	1	1	0	2	3	1	2	2	2	0	5
33	Drew Weikert	G	07:07	1-2	0-0	0-0	0	0	0	1	0	2	0	0	0	0	0	3
5	Shane Dezonie		07:02	0-0	0-0	0-0	0	1	1	2	0	0	0	0	0	0	0	-2
10	Myles Stute		06:45	1-2	1-1	0-0	0	0	0	3	0	3	0	0	1	0	0	-2
11	Gabe Dorsey		06:20	0-2	0-2	0-0	0	1	1	0	1	0	1	0	0	0	0	-4
15	Terren Frank		05:55	1-4	0-2	0-0	1	0	1	0	0	2	0	0	0	0	0	-4
12	Trey Thomas		06:48	0-0	0-0	0-0	0	1	1	0	0	0	0	3	0	0	0	-6
Team							1	1	2			0		2				
Totals				11-27	2-11	4-7	3	15	18	7	9	28	5	12	5	6	1	1

Shooting By Period		
1st FG%	11-27	40.7%
3PT%	2-11	18.2%
FT%	4-7	57.1%
GM FG%	11-27	40.7%
3PT%	2-11	18.2%
FT%	4-7	57.1%

Dead Ball Rebounds: 1, 0

Technical Fouls::NONE

	TAM	VAN
Biggest lead	1 (1 st 2:21)	7 (1 st 10:12)
Best Scoring Run	6 (1 st 9:00)	7 (1 st 10:12)
Lead Changes	2	
Times Tied	3	
Time with Lead	00:18	16:59

Points from	TAM	VAN
Turnovers	18	5
Paint	14	14
Second Chance	3	5
Fast Breaks	9	1
Bench	19	5

	Period by Period Scoring		
	1st	2nd	TOT
TAM	27	40	67
VAN	28	44	72



Texas A&M at Vanderbilt

02/19/22 Memorial Gymnasium, Nashville
2021-22 Men's Basketball

Game Time: 5:00 PM
Game Duration: 2:07
Attendance: 6,702

Officials: Byron Jarrett, Todd Austin, Doug Sirmons

Period 2

Quarter Starters:

VAN	2 Phippen Jr. S	4 Wright J	21 Robbins L	33 Weikert D	42 Millora-Brown Q
TAM	1 Williams M	10 Henderson E	15 Coleman III H	20 Gordon A	23 Radford T

Game Time	VAN	Score	Diff	TAM
20:00	12 THOMAS T substitution out			
20:00	21 ROBBINS L substitution in			
20:00				5 DIARRA H substitution out
20:00				35 OBASEKI M substitution out
20:00				1 WILLIAMS M substitution in
20:00				23 RADFORD T substitution in
19:36	4 WRIGHT J steal (3)			10 HENDERSON E turnover bad pass (2)
19:30	4 WRIGHT J foul drawn (3)			20 GORDON A foul shooting (1 - 1)
19:30	4 WRIGHT J free throw fast break 1 - 2 made (4)	29-27	2	
19:30	4 WRIGHT J free throw fast break 2 - 2 made (5)	30-27	3	
19:19				23 RADFORD T 2pt FG in the paint, layup blocked
19:19	4 WRIGHT J block (3)			
19:16	33 WEIKERT D defensive rebound (1)			
19:08	21 ROBBINS L turnover lost ball (3)			10 HENDERSON E steal (1)
19:01				20 GORDON A 3pt FG from turnover, jump shot missed
18:58	21 ROBBINS L defensive rebound (4)			
18:48	2 PIPPEN JR. S 2pt FG in the paint, layup missed			
18:43	42 MILLORA-BROWN Q offensive rebound (5)			
18:43	42 MILLORA-BROWN Q 2pt FG second chance in the paint, layup missed			
18:40				1 WILLIAMS M defensive rebound (1)
18:27	21 ROBBINS L foul personal (2 - 1)			20 GORDON A foul drawn (2)
18:27				15 COLEMAN III H substitution out
18:27				2 HEFNER H substitution in
18:09	4 WRIGHT J steal (4)			20 GORDON A turnover bad pass (1)
18:03	4 WRIGHT J 2pt FG fast break from turnover in the paint, driving layup made (7)	32-27	5	
18:03	4 WRIGHT J foul drawn (4)			10 HENDERSON E foul shooting (3 - 2)
18:03				20 GORDON A substitution out
18:03				4 TAYLOR IV W substitution in
18:03	4 WRIGHT J free throw fast break 1 - 1 made (8)	33-27	6	
17:48	33 WEIKERT D foul personal (2 - 2)			4 TAYLOR IV W foul drawn (1)
17:48				10 HENDERSON E substitution out
17:48				31 BROWN J substitution in
17:38				4 TAYLOR IV W 3pt FG , jump shot missed
17:36	2 PIPPEN JR. S defensive rebound (5)			
17:17	jump ball situation			
17:12	4 WRIGHT J 3pt FG , jump shot missed			
17:09	offensive rebound (23)			
17:09				2 HEFNER H substitution out
17:09				31 BROWN J substitution out
17:09				0 CASH A substitution in
17:09				15 COLEMAN III H substitution in
17:01	2 PIPPEN JR. S turnover lost ball (3)			4 TAYLOR IV W steal (2)



Texas A&M at Vanderbilt

02/19/22 Memorial Gymnasium, Nashville
2021-22 Men's Basketball

Game Time: 5:00 PM
Game Duration: 2:07
Attendance: 6,702

Officials: Byron Jarrett, Todd Austin, Doug Simmons

Game Time	VAN	Score	Diff	TAM
16:56	33 WEIKERT D foul personal (3 - 3)			4 TAYLOR IV W foul drawn (2)
16:56	33 WEIKERT D substitution out			
16:56	0 LAWRENCE T substitution in			
16:56				0 CASH A substitution out
16:56				31 BROWN J substitution in
16:53				1 WILLIAMS M 2pt FG from turnover outside the paint, jump shot blocked
16:53	21 ROBBINS L block (4)			
16:53	0 LAWRENCE T defensive rebound (1)			
16:48	2 PIPPEN JR. S 2pt FG in the paint, layup missed			
16:42	0 LAWRENCE T offensive rebound (2)			
16:42	0 LAWRENCE T 2pt FG second chance in the paint, dunk, made (2)	35-27	8	
16:38				Timeout 30 Sec
16:38				Timeout media
16:38				1 WILLIAMS M substitution out
16:38				3 JACKSON Q substitution in
16:34	4 WRIGHT J steal (5)			23 RADFORD T turnover bad pass (1)
16:28	2 PIPPEN JR. S 2pt FG fast break from turnover in the paint, layup made (11)	37-27	10	
16:28	4 WRIGHT J assist (2)			
16:03				23 RADFORD T 3pt FG , jump shot missed
16:01	42 MILLORA-BROWN Q defensive rebound (6)			
15:55	0 LAWRENCE T 2pt FG in the paint, layup missed			
15:53				23 RADFORD T defensive rebound (2)
15:53	21 ROBBINS L foul personal (3 - 4)			23 RADFORD T foul drawn (2)
15:53				Timeout media
15:53	21 ROBBINS L substitution out			
15:53	10 STUTE M substitution in			
15:53				4 TAYLOR IV W substitution out
15:53				31 BROWN J substitution out
15:53				0 CASH A substitution in
15:53				5 DIARRA H substitution in
15:43	jump ball situation			
15:43				Timeout 30 Sec
15:32		37-29	8	23 RADFORD T 2pt FG in the paint, driving layup made (5)
15:32	42 MILLORA-BROWN Q foul shooting (1 - 5)			23 RADFORD T foul drawn (3)
15:32				23 RADFORD T free throw 1 - 1 missed
15:31	10 STUTE M defensive rebound (1)			
15:22	0 LAWRENCE T turnover lost ball (1)			
15:12		37-31	6	5 DIARRA H 2pt FG from turnover in the paint, layup made (7)
14:57	4 WRIGHT J foul drawn (5)			0 CASH A foul personal (2 - 3)
14:57				0 CASH A substitution out
14:57				10 HENDERSON E substitution in
14:51	2 PIPPEN JR. S turnover bad pass (4)			23 RADFORD T steal (2)
14:46		37-33	4	3 JACKSON Q 2pt FG fast break from turnover in the paint, driving layup made (4)
14:46				23 RADFORD T assist (1)
14:31	4 WRIGHT J foul drawn (6)			15 COLEMAN III H foul shooting (2 - 4)
14:31	4 WRIGHT J free throw 1 - 2 made (9)	38-33	5	



Texas A&M at Vanderbilt

02/19/22 Memorial Gymnasium, Nashville
2021-22 Men's Basketball

Game Time: 5:00 PM
Game Duration: 2:07
Attendance: 6,702

Officials: Byron Jarrett, Todd Austin, Doug Simmons

Game Time	VAN	Score	Diff	TAM
14:31				10 HENDERSON E substitution out
14:31				15 COLEMAN III H substitution out
14:31				0 CASH A substitution in
14:31				35 OBASEKI M substitution in
14:31	4 WRIGHT J free throw 2 - 2 missed			
14:30				23 RADFORD T defensive rebound (3)
14:20				5 DIARRA H 3pt FG , jump shot blocked
14:20	42 MILLORA-BROWN Q block (1)			
14:20				offensive rebound (25)
14:20	4 WRIGHT J steal (6)			5 DIARRA H turnover bad pass (2)
13:55	2 PIPPEN JR. S 2pt FG from turnover in the paint, driving layup missed			
13:53				0 CASH A defensive rebound (1)
13:50	0 LAWRENCE T foul shooting (1 - 6)			3 JACKSON Q foul drawn (1)
13:50		38-34	4	3 JACKSON Q free throw 1 - 2 made (5)
13:50		38-35	3	3 JACKSON Q free throw 2 - 2 made (6)
13:26	42 MILLORA-BROWN Q 2pt FG in the paint, jump shot made (4)	40-35	5	
13:26	4 WRIGHT J assist (3)			
13:15				Timeout 60 Sec
13:15	42 MILLORA-BROWN Q substitution out			
13:15	21 ROBBINS L substitution in			
13:15				5 DIARRA H substitution out
13:15				35 OBASEKI M substitution out
13:15				15 COLEMAN III H substitution in
13:15				20 GORDON A substitution in
13:03		40-37	3	3 JACKSON Q 2pt FG in the paint, jump shot made (8)
12:43	2 PIPPEN JR. S 2pt FG in the paint, driving layup made (13)	42-37	5	
12:29	10 STUTE M foul shooting (4 - 7)			3 JACKSON Q foul drawn (2)
12:29		42-38	4	3 JACKSON Q free throw 1 - 2 made (9)
12:29	10 STUTE M substitution out			
12:29	12 THOMAS T substitution in			
12:29				0 CASH A substitution out
12:29				10 HENDERSON E substitution in
12:29		42-39	3	3 JACKSON Q free throw 2 - 2 made (10)
12:16	4 WRIGHT J turnover bad pass (3)			20 GORDON A steal (3)
12:12		42-42	0	3 JACKSON Q 3pt FG fast break from turnover, jump shot made (13)
12:12				20 GORDON A assist (2)
11:52	2 PIPPEN JR. S 2pt FG in the paint, driving layup made (15)	44-42	2	
11:33	2 PIPPEN JR. S foul personal (1 - 8)			3 JACKSON Q foul drawn (3)
11:33				Timeout media
11:33	0 LAWRENCE T substitution out			
11:33	33 WEIKERT D substitution in			
11:33				20 GORDON A substitution out
11:33				5 DIARRA H substitution in
11:33		44-43	1	3 JACKSON Q 1&1 free throw 1 made (14)
11:33				3 JACKSON Q 1&1 free throw 2 missed
11:32	21 ROBBINS L defensive rebound (5)			
11:17	33 WEIKERT D 3pt FG , jump shot made (5)	47-43	4	
11:17	21 ROBBINS L assist (1)			



Texas A&M at Vanderbilt

02/19/22 Memorial Gymnasium, Nashville
2021-22 Men's Basketball

Game Time: 5:00 PM
Game Duration: 2:07
Attendance: 6,702

Officials: Byron Jarrett, Todd Austin, Doug Sirmons

Game Time	VAN	Score	Diff	TAM
11:08	2 PIPPEN JR. S foul personal (2 - 9)			3 JACKSON Q foul drawn (4)
11:08		47-44	3	3 JACKSON Q 1&1 free throw 1 made (15)
11:08		47-45	2	3 JACKSON Q 1&1 free throw 2 made (16)
11:00	21 ROBBINS L foul drawn (3)			10 HENDERSON E foul personal (4 - 5)
11:00				10 HENDERSON E substitution out
11:00				0 CASH A substitution in
10:51	12 THOMAS T 3pt FG , jump shot made (3)	50-45	5	
10:51	33 WEIKERT D assist (1)			
10:43	12 THOMAS T steal (1)			3 JACKSON Q turnover lost ball (5)
10:35	4 WRIGHT J turnover lost ball (4)			23 RADFORD T steal (3)
10:30	2 PIPPEN JR. S foul shooting (3 - 10)			3 JACKSON Q foul drawn (5)
10:30		50-46	4	3 JACKSON Q free throw 1 - 2 made (17)
10:30		50-47	3	3 JACKSON Q free throw 2 - 2 made (18)
10:13	21 ROBBINS L foul drawn (4)			15 COLEMAN III H foul personal (3 - 6)
10:12	33 WEIKERT D turnover bad pass (1)			
10:05	21 ROBBINS L foul personal (4 - 11)			5 DIARRA H foul drawn (3)
10:05		50-48	2	5 DIARRA H free throw 1 - 2 made (8)
10:05	4 WRIGHT J substitution out			
10:05	42 MILLORA-BROWN Q substitution in			
10:05		50-49	1	5 DIARRA H free throw 2 - 2 made (9)
09:54	33 WEIKERT D 3pt FG , jump shot missed			
09:50				23 RADFORD T defensive rebound (4)
09:43		50-52	-2	23 RADFORD T 3pt FG , jump shot made (8)
09:43				5 DIARRA H assist (1)
09:18	2 PIPPEN JR. S 2pt FG in the paint, jump shot missed			
09:15				3 JACKSON Q defensive rebound (3)
09:12		50-54	-4	23 RADFORD T 2pt FG fast break in the paint, layup made (10)
09:12				3 JACKSON Q assist (1)
09:11	Timeout 30 Sec			
09:11	21 ROBBINS L substitution out			
09:11	10 STUTE M substitution in			
09:11	10 STUTE M substitution out			
09:11	21 ROBBINS L substitution in			
08:44	21 ROBBINS L substitution out			
08:44	10 STUTE M substitution in			
08:44				0 CASH A substitution out
08:44				10 HENDERSON E substitution in
08:41	turnover shot clock (20)			
08:41				10 HENDERSON E substitution out
08:41				0 CASH A substitution in
08:20				5 DIARRA H 3pt FG from turnover, jump shot missed
08:18				15 COLEMAN III H offensive rebound (4)
08:06				5 DIARRA H 3pt FG from turnover second chance, jump shot missed
08:04	2 PIPPEN JR. S defensive rebound (6)			
08:01	2 PIPPEN JR. S 2pt FG fast break in the paint, driving layup made (17)	52-54	-2	
07:45		52-56	-4	5 DIARRA H 2pt FG in the paint, layup made (11)
07:32	2 PIPPEN JR. S foul drawn (3)			5 DIARRA H foul shooting (1 - 7)
07:32				Timeout media



Texas A&M at Vanderbilt

02/19/22 Memorial Gymnasium, Nashville
2021-22 Men's Basketball

Game Time: 5:00 PM
Game Duration: 2:07
Attendance: 6,702

Officials: Byron Jarrett, Todd Austin, Doug Sirmons

Game Time	VAN	Score	Diff	TAM
07:32	33 WEIKERT D substitution out			
07:32	4 WRIGHT J substitution in			
07:32				5 DIARRA H substitution out
07:32				20 GORDON A substitution in
07:32	2 PIPPEN JR. S free throw 1 - 2 made (18)	53-56	-3	
07:32	2 PIPPEN JR. S free throw 2 - 2 made (19)	54-56	-2	
07:13	42 MILLORA-BROWN Q foul personal (2 - 12)			3 JACKSON Q foul drawn (6)
07:13		54-57	-3	3 JACKSON Q free throw 1 - 2 made (19)
07:13		54-58	-4	3 JACKSON Q free throw 2 - 2 made (20)
06:42	12 THOMAS T 3pt FG , jump shot missed			
06:40				20 GORDON A defensive rebound (5)
06:35	42 MILLORA-BROWN Q foul drawn (3)			3 JACKSON Q foul offensive (4 - 8)
06:35				3 JACKSON Q turnover offensive (6)
06:35	12 THOMAS T substitution out			
06:35	0 LAWRENCE T substitution in			
06:35				3 JACKSON Q substitution out
06:35				5 DIARRA H substitution in
06:25	4 WRIGHT J 3pt FG from turnover, jump shot missed			
06:21				23 RADFORD T defensive rebound (5)
05:57				0 CASH A 2pt FG in the paint, jump shot blocked
05:57	42 MILLORA-BROWN Q block (2)			
05:57	42 MILLORA-BROWN Q defensive rebound (7)			
05:51	4 WRIGHT J 2pt FG fast break in the paint, layup made (11)	56-58	-2	
05:51	2 PIPPEN JR. S assist (3)			
05:31				0 CASH A turnover lost ball (1)
05:31				23 RADFORD T substitution out
05:31				4 TAYLOR IV W substitution in
05:12	2 PIPPEN JR. S foul drawn (4)			0 CASH A foul personal (3 - 9)
05:12	2 PIPPEN JR. S 1&1 free throw 1 made (20)	57-58	-1	
05:12	2 PIPPEN JR. S 1&1 free throw 2 made (21)	58-58	0	
05:02	2 PIPPEN JR. S steal (2)			4 TAYLOR IV W turnover lost ball (2)
04:57	4 WRIGHT J foul drawn (7)			5 DIARRA H foul shooting (2 - 10)
04:57	4 WRIGHT J free throw fast break 1 - 2 made (12)	59-58	1	
04:57				0 CASH A substitution out
04:57				4 TAYLOR IV W substitution out
04:57				5 DIARRA H substitution out
04:57				20 GORDON A substitution out
04:57				1 WILLIAMS M substitution in
04:57				3 JACKSON Q substitution in
04:57				10 HENDERSON E substitution in
04:57				23 RADFORD T substitution in
04:57	4 WRIGHT J free throw fast break 2 - 2 made (13)	60-58	2	
04:30		60-61	-1	3 JACKSON Q 3pt FG , pull up jump shot made (23)
04:30				23 RADFORD T assist (2)
04:11	42 MILLORA-BROWN Q foul drawn (4)			15 COLEMAN III H foul personal (4 - 11)
04:11	42 MILLORA-BROWN Q free throw 1 - 2 missed			
04:11	offensive dead ball rebound (2)			
04:11				15 COLEMAN III H substitution out
04:11				35 OBASEKI M substitution in



Texas A&M at Vanderbilt

02/19/22 Memorial Gymnasium, Nashville
2021-22 Men's Basketball

Game Time: 5:00 PM
Game Duration: 2:07
Attendance: 6,702

Officials: Byron Jarrett, Todd Austin, Doug Simons

Game Time	VAN	Score	Diff	TAM
04:11	42 MILLORA-BROWN Q free throw 2 - 2 missed			
04:08	42 MILLORA-BROWN Q offensive rebound (8)			
04:08	jump ball situation			
04:08	42 MILLORA-BROWN Q substitution out			
04:08	21 ROBBINS L substitution in			
04:08				1 WILLIAMS M substitution out
04:08				20 GORDON A substitution in
03:55	10 STUTE M 3pt FG , jump shot missed			
03:52	21 ROBBINS L offensive rebound (6)			
03:52	21 ROBBINS L foul drawn (5)			35 OBASEKI M foul personal (1 - 12)
03:52	Timeout media			
03:52				10 HENDERSON E substitution out
03:52				35 OBASEKI M substitution out
03:52				0 CASH A substitution in
03:52				15 COLEMAN III H substitution in
03:52	21 ROBBINS L free throw 1 - 2 made (8)	61-61	0	
03:52	21 ROBBINS L free throw 2 - 2 made (9)	62-61	1	
03:34				3 JACKSON Q 2pt FG outside the paint, jump shot missed
03:31	21 ROBBINS L defensive rebound (7)			
03:06	21 ROBBINS L 2pt FG in the paint, jump shot made (11)	64-61	3	
03:06	2 PIPPEN JR. S assist (4)			
03:06	21 ROBBINS L foul drawn (6)			20 GORDON A foul shooting (2 - 13)
03:06				20 GORDON A substitution out
03:06				5 DIARRA H substitution in
03:06	21 ROBBINS L free throw 1 - 1 missed			
03:05				23 RADFORD T defensive rebound (6)
02:42		64-63	1	0 CASH A 2pt FG in the paint, jump shot made (5)
02:42				5 DIARRA H assist (2)
02:19	4 WRIGHT J 2pt FG in the paint, driving layup missed			
02:14				15 COLEMAN III H defensive rebound (5)
02:10		64-65	-1	23 RADFORD T 2pt FG in the paint, driving layup made (12)
01:59	2 PIPPEN JR. S foul drawn (5)			5 DIARRA H foul personal (3 - 14)
01:59	2 PIPPEN JR. S free throw 1 - 2 made (22)	65-65	0	
01:59	2 PIPPEN JR. S free throw 2 - 2 made (23)	66-65	1	
01:48				23 RADFORD T 2pt FG in the paint, layup missed
01:46				0 CASH A offensive rebound (2)
01:42	10 STUTE M steal (2)			5 DIARRA H turnover lost ball (3)
01:19	10 STUTE M 3pt FG from turnover, jump shot missed			
01:13	21 ROBBINS L offensive rebound (8)			
01:13	21 ROBBINS L 2pt FG from turnover second chance in the paint, layup made (13)	68-65	3	
01:05				23 RADFORD T 3pt FG , jump shot missed
01:02				offensive rebound (35)
01:02	10 STUTE M substitution out			
01:02	42 MILLORA-BROWN Q substitution in			
00:58				3 JACKSON Q 2pt FG second chance in the paint, layup missed
00:58				offensive rebound (36)
00:51		68-67	1	5 DIARRA H 2pt FG second chance in the paint, layup made (13)
00:26	4 WRIGHT J 2pt FG in the paint, layup made (15)	70-67	3	



Texas A&M at Vanderbilt

02/19/22 Memorial Gymnasium, Nashville
2021-22 Men's Basketball

Game Time: 5:00 PM
Game Duration: 2:07
Attendance: 6,702

Officials: Byron Jarrett, Todd Austin, Doug Sirmons

Game Time	VAN	Score	Diff	TAM
00:26	2 PIPPEN JR. S assist (5)			
00:20				5 DIARRA H 3pt FG , jump shot missed
00:17				3 JACKSON Q offensive rebound (4)
00:15	0 LAWRENCE T steal (1)			3 JACKSON Q turnover lost ball (7)
00:09	2 PIPPEN JR. S foul drawn (6)			15 COLEMAN III H foul personal (5 - 15)
00:09				15 COLEMAN III H substitution out
00:09				2 HEFNER H substitution in
00:09	2 PIPPEN JR. S free throw 1 - 2 made (24)	71-67	4	
00:09	2 PIPPEN JR. S free throw 2 - 2 missed			
00:08				3 JACKSON Q defensive rebound (5)
00:03	2 PIPPEN JR. S foul personal (4 - 13)			5 DIARRA H foul drawn (4)
00:03				5 DIARRA H free throw 1 - 2 missed
00:03				offensive dead ball rebound (2)
00:03				23 RADFORD T substitution out
00:03				31 BROWN J substitution in
00:03				5 DIARRA H free throw 2 - 2 missed
00:03	21 ROBBINS L defensive rebound (9)			
00:02	21 ROBBINS L foul drawn (7)			0 CASH A foul personal (4 - 16)
00:02	21 ROBBINS L free throw 1 - 2 made (14)	72-67	5	
00:02	21 ROBBINS L free throw 2 - 2 missed			
00:02				3 JACKSON Q defensive rebound (6)
END OF GAME				
VAN 72-67 TAM				



Texas A&M at Vanderbilt

02/19/22 Memorial Gymnasium, Nashville
2021-22 Men's Basketball

Game Time: 5:00 PM
Game Duration: 2:07
Attendance: 6,702

Officials: Byron Jarrett, Todd Austin, Doug Sirmons

Texas A&M - 40

NO.	Name	F	Min	FG	3P	FT	Rebounds			Fouls		TP	AS	TO	ST	Blocks		+/-
				M-A	M-A	M-A	OR	DR	TOT	PF	FD					BS	BA	
15	Henry Coleman III	F	16:58	0-0	0-0	0-0	1	1	2	4	0	0	0	0	0	0	0	1
31	Javonte Brown	F	01:46	0-0	0-0	0-0	0	0	0	0	0	0	0	0	0	0	0	-5
1	Marcus Williams	G	04:11	0-1	0-0	0-0	0	1	1	0	0	0	0	0	0	0	1	-5
20	Andre Gordon	G	07:16	0-1	0-1	0-0	0	1	1	2	1	0	1	1	1	0	0	-10
23	Tyrece Radford	G	19:22	4-8	1-3	0-1	0	5	5	0	2	9	2	1	2	0	1	0
2	Hayden Hefner		01:27	0-0	0-0	0-0	0	0	0	0	0	0	0	0	0	0	0	-5
4	Wade Taylor IV		02:44	0-1	0-1	0-0	0	0	0	0	2	0	0	1	1	0	0	-8
0	Aaron Cash		13:03	1-2	0-0	0-0	1	1	2	3	0	2	0	1	0	0	1	0
3	Quenton Jackson		15:00	4-6	2-2	11-12	1	3	4	1	6	21	1	3	0	0	0	8
5	Hassan Diarra		11:23	3-7	0-4	2-4	0	0	0	3	2	8	2	2	0	0	1	4
10	Ethan Henderson		05:15	0-0	0-0	0-0	0	0	0	2	0	0	0	1	1	0	0	0
35	Manny Obaseki		01:35	0-0	0-0	0-0	0	0	0	1	0	0	0	0	0	0	0	0
Team							3	0	3			0		0				
Totals				12-26	3-11	13-17	6	12	18	16	13	40	6	10	5	0	4	-4

Shooting By Period		
2 nd FG%	12-26	46.2%
3PT%	3-11	27.3%
FT%	13-17	76.5%
GM FG%	12-26	46.2%
3PT%	3-11	27.3%
FT%	13-17	76.5%

Dead Ball Rebounds: 1, 0

Technical Fouls::NONE

Vanderbilt - 44

NO.	Name	F	Min	FG	3P	FT	Rebounds			Fouls		TP	AS	TO	ST	Blocks		+/-
				M-A	M-A	M-A	OR	DR	TOT	PF	FD					BS	BA	
42	Quentin Millora-Brown	F	13:44	1-2	0-0	0-2	2	2	4	2	2	2	0	0	0	2	0	3
21	Liam Robbins	C	12:46	2-2	0-0	3-5	2	4	6	3	5	7	1	1	0	1	0	6
2	Scotty Pippen Jr.	G	20:00	4-8	0-0	7-8	0	2	2	4	4	15	3	2	1	0	0	4
4	Jordan Wright	G	17:27	3-6	0-2	6-7	0	0	0	0	5	12	2	2	4	1	0	10
33	Drew Weikert	G	07:05	1-2	1-2	0-0	0	1	1	2	0	3	1	1	0	0	0	-1
0	Tyrin Lawrence		11:58	1-2	0-0	0-0	1	1	2	1	0	2	0	1	1	0	0	5
10	Myles Stute		11:06	0-2	0-2	0-0	0	1	1	1	0	0	0	0	1	0	0	1
12	Trey Thomas		05:54	1-2	1-2	0-0	0	0	0	0	0	3	0	0	1	0	0	-8
Team							1	0	1			0		1				
Totals				13-26	2-8	16-22	6	11	17	13	16	44	7	8	8	4	0	4

Shooting By Period		
2 nd FG%	13-26	50.0%
3PT%	2-8	25.0%
FT%	16-22	72.7%
GM FG%	13-26	50.0%
3PT%	2-8	25.0%
FT%	16-22	72.7%

Dead Ball Rebounds: 1, 0

Technical Fouls::NONE

	TAM	VAN
Biggest lead	4 (2 nd 9:12)	10 (2 nd 16:28)
Best Scoring Run	9 (2 nd 9:12)	9 (2 nd 16:28)
Lead Changes	6	
Times Tied	4	
Time with Lead	05:20	13:35

Points from	TAM	VAN
Turnovers	11	13
Paint	18	22
Second Chance	2	6
Fast Breaks	7	13
Bench	31	5

	Period by Period Scoring		
	1st	2nd	TOT
TAM	27	40	67
VAN	28	44	72



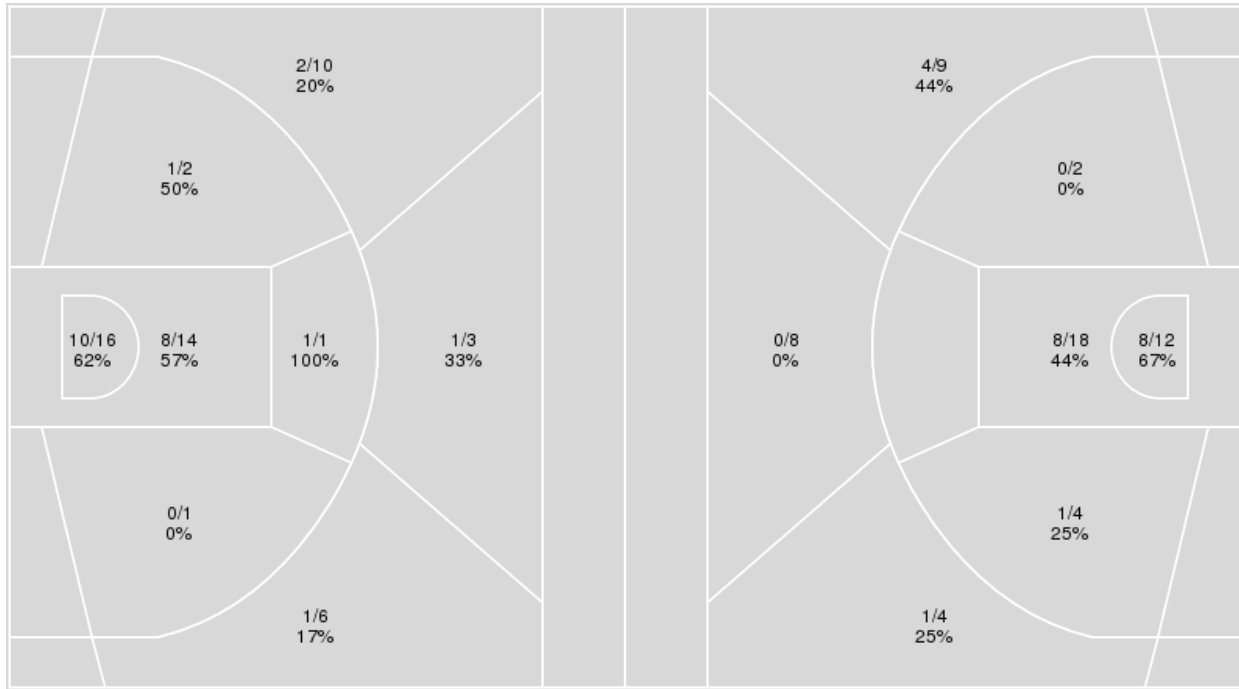
Officials: Byron Jarrett, Todd Austin, Doug Simons

{ Players => All; } FG Types => All; Results => All;

{ Players => 0, 1, 2, 3, 4, 5, 10, 11, 12, 15, 20, 22, 23, 24, 25, 31, 32, 35; } FG Types => All; Results => All;

Vanderbilt

Texas A&M



Vanderbilt	M/A	%
Field Goals	24/53	45
2 Points	20/34	59
3 Points	4/19	21
Free Throws	20/29	69

Texas A&M	M/A	%
Field Goals	22/57	39
2 Points	17/35	49
3 Points	5/22	23
Free Throws	18/23	78



Texas A&M at Vanderbilt

02/19/22 Memorial Gymnasium, Nashville
2021-22 Men's Basketball

Game Time: 5:00 PM
Game Duration: 2:07
Attendance: 6,702

Officials: Byron Jarrett, Todd Austin, Doug Sirmons

Texas A&M

No	Name	Mins		Score		Points Diff		Points per Min		Assists		Rebounds		Steals		Turnovers	
		On	Off	On	Off	On	Off	On	Off	On	Off	On	Off	On	Off	On	Off
0	Aaron Cash	21:29	18:31	42 - 40	25 - 32	2	-7	1.96	1.35	4	8	21	18	8	5	10	10
1	Marcus Williams	13:41	26:19	19 - 22	48 - 50	-3	-2	1.39	1.82	6	6	7	32	6	7	5	15
2	Hayden Hefner	08:21	31:39	13 - 12	54 - 60	1	-6	1.56	1.71	1	11	7	32	3	10	4	16
3	Quenton Jackson	22:43	17:17	47 - 43	20 - 29	4	-9	2.07	1.16	7	5	23	16	4	9	12	8
4	Wade Taylor IV	10:34	29:26	12 - 20	55 - 52	-8	3	1.14	1.87	4	8	8	31	6	7	4	16
5	Hassan Diarra	18:56	21:04	37 - 36	30 - 36	1	-6	1.95	1.42	4	8	24	15	7	6	12	8
10	Ethan Henderson	11:16	28:44	20 - 21	47 - 51	-1	-4	1.78	1.64	6	6	7	32	4	9	6	14
15	Henry Coleman III	27:12	12:48	45 - 51	22 - 21	-6	1	1.65	1.72	8	4	30	9	6	7	16	4
20	Andre Gordon	21:56	18:04	28 - 37	39 - 35	-9	4	1.28	2.16	6	6	21	18	7	6	12	8
23	Tyrece Radford	27:30	12:30	50 - 55	17 - 17	-5	0	1.82	1.36	9	3	28	11	6	7	13	7
31	Javonte Brown	07:19	32:41	5 - 12	62 - 60	-7	2	0.68	1.90	2	10	12	27	1	12	4	16
35	Manny Obaseki	09:03	30:57	17 - 11	50 - 61	6	-11	1.88	1.62	3	9	7	32	7	6	2	18

Vanderbilt

No	Name	Mins		Score		Points Diff		Points per Min		Assists		Rebounds		Steals		Turnovers	
		On	Off	On	Off	On	Off	On	Off	On	Off	On	Off	On	Off	On	Off
0	Tyrin Lawrence	11:58	28:02	29 - 24	43 - 43	5	0	2.42	1.53	5	7	10	25	5	8	3	17
2	Scotty Pippen Jr.	38:06	01:54	72 - 63	0 - 4	9	-4	1.89	0.00	12	0	33	2	13	0	18	2
4	Jordan Wright	32:17	07:43	63 - 48	9 - 19	15	-10	1.95	1.17	10	2	28	7	13	0	15	5
5	Shane Dezonie	07:02	32:58	12 - 14	60 - 53	-2	7	1.71	1.82	2	10	9	26	0	13	7	13
10	Myles Stute	17:51	22:09	35 - 36	37 - 31	-1	6	1.96	1.67	5	7	11	24	4	9	8	12
11	Gabe Dorsey	06:20	33:40	7 - 11	65 - 56	-4	9	1.11	1.93	2	10	7	28	0	13	4	16
12	Trey Thomas	12:42	27:18	18 - 32	54 - 35	-14	19	1.42	1.98	4	8	6	29	1	12	10	10
15	Terren Frank	05:55	34:05	7 - 11	65 - 56	-4	9	1.18	1.91	2	10	7	28	0	13	4	16
21	Liam Robbins	25:39	14:21	52 - 39	20 - 28	13	-8	2.03	1.39	8	4	24	11	10	3	13	7
33	Drew Weikert	14:12	25:48	23 - 21	49 - 46	2	3	1.62	1.90	3	9	13	22	8	5	6	14
42	Quentin Millora-Brown	27:58	12:02	42 - 36	30 - 31	6	-1	1.50	2.49	7	5	27	8	11	2	12	8

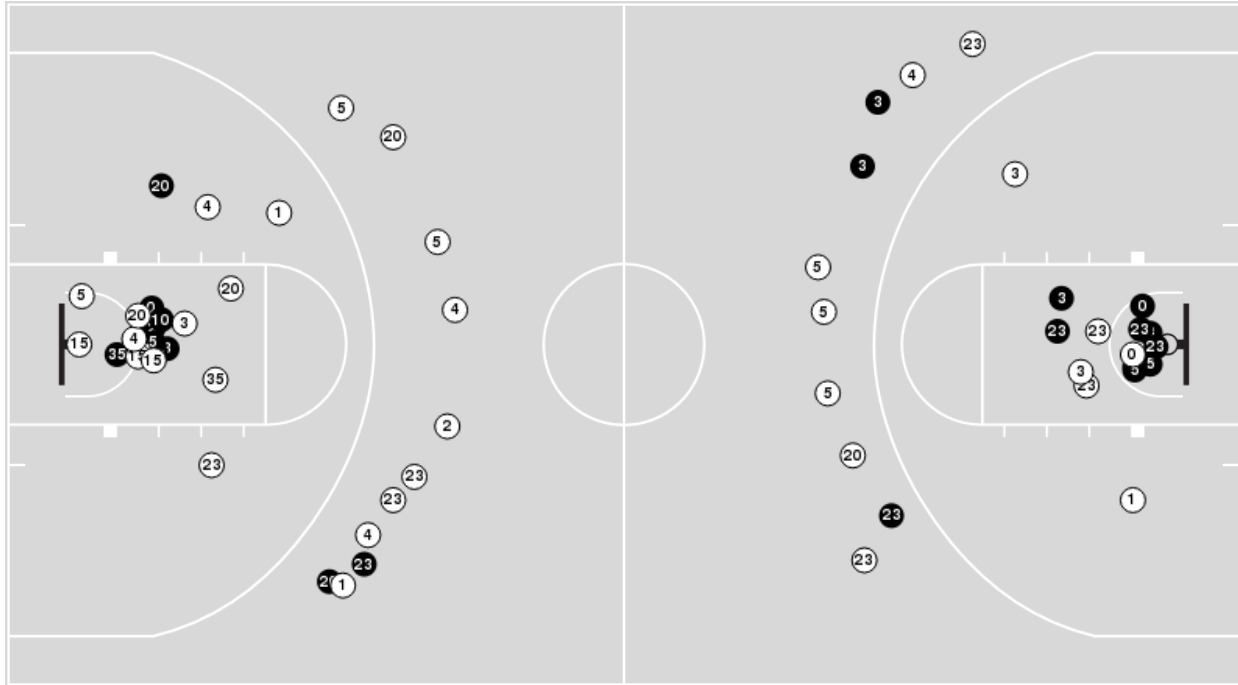


Officials: Byron Jarrett, Todd Austin, Doug Simons

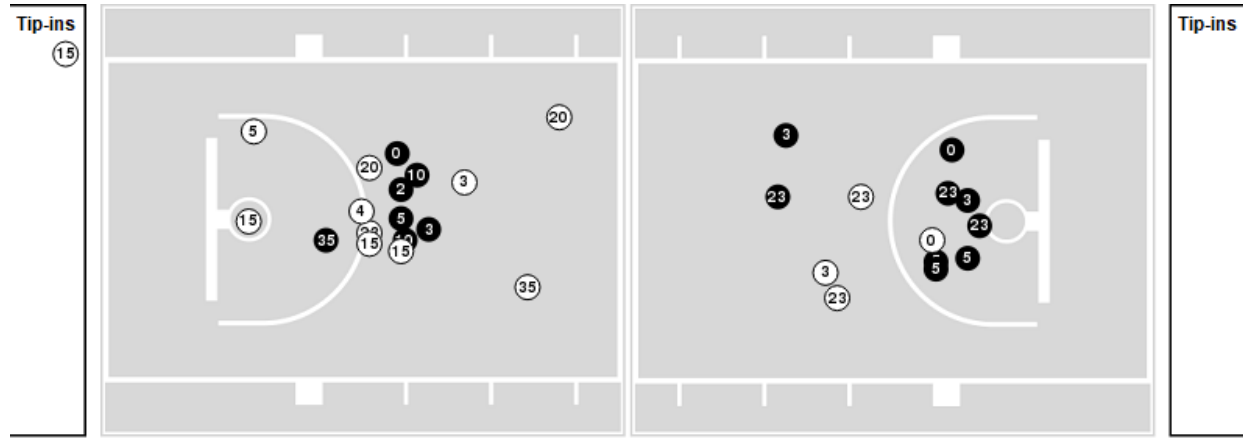
Players => 0, 1, 2, 3, 4, 5, 10, 11, 12, 15, 20, 22, 23, 24, 25, 31, 32, 35 FG Types=>All Results=>All

Texas A&M

All Field Goals



Blow Up Chart



● Made ○ Missed N - Player Number

Texas A&M	M/A	%
Field Goals	22/57	39
2 Points	17/35	49
3 Points	5/22	23
Free Throws	18/23	78

Texas A&M	M/A	%
Points in the Paint	32 (16 / 30)	53
Fast Break Points	16 (8/9)	89
Second Chance Points	5 (2/7)	29
Effective FG%	43	

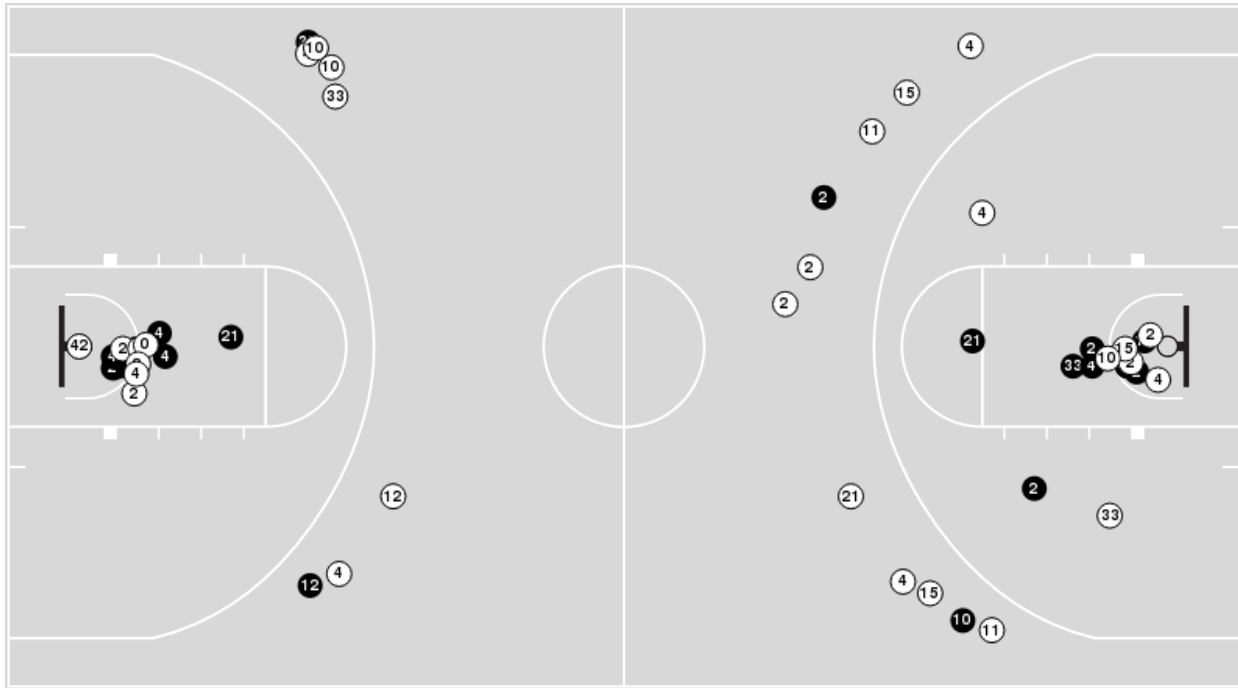


Officials: Byron Jarrett, Todd Austin, Doug Simons

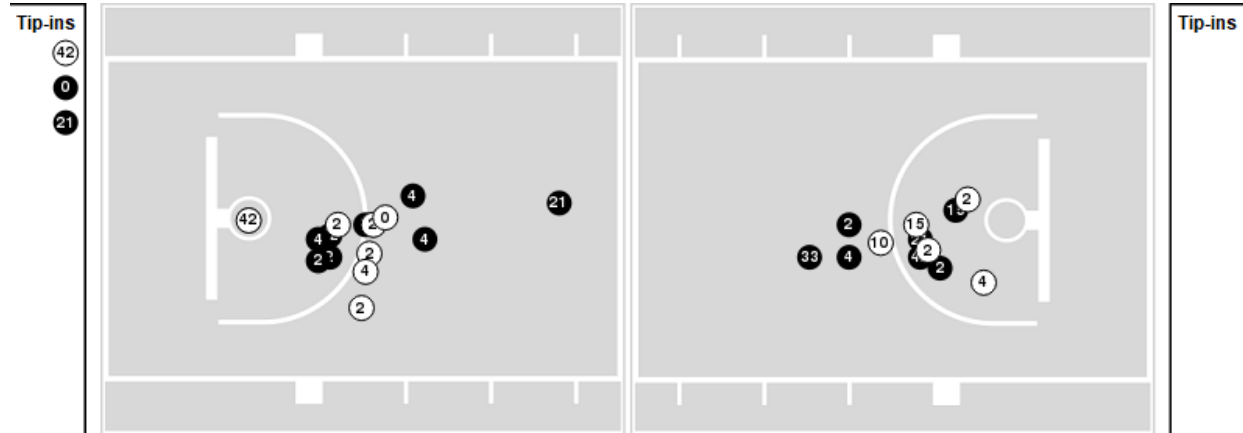
Players => AllFG Types=>AllResults=>All

Vanderbilt

All Field Goals



Blow Up Chart



● Made ○ Missed N - Player Number

Vanderbilt	M/A	%
Field Goals	24/53	45
2 Points	20/34	59
3 Points	4/19	21
Free Throws	20/29	69

Vanderbilt	M/A	%
Points in the Paint	36 (18 / 30)	60
Fast Break Points	14 (10/11)	91
Second Chance Points	11 (6/8)	75
Effective FG%	49	



Texas A&M at Vanderbilt

02/19/22 Memorial Gymnasium, Nashville
2021-22 Men's Basketball

Game Time: 5:00 PM
Game Duration: 2:07
Attendance: 6,702

Officials: Byron Jarrett, Todd Austin, Doug Simons

Texas A&M

Lineup	Quarter On	Time On	Quarter Off	Time Off	Time on Court	Score	Score Diff	Reb	Stl	Tov	Ass	PPP
1- Williams M/ 15- Coleman III H/ 20- Gordon A/ 23- Radford T/ 31- Brown J/	1	20:00	1	17:39	02:21	2-2	0	4	0	2	1	0.5000
5- Diarra H/ 10- Henderson E/ 15- Coleman III H/ 20- Gordon A/ 23- Radford T/	1	17:39	1	17:17	00:22	0-3	-3	0	0	1	0	0.0000
4- Taylor IV W/ 15- Coleman III H/ 20- Gordon A/ 23- Radford T/ 31- Brown J/	1	17:17	1	14:05	03:12	3-5	-2	6	1	1	1	0.5000
0- Cash A/ 1- Williams M/ 2- Hefner H/ 3- Jackson Q/ 23- Radford T/	1	14:05	1	11:52	02:13	5-5	0	1	0	0	1	1.4535
0- Cash A/ 1- Williams M/ 2- Hefner H/ 3- Jackson Q/ 35- Obaseki M/	1	11:52	1	11:16	00:36	0-0	0	0	0	1	0	0.0000
0- Cash A/ 2- Hefner H/ 3- Jackson Q/ 20- Gordon A/ 35- Obaseki M/	1	11:16	1	09:39	01:37	2-2	0	1	1	0	0	0.6667
0- Cash A/ 2- Hefner H/ 5- Diarra H/ 20- Gordon A/ 35- Obaseki M/	1	09:39	1	08:10	01:29	4-0	4	1	2	0	0	1.1628
3- Jackson Q/ 5- Diarra H/ 10- Henderson E/ 15- Coleman III H/ 20- Gordon A/	1	08:10	1	05:32	02:38	0-4	-4	4	0	3	0	0.0000
1- Williams M/ 4- Taylor IV W/ 10- Henderson E/ 15- Coleman III H/ 20- Gordon A/	1	05:32	1	04:45	00:47	0-0	0	0	0	0	0	0.0000
1- Williams M/ 4- Taylor IV W/ 10- Henderson E/ 20- Gordon A/ 35- Obaseki M/	1	04:45	1	03:04	01:41	6-2	4	0	1	0	3	2.0000
0- Cash A/ 1- Williams M/ 4- Taylor IV W/ 5- Diarra H/ 35- Obaseki M/	1	03:04	1	01:12	01:52	3-5	-2	1	3	0	0	0.6148
0- Cash A/ 2- Hefner H/ 3- Jackson Q/ 4- Taylor IV W/ 5- Diarra H/	1	01:12	1	00:53	00:18	0-0	0	0	0	1	0	0.0000
0- Cash A/ 2- Hefner H/ 3- Jackson Q/ 5- Diarra H/ 15- Coleman III H/	1	00:53	1	00:33	00:21	0-0	0	1	0	1	0	0.0000
2- Hefner H/ 5- Diarra H/ 10- Henderson E/ 15- Coleman III H/ 20- Gordon A/	1	00:33	1	00:13	00:20	2-0	2	1	0	0	0	2.2727
5- Diarra H/ 10- Henderson E/ 15- Coleman III H/ 20- Gordon A/ 35- Obaseki M/	1	00:13	2	20:00	00:13	0-0	0	1	0	0	0	0.0000
1- Williams M/ 10- Henderson E/ 15- Coleman III H/ 20- Gordon A/ 23- Radford T/	2	20:00	2	18:27	01:33	0-2	-2	1	1	1	0	0.0000
1- Williams M/ 2- Hefner H/ 10- Henderson E/ 20- Gordon A/ 23- Radford T/	2	18:27	2	18:03	00:24	0-2	-2	0	0	1	0	0.0000
1- Williams M/ 2- Hefner H/ 4- Taylor IV W/ 10- Henderson E/ 23- Radford T/	2	18:03	2	17:48	00:15	0-1	-1	0	0	0	0	0.0000
1- Williams M/ 2- Hefner H/ 4- Taylor IV W/ 23- Radford T/ 31- Brown J/	2	17:48	2	17:09	00:39	0-0	0	0	0	0	0	0.0000
0- Cash A/ 1- Williams M/ 4- Taylor IV W/ 15- Coleman III H/ 23- Radford T/	2	17:09	2	16:56	00:13	0-0	0	0	1	0	0	0.0000
1- Williams M/ 4- Taylor IV W/ 15- Coleman III H/ 23- Radford T/ 31- Brown J/	2	16:56	2	16:38	00:18	0-2	-2	0	0	0	0	0.0000
3- Jackson Q/ 4- Taylor IV W/ 15- Coleman III H/ 23- Radford T/ 31- Brown J/	2	16:38	2	15:53	00:45	0-2	-2	1	0	1	0	0.0000
0- Cash A/ 3- Jackson Q/ 5- Diarra H/ 15- Coleman III H/ 23- Radford T/	2	15:53	2	14:57	00:56	4-0	4	0	0	0	0	1.6393
3- Jackson Q/ 5- Diarra H/ 10- Henderson E/ 15- Coleman III H/ 23- Radford T/	2	14:57	2	14:31	00:26	2-1	1	0	1	0	1	2.0000
0- Cash A/ 3- Jackson Q/ 5- Diarra H/ 23- Radford T/ 35- Obaseki M/	2	14:31	2	13:15	01:16	2-2	0	3	0	1	0	1.0638
0- Cash A/ 3- Jackson Q/ 15- Coleman III H/ 20- Gordon A/ 23- Radford T/	2	13:15	2	12:29	00:46	3-2	1	0	0	0	0	2.0833
3- Jackson Q/ 10- Henderson E/ 15- Coleman III H/ 20- Gordon A/ 23- Radford T/	2	12:29	2	11:33	00:56	4-2	2	0	1	0	1	2.7778
3- Jackson Q/ 5- Diarra H/ 10- Henderson E/ 15- Coleman III H/ 23- Radford T/	2	11:33	2	11:00	00:33	3-3	0	0	0	0	0	1.7045
0- Cash A/ 3- Jackson Q/ 5- Diarra H/ 15- Coleman III H/ 23- Radford T/	2	11:00	2	08:44	02:16	9-3	6	2	1	1	2	1.8908
3- Jackson Q/ 5- Diarra H/ 10- Henderson E/ 15- Coleman III H/ 23- Radford T/	2	08:44	2	08:41	00:03	0-0	0	0	0	0	0	0.0000
0- Cash A/ 3- Jackson Q/ 5- Diarra H/ 15- Coleman III H/ 23- Radford T/	2	08:41	2	07:32	01:09	2-2	0	1	0	0	0	1.0000
0- Cash A/ 3- Jackson Q/ 15- Coleman III H/ 20- Gordon A/ 23- Radford T/	2	07:32	2	06:35	00:57	2-2	0	1	0	1	0	1.0638
0- Cash A/ 5- Diarra H/ 15- Coleman III H/ 20- Gordon A/ 23- Radford T/	2	06:35	2	05:31	01:04	0-2	-2	1	0	1	0	0.0000
0- Cash A/ 4- Taylor IV W/ 5- Diarra H/ 15- Coleman III H/ 20- Gordon A/	2	05:31	2	04:57	00:34	0-3	-3	0	0	1	0	0.0000
1- Williams M/ 3- Jackson Q/ 10- Henderson E/ 15- Coleman III H/ 23- Radford T/	2	04:57	2	04:11	00:46	3-1	2	0	0	0	1	3.0000
1- Williams M/ 3- Jackson Q/ 10- Henderson E/ 23- Radford T/ 35- Obaseki M/	2	04:11	2	04:08	00:03	0-0	0	0	0	0	0	0.0000
3- Jackson Q/ 10- Henderson E/ 20- Gordon A/ 23- Radford T/ 35- Obaseki M/	2	04:08	2	03:52	00:16	0-0	0	0	0	0	0	0.0000
0- Cash A/ 3- Jackson Q/ 15- Coleman III H/ 20- Gordon A/ 23- Radford T/	2	03:52	2	03:06	00:46	0-4	-4	0	0	0	0	0.0000
0- Cash A/ 3- Jackson Q/ 5- Diarra H/ 15- Coleman III H/ 23- Radford T/	2	03:06	2	00:09	02:57	6-6	0	6	0	2	1	1.2000
0- Cash A/ 2- Hefner H/ 3- Jackson Q/ 5- Diarra H/ 23- Radford T/	2	00:09	2	00:03	00:05	0-1	-1	1	0	0	0	0.0000



Official Basketball Rotations Summary - Final

Texas A&M at Vanderbilt

02/19/22 Memorial Gymnasium, Nashville
2021-22 Men's Basketball

Game Time: 5:00 PM

Game Duration: 2:07

Attendance: 6,702

Officials: Byron Jarrett, Todd Austin, Doug Sirmons

Texas A&M

Lineup	Quarter On	Time On	Quarter Off	Time Off	Time on Court	Score	Score Diff	Reb	Stl	Tov	Ass	PPP
0- Cash A/ 2- Hefner H/ 3- Jackson Q/ 5- Diarra H/ 31- Brown J/	2	00:03	2	00:00	00:04	0-1	-1	1	0	0	0	0.0000



Texas A&M at Vanderbilt

02/19/22 Memorial Gymnasium, Nashville
2021-22 Men's Basketball

Game Time: 5:00 PM
Game Duration: 2:07
Attendance: 6,702

Officials: Byron Jarrett, Todd Austin, Doug Sirmons

Vanderbilt

Lineup	Quarter On	Time On	Quarter Off	Time Off	Time on Court	Score	Score Diff	Reb	Stl	Tov	Ass	PPP
2- Phippen Jr. S/ 4- Wright J/ 21- Robbins L/ 33- Weikert D/ 42- Millora-Brown Q/	1	20:00	1	14:05	05:55	10-5	5	6	4	1	1	0.8503
2- Phippen Jr. S/ 5- Dezonie S/ 10- Stute M/ 11- Dorsey G/ 15- Frank T/	1	14:05	1	11:52	02:13	5-5	0	1	0	1	1	1.1261
2- Phippen Jr. S/ 5- Dezonie S/ 11- Dorsey G/ 15- Frank T/ 42- Millora-Brown Q/	1	11:52	1	09:39	02:13	2-2	0	4	0	1	1	0.6667
5- Dezonie S/ 11- Dorsey G/ 12- Thomas T/ 15- Frank T/ 42- Millora-Brown Q/	1	09:39	1	08:55	00:44	0-4	-4	1	0	2	0	0.0000
4- Wright J/ 11- Dorsey G/ 12- Thomas T/ 15- Frank T/ 42- Millora-Brown Q/	1	08:55	1	08:10	00:45	0-0	0	1	0	0	0	0.0000
4- Wright J/ 11- Dorsey G/ 12- Thomas T/ 21- Robbins L/ 42- Millora-Brown Q/	1	08:10	1	07:45	00:25	0-0	0	0	0	0	0	0.0000
2- Phippen Jr. S/ 4- Wright J/ 12- Thomas T/ 21- Robbins L/ 42- Millora-Brown Q/	1	07:45	1	04:45	03:00	4-0	4	2	0	3	1	0.8000
2- Phippen Jr. S/ 4- Wright J/ 10- Stute M/ 12- Thomas T/ 21- Robbins L/	1	04:45	1	03:04	01:41	2-6	-4	0	0	1	1	1.0000
2- Phippen Jr. S/ 4- Wright J/ 5- Dezonie S/ 10- Stute M/ 21- Robbins L/	1	03:04	1	01:12	01:52	5-3	2	3	0	3	0	0.8503
2- Phippen Jr. S/ 4- Wright J/ 10- Stute M/ 33- Weikert D/ 42- Millora-Brown Q/	1	01:12	1	00:13	00:59	0-0	0	0	1	0	0	0.0000
2- Phippen Jr. S/ 4- Wright J/ 12- Thomas T/ 33- Weikert D/ 42- Millora-Brown Q/	1	00:13	2	20:00	00:13	0-2	-2	0	0	0	0	0.0000
2- Phippen Jr. S/ 4- Wright J/ 21- Robbins L/ 33- Weikert D/ 42- Millora-Brown Q/	2	20:00	2	16:56	03:04	5-0	5	5	2	2	0	0.9398
0- Lawrence T/ 2- Phippen Jr. S/ 4- Wright J/ 21- Robbins L/ 42- Millora-Brown Q/	2	16:56	2	15:53	01:03	4-0	4	3	1	0	1	1.3333
0- Lawrence T/ 2- Phippen Jr. S/ 4- Wright J/ 10- Stute M/ 42- Millora-Brown Q/	2	15:53	2	13:15	02:38	3-8	-5	1	1	2	1	0.6148
0- Lawrence T/ 2- Phippen Jr. S/ 4- Wright J/ 10- Stute M/ 21- Robbins L/	2	13:15	2	12:29	00:46	2-3	-1	0	0	0	0	2.0000
0- Lawrence T/ 2- Phippen Jr. S/ 4- Wright J/ 12- Thomas T/ 21- Robbins L/	2	12:29	2	11:33	00:56	2-4	-2	0	0	1	0	1.0000
2- Phippen Jr. S/ 4- Wright J/ 12- Thomas T/ 21- Robbins L/ 33- Weikert D/	2	11:33	2	10:05	01:28	6-6	0	1	1	2	2	1.5000
2- Phippen Jr. S/ 12- Thomas T/ 21- Robbins L/ 33- Weikert D/ 42- Millora-Brown Q/	2	10:05	2	09:11	00:54	0-6	-6	0	0	0	0	0.0000
2- Phippen Jr. S/ 10- Stute M/ 12- Thomas T/ 33- Weikert D/ 42- Millora-Brown Q/	2	09:11	2	09:11	00:00	0-0	0	0	0	0	0	0.0000
2- Phippen Jr. S/ 12- Thomas T/ 21- Robbins L/ 33- Weikert D/ 42- Millora-Brown Q/	2	09:11	2	08:44	00:27	0-0	0	0	0	0	0	0.0000
2- Phippen Jr. S/ 10- Stute M/ 12- Thomas T/ 33- Weikert D/ 42- Millora-Brown Q/	2	08:44	2	07:32	01:12	2-2	0	1	0	1	0	1.0000
2- Phippen Jr. S/ 4- Wright J/ 10- Stute M/ 12- Thomas T/ 42- Millora-Brown Q/	2	07:32	2	06:35	00:57	2-2	0	0	0	0	0	1.0638
0- Lawrence T/ 2- Phippen Jr. S/ 4- Wright J/ 10- Stute M/ 42- Millora-Brown Q/	2	06:35	2	04:08	02:27	6-3	3	2	1	0	1	1.6484
0- Lawrence T/ 2- Phippen Jr. S/ 4- Wright J/ 10- Stute M/ 21- Robbins L/	2	04:08	2	01:02	03:06	8-4	4	3	1	0	1	1.5385
0- Lawrence T/ 2- Phippen Jr. S/ 4- Wright J/ 21- Robbins L/ 42- Millora-Brown Q/	2	01:02	2	00:00	01:02	4-2	2	1	1	0	1	1.4493



Texas A&M at Vanderbilt

02/19/22 Memorial Gymnasium, Nashville
2021-22 Men's Basketball

Game Time: 5:00 PM
Game Duration: 2:07
Attendance: 6,702

Officials: Byron Jarrett, Todd Austin, Doug Sirmons

Texas A&M

Lineup	Time	Score	Score Diff	Pts/Min	Reb	Stl	Tov	Ass	PPP
0- Cash A/ 3- Jackson Q/ 5- Diarra H/ 15- Coleman III H/ 23- Radford T/	07:18	21-11	10	2.8767	9	1	3	3	1.4789
4- Taylor IV W/ 15- Coleman III H/ 20- Gordon A/ 23- Radford T/ 31- Brown J/	03:12	3-5	-2	0.9375	6	1	1	1	0.5000
3- Jackson Q/ 5- Diarra H/ 10- Henderson E/ 15- Coleman III H/ 20- Gordon A/	02:38	0-4	-4	0.0000	4	0	3	0	0.0000
0- Cash A/ 3- Jackson Q/ 15- Coleman III H/ 20- Gordon A/ 23- Radford T/	02:29	5-8	-3	2.0134	1	0	1	0	1.1574
1- Williams M/ 15- Coleman III H/ 20- Gordon A/ 23- Radford T/ 31- Brown J/	02:21	2-2	0	0.8511	4	0	2	1	0.5000
0- Cash A/ 1- Williams M/ 2- Hefner H/ 3- Jackson Q/ 23- Radford T/	02:13	5-5	0	2.2556	1	0	0	1	1.4535
0- Cash A/ 1- Williams M/ 4- Taylor IV W/ 5- Diarra H/ 35- Obaseki M/	01:52	3-5	-2	1.6071	1	3	0	0	0.6148
1- Williams M/ 4- Taylor IV W/ 10- Henderson E/ 20- Gordon A/ 35- Obaseki M/	01:41	6-2	4	3.5644	0	1	0	3	2.0000
0- Cash A/ 2- Hefner H/ 3- Jackson Q/ 20- Gordon A/ 35- Obaseki M/	01:37	2-2	0	1.2371	1	1	0	0	0.6667
1- Williams M/ 10- Henderson E/ 15- Coleman III H/ 20- Gordon A/ 23- Radford T/	01:33	0-2	-2	0.0000	1	1	1	0	0.0000
0- Cash A/ 2- Hefner H/ 5- Diarra H/ 20- Gordon A/ 35- Obaseki M/	01:29	4-0	4	2.6966	1	2	0	0	1.1628
0- Cash A/ 3- Jackson Q/ 5- Diarra H/ 23- Radford T/ 35- Obaseki M/	01:16	2-2	0	1.5789	3	0	1	0	1.0638
0- Cash A/ 5- Diarra H/ 15- Coleman III H/ 20- Gordon A/ 23- Radford T/	01:04	0-2	-2	0.0000	1	0	1	0	0.0000
3- Jackson Q/ 5- Diarra H/ 10- Henderson E/ 15- Coleman III H/ 23- Radford T/	01:02	5-4	1	4.8387	0	1	0	1	1.8116
3- Jackson Q/ 10- Henderson E/ 15- Coleman III H/ 20- Gordon A/ 23- Radford T/	00:56	4-2	2	4.2857	0	1	0	1	2.7778
1- Williams M/ 4- Taylor IV W/ 10- Henderson E/ 15- Coleman III H/ 20- Gordon A/	00:47	0-0	0	0.0000	0	0	0	0	0.0000
1- Williams M/ 3- Jackson Q/ 10- Henderson E/ 15- Coleman III H/ 23- Radford T/	00:46	3-1	2	3.9130	0	0	0	1	3.0000
3- Jackson Q/ 4- Taylor IV W/ 15- Coleman III H/ 23- Radford T/ 31- Brown J/	00:45	0-2	-2	0.0000	1	0	1	0	0.0000
1- Williams M/ 2- Hefner H/ 4- Taylor IV W/ 23- Radford T/ 31- Brown J/	00:39	0-0	0	0.0000	0	0	0	0	0.0000
0- Cash A/ 1- Williams M/ 2- Hefner H/ 3- Jackson Q/ 35- Obaseki M/	00:36	0-0	0	0.0000	0	0	1	0	0.0000
0- Cash A/ 4- Taylor IV W/ 5- Diarra H/ 15- Coleman III H/ 20- Gordon A/	00:34	0-3	-3	0.0000	0	0	1	0	0.0000
1- Williams M/ 2- Hefner H/ 10- Henderson E/ 20- Gordon A/ 23- Radford T/	00:24	0-2	-2	0.0000	0	0	1	0	0.0000
5- Diarra H/ 10- Henderson E/ 15- Coleman III H/ 20- Gordon A/ 23- Radford T/	00:22	0-3	-3	0.0000	0	0	1	0	0.0000
0- Cash A/ 2- Hefner H/ 3- Jackson Q/ 5- Diarra H/ 15- Coleman III H/	00:21	0-0	0	0.0000	1	0	1	0	0.0000
2- Hefner H/ 5- Diarra H/ 10- Henderson E/ 15- Coleman III H/ 20- Gordon A/	00:20	2-0	2	6.0000	1	0	0	0	2.2727
0- Cash A/ 2- Hefner H/ 3- Jackson Q/ 4- Taylor IV W/ 5- Diarra H/	00:18	0-0	0	0.0000	0	0	1	0	0.0000
1- Williams M/ 4- Taylor IV W/ 15- Coleman III H/ 23- Radford T/ 31- Brown J/	00:18	0-2	-2	0.0000	0	0	0	0	0.0000
3- Jackson Q/ 10- Henderson E/ 20- Gordon A/ 23- Radford T/ 35- Obaseki M/	00:16	0-0	0	0.0000	0	0	0	0	0.0000
1- Williams M/ 2- Hefner H/ 4- Taylor IV W/ 10- Henderson E/ 23- Radford T/	00:15	0-1	-1	0.0000	0	0	0	0	0.0000
5- Diarra H/ 10- Henderson E/ 15- Coleman III H/ 20- Gordon A/ 35- Obaseki M/	00:13	0-0	0	0.0000	1	0	0	0	0.0000
0- Cash A/ 1- Williams M/ 4- Taylor IV W/ 15- Coleman III H/ 23- Radford T/	00:13	0-0	0	0.0000	0	1	0	0	0.0000
0- Cash A/ 2- Hefner H/ 3- Jackson Q/ 5- Diarra H/ 23- Radford T/	00:05	0-1	-1	0.0000	1	0	0	0	0.0000
0- Cash A/ 2- Hefner H/ 3- Jackson Q/ 5- Diarra H/ 31- Brown J/	00:04	0-1	-1	0.0000	1	0	0	0	0.0000
1- Williams M/ 3- Jackson Q/ 10- Henderson E/ 23- Radford T/ 35- Obaseki M/	00:03	0-0	0	0.0000	0	0	0	0	0.0000



Texas A&M at Vanderbilt

02/19/22 Memorial Gymnasium, Nashville
2021-22 Men's Basketball

Game Time: 5:00 PM
Game Duration: 2:07
Attendance: 6,702

Officials: Byron Jarrett, Todd Austin, Doug Sirmons

Vanderbilt

Lineup	Time	Score	Score Diff	Pts/Min	Reb	Stl	Tov	Ass	PPP
2- Pippen Jr. S/ 4- Wright J/ 21- Robbins L/ 33- Weikert D/ 42- Millora-Brown Q/	08:59	15-5	10	1.6698	11	6	3	1	0.8782
0- Lawrence T/ 2- Pippen Jr. S/ 4- Wright J/ 10- Stute M/ 42- Millora-Brown Q/	05:05	9-11	-2	1.7705	3	2	2	2	1.0563
0- Lawrence T/ 2- Pippen Jr. S/ 4- Wright J/ 10- Stute M/ 21- Robbins L/	03:52	10-7	3	2.5862	3	1	0	1	1.6129
2- Pippen Jr. S/ 4- Wright J/ 12- Thomas T/ 21- Robbins L/ 42- Millora-Brown Q/	03:00	4-0	4	1.3333	2	0	3	1	0.8000
2- Pippen Jr. S/ 5- Dezonie S/ 10- Stute M/ 11- Dorsey G/ 15- Frank T/	02:13	5-5	0	2.2556	1	0	1	1	1.1261
2- Pippen Jr. S/ 5- Dezonie S/ 11- Dorsey G/ 15- Frank T/ 42- Millora-Brown Q/	02:13	2-2	0	0.9023	4	0	1	1	0.6667
0- Lawrence T/ 2- Pippen Jr. S/ 4- Wright J/ 21- Robbins L/ 42- Millora-Brown Q/	02:05	8-2	6	3.8400	4	2	0	2	1.3889
2- Pippen Jr. S/ 4- Wright J/ 5- Dezonie S/ 10- Stute M/ 21- Robbins L/	01:52	5-3	2	2.6786	3	0	3	0	0.8503
2- Pippen Jr. S/ 4- Wright J/ 10- Stute M/ 12- Thomas T/ 21- Robbins L/	01:41	2-6	-4	1.1881	0	0	1	1	1.0000
2- Pippen Jr. S/ 4- Wright J/ 12- Thomas T/ 21- Robbins L/ 33- Weikert D/	01:28	6-6	0	4.0909	1	1	2	2	1.5000
2- Pippen Jr. S/ 12- Thomas T/ 21- Robbins L/ 33- Weikert D/ 42- Millora-Brown Q/	01:21	0-6	-6	0.0000	0	0	0	0	0.0000
2- Pippen Jr. S/ 10- Stute M/ 12- Thomas T/ 33- Weikert D/ 42- Millora-Brown Q/	01:12	2-2	0	1.6667	1	0	1	0	1.0000
2- Pippen Jr. S/ 4- Wright J/ 10- Stute M/ 33- Weikert D/ 42- Millora-Brown Q/	00:59	0-0	0	0.0000	0	1	0	0	0.0000
2- Pippen Jr. S/ 4- Wright J/ 10- Stute M/ 12- Thomas T/ 42- Millora-Brown Q/	00:57	2-2	0	2.1053	0	0	0	0	1.0638
0- Lawrence T/ 2- Pippen Jr. S/ 4- Wright J/ 12- Thomas T/ 21- Robbins L/	00:56	2-4	-2	2.1429	0	0	1	0	1.0000
4- Wright J/ 11- Dorsey G/ 12- Thomas T/ 15- Frank T/ 42- Millora-Brown Q/	00:45	0-0	0	0.0000	1	0	0	0	0.0000
5- Dezonie S/ 11- Dorsey G/ 12- Thomas T/ 15- Frank T/ 42- Millora-Brown Q/	00:44	0-4	-4	0.0000	1	0	2	0	0.0000
4- Wright J/ 11- Dorsey G/ 12- Thomas T/ 21- Robbins L/ 42- Millora-Brown Q/	00:25	0-0	0	0.0000	0	0	0	0	0.0000
2- Pippen Jr. S/ 4- Wright J/ 12- Thomas T/ 33- Weikert D/ 42- Millora-Brown Q/	00:13	0-2	-2	0.0000	0	0	0	0	0.0000