



Officials: Gina Cross, Billy Smith, Saif Echo

Vanderbilt - 52

Record: 12-14 (3-9)

NO.	Name	Min	FG			Rebounds			Fouls		TP	AS	TO	ST	Blocks		+/-
			M-A	M-A	M-A	OR	DR	TOT	PF	FD					BS	BA	
15	Brinae Alexander	F 35:22	8-20	3-10	0-0	2	0	2	3	0	19	0	3	2	0	0	-16
50	Kaylon Smith	F 25:30	2-5	0-1	0-0	2	2	4	2	1	4	0	0	1	0	0	-21
3	Jordyn Cambridge	G 34:24	2-10	0-4	1-3	0	4	4	3	3	5	3	0	2	0	0	-19
12	Demi Washington	G 15:12	0-2	0-0	0-0	1	2	3	2	0	0	1	0	2	0	2	-13
23	Iyana Moore	G 36:28	6-15	2-8	3-3	0	1	1	1	3	17	2	1	2	0	0	-4
35	Sacha Washington	28:57	1-7	0-0	0-0	2	4	6	2	2	2	1	3	1	0	0	2
13	De'Mauri Flournoy	13:46	2-5	1-3	0-0	0	2	2	1	0	5	0	1	1	1	0	-3
5	Yaubryon Chambers	07:47	0-2	0-0	0-0	0	2	2	4	0	0	0	0	0	0	1	-1
11	Kendal Cheesman	02:34	0-1	0-1	0-0	0	0	0	1	0	0	0	1	0	0	0	5
Team						1	4	5			0		1				
Totals			21-67	6-27	4-6	8	21	29	19	9	52	7	10	11	1	3	-14

Technical Fouls::NONE

Shooting By Period		
1 st FG%	5-20	25.0%
3PT%	1-9	11.1%
FT%	1-1	100%
2 nd FG%	6-16	37.5%
3PT%	2-7	28.6%
FT%	0-1	0%
3 rd FG%	5-17	29.4%
3PT%	1-5	20.0%
FT%	2-2	100%
4 th FG%	5-14	35.7%
3PT%	2-6	33.3%
FT%	1-2	50%
GM FG%	21-67	31.3%
3PT%	6-27	22.2%
FT%	4-6	66.7%

Dead Ball Rebounds: 0, 0

Tennessee - 66

Record: 21-4 (10-2)

NO.	Name	Min	FG			Rebounds			Fouls		TP	AS	TO	ST	Blocks		+/-
			M-A	M-A	M-A	OR	DR	TOT	PF	FD					BS	BA	
2	Alexus Dye	F 19:35	4-6	0-0	0-0	0	4	4	3	0	8	0	1	0	0	0	13
20	Tamari Key	C 30:13	2-3	0-0	4-7	3	6	9	3	6	8	5	7	0	0	0	5
4	Jordan Walker	G 26:12	3-9	0-4	2-2	1	3	4	2	5	8	1	2	1	0	0	12
21	Tess Darby	G 18:58	0-2	0-2	0-0	0	1	1	0	0	0	4	1	0	0	0	1
25	Jordan Horston	G 31:06	5-9	3-4	3-4	1	12	13	1	2	16	7	4	0	2	0	17
1	Sara Puckett	24:43	3-8	1-3	1-1	1	6	7	0	1	8	0	1	0	0	0	10
0	Brooklynn Miles	19:40	1-2	0-0	1-2	0	1	1	0	2	3	1	2	0	0	0	0
12	Rae Burrell	26:02	5-13	1-5	4-4	0	4	4	0	2	15	1	1	0	1	1	17
11	Karoline Striplin	02:13	0-1	0-1	0-0	0	0	0	0	1	0	0	0	0	0	0	-5
5	Kaiya Wynn	00:42	0-0	0-0	0-0	1	0	1	0	0	0	0	0	0	0	0	0
10	Jessie Rennie	00:18	0-0	0-0	0-0	0	0	0	0	0	0	0	0	0	0	0	0
31	Emily Saunders	00:18	0-0	0-0	0-0	0	0	0	0	0	0	0	0	0	0	0	0
Team						3	1	4			0		0				
Totals			23-53	5-19	15-20	10	38	48	9	19	66	19	19	1	3	1	14

Technical Fouls::NONE

Shooting By Period		
1 st FG%	6-10	60.0%
3PT%	1-3	33.3%
FT%	2-2	100%
2 nd FG%	6-16	37.5%
3PT%	1-7	14.3%
FT%	3-3	100%
3 rd FG%	5-12	41.7%
3PT%	1-4	25.0%
FT%	6-9	66.7%
4 th FG%	6-15	40.0%
3PT%	2-5	40.0%
FT%	4-6	66.7%
GM FG%	23-53	43.4%
3PT%	5-19	26.3%
FT%	15-20	75.0%

Dead Ball Rebounds: 4, 2

	VAN	TENN
Biggest lead	3 (1 st 5:17)	22 (4 th 6:01)
Best Scoring Run	9(2 nd 1:14)	16(3 rd 6:10)
Lead Changes	5	
Times Tied	2	
Time with Lead	04:26	33:03

	VAN	TENN
Points from		
Turnovers	21	15
Paint	16	32
Second Chance	6	13
Fast Breaks	7	13
Bench	7	26

	Period by Period Scoring				
	1st	2nd	3rd	4th	TOT
VAN	12	14	13	13	52
TENN	15	16	17	18	66



Period 1

Quarter Starters:

TENN	2 Dye A	4 Walker J	20 Key T	21 Darby T	25 Horston J
VAN	3 Cambridge J	12 Washington D	15 Alexander B	23 Moore I	50 Smith K

Game Time	TENN	Score	Diff	VAN
10:00	20 KEY T jumpball won			12 WASHINGTON D jumpball lost
09:39	4 WALKER J 3pt FG , jump shot missed			
09:35	20 KEY T offensive rebound (1)			
09:34	20 KEY T turnover bad pass (1)			23 MOORE I steal (1)
09:20		0-2	-2	50 SMITH K 2pt FG from turnover outside the paint, jump shot made (2)
09:20				23 MOORE I assist (1)
08:57	25 HORSTON J 3pt FG , jump shot made (3)	3-2	1	
08:57	21 DARBY T assist (1)			
08:34				12 WASHINGTON D 2pt FG in the paint, layup blocked
08:34	25 HORSTON J block (1)			
08:28				12 WASHINGTON D offensive rebound (1)
08:27				12 WASHINGTON D 2pt FG second chance in the paint, layup blocked
08:27	25 HORSTON J block (2)			
08:22				50 SMITH K offensive rebound (1)
08:21				3 CAMBRIDGE J 2pt FG second chance in the paint, floating jump shot missed
08:18	25 HORSTON J defensive rebound (1)			
08:08	jump ball situation			
08:08	20 KEY T turnover lost ball (2)			15 ALEXANDER B steal (1)
07:54				50 SMITH K 3pt FG from turnover, jump shot missed
07:51	25 HORSTON J defensive rebound (2)			
07:39	2 DYE A 2pt FG in the paint, layup made (2)	5-2	3	
07:39	21 DARBY T assist (2)			
07:24				23 MOORE I 3pt FG , jump shot missed
07:20	2 DYE A defensive rebound (1)			
07:12	25 HORSTON J turnover bad pass (1)			3 CAMBRIDGE J steal (1)
07:07		5-4	1	23 MOORE I 2pt FG fast break from turnover in the paint, driving layup made (2)
07:07				3 CAMBRIDGE J assist (1)
07:07	2 DYE A foul shooting (1 - 1)			23 MOORE I foul drawn (1)
07:07				12 WASHINGTON D substitution out
07:07				35 WASHINGTON S substitution in
07:07		5-5	0	23 MOORE I free throw fast break 1 - 1 made (3)
06:56	jump ball situation			
06:35	4 WALKER J 3pt FG , jump shot missed			
06:31				23 MOORE I defensive rebound (1)
06:29				3 CAMBRIDGE J 3pt FG , jump shot missed
06:25	20 KEY T defensive rebound (2)			
06:06	25 HORSTON J foul drawn (1)			35 WASHINGTON S foul shooting (1 - 1)
06:06	2 DYE A substitution out			
06:06	1 PUCKETT S substitution in			
06:06	25 HORSTON J free throw 1 - 2 made (4)	6-5	1	



Official Basketball Play by Play - 1st Period
Vanderbilt at Tennessee
 02/13/22 Thompson-Boling Arena, Knoxville, Tenn.
 2021-22 Women's Basketball

Game Time: 12:02 PM
Game Duration: 1:44
Attendance: 8,933

Officials: Gina Cross, Billy Smith, Saif Echo

Game Time	TENN	Score	Diff	VAN
06:06	25 HORSTON J free throw 2 - 2 made (5)	7-5	2	
05:38		7-8	-1	23 MOORE I 3pt FG , jump shot made (6)
05:23	4 WALKER J turnover lost ball (1)			15 ALEXANDER B steal (2)
05:17		7-10	-3	15 ALEXANDER B 2pt FG fast break from turnover outside the paint, jump shot made (2)
05:04	1 PUCKETT S 2pt FG in the paint, layup made (2)	9-10	-1	
05:04	21 DARBY T assist (3)			
04:40		9-12	-3	50 SMITH K 2pt FG outside the paint, jump shot made (4)
04:10	25 HORSTON J 2pt FG in the paint, jump shot missed			
04:09				defensive rebound (4)
04:09	Timeout media			
04:08	4 WALKER J substitution out			
04:08	0 MILES B substitution in			
04:08				15 ALEXANDER B substitution out
04:08				13 FLOURNOY D substitution in
03:58				35 WASHINGTON S 2pt FG outside the paint, jump shot missed
03:54	25 HORSTON J defensive rebound (3)			
03:28	21 DARBY T turnover bad pass (1)			35 WASHINGTON S steal (1)
03:18				13 FLOURNOY D 3pt FG from turnover, jump shot missed
03:13	21 DARBY T defensive rebound (1)			
03:11	21 DARBY T substitution out			
03:11	12 BURRELL R substitution in			
03:11				23 MOORE I substitution out
03:11				15 ALEXANDER B substitution in
02:49	12 BURRELL R 2pt FG outside the paint, jump shot missed			
02:46				3 CAMBRIDGE J defensive rebound (1)
02:40				15 ALEXANDER B 3pt FG , jump shot missed
02:36	25 HORSTON J defensive rebound (4)			
02:29	12 BURRELL R 2pt FG in the paint, layup made (2)	11-12	-1	
02:29	20 KEY T assist (1)			
02:07				35 WASHINGTON S 2pt FG outside the paint, jump shot missed
02:03	25 HORSTON J defensive rebound (5)			
01:58	12 BURRELL R 2pt FG fast break in the paint, driving layup made (4)	13-12	1	
01:57				Timeout 30 Sec
01:57				50 SMITH K substitution out
01:57				12 WASHINGTON D substitution in
01:39				15 ALEXANDER B 3pt FG , jump shot missed
01:37				35 WASHINGTON S offensive rebound (1)
01:37				35 WASHINGTON S 2pt FG second chance in the paint, layup missed
01:37	20 KEY T defensive rebound (3)			
01:37	20 KEY T foul drawn (1)			12 WASHINGTON D foul personal (1 - 2)
01:17	20 KEY T substitution out			
01:17	2 DYE A substitution in			
01:17				12 WASHINGTON D substitution out
01:17				50 SMITH K substitution in
01:17	25 HORSTON J 2pt FG outside the paint, jump shot made (7)	15-12	3	
01:17	12 BURRELL R assist (1)			
00:50				50 SMITH K 2pt FG in the paint, jump shot missed



Official Basketball Play by Play - 1st Period
Vanderbilt at Tennessee
 02/13/22 Thompson-Boling Arena, Knoxville, Tenn.
 2021-22 Women's Basketball

Game Time: 12:02 PM
Game Duration: 1:44
Attendance: 8,933

Officials: Gina Cross, Billy Smith, Saif Echo

Game Time	TENN	Score	Diff	VAN
00:49	defensive dead ball rebound (1)			
00:49				13 FLOURNOY D substitution out
00:49				35 WASHINGTON S substitution out
00:49				5 CHAMBERS Y substitution in
00:49				23 MOORE I substitution in
00:37	2 DYE A foul personal (2 - 2)			50 SMITH K foul drawn (1)
00:18				3 CAMBRIDGE J 3pt FG , jump shot missed
00:15				50 SMITH K offensive rebound (2)
00:14				15 ALEXANDER B 3pt FG second chance, jump shot missed
00:11	1 PUCKETT S defensive rebound (1)			
00:01	25 HORSTON J turnover bad pass (2)			50 SMITH K steal (1)
END OF PERIOD				
TENN 15-12 VAN				



Vanderbilt at Tennessee

02/13/22 Thompson-Boling Arena, Knoxville, Tenn.
2021-22 Women's Basketball

Game Time: 12:02 PM
Game Duration: 1:44
Attendance: 8,933

Officials: Gina Cross, Billy Smith, Saif Echo

Vanderbilt - 12

NO.	Name	Min	FG			Rebounds			Fouls		TP	AS	TO	ST	Blocks		+/-
			M-A	3P	FT	OR	DR	TOT	PF	FD					BS	BA	
15	Brinae Alexander	F 09:03	1-4	0-3	0-0	0	0	0	0	0	2	0	0	2	0	0	-3
50	Kaylon Smith	F 09:20	2-4	0-1	0-0	2	0	2	0	1	4	0	0	1	0	0	-3
3	Jordyn Cambridge	G 10:00	0-3	0-2	0-0	0	1	1	0	0	0	1	0	1	0	0	-3
12	Demi Washington	G 03:33	0-2	0-0	0-0	1	0	1	1	0	0	0	0	0	0	2	-1
23	Iyana Moore	G 07:39	2-3	1-2	1-1	0	1	1	0	1	6	1	0	1	0	0	3
35	Sacha Washington	06:17	0-3	0-0	0-0	1	0	1	1	0	0	0	0	1	0	0	-2
13	De'Mauri Flournoy	03:18	0-1	0-1	0-0	0	0	0	0	0	0	0	0	0	0	0	-6
5	Yaubryon Chambers	00:50	0-0	0-0	0-0	0	0	0	0	0	0	0	0	0	0	0	0
Team						0	1	1		0			0				
Totals			5-20	1-9	1-1	4	3	7	2	2	12	2	0	6	0	2	-3

Shooting By Period		
1st FG%	5-20	25.0%
3PT%	1-9	11.1%
FT%	1-1	100%
GM FG%	5-20	25.0%
3PT%	1-9	11.1%
FT%	1-1	100.0%

Dead Ball Rebounds: 0, 0

Technical Fouls::NONE

Tennessee - 15

NO.	Name	Min	FG			Rebounds			Fouls		TP	AS	TO	ST	Blocks		+/-
			M-A	3P	FT	OR	DR	TOT	PF	FD					BS	BA	
2	Alexus Dye	F 05:11	1-1	0-0	0-0	0	1	1	2	0	2	0	0	0	0	0	2
20	Tamari Key	C 08:43	0-0	0-0	0-0	1	2	3	0	1	0	1	2	0	0	0	1
4	Jordan Walker	G 05:52	0-2	0-2	0-0	0	0	0	0	0	0	0	1	0	0	0	-3
21	Tess Darby	G 06:49	0-0	0-0	0-0	0	1	1	0	0	0	3	1	0	0	0	-3
25	Jordan Horston	G 10:00	2-3	1-1	2-2	0	5	5	0	1	7	0	2	0	2	0	3
1	Sara Puckett	06:06	1-1	0-0	0-0	0	1	1	0	0	2	0	0	0	0	0	3
0	Brooklynn Miles	04:08	0-0	0-0	0-0	0	0	0	0	0	0	0	0	0	0	0	6
12	Rae Burrell	03:11	2-3	0-0	0-0	0	0	0	0	0	4	1	0	0	0	0	6
Team						0	0	0		0			0				
Totals			6-10	1-3	2-2	1	10	11	2	2	15	5	6	0	2	0	3

Shooting By Period		
1st FG%	6-10	60.0%
3PT%	1-3	33.3%
FT%	2-2	100%
GM FG%	6-10	60.0%
3PT%	1-3	33.3%
FT%	2-2	100.0%

Dead Ball Rebounds: 0, 1

Technical Fouls::NONE

	VAN	TENN
Biggest lead	3 (1 st 5:17)	3 (1 st 7:39)
Best Scoring Run	5 (1 st 5:17)	6 (1 st 1:17)
Lead Changes	3	
Times Tied	1	
Time with Lead	04:03	04:16

Points from	VAN	TENN
Turnovers	7	0
Paint	2	8
Second Chance	0	0
Fast Breaks	5	2
Bench	0	6

	Period by Period Scoring				
	1st	2nd	3rd	4th	TOT
VAN	12	14	13	13	52
TENN	15	16	17	18	66



Period 2

Quarter Starters:

TENN	0 Miles B	1 Puckett S	12 Burrell R	20 Key T	25 Horston J
VAN	3 Cambridge J	15 Alexander B	23 Moore I	50 Smith K	35 Washington S

Game Time	TENN	Score	Diff	VAN
10:00				5 CHAMBERS Y substitution out
10:00				35 WASHINGTON S substitution in
10:00	2 DYE A substitution out			
10:00	20 KEY T substitution in			
09:32				3 CAMBRIDGE J 3pt FG , jump shot missed
09:28	25 HORSTON J defensive rebound (6)			
09:05	20 KEY T foul offensive (1 - 1)			35 WASHINGTON S foul drawn (1)
09:05	20 KEY T turnover offensive (3)			
08:53	25 HORSTON J substitution out			
08:53	4 WALKER J substitution in			
08:39		15-15	0	15 ALEXANDER B 3pt FG from turnover, jump shot made (5)
08:39				35 WASHINGTON S assist (1)
08:20	jump ball situation			
08:06	12 BURRELL R turnover lost ball (1)			3 CAMBRIDGE J steal (2)
07:58				23 MOORE I 3pt FG from turnover, jump shot missed
07:55	12 BURRELL R defensive rebound (1)			
07:49	20 KEY T foul drawn (2)			50 SMITH K foul shooting (1 - 1)
07:49				35 WASHINGTON S substitution out
07:49				5 CHAMBERS Y substitution in
07:49	20 KEY T free throw 1 - 2 made (1)	16-15	1	
07:49	20 KEY T free throw 2 - 2 made (2)	17-15	2	
07:18				turnover shot clock (1)
07:05	1 PUCKETT S 3pt FG from turnover, jump shot made (5)	20-15	5	
07:05	20 KEY T assist (2)			
06:27				5 CHAMBERS Y 2pt FG outside the paint, jump shot missed
06:24	1 PUCKETT S defensive rebound (2)			
06:19	20 KEY T foul drawn (3)			5 CHAMBERS Y foul personal (1 - 2)
06:19				5 CHAMBERS Y substitution out
06:19				50 SMITH K substitution out
06:19				12 WASHINGTON D substitution in
06:19				35 WASHINGTON S substitution in
06:16	1 PUCKETT S 2pt FG in the paint, turnaround jump shot missed			
06:11	4 WALKER J offensive rebound (1)			
06:11	4 WALKER J 2pt FG second chance in the paint, layup missed			
06:10				3 CAMBRIDGE J defensive rebound (2)
06:10	4 WALKER J foul personal (1 - 2)			3 CAMBRIDGE J foul drawn (1)
06:10	0 MILES B substitution out			
06:10	25 HORSTON J substitution in			
06:00				23 MOORE I 3pt FG , jump shot missed
05:55	12 BURRELL R defensive rebound (2)			
05:52	1 PUCKETT S 3pt FG , jump shot missed			
05:47				35 WASHINGTON S defensive rebound (2)
05:40				23 MOORE I 3pt FG , jump shot missed



Officials: Gina Cross, Billy Smith, Saif Echo

Game Time	TENN	Score	Diff	VAN
05:37	12 BURRELL R defensive rebound (3)			
05:19	25 HORSTON J 3pt FG , jump shot missed			
05:14				12 WASHINGTON D defensive rebound (2)
05:08				3 CAMBRIDGE J 2pt FG outside the paint, jump shot missed
05:05	1 PUCKETT S defensive rebound (3)			
04:57	20 KEY T 2pt FG in the paint, layup made (4)	22-15	7	
04:57	25 HORSTON J assist (1)			
04:29		22-17	5	3 CAMBRIDGE J 2pt FG in the paint, driving layup made (2)
04:29	20 KEY T foul shooting (2 - 3)			3 CAMBRIDGE J foul drawn (2)
04:29	Timeout media			
04:29	20 KEY T substitution out			
04:29	21 DARBY T substitution in			
04:29				12 WASHINGTON D substitution out
04:29				50 SMITH K substitution in
04:29				3 CAMBRIDGE J free throw 1 - 1 missed
04:29	25 HORSTON J defensive rebound (7)			
04:18	12 BURRELL R 3pt FG , jump shot missed			
04:14				35 WASHINGTON S defensive rebound (3)
04:01				15 ALEXANDER B 2pt FG in the paint, jump shot missed
03:57	4 WALKER J defensive rebound (2)			
03:44	4 WALKER J 3pt FG , jump shot missed			
03:40	25 HORSTON J offensive rebound (8)			
03:26	1 PUCKETT S 2pt FG second chance in the paint, layup made (7)	24-17	7	
03:26	25 HORSTON J assist (2)			
03:26	1 PUCKETT S foul drawn (1)			50 SMITH K foul shooting (2 - 3)
03:26	1 PUCKETT S free throw 1 - 1 made (8)	25-17	8	
03:26	12 BURRELL R substitution out			
03:26	11 STRIPLIN K substitution in			
03:26				50 SMITH K substitution out
03:26				5 CHAMBERS Y substitution in
03:05		25-19	6	35 WASHINGTON S 2pt FG in the paint, layup made (2)
03:05				3 CAMBRIDGE J assist (2)
02:54	11 STRIPLIN K foul drawn (1)			5 CHAMBERS Y foul personal (2 - 4)
02:54				5 CHAMBERS Y substitution out
02:54				11 CHEESMAN K substitution in
02:50	21 DARBY T 3pt FG , jump shot missed			
02:47				3 CAMBRIDGE J defensive rebound (3)
02:39				35 WASHINGTON S 2pt FG in the paint, layup missed
02:36	25 HORSTON J defensive rebound (9)			
02:19	25 HORSTON J turnover bad pass (3)			
02:06		25-22	3	15 ALEXANDER B 3pt FG from turnover, jump shot made (8)
01:55	1 PUCKETT S turnover bad pass (1)			
01:55	11 STRIPLIN K substitution out			
01:55	12 BURRELL R substitution in			
01:44				11 CHEESMAN K 3pt FG from turnover, jump shot missed
01:41				15 ALEXANDER B offensive rebound (1)
01:40		25-24	1	15 ALEXANDER B 2pt FG from turnover second chance in the paint, layup made (10)
01:29	21 DARBY T 3pt FG , jump shot missed			



Official Basketball Play by Play - 2nd Period
Vanderbilt at Tennessee
 02/13/22 Thompson-Boling Arena, Knoxville, Tenn.
 2021-22 Women's Basketball

Game Time: 12:02 PM
Game Duration: 1:44
Attendance: 8,933

Officials: Gina Cross, Billy Smith, Saif Echo

Game Time	TENN	Score	Diff	VAN
01:26				defensive rebound (14)
01:14		25-26	-1	15 ALEXANDER B 2pt FG outside the paint, jump shot made (12)
01:02	1 PUCKETT S 2pt FG in the paint, driving layup missed			
00:58				3 CAMBRIDGE J defensive rebound (4)
00:56	4 WALKER J foul drawn (1)			11 CHEESMAN K foul offensive (1 - 5)
00:56				11 CHEESMAN K turnover offensive (1)
00:50	4 WALKER J 2pt FG from turnover in the paint, driving layup made (2)	27-26	1	
00:29				3 CAMBRIDGE J 2pt FG in the paint, driving layup missed
00:25	4 WALKER J defensive rebound (3)			
00:22	12 BURRELL R 2pt FG in the paint, driving layup missed			
00:19	offensive rebound (24)			
00:19				11 CHEESMAN K substitution out
00:19				12 WASHINGTON D substitution in
00:15	12 BURRELL R 2pt FG second chance outside the paint, turnaround jump shot made (6)	29-26	3	
00:15	4 WALKER J assist (1)			
00:05	4 WALKER J foul drawn (2)			35 WASHINGTON S foul offensive (2 - 6)
00:05				35 WASHINGTON S turnover offensive (1)
00:05				35 WASHINGTON S substitution out
00:05				5 CHAMBERS Y substitution in
00:00	25 HORSTON J 2pt FG from turnover in the paint, jump shot made (9)	31-26	5	
END OF PERIOD				
TENN 31-26 VAN				



Officials: Gina Cross, Billy Smith, Saif Echo

Vanderbilt - 14

NO.	Name	F	Min	FG			Rebounds			Fouls		TP	AS	TO	ST	Blocks		+/-
				M-A	3P	FT	OR	DR	TOT	PF	FD					BS	BA	
15	Brinae Alexander	F	10:00	4-5	2-2	0-0	1	0	1	0	0	10	0	0	0	0	0	-2
50	Kaylon Smith	F	04:44	0-0	0-0	0-0	0	0	0	2	0	0	0	0	0	0	0	-5
3	Jordyn Cambridge	G	10:00	1-4	0-1	0-1	0	3	3	0	2	2	1	0	1	0	0	-2
12	Demi Washington	G	02:10	0-0	0-0	0-0	0	1	1	0	0	0	0	0	0	0	0	-4
23	Iyana Moore	G	10:00	0-3	0-3	0-0	0	0	0	0	0	0	0	0	0	0	0	-2
35	Sacha Washington		08:25	1-2	0-0	0-0	0	2	2	1	1	2	1	1	0	0	0	5
5	Yaubryon Chambers		02:07	0-1	0-0	0-0	0	0	0	2	0	0	0	0	0	0	0	-5
11	Kendal Cheesman		02:34	0-1	0-1	0-0	0	0	0	1	0	0	0	1	0	0	0	5
Team							0	1	1		0		1					
Totals				6-16	2-7	0-1	1	7	8	6	3	14	2	3	1	0	0	-2

Shooting By Period		
2nd FG%	6-16	37.5%
3PT%	2-7	28.6%
FT%	0-1	0%
GM FG%	6-16	37.5%
3PT%	2-7	28.6%
FT%	0-1	0.0%

Dead Ball Rebounds: 0, 0

Technical Fouls::NONE

Tennessee - 16

NO.	Name	F	Min	FG			Rebounds			Fouls		TP	AS	TO	ST	Blocks		+/-
				M-A	3P	FT	OR	DR	TOT	PF	FD					BS	BA	
2	Alexus Dye	F	00:00	0-0	0-0	0-0	0	0	0	0	0	0	0	0	0	0	0	0
20	Tamari Key	C	05:31	1-1	0-0	2-2	0	0	0	2	2	4	1	1	0	0	0	2
4	Jordan Walker	G	08:53	1-3	0-1	0-0	1	2	3	1	2	2	1	0	0	0	0	2
21	Tess Darby	G	04:29	0-2	0-2	0-0	0	0	0	0	0	0	0	0	0	0	0	0
25	Jordan Horston	G	07:17	1-2	0-1	0-0	1	3	4	0	0	2	2	1	0	0	0	0
0	Brooklynn Miles		03:50	0-0	0-0	0-0	0	0	0	0	0	0	0	0	0	0	0	2
1	Sara Puckett		10:00	2-5	1-2	1-1	0	2	2	0	1	6	0	1	0	0	0	2
11	Karoline Striplin		01:31	0-0	0-0	0-0	0	0	0	0	1	0	0	0	0	0	0	-5
12	Rae Burrell		08:29	1-3	0-1	0-0	0	3	3	0	0	2	0	1	0	0	0	7
Team							1	0	1		0		0					
Totals				6-16	1-7	3-3	3	10	13	3	6	16	4	4	0	0	0	2

Shooting By Period		
2nd FG%	6-16	37.5%
3PT%	1-7	14.3%
FT%	3-3	100%
GM FG%	6-16	37.5%
3PT%	1-7	14.3%
FT%	3-3	100.0%

Dead Ball Rebounds: 0, 0

Technical Fouls::NONE

	VAN	TENN
Biggest lead	1 (2 nd 1:14)	8 (2 nd 3:26)
Best Scoring Run	9 (2 nd 1:14)	7 (2 nd 4:57)
Lead Changes	2	
Times Tied	1	
Time with Lead	00:23	08:19

Points from	VAN	TENN
Turnovers	8	7
Paint	6	8
Second Chance	2	5
Fast Breaks	0	0
Bench	2	8

	Period by Period Scoring				
	1st	2nd	3rd	4th	TOT
VAN	12	14	13	13	52
TENN	15	16	17	18	66



Officials: Gina Cross, Billy Smith, Saif Echo

Vanderbilt - 26

NO.	Name	Min	FG			Rebounds			Fouls		TP	AS	TO	ST	Blocks		+/-
			M-A	M-A	M-A	OR	DR	TOT	PF	FD					BS	BA	
15	Brinae Alexander	F 19:03	5-9	2-5	0-0	1	0	1	0	0	12	0	0	2	0	0	-5
50	Kaylon Smith	F 14:04	2-4	0-1	0-0	2	0	2	2	1	4	0	0	1	0	0	-8
3	Jordyn Cambridge	G 20:00	1-7	0-3	0-1	0	4	4	0	2	2	2	0	2	0	0	-5
12	Demi Washington	G 05:43	0-2	0-0	0-0	1	1	2	1	0	0	0	0	0	0	2	-5
23	Iyana Moore	G 17:39	2-6	1-5	1-1	0	1	1	0	1	6	1	0	1	0	0	1
35	Sacha Washington	14:42	1-5	0-0	0-0	1	2	3	2	1	2	1	1	1	0	0	3
13	De'Mauri Flournoy	03:18	0-1	0-1	0-0	0	0	0	0	0	0	0	0	0	0	0	-6
5	Yaubryon Chambers	02:57	0-1	0-0	0-0	0	0	0	2	0	0	0	0	0	0	0	-5
11	Kendal Cheesman	02:34	0-1	0-1	0-0	0	0	0	1	0	0	0	1	0	0	0	5
Team						0	2	2			0		1				
Totals			11-36	3-16	1-2	5	10	15	8	5	26	4	3	7	0	2	-5

Shooting By Period		
1 st FG%	5-20	25.0%
3PT%	1-9	11.1%
FT%	1-1	100%
2 nd FG%	6-16	37.5%
3PT%	2-7	28.6%
FT%	0-1	0%
GM FG%	11-36	30.6%
3PT%	3-16	18.8%
FT%	1-2	50.0%

Dead Ball Rebounds: 0, 0

Technical Fouls::NONE

Tennessee - 31

NO.	Name	Min	FG			Rebounds			Fouls		TP	AS	TO	ST	Blocks		+/-
			M-A	M-A	M-A	OR	DR	TOT	PF	FD					BS	BA	
2	Alexus Dye	F 05:11	1-1	0-0	0-0	0	1	1	2	0	2	0	0	0	0	0	2
20	Tamari Key	C 14:14	1-1	0-0	2-2	1	2	3	2	3	4	2	3	0	0	0	3
4	Jordan Walker	G 14:45	1-5	0-3	0-0	1	2	3	1	2	2	1	1	0	0	0	-1
21	Tess Darby	G 11:18	0-2	0-2	0-0	0	1	1	0	0	0	3	1	0	0	0	-3
25	Jordan Horston	G 17:17	3-5	1-2	2-2	1	8	9	0	1	9	2	3	0	2	0	3
1	Sara Puckett	16:06	3-6	1-2	1-1	0	3	3	0	1	8	0	1	0	0	0	5
0	Brooklynn Miles	07:58	0-0	0-0	0-0	0	0	0	0	0	0	0	0	0	0	0	8
12	Rae Burrell	11:40	3-6	0-1	0-0	0	3	3	0	0	6	1	1	0	0	0	13
11	Karoline Striplin	01:31	0-0	0-0	0-0	0	0	0	0	1	0	0	0	0	0	0	-5
Team						1	0	1			0		0				
Totals			12-26	2-10	5-5	4	20	24	5	8	31	9	10	0	2	0	5

Shooting By Period		
1 st FG%	6-10	60.0%
3PT%	1-3	33.3%
FT%	2-2	100%
2 nd FG%	6-16	37.5%
3PT%	1-7	14.3%
FT%	3-3	100%
GM FG%	12-26	46.2%
3PT%	2-10	20.0%
FT%	5-5	100.0%

Dead Ball Rebounds: 0, 1

Technical Fouls::NONE

	VAN	TENN
Biggest lead	3 (1 st 5:17)	8 (2 nd 3:26)
Best Scoring Run	9 (2 nd 1:14)	7 (2 nd 4:57)
Lead Changes	5	
Times Tied	2	
Time with Lead	04:26	13:03

Points from	VAN	TENN
Turnovers	15	7
Paint	8	16
Second Chance	2	5
Fast Breaks	5	2
Bench	2	14

Period by Period Scoring					
	1st	2nd	3rd	4th	TOT
VAN	12	14	13	13	52
TENN	15	16	17	18	66



Period 3

Quarter Starters:

TENN	2 Dye A	4 Walker J	20 Key T	21 Darby T	25 Horston J
VAN	3 Cambridge J	12 Washington D	15 Alexander B	23 Moore I	50 Smith K

Game Time	TENN	Score	Diff	VAN
10:00	1 PUCKETT S substitution out			
10:00	12 BURRELL R substitution out			
10:00	2 DYE A substitution in			
10:00	20 KEY T substitution in			
10:00				5 CHAMBERS Y substitution out
10:00				50 SMITH K substitution in
09:47				15 ALEXANDER B 3pt FG ; jump shot missed
09:43	2 DYE A defensive rebound (2)			
09:23	25 HORSTON J foul drawn (2)			3 CAMBRIDGE J foul shooting (1 - 1)
09:23	25 HORSTON J free throw 1 - 2 missed			
09:23	offensive dead ball rebound (2)			
09:23	25 HORSTON J free throw 2 - 2 made (10)	32-26	6	
09:08				50 SMITH K 2pt FG outside the paint, jump shot missed
09:04	20 KEY T defensive rebound (4)			
08:57	4 WALKER J 2pt FG fast break in the paint, driving layup made (4)	34-26	8	
08:42				15 ALEXANDER B 3pt FG ; jump shot missed
08:38	2 DYE A defensive rebound (3)			
08:29	20 KEY T foul drawn (4)			12 WASHINGTON D foul shooting (2 - 2)
08:29	20 KEY T free throw 1 - 1 missed			
08:25	offensive rebound (28)			
08:22	2 DYE A turnover lane violation (1)			
08:14				3 CAMBRIDGE J 3pt FG from turnover, jump shot missed
08:11	4 WALKER J defensive rebound (4)			
08:04	2 DYE A 2pt FG in the paint, layup missed			
08:01				50 SMITH K defensive rebound (3)
07:48				3 CAMBRIDGE J 2pt FG in the paint, layup missed
07:45	20 KEY T defensive rebound (5)			
07:39	25 HORSTON J 3pt FG fast break, jump shot made (13)	37-26	11	
07:39	20 KEY T assist (3)			
07:28				Timeout 30 Sec
07:28				12 WASHINGTON D substitution out
07:28				35 WASHINGTON S substitution in
07:02	4 WALKER J steal (1)			35 WASHINGTON S turnover lost ball (2)
06:55	4 WALKER J 2pt FG fast break from turnover in the paint, layup made (6)	39-26	13	
06:55	25 HORSTON J assist (3)			
06:39				15 ALEXANDER B turnover bad pass (1)
06:25	20 KEY T 2pt FG from turnover in the paint, layup missed			
06:23	20 KEY T offensive rebound (6)			
06:23	jump ball situation			
06:12	4 WALKER J 3pt FG second chance, jump shot missed			
06:11	20 KEY T offensive rebound (7)			
06:10	20 KEY T foul drawn (5)			23 MOORE I foul shooting (1 - 3)



Officials: Gina Cross, Billy Smith, Saif Echo

Game Time	TENN	Score	Diff	VAN
06:10	21 DARBY T substitution out			
06:10	12 BURRELL R substitution in			
06:10	20 KEY T free throw 1 - 2 made (5)	40-26	14	
06:10	20 KEY T free throw 2 - 2 made (6)	41-26	15	
05:48				23 MOORE I 2pt FG outside the paint, jump shot missed
05:45	defensive rebound (33)			
05:32	jump ball situation			
05:32	4 WALKER J turnover lost ball (2)			23 MOORE I steal (2)
05:12				15 ALEXANDER B 2pt FG from turnover in the paint, driving layup missed
05:08	25 HORSTON J defensive rebound (10)			
05:01	20 KEY T turnover travel (4)			
05:01	4 WALKER J substitution out			
05:01	0 MILES B substitution in			
04:48	Timeout media			
04:45		41-28	13	15 ALEXANDER B 2pt FG from turnover in the paint, jump shot made (14)
04:35	12 BURRELL R 3pt FG , jump shot missed			
04:27				defensive rebound (17)
04:09				35 WASHINGTON S 2pt FG outside the paint, jump shot missed
04:06	12 BURRELL R defensive rebound (4)			
03:57	2 DYE A 2pt FG in the paint, jump shot made (4)	43-28	15	
03:57	25 HORSTON J assist (4)			
03:37	25 HORSTON J foul shooting (1 - 1)			23 MOORE I foul drawn (2)
03:37				50 SMITH K substitution out
03:37				5 CHAMBERS Y substitution in
03:37		43-29	14	23 MOORE I free throw 1 - 2 made (7)
03:37		43-30	13	23 MOORE I free throw 2 - 2 made (8)
03:18	12 BURRELL R 3pt FG , jump shot missed			
03:14				35 WASHINGTON S defensive rebound (4)
03:09				5 CHAMBERS Y 2pt FG in the paint, driving layup blocked
03:09	12 BURRELL R block (1)			
03:09				offensive rebound (19)
03:09	25 HORSTON J substitution out			
03:09	4 WALKER J substitution in			
03:09	2 DYE A substitution out			
03:09	1 PUCKETT S substitution in			
03:08	4 WALKER J foul personal (2 - 2)			23 MOORE I foul drawn (3)
03:04		43-32	11	15 ALEXANDER B 2pt FG second chance outside the paint, jump shot made (16)
03:04				3 CAMBRIDGE J assist (3)
02:47	12 BURRELL R 2pt FG in the paint, layup made (8)	45-32	13	
02:47	0 MILES B assist (1)			
02:35				15 ALEXANDER B 2pt FG outside the paint, jump shot missed
02:32				15 ALEXANDER B offensive rebound (2)
02:30				15 ALEXANDER B 3pt FG second chance, jump shot missed
02:27	0 MILES B defensive rebound (1)			
02:24	0 MILES B foul drawn (1)			3 CAMBRIDGE J foul personal (2 - 4)
02:05	20 KEY T turnover 3 seconds (5)			
02:05				15 ALEXANDER B substitution out



Official Basketball Play by Play - 3rd Period
Vanderbilt at Tennessee
 02/13/22 Thompson-Boling Arena, Knoxville, Tenn.
 2021-22 Women's Basketball

Game Time: 12:02 PM
Game Duration: 1:44
Attendance: 8,933

Officials: Gina Cross, Billy Smith, Saif Echo

Game Time	TENN	Score	Diff	VAN
02:05				13 FLOURNOY D substitution in
01:44		45-34	11	23 MOORE I 2pt FG from turnover outside the paint, jump shot made (10)
01:35	0 MILES B foul drawn (2)			5 CHAMBERS Y foul shooting (3 - 5)
01:35				35 WASHINGTON S substitution out
01:35				50 SMITH K substitution in
01:35	0 MILES B free throw 1 - 2 missed			
01:35	offensive dead ball rebound (3)			
01:35	0 MILES B free throw 2 - 2 made (1)	46-34	12	
01:13		46-36	10	23 MOORE I 2pt FG outside the paint, jump shot made (12)
01:04	12 BURRELL R foul drawn (1)			3 CAMBRIDGE J foul personal (3 - 6)
01:04				3 CAMBRIDGE J substitution out
01:04				5 CHAMBERS Y substitution out
01:04				12 WASHINGTON D substitution in
01:04				15 ALEXANDER B substitution in
01:04	12 BURRELL R free throw 1 - 2 made (9)	47-36	11	
01:04	12 BURRELL R free throw 2 - 2 made (10)	48-36	12	
00:50				13 FLOURNOY D 2pt FG in the paint, layup missed
00:46	1 PUCKETT S defensive rebound (4)			
00:43	4 WALKER J 2pt FG in the paint, layup missed			
00:42				50 SMITH K defensive rebound (4)
00:39				12 WASHINGTON D substitution out
00:39				35 WASHINGTON S substitution in
00:18		48-39	9	15 ALEXANDER B 3pt FG , jump shot made (19)
00:18				23 MOORE I assist (2)
00:05	12 BURRELL R 2pt FG in the paint, layup missed			
00:01				defensive rebound (22)
END OF PERIOD				
TENN 48-39 VAN				



Vanderbilt at Tennessee

02/13/22 Thompson-Boling Arena, Knoxville, Tenn.
2021-22 Women's Basketball

Game Time: 12:02 PM
Game Duration: 1:44
Attendance: 8,933

Officials: Gina Cross, Billy Smith, Saif Echo

Vanderbilt - 13

NO.	Name	Min	FG			Rebounds			Fouls		TP	AS	TO	ST	Blocks		+/-
			M-A	3P	FT	OR	DR	TOT	PF	FD					BS	BA	
15	Brinae Alexander	F 08:59	3-8	1-4	0-0	1	0	1	0	0	7	0	1	0	0	0	-7
50	Kaylon Smith	F 07:58	0-1	0-0	0-0	0	2	2	0	0	0	0	0	0	0	0	-8
3	Jordyn Cambridge	G 08:56	0-2	0-1	0-0	0	0	0	3	0	0	1	0	0	0	0	-5
12	Demi Washington	G 02:57	0-0	0-0	0-0	0	0	0	1	0	0	0	0	0	0	0	-8
23	Iyana Moore	G 10:00	2-3	0-0	2-2	0	0	0	1	2	6	1	0	1	0	0	-4
35	Sacha Washington	06:32	0-1	0-0	0-0	0	1	1	0	0	0	0	1	0	0	0	3
5	Yaubryon Chambers	02:33	0-1	0-0	0-0	0	0	0	1	0	0	0	0	0	0	1	5
13	De'Mauri Flournoy	02:05	0-1	0-0	0-0	0	0	0	0	0	0	0	0	0	0	0	4
Team						1	2	3			0		0				
Totals			5-17	1-5	2-2	2	5	7	6	2	13	2	2	1	0	1	-4

Shooting By Period		
3rd FG%	5-17	29.4%
3PT%	1-5	20.0%
FT%	2-2	100%
GM FG%	5-17	29.4%
3PT%	1-5	20.0%
FT%	2-2	100.0%

Dead Ball Rebounds: 0, 0

Technical Fouls::NONE

Tennessee - 17

NO.	Name	Min	FG			Rebounds			Fouls		TP	AS	TO	ST	Blocks		+/-
			M-A	3P	FT	OR	DR	TOT	PF	FD					BS	BA	
2	Alexus Dye	F 06:51	1-2	0-0	0-0	0	2	2	0	0	2	0	1	0	0	0	8
20	Tamari Key	C 10:00	0-1	0-0	2-3	2	2	4	0	2	2	1	2	0	0	0	4
4	Jordan Walker	G 08:08	2-4	0-1	0-0	0	1	1	1	0	4	0	1	1	0	0	6
21	Tess Darby	G 03:50	0-0	0-0	0-0	0	0	0	0	0	0	0	0	0	0	0	8
25	Jordan Horston	G 06:51	1-1	1-1	1-2	0	1	1	1	1	4	2	0	0	0	0	8
12	Rae Burrell	06:10	1-4	0-2	2-2	0	1	1	0	1	4	0	0	0	1	0	-4
0	Brooklynn Miles	05:01	0-0	0-0	1-2	0	1	1	0	2	1	1	0	0	0	0	-6
1	Sara Puckett	03:09	0-0	0-0	0-0	0	1	1	0	0	0	0	0	0	0	0	-4
Team						1	1	2			0		0				
Totals			5-12	1-4	6-9	3	10	13	2	6	17	4	4	1	1	0	4

Shooting By Period		
3rd FG%	5-12	41.7%
3PT%	1-4	25.0%
FT%	6-9	66.7%
GM FG%	5-12	41.7%
3PT%	1-4	25.0%
FT%	6-9	66.7%

Dead Ball Rebounds: 2, 0

Technical Fouls::NONE

	VAN	TENN
Biggest lead	0 (1 st 10:00)	15 (3 rd 6:10)
Best Scoring Run	4 (3 rd 3:04)	10 (3 rd 6:10)
Lead Changes	0	
Times Tied	0	
Time with Lead	00:00	09:47

	VAN	TENN
Points from		
Turnovers	4	4
Paint	2	8
Second Chance	2	2
Fast Breaks	0	7
Bench	0	5

	Period by Period Scoring				
	1st	2nd	3rd	4th	TOT
VAN	12	14	13	13	52
TENN	15	16	17	18	66



Period 4

Quarter Starters:

TENN	1 Puckett S	2 Dye A	4 Walker J	12 Burrell R	25 Horston J
VAN	3 Cambridge J	13 Flournoy D	15 Alexander B	35 Washington S	50 Smith K

Game Time	TENN	Score	Diff	VAN
10:00	0 MILES B substitution out			
10:00	20 KEY T substitution out			
10:00	2 DYE A substitution in			
10:00	25 HORSTON J substitution in			
10:00				23 MOORE I substitution out
10:00				3 CAMBRIDGE J substitution in
09:41	12 BURRELL R foul drawn (2)			15 ALEXANDER B foul shooting (1 - 1)
09:41	12 BURRELL R free throw 1 - 2 made (11)	49-39	10	
09:41	12 BURRELL R free throw 2 - 2 made (12)	50-39	11	
09:27				15 ALEXANDER B turnover bad pass (2)
09:14	4 WALKER J foul drawn (3)			13 FLOURNOY D foul personal (1 - 2)
09:07	2 DYE A 2pt FG from turnover in the paint, layup made (6)	52-39	13	
09:07	25 HORSTON J assist (5)			
08:49				35 WASHINGTON S turnover 3 seconds (3)
08:49				13 FLOURNOY D substitution out
08:49				23 MOORE I substitution in
08:49				50 SMITH K substitution out
08:49				12 WASHINGTON D substitution in
08:34	2 DYE A 2pt FG from turnover in the paint, layup made (8)	54-39	15	
08:34	25 HORSTON J assist (6)			
08:13				15 ALEXANDER B 3pt FG , jump shot missed
08:09	25 HORSTON J defensive rebound (11)			
07:57	4 WALKER J foul drawn (4)			15 ALEXANDER B foul shooting (2 - 3)
07:57	4 WALKER J free throw 1 - 2 made (7)	55-39	16	
07:57	4 WALKER J free throw 2 - 2 made (8)	56-39	17	
07:37				23 MOORE I turnover bad pass (1)
07:25	25 HORSTON J turnover bad pass (4)			12 WASHINGTON D steal (1)
07:18				15 ALEXANDER B turnover lost ball (3)
07:12	4 WALKER J foul drawn (5)			15 ALEXANDER B foul personal (3 - 4)
07:12				15 ALEXANDER B substitution out
07:12				13 FLOURNOY D substitution in
06:57	25 HORSTON J 2pt FG from turnover outside the paint, jump shot missed			
06:53				13 FLOURNOY D defensive rebound (1)
06:49	2 DYE A foul shooting (3 - 1)			3 CAMBRIDGE J foul drawn (3)
06:49				12 WASHINGTON D substitution out
06:49				35 WASHINGTON S substitution out
06:49				5 CHAMBERS Y substitution in
06:49				50 SMITH K substitution in
06:49		56-40	16	3 CAMBRIDGE J free throw 1 - 2 made (3)
06:49				3 CAMBRIDGE J free throw 2 - 2 missed
06:48	1 PUCKETT S defensive rebound (5)			
06:43	12 BURRELL R 2pt FG in the paint, layup blocked			



Officials: Gina Cross, Billy Smith, Saif Echo

Game Time	TENN	Score	Diff	VAN
06:43				13 FLOURNOY D block (1)
06:41	offensive rebound (40)			
06:41	2 DYE A substitution out			
06:41	4 WALKER J substitution out			
06:41	0 MILES B substitution in			
06:41	20 KEY T substitution in			
06:39	12 BURRELL R 3pt FG second chance, jump shot made (15)	59-40	19	
06:39	25 HORSTON J assist (7)			
06:25				23 MOORE I 2pt FG outside the paint, jump shot missed
06:21	1 PUCKETT S defensive rebound (6)			
06:17	25 HORSTON J 2pt FG in the paint, layup missed			
06:11	1 PUCKETT S offensive rebound (7)			
06:01	25 HORSTON J 3pt FG second chance, jump shot made (16)	62-40	22	
06:01	20 KEY T assist (4)			
05:44				23 MOORE I 2pt FG outside the paint, jump shot missed
05:41	25 HORSTON J defensive rebound (12)			
05:31	1 PUCKETT S 2pt FG in the paint, layup missed			
05:27				5 CHAMBERS Y defensive rebound (1)
05:19		62-42	20	13 FLOURNOY D 2pt FG in the paint, driving layup made (2)
05:02	1 PUCKETT S 3pt FG , jump shot missed			
04:56				5 CHAMBERS Y defensive rebound (2)
04:51		62-44	18	3 CAMBRIDGE J 2pt FG fast break in the paint, floating jump shot made (5)
04:35	12 BURRELL R 3pt FG , jump shot missed			
04:30	offensive dead ball rebound (4)			
04:32	20 KEY T foul drawn (6)			5 CHAMBERS Y foul personal (4 - 5)
04:32	Timeout media			
04:32	1 PUCKETT S substitution out			
04:32	12 BURRELL R substitution out			
04:32	2 DYE A substitution in			
04:32	21 DARBY T substitution in			
04:32				3 CAMBRIDGE J substitution out
04:32				5 CHAMBERS Y substitution out
04:32				50 SMITH K substitution out
04:32				12 WASHINGTON D substitution in
04:32				15 ALEXANDER B substitution in
04:32				35 WASHINGTON S substitution in
04:32	20 KEY T free throw 1 - 2 missed			
04:32	offensive dead ball rebound (5)			
04:32	20 KEY T free throw 2 - 2 missed			
04:32				35 WASHINGTON S defensive rebound (5)
04:17				35 WASHINGTON S 2pt FG outside the paint, jump shot missed
04:13	25 HORSTON J defensive rebound (13)			
04:02	20 KEY T turnover 3 seconds (6)			
03:48				23 MOORE I 3pt FG from turnover, jump shot missed
03:43	20 KEY T defensive rebound (8)			
03:30	2 DYE A 2pt FG in the paint, turnaround jump shot missed			
03:25				12 WASHINGTON D defensive rebound (3)
03:18		62-47	15	23 MOORE I 3pt FG , jump shot made (15)



Officials: Gina Cross, Billy Smith, Saif Echo

Game Time	TENN	Score	Diff	VAN
03:02	20 KEY T foul offensive (3 - 2)			35 WASHINGTON S foul drawn (2)
03:02	20 KEY T turnover offensive (7)			
03:02	25 HORSTON J substitution out			
03:02	12 BURRELL R substitution in			
02:51				15 ALEXANDER B 2pt FG from turnover in the paint, layup missed
02:47				35 WASHINGTON S offensive rebound (6)
02:36		62-49	13	23 MOORE I 2pt FG from turnover second chance in the paint, driving layup made (17)
02:22	0 MILES B turnover lost ball (1)			12 WASHINGTON D steal (2)
02:16				23 MOORE I 3pt FG from turnover, jump shot missed
02:12	20 KEY T defensive rebound (9)			
02:08	0 MILES B 2pt FG fast break in the paint, driving layup made (3)	64-49	15	
02:08	20 KEY T assist (5)			
01:43		64-52	12	13 FLOURNOY D 3pt FG , jump shot made (5)
01:43				12 WASHINGTON D assist (1)
01:28	20 KEY T 2pt FG fast break in the paint, layup made (8)	66-52	14	
01:28	21 DARBY T assist (4)			
01:09				13 FLOURNOY D 3pt FG , jump shot missed
01:03	2 DYE A defensive rebound (4)			
00:56	0 MILES B 2pt FG in the paint, driving layup missed			
00:52				13 FLOURNOY D defensive rebound (2)
00:43				15 ALEXANDER B 2pt FG outside the paint, jump shot missed
00:42	defensive dead ball rebound (6)			
00:42	20 KEY T substitution out			
00:42	21 DARBY T substitution out			
00:42	5 WYNN K substitution in			
00:42	11 STRIPLIN K substitution in			
00:37	11 STRIPLIN K 3pt FG , jump shot missed			
00:33	5 WYNN K offensive rebound (1)			
00:30	0 MILES B turnover lost ball (2)			13 FLOURNOY D steal (1)
00:18				13 FLOURNOY D turnover bad pass (1)
00:18	2 DYE A substitution out			
00:18	12 BURRELL R substitution out			
00:18	10 RENNIE J substitution in			
00:18	31 SAUNDERS E substitution in			
END OF GAME				
TENN 66-52 VAN				



Vanderbilt at Tennessee

02/13/22 Thompson-Boling Arena, Knoxville, Tenn.
2021-22 Women's Basketball

Game Time: 12:02 PM
Game Duration: 1:44
Attendance: 8,933

Officials: Gina Cross, Billy Smith, Saif Echo

Vanderbilt - 13

NO.	Name	Min	FG			Rebounds			Fouls		TP	AS	TO	ST	Blocks		+/-
			M-A	3P	FT	OR	DR	TOT	PF	FD					BS	BA	
15	Brinae Alexander	F 07:20	0-3	0-1	0-0	0	0	0	3	0	0	0	2	0	0	0	-4
50	Kaylon Smith	F 03:28	0-0	0-0	0-0	0	0	0	0	0	0	0	0	0	0	0	-5
3	Jordyn Cambridge	G 05:28	1-1	0-0	1-2	0	0	0	0	1	3	0	0	0	0	0	-9
12	Demi Washington	G 06:32	0-0	0-0	0-0	0	1	1	0	0	0	1	0	2	0	0	0
23	Iyana Moore	G 08:49	2-6	1-3	0-0	0	0	0	0	0	5	0	1	0	0	0	-1
13	De'Mauri Flournoy	08:23	2-3	1-2	0-0	0	2	2	1	0	5	0	1	1	1	0	-1
5	Yaubryon Chambers	02:17	0-0	0-0	0-0	0	2	2	1	0	0	0	0	0	0	0	-1
35	Sacha Washington	07:43	0-1	0-0	0-0	1	1	2	0	1	0	0	1	0	0	0	-4
Team						0	0	0			0						
Totals			5-14	2-6	1-2	1	6	7	5	2	13	1	5	3	1	0	-5

Shooting By Period		
4 th FG%	5-14	35.7%
3PT%	2-6	33.3%
FT%	1-2	50%
GM FG%	5-14	35.7%
3PT%	2-6	33.3%
FT%	1-2	50.0%

Dead Ball Rebounds: 0, 0

Technical Fouls::NONE

Tennessee - 18

NO.	Name	Min	FG			Rebounds			Fouls		TP	AS	TO	ST	Blocks		+/-
			M-A	3P	FT	OR	DR	TOT	PF	FD					BS	BA	
2	Alexus Dye	F 07:33	2-3	0-0	0-0	0	1	1	1	0	4	0	0	0	0	0	3
20	Tamari Key	C 05:59	1-1	0-0	0-2	0	2	2	1	1	2	2	2	0	0	0	-2
4	Jordan Walker	G 03:19	0-0	0-0	2-2	0	0	0	0	3	2	0	0	0	0	0	7
21	Tess Darby	G 03:50	0-0	0-0	0-0	0	0	0	0	0	0	1	0	0	0	0	-4
25	Jordan Horston	G 06:58	1-3	1-1	0-0	0	3	3	0	0	3	3	1	0	0	0	6
1	Sara Puckett	05:28	0-2	0-1	0-0	1	2	3	0	0	0	0	0	0	0	0	9
0	Brooklyn Miles	06:41	1-2	0-0	0-0	0	0	0	0	0	2	0	2	0	0	0	-2
12	Rae Burrell	08:12	1-3	1-2	2-2	0	0	0	0	1	5	0	0	0	0	1	8
5	Kaiya Wynn	00:42	0-0	0-0	0-0	1	0	1	0	0	0	0	0	0	0	0	0
11	Karoline Striplin	00:42	0-1	0-1	0-0	0	0	0	0	0	0	0	0	0	0	0	0
10	Jessie Rennie	00:18	0-0	0-0	0-0	0	0	0	0	0	0	0	0	0	0	0	0
31	Emily Saunders	00:18	0-0	0-0	0-0	0	0	0	0	0	0	0	0	0	0	0	0
Team						1	0	1			0						
Totals			6-15	2-5	4-6	3	8	11	2	5	18	6	5	0	0	1	5

Shooting By Period		
4 th FG%	6-15	40.0%
3PT%	2-5	40.0%
FT%	4-6	66.7%
GM FG%	6-15	40.0%
3PT%	2-5	40.0%
FT%	4-6	66.7%

Dead Ball Rebounds: 2, 1

Technical Fouls::NONE

	VAN	TENN
Biggest lead	0 (1 st 10:00)	22 (4 th 6:01)
Best Scoring Run	9(4 th 2:36)	8(4 th 7:57)
Lead Changes	0	
Times Tied	0	
Time with Lead	00:00	09:41

	VAN	TENN
Points from		
Turnovers	2	4
Paint	6	8
Second Chance	2	6
Fast Breaks	2	4
Bench	5	7

	Period by Period Scoring				
	1st	2nd	3rd	4th	TOT
VAN	12	14	13	13	52
TENN	15	16	17	18	66



Officials: Gina Cross, Billy Smith, Saif Echo

Vanderbilt - 26

NO.	Name	Min	FG			Rebounds			Fouls		TP	AS	TO	ST	Blocks		+/-
			M-A	M-A	M-A	OR	DR	TOT	PF	FD					BS	BA	
15	Brinae Alexander	F 16:19	3-11	1-5	0-0	1	0	1	3	0	7	0	3	0	0	0	-11
50	Kaylon Smith	F 11:26	0-1	0-0	0-0	0	2	2	0	0	0	0	0	0	0	0	-13
3	Jordyn Cambridge	G 14:24	1-3	0-1	1-2	0	0	0	3	1	3	1	0	0	0	0	-14
12	Demi Washington	G 09:29	0-0	0-0	0-0	0	1	1	1	0	0	1	0	2	0	0	-8
23	Iyana Moore	G 18:49	4-9	1-3	2-2	0	0	0	1	2	11	1	1	1	0	0	-5
35	Sacha Washington	14:15	0-2	0-0	0-0	1	2	3	0	1	0	0	2	0	0	0	-1
5	Yaubryon Chambers	04:50	0-1	0-0	0-0	0	2	2	2	0	0	0	0	0	0	1	4
13	De'Mauri Flournoy	10:28	2-4	1-2	0-0	0	2	2	1	0	5	0	1	1	1	0	3
Team						1	2	3			0		0				
Totals			10-31	3-11	3-4	3	11	14	11	4	26	3	7	4	1	1	-9

Shooting By Period		
3 rd FG%	5-17	29.4%
3PT%	1-5	20.0%
FT%	2-2	100%
4 th FG%	5-14	35.7%
3PT%	2-6	33.3%
FT%	1-2	50%
GM FG%	10-31	32.3%
3PT%	3-11	27.3%
FT%	3-4	75.0%

Dead Ball Rebounds: 0, 0

Technical Fouls::NONE

Tennessee - 35

NO.	Name	Min	FG			Rebounds			Fouls		TP	AS	TO	ST	Blocks		+/-
			M-A	M-A	M-A	OR	DR	TOT	PF	FD					BS	BA	
2	Alexus Dye	F 14:24	3-5	0-0	0-0	0	3	3	1	0	6	0	1	0	0	0	11
20	Tamari Key	C 15:59	1-2	0-0	2-5	2	4	6	1	3	4	3	4	0	0	0	2
4	Jordan Walker	G 11:27	2-4	0-1	2-2	0	1	1	1	3	6	0	1	1	0	0	13
21	Tess Darby	G 07:40	0-0	0-0	0-0	0	0	0	0	0	0	1	0	0	0	0	4
25	Jordan Horston	G 13:49	2-4	2-2	1-2	0	4	4	1	1	7	5	1	0	0	0	14
12	Rae Burrell	14:22	2-7	1-4	4-4	0	1	1	0	2	9	0	0	0	1	1	4
0	Brooklynn Miles	11:42	1-2	0-0	1-2	0	1	1	0	2	3	1	2	0	0	0	-8
1	Sara Puckett	08:37	0-2	0-1	0-0	1	3	4	0	0	0	0	0	0	0	0	5
5	Kaiya Wynn	00:42	0-0	0-0	0-0	1	0	1	0	0	0	0	0	0	0	0	0
11	Karoline Striplin	00:42	0-1	0-1	0-0	0	0	0	0	0	0	0	0	0	0	0	0
10	Jessie Rennie	00:18	0-0	0-0	0-0	0	0	0	0	0	0	0	0	0	0	0	0
31	Emily Saunders	00:18	0-0	0-0	0-0	0	0	0	0	0	0	0	0	0	0	0	0
Team						2	1	3			0		0				
Totals			11-27	3-9	10-15	6	18	24	4	11	35	10	9	1	1	1	9

Shooting By Period		
3 rd FG%	5-12	41.7%
3PT%	1-4	25.0%
FT%	6-9	66.7%
4 th FG%	6-15	40.0%
3PT%	2-5	40.0%
FT%	4-6	66.7%
GM FG%	11-27	40.7%
3PT%	3-9	33.3%
FT%	10-15	66.7%

Dead Ball Rebounds: 4, 1

Technical Fouls::NONE

	VAN	TENN
Biggest lead	0 (1 st 10:00)	22 (4 th 6:01)
Best Scoring Run	9(4 th 2:36)	10(3 rd 6:10)
Lead Changes	0	
Times Tied	0	
Time with Lead	00:00	19:47

Points from	VAN	TENN
Turnovers	6	8
Paint	8	16
Second Chance	4	8
Fast Breaks	2	11
Bench	5	12

	Period by Period Scoring				
	1st	2nd	3rd	4th	TOT
VAN	12	14	13	13	52
TENN	15	16	17	18	66



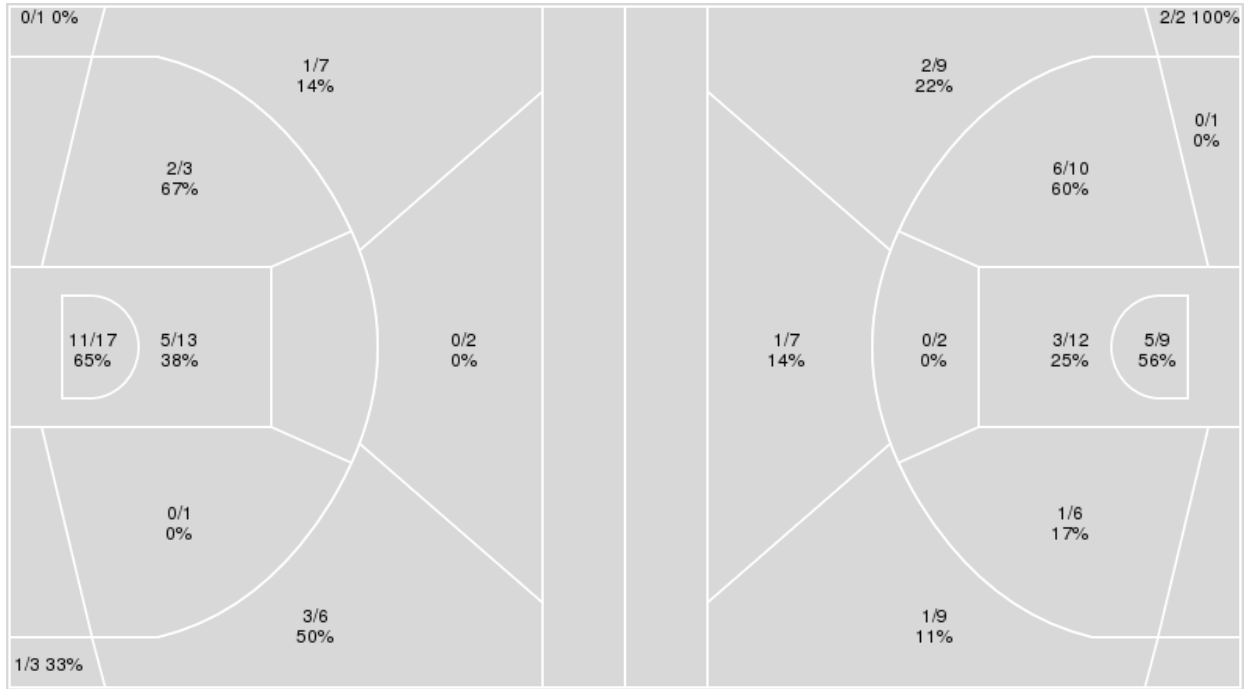
Officials: Gina Cross, Billy Smith, Saif Echo

{ Players => 0, 1, 2, 4, 5, 10, 11, 12, 13, 20, 21, 25, 31, 33; } FG Types
 => All; Results => All;

{ Players => 3, 5, 11, 12, 13, 14, 15, 21, 22, 23, 33, 35, 50; } FG Types
 => All; Results => All;

Tennessee

Vanderbilt



Tennessee	M/A	%
Field Goals	23/53	43
2 Points	18/34	53
3 Points	5/19	26
Free Throws	15/20	75

Vanderbilt	M/A	%
Field Goals	21/67	31
2 Points	15/40	38
3 Points	6/27	22
Free Throws	4/6	67



Vanderbilt at Tennessee

02/13/22 Thompson-Boling Arena, Knoxville, Tenn.
2021-22 Women's Basketball

Game Time: 12:02 PM
Game Duration: 1:44
Attendance: 8,933

Officials: Gina Cross, Billy Smith, Saif Echo

Vanderbilt

No	Name	Mins		Score		Points Diff		Points per Min		Assists		Rebounds		Steals		Turnovers	
		On	Off	On	Off	On	Off	On	Off	On	Off	On	Off	On	Off	On	Off
3	Jordyn Cambridge	34:24	05:36	41 - 60	11 - 6	-19	5	1.19	1.96	5	2	23	6	9	2	9	1
5	Yaubryon Chambers	07:47	32:13	15 - 16	37 - 50	-1	-13	1.93	1.15	2	5	6	23	1	10	1	9
11	Kendal Cheesman	02:34	37:26	7 - 2	45 - 64	5	-19	2.73	1.20	0	7	4	25	0	11	1	9
12	Demi Washington	15:12	24:48	14 - 27	38 - 39	-13	-1	0.92	1.53	3	4	13	16	6	5	4	6
13	De'Mauri Flournoy	13:46	26:14	20 - 23	32 - 43	-3	-11	1.45	1.22	2	5	11	18	3	8	3	7
15	Brinae Alexander	35:22	04:38	43 - 59	9 - 7	-16	2	1.22	1.94	7	0	26	3	10	1	10	0
23	Ilyana Moore	36:28	03:32	52 - 56	0 - 10	-4	-10	1.43	0.00	7	0	27	2	11	0	8	2
35	Sacha Washington	28:57	11:03	41 - 39	11 - 27	2	-16	1.42	1.00	5	2	22	7	7	4	9	1
50	Kaylon Smith	25:30	14:30	27 - 48	25 - 18	-21	7	1.06	1.72	4	3	13	16	8	3	5	5

Tennessee

No	Name	Mins		Score		Points Diff		Points per Min		Assists		Rebounds		Steals		Turnovers	
		On	Off	On	Off	On	Off	On	Off	On	Off	On	Off	On	Off	On	Off
0	Brooklynn Miles	19:40	20:20	28 - 28	38 - 24	0	14	1.42	1.87	9	10	21	27	0	1	9	10
1	Sara Puckett	24:43	15:17	45 - 35	21 - 17	10	4	1.82	1.37	12	7	27	21	0	1	9	10
2	Alexus Dye	19:35	20:25	31 - 18	35 - 34	13	1	1.58	1.71	10	9	25	23	1	0	12	7
4	Jordan Walker	26:12	13:48	48 - 36	18 - 16	12	2	1.83	1.30	12	7	32	16	1	0	12	7
5	Kaiya Wynn	00:42	39:18	0 - 0	66 - 52	0	14	0.00	1.68	0	19	1	47	0	1	1	18
10	Jessie Rennie	00:18	39:42	0 - 0	66 - 52	0	14	0.00	1.66	0	19	0	48	0	1	0	19
11	Karoline Striplin	02:13	37:47	0 - 5	66 - 47	-5	19	0.00	1.75	0	19	2	46	0	1	3	16
12	Rae Burrell	26:02	13:58	49 - 32	17 - 20	17	-3	1.88	1.22	14	5	30	18	0	1	9	10
20	Tamari Key	30:13	09:47	47 - 42	19 - 10	5	9	1.56	1.94	14	5	37	11	1	0	14	5
21	Tess Darby	18:58	21:02	30 - 29	36 - 23	1	13	1.58	1.71	9	10	25	23	1	0	11	8
25	Jordan Horston	31:06	08:54	52 - 35	14 - 17	17	-3	1.67	1.57	15	4	40	8	1	0	15	4
31	Emily Saunders	00:18	39:42	0 - 0	66 - 52	0	14	0.00	1.66	0	19	0	48	0	1	0	19

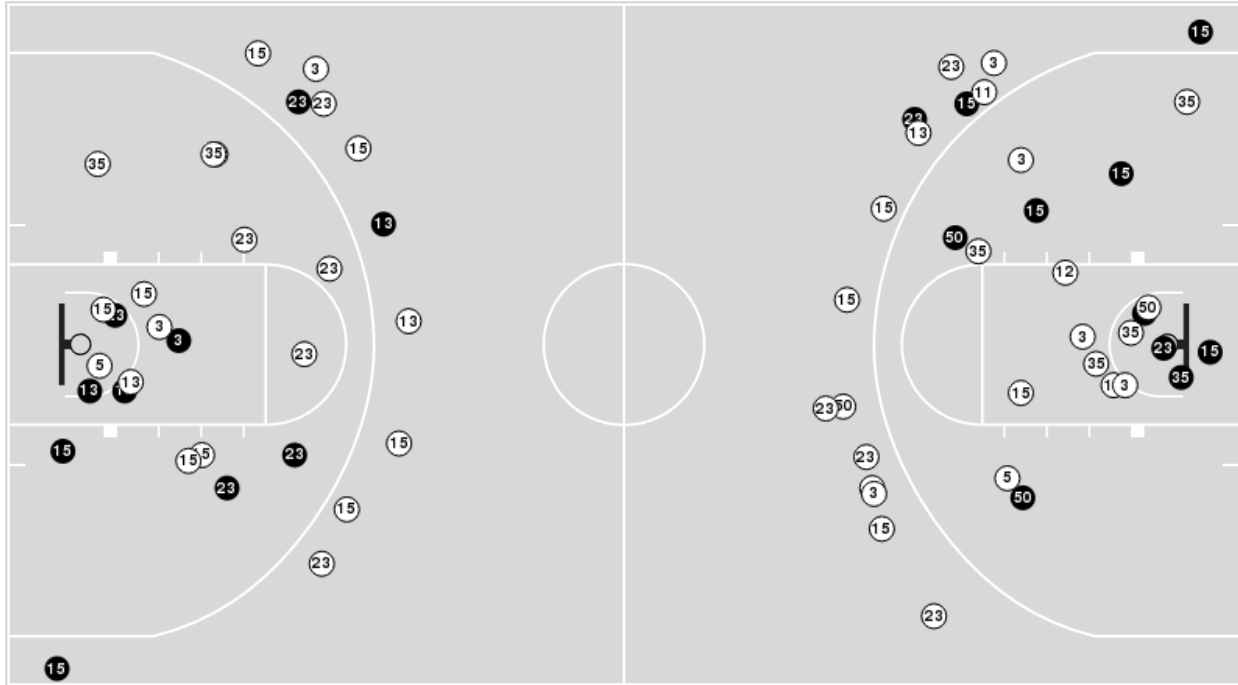


Officials: Gina Cross, Billy Smith, Saif Echo

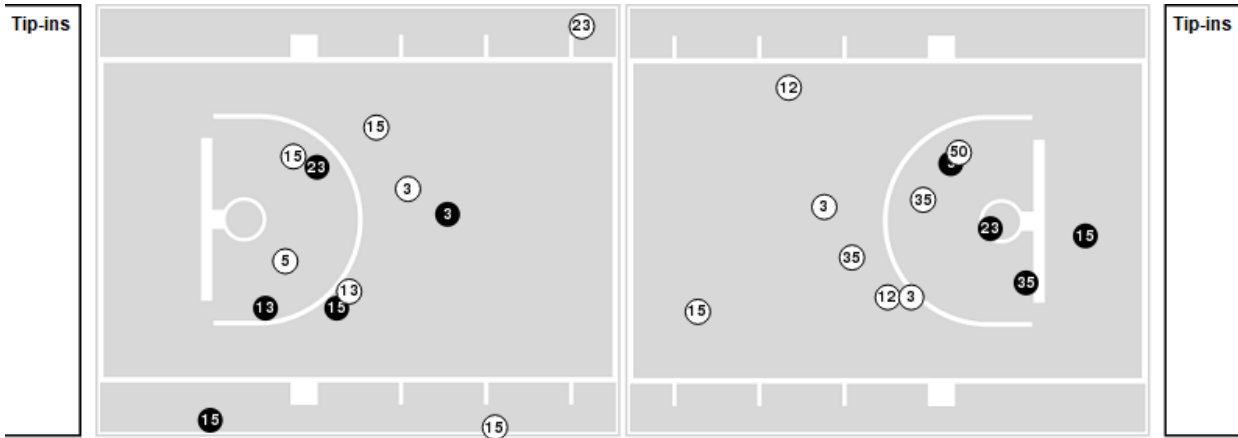
Players => 3, 5, 11, 12, 13, 14, 15, 21, 22, 23, 33, 35, 50 FG Types=>All Results=>All

Vanderbilt

All Field Goals



Blow Up Chart



● Made ○ Missed N - Player Number

Vanderbilt	M/A	%
Field Goals	21/67	31
2 Points	15/40	38
3 Points	6/27	22
Free Throws	4/6	67

Vanderbilt	M/A	%
Points in the Paint	16 (8 / 21)	38
Fast Break Points	7 (4/4)	100
Second Chance Points	6 (3/8)	38
Effective FG%	36	

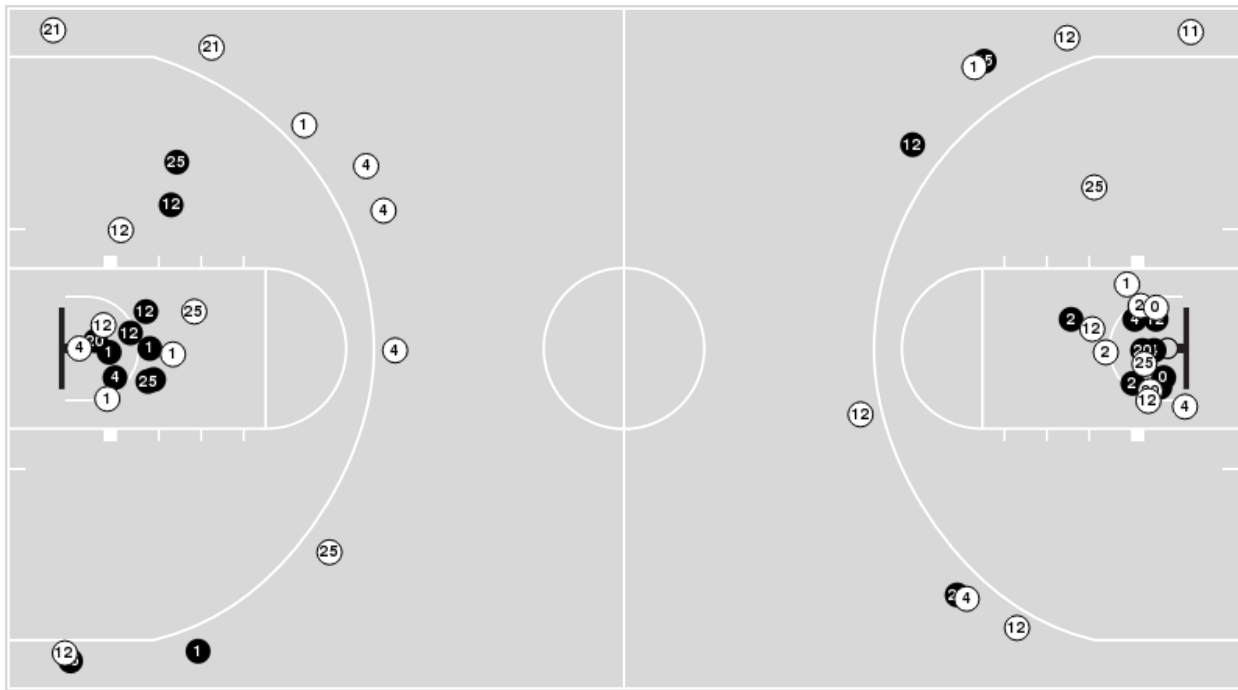


Officials: Gina Cross, Billy Smith, Saif Echo

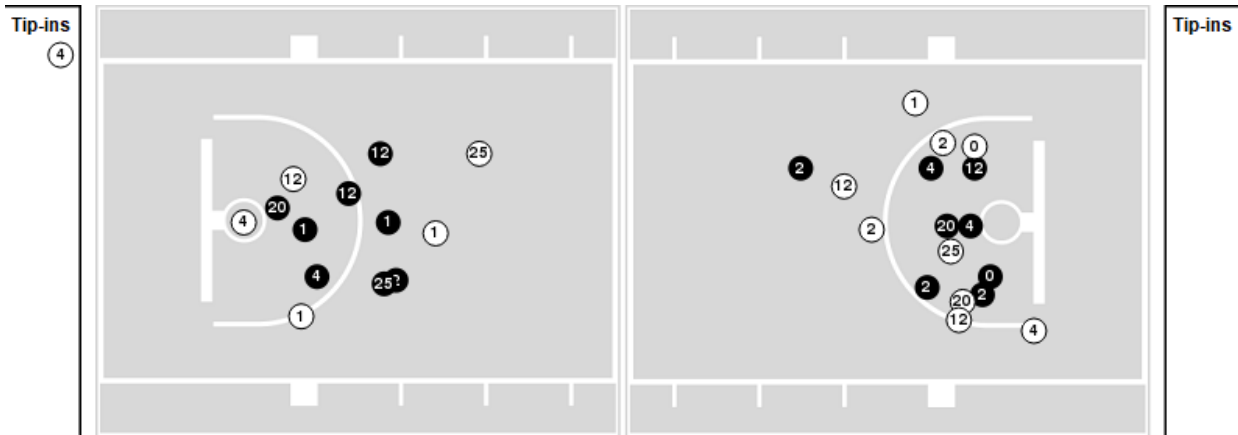
Players => 0, 1, 2, 4, 5, 10, 11, 12, 13, 20, 21, 25, 31, 33FG Types=>AllResults=>All

Tennessee

All Field Goals



Blow Up Chart



● Made ○ Missed N - Player Number

Tennessee	M/A	%
Field Goals	23/53	43
2 Points	18/34	53
3 Points	5/19	26
Free Throws	15/20	75

Tennessee	M/A	%
Points in the Paint	32 (16 / 30)	53
Fast Break Points	13 (6/6)	100
Second Chance Points	13 (7/11)	64
Effective FG%	48	



Vanderbilt

Lineup	Quarter On	Time On	Quarter Off	Time Off	Time on Court	Score	Score Diff	Reb	Stl	Tov	Ass	PPP
3- Cambridge J/ 12- Washington D/ 15- Alexander B/ 23- Moore I/ 50- Smith K/	1	10:00	1	07:07	02:53	4-5	-1	2	3	0	2	0.8000
3- Cambridge J/ 15- Alexander B/ 23- Moore I/ 35- Washington S/ 50- Smith K/	1	07:07	1	04:08	02:59	8-4	4	2	1	0	0	1.8018
3- Cambridge J/ 13- Flournoy D/ 23- Moore I/ 35- Washington S/ 50- Smith K/	1	04:08	1	03:11	00:57	0-0	0	0	1	0	0	0.0000
3- Cambridge J/ 13- Flournoy D/ 15- Alexander B/ 35- Washington S/ 50- Smith K/	1	03:11	1	01:57	01:14	0-4	-4	1	0	0	0	0.0000
3- Cambridge J/ 12- Washington D/ 13- Flournoy D/ 15- Alexander B/ 35- Washington S/	1	01:57	1	01:17	00:40	0-0	0	1	0	0	0	0.0000
3- Cambridge J/ 13- Flournoy D/ 15- Alexander B/ 35- Washington S/ 50- Smith K/	1	01:17	1	00:49	00:27	0-2	-2	0	0	0	0	0.0000
3- Cambridge J/ 5- Chambers Y/ 15- Alexander B/ 23- Moore I/ 50- Smith K/	1	00:49	2	10:00	00:50	0-0	0	1	1	0	0	0.0000
3- Cambridge J/ 15- Alexander B/ 23- Moore I/ 35- Washington S/ 50- Smith K/	2	10:00	2	07:49	02:11	3-0	3	0	1	0	1	1.0000
3- Cambridge J/ 5- Chambers Y/ 15- Alexander B/ 23- Moore I/ 50- Smith K/	2	07:49	2	06:19	01:30	0-5	-5	0	0	1	0	0.0000
3- Cambridge J/ 12- Washington D/ 15- Alexander B/ 23- Moore I/ 35- Washington S/	2	06:19	2	04:29	01:50	2-2	0	3	0	0	0	0.5000
3- Cambridge J/ 15- Alexander B/ 23- Moore I/ 35- Washington S/ 50- Smith K/	2	04:29	2	03:26	01:03	0-3	-3	1	0	0	0	0.0000
3- Cambridge J/ 5- Chambers Y/ 15- Alexander B/ 23- Moore I/ 35- Washington S/	2	03:26	2	02:54	00:32	2-0	2	0	0	0	1	2.0000
3- Cambridge J/ 11- Cheesman K/ 15- Alexander B/ 23- Moore I/ 35- Washington S/	2	02:54	2	00:19	02:34	7-2	5	4	0	1	0	1.1667
3- Cambridge J/ 12- Washington D/ 15- Alexander B/ 23- Moore I/ 35- Washington S/	2	00:19	2	00:05	00:15	0-2	-2	0	0	1	0	0.0000
3- Cambridge J/ 5- Chambers Y/ 12- Washington D/ 15- Alexander B/ 23- Moore I/	2	00:05	3	10:00	00:05	0-2	-2	0	0	0	0	0.0000
3- Cambridge J/ 12- Washington D/ 15- Alexander B/ 23- Moore I/ 50- Smith K/	3	10:00	3	07:28	02:32	0-6	-6	1	0	0	0	0.0000
3- Cambridge J/ 15- Alexander B/ 23- Moore I/ 35- Washington S/ 50- Smith K/	3	07:28	3	03:37	03:51	2-6	-4	1	1	2	0	0.3333
3- Cambridge J/ 5- Chambers Y/ 15- Alexander B/ 23- Moore I/ 35- Washington S/	3	03:37	3	02:05	01:32	4-2	2	3	0	0	1	1.3889
3- Cambridge J/ 5- Chambers Y/ 13- Flournoy D/ 23- Moore I/ 35- Washington S/	3	02:05	3	01:35	00:30	2-0	2	0	0	0	0	2.0000
3- Cambridge J/ 5- Chambers Y/ 13- Flournoy D/ 23- Moore I/ 50- Smith K/	3	01:35	3	01:04	00:31	2-1	1	0	0	0	0	2.0000
12- Washington D/ 13- Flournoy D/ 15- Alexander B/ 23- Moore I/ 50- Smith K/	3	01:04	3	00:39	00:25	0-2	-2	1	0	0	0	0.0000
13- Flournoy D/ 15- Alexander B/ 23- Moore I/ 35- Washington S/ 50- Smith K/	3	00:39	4	10:00	00:39	3-0	3	1	0	0	1	3.0000
3- Cambridge J/ 13- Flournoy D/ 15- Alexander B/ 35- Washington S/ 50- Smith K/	4	10:00	4	08:49	01:11	0-4	-4	0	0	2	0	0.0000
3- Cambridge J/ 15- Alexander B/ 23- Moore I/ 35- Washington S/ 50- Smith K/	4	08:49	4	08:49	00:00	0-0	0	0	0	0	0	0.0000
3- Cambridge J/ 12- Washington D/ 15- Alexander B/ 23- Moore I/ 35- Washington S/	4	08:49	4	07:12	01:37	0-4	-4	0	1	2	0	0.0000
3- Cambridge J/ 12- Washington D/ 13- Flournoy D/ 23- Moore I/ 35- Washington S/	4	07:12	4	06:49	00:23	0-0	0	1	0	0	0	0.0000
3- Cambridge J/ 5- Chambers Y/ 13- Flournoy D/ 23- Moore I/ 50- Smith K/	4	06:49	4	04:32	02:17	5-6	-1	2	0	0	0	1.0246
12- Washington D/ 13- Flournoy D/ 15- Alexander B/ 23- Moore I/ 35- Washington S/	4	04:32	4	00:00	04:32	8-4	4	4	2	1	1	0.8889



Vanderbilt at Tennessee

02/13/22 Thompson-Boling Arena, Knoxville, Tenn.
2021-22 Women's Basketball

Game Time: 12:02 PM

Game Duration: 1:44

Attendance: 8,933

Officials: Gina Cross, Billy Smith, Saif Echo

Tennessee

Lineup	Quarter On	Time On	Quarter Off	Time Off	Time on Court	Score	Score Diff	Reb	Stl	Tov	Ass	PPP
2- Dye A/ 4- Walker J/ 20- Key T/ 21- Darby T/ 25- Horston J/	1	10:00	1	06:06	03:54	5-5	0	5	0	3	2	0.8333
1- Puckett S/ 4- Walker J/ 20- Key T/ 21- Darby T/ 25- Horston J/	1	06:06	1	04:08	01:58	4-7	-3	0	0	1	1	1.0309
0- Miles B/ 1- Puckett S/ 20- Key T/ 21- Darby T/ 25- Horston J/	1	04:08	1	03:11	00:57	0-0	0	2	0	1	0	0.0000
0- Miles B/ 1- Puckett S/ 12- Burrell R/ 20- Key T/ 25- Horston J/	1	03:11	1	01:17	01:54	4-0	4	3	0	0	1	1.3333
0- Miles B/ 1- Puckett S/ 2- Dye A/ 12- Burrell R/ 25- Horston J/	1	01:17	2	10:00	01:17	2-0	2	1	0	1	1	1.0000
0- Miles B/ 1- Puckett S/ 12- Burrell R/ 20- Key T/ 25- Horston J/	2	10:00	2	08:53	01:07	0-0	0	1	0	1	0	0.0000
0- Miles B/ 1- Puckett S/ 4- Walker J/ 12- Burrell R/ 20- Key T/	2	08:53	2	06:10	02:43	5-3	2	3	0	1	1	1.2887
1- Puckett S/ 4- Walker J/ 12- Burrell R/ 20- Key T/ 25- Horston J/	2	06:10	2	04:29	01:41	2-2	0	3	0	0	1	0.6667
1- Puckett S/ 4- Walker J/ 12- Burrell R/ 21- Darby T/ 25- Horston J/	2	04:29	2	03:26	01:03	3-0	3	3	0	0	1	1.2295
1- Puckett S/ 4- Walker J/ 11- Striplin K/ 21- Darby T/ 25- Horston J/	2	03:26	2	01:55	01:31	0-5	-5	1	0	2	0	0.0000
1- Puckett S/ 4- Walker J/ 12- Burrell R/ 21- Darby T/ 25- Horston J/	2	01:55	3	10:00	01:55	6-4	2	2	0	0	1	1.2000
2- Dye A/ 4- Walker J/ 20- Key T/ 21- Darby T/ 25- Horston J/	3	10:00	3	06:10	03:50	8-0	8	8	1	1	2	1.5038
2- Dye A/ 4- Walker J/ 12- Burrell R/ 20- Key T/ 25- Horston J/	3	06:10	3	05:01	01:09	2-0	2	2	0	2	0	0.6944
0- Miles B/ 2- Dye A/ 12- Burrell R/ 20- Key T/ 25- Horston J/	3	05:01	3	03:09	01:52	2-4	-2	1	0	0	1	0.6667
0- Miles B/ 2- Dye A/ 4- Walker J/ 12- Burrell R/ 20- Key T/	3	03:09	3	03:09	00:00	0-0	0	0	0	0	0	0.0000
0- Miles B/ 1- Puckett S/ 4- Walker J/ 12- Burrell R/ 20- Key T/	3	03:09	4	10:00	03:09	5-9	-4	2	0	1	1	0.8681
1- Puckett S/ 2- Dye A/ 4- Walker J/ 12- Burrell R/ 25- Horston J/	4	10:00	4	06:41	03:19	8-1	7	3	0	1	2	1.3889
0- Miles B/ 1- Puckett S/ 12- Burrell R/ 20- Key T/ 25- Horston J/	4	06:41	4	04:32	02:09	6-4	2	3	0	0	2	1.2000
0- Miles B/ 2- Dye A/ 20- Key T/ 21- Darby T/ 25- Horston J/	4	04:32	4	03:02	01:30	0-3	-3	2	0	2	0	0.0000
0- Miles B/ 2- Dye A/ 12- Burrell R/ 20- Key T/ 21- Darby T/	4	03:02	4	00:42	02:20	4-5	-1	2	0	1	2	1.0000
0- Miles B/ 2- Dye A/ 5- Wynn K/ 11- Striplin K/ 12- Burrell R/	4	00:42	4	00:18	00:24	0-0	0	1	0	1	0	0.0000
0- Miles B/ 5- Wynn K/ 10- Rennie J/ 11- Striplin K/ 31- Saunders E/	4	00:18	4	00:00	00:18	0-0	0	0	0	0	0	0.0000



Official Basketball Line Up Analysis - Final
Vanderbilt at Tennessee
 02/13/22 Thompson-Boling Arena, Knoxville, Tenn.
 2021-22 Women's Basketball

Game Time: 12:02 PM
Game Duration: 1:44
Attendance: 8,933

Officials: Gina Cross, Billy Smith, Saif Echo

Vanderbilt

Lineup	Time	Score	Score Diff	Pts/Min	Reb	Stl	Tov	Ass	PPP
3- Cambridge J/ 15- Alexander B/ 23- Moore I/ 35- Washington S/ 50- Smith K/	10:04	13-13	0	1.2914	4	3	2	1	0.8737
3- Cambridge J/ 12- Washington D/ 15- Alexander B/ 23- Moore I/ 50- Smith K/	05:25	4-11	-7	0.7385	3	3	0	2	0.4000
12- Washington D/ 13- Flournoy D/ 15- Alexander B/ 23- Moore I/ 35- Washington S/	04:32	8-4	4	1.7647	4	2	1	1	0.8889
3- Cambridge J/ 12- Washington D/ 15- Alexander B/ 23- Moore I/ 35- Washington S/	03:42	2-8	-6	0.5405	3	1	3	0	0.2500
3- Cambridge J/ 13- Flournoy D/ 15- Alexander B/ 35- Washington S/ 50- Smith K/	02:52	0-10	-10	0.0000	1	0	2	0	0.0000
3- Cambridge J/ 5- Chambers Y/ 13- Flournoy D/ 23- Moore I/ 50- Smith K/	02:48	7-7	0	2.5000	2	0	0	0	1.1905
3- Cambridge J/ 11- Cheesman K/ 15- Alexander B/ 23- Moore I/ 35- Washington S/	02:34	7-2	5	2.7273	4	0	1	0	1.1667
3- Cambridge J/ 5- Chambers Y/ 15- Alexander B/ 23- Moore I/ 50- Smith K/	02:20	0-5	-5	0.0000	1	1	1	0	0.0000
3- Cambridge J/ 5- Chambers Y/ 15- Alexander B/ 23- Moore I/ 35- Washington S/	02:04	6-2	4	2.9032	3	0	0	2	1.5464
3- Cambridge J/ 13- Flournoy D/ 23- Moore I/ 35- Washington S/ 50- Smith K/	00:57	0-0	0	0.0000	0	1	0	0	0.0000
3- Cambridge J/ 12- Washington D/ 13- Flournoy D/ 15- Alexander B/ 35- Washington S/	00:40	0-0	0	0.0000	1	0	0	0	0.0000
13- Flournoy D/ 15- Alexander B/ 23- Moore I/ 35- Washington S/ 50- Smith K/	00:39	3-0	3	4.6154	1	0	0	1	3.0000
3- Cambridge J/ 5- Chambers Y/ 13- Flournoy D/ 23- Moore I/ 35- Washington S/	00:30	2-0	2	4.0000	0	0	0	0	2.0000
12- Washington D/ 13- Flournoy D/ 15- Alexander B/ 23- Moore I/ 50- Smith K/	00:25	0-2	-2	0.0000	1	0	0	0	0.0000
3- Cambridge J/ 12- Washington D/ 13- Flournoy D/ 23- Moore I/ 35- Washington S/	00:23	0-0	0	0.0000	1	0	0	0	0.0000
3- Cambridge J/ 5- Chambers Y/ 12- Washington D/ 15- Alexander B/ 23- Moore I/	00:05	0-2	-2	0.0000	0	0	0	0	0.0000



Officials: Gina Cross, Billy Smith, Saif Echo

Tennessee

Lineup	Time	Score	Score Diff	Pts/Min	Reb	Stl	Tov	Ass	PPP
2- Dye A/ 4- Walker J/ 20- Key T/ 21- Darby T/ 25- Horston J/	07:44	13-5	8	1.6810	13	1	4	4	1.1484
0- Miles B/ 1- Puckett S/ 4- Walker J/ 12- Burrell R/ 20- Key T/	05:52	10-12	-2	1.7045	5	0	2	2	1.0373
0- Miles B/ 1- Puckett S/ 12- Burrell R/ 20- Key T/ 25- Horston J/	05:10	10-4	6	1.9355	7	0	1	3	1.1111
1- Puckett S/ 2- Dye A/ 4- Walker J/ 12- Burrell R/ 25- Horston J/	03:19	8-1	7	2.4121	3	0	1	2	1.3889
1- Puckett S/ 4- Walker J/ 12- Burrell R/ 21- Darby T/ 25- Horston J/	02:58	9-4	5	3.0337	5	0	0	2	1.2097
0- Miles B/ 2- Dye A/ 12- Burrell R/ 20- Key T/ 21- Darby T/	02:20	4-5	-1	1.7143	2	0	1	2	1.0000
1- Puckett S/ 4- Walker J/ 20- Key T/ 21- Darby T/ 25- Horston J/	01:58	4-7	-3	2.0339	0	0	1	1	1.0309
0- Miles B/ 2- Dye A/ 12- Burrell R/ 20- Key T/ 25- Horston J/	01:52	2-4	-2	1.0714	1	0	0	1	0.6667
1- Puckett S/ 4- Walker J/ 12- Burrell R/ 20- Key T/ 25- Horston J/	01:41	2-2	0	1.1881	3	0	0	1	0.6667
1- Puckett S/ 4- Walker J/ 11- Striplin K/ 21- Darby T/ 25- Horston J/	01:31	0-5	-5	0.0000	1	0	2	0	0.0000
0- Miles B/ 2- Dye A/ 20- Key T/ 21- Darby T/ 25- Horston J/	01:30	0-3	-3	0.0000	2	0	2	0	0.0000
0- Miles B/ 1- Puckett S/ 2- Dye A/ 12- Burrell R/ 25- Horston J/	01:17	2-0	2	1.5584	1	0	1	1	1.0000
2- Dye A/ 4- Walker J/ 12- Burrell R/ 20- Key T/ 25- Horston J/	01:09	2-0	2	1.7391	2	0	2	0	0.6944
0- Miles B/ 1- Puckett S/ 20- Key T/ 21- Darby T/ 25- Horston J/	00:57	0-0	0	0.0000	2	0	1	0	0.0000
0- Miles B/ 2- Dye A/ 5- Wynn K/ 11- Striplin K/ 12- Burrell R/	00:24	0-0	0	0.0000	1	0	1	0	0.0000
0- Miles B/ 5- Wynn K/ 10- Rennie J/ 11- Striplin K/ 31- Saunders E/	00:18	0-0	0	0.0000	0	0	0	0	0.0000
0- Miles B/ 2- Dye A/ 4- Walker J/ 12- Burrell R/ 20- Key T/	00:00	0-0	0	NaN	0	0	0	0	0.0000