



Officials: Maggie Tieman, Douglas Knight, Nykeshia Thompson

Tennessee - 65

Record: 16-1 (5-0)

NO.	Name	Min	FG			3P			FT			Rebounds			Fouls		TP	AS	TO	ST	Blocks		+/-
			M-A	M-A	M-A	OR	DR	TOT	PF	FD	BS	BA											
2	Alexus Dye	F 22:35	3-10	0-0	0-0	2	3	5	0	0	6	1	2	0	0	1	2	0	0	0	1	9	
20	Tamari Key	C 26:46	5-6	0-0	0-2	3	4	7	2	4	10	0	0	0	0	1	0	0	0	1	0	11	
4	Jordan Walker	G 19:23	2-5	1-1	3-4	0	4	4	1	3	8	0	5	0	0	0	5	0	0	0	0	10	
21	Tess Darby	G 18:20	1-5	1-4	0-0	1	2	3	0	0	3	1	1	0	0	0	0	0	0	0	0	16	
25	Jordan Horston	G 33:24	5-14	1-3	5-6	0	13	13	4	6	16	5	3	3	4	0	3	3	4	0	13		
0	Brooklynn Miles	21:54	1-1	0-0	0-0	1	4	5	2	0	2	3	2	0	0	0	0	0	0	0	0	7	
1	Sara Puckett	21:31	2-5	0-1	0-0	0	0	0	0	0	4	2	1	0	1	0	1	0	1	0	3		
12	Rae Burrell	15:54	2-4	0-0	7-9	0	1	1	0	5	11	0	1	0	0	0	0	0	0	0	6		
13	Keyen Green	12:30	1-3	0-0	1-2	0	2	2	4	2	3	0	2	0	0	0	0	0	0	0	-3		
5	Kaiya Wynn	03:06	0-0	0-0	0-0	0	1	1	0	0	0	0	1	0	0	0	0	0	0	0	-1		
11	Karoline Striplin	02:37	0-1	0-0	0-0	0	0	0	0	0	0	1	0	0	0	0	0	0	0	0	-2		
10	Jessie Rennie	01:00	0-0	0-0	0-0	0	0	0	0	0	0	0	0	0	0	0	0	0	0	0	1		
31	Emily Saunders	01:00	1-1	0-0	0-0	0	0	0	0	0	2	0	0	0	0	0	0	0	0	0	0		
Team						4	5	9			0			0									
<b>Totals</b>			23-55	3-9	16-23	11	39	50	13	20	65	13	18	3	6	1	14						

Shooting By Period		
1st FG%	6-18	33.3%
3PT%	0-4	0.0%
FT%	6-7	85.7%
2nd FG%	9-12	75.0%
3PT%	3-4	75.0%
FT%	2-2	100%
3rd FG%	4-14	28.6%
3PT%	0-0	0.0%
FT%	4-6	66.7%
4th FG%	4-11	36.4%
3PT%	0-1	0.0%
FT%	4-8	50%
GM FG%	23-55	41.8%
3PT%	3-9	33.3%
FT%	16-23	69.6%

Dead Ball Rebounds: 5, 0

Technical Fouls::NONE

Vanderbilt - 51

Record: 10-7 (1-2)

NO.	Name	Min	FG			3P			FT			Rebounds			Fouls		TP	AS	TO	ST	Blocks		+/-
			M-A	M-A	M-A	OR	DR	TOT	PF	FD	BS	BA											
15	Brinae Alexander	F 20:25	7-18	1-5	0-0	1	2	3	5	1	15	0	1	4	0	4	-9						
50	Kaylon Smith	F 26:52	3-8	0-0	1-2	2	2	4	1	1	7	0	2	2	0	0	-27						
3	Jordyn Cambridge	G 38:09	1-6	0-1	1-4	2	7	9	0	3	3	3	0	4	0	1	-15						
12	Demi Washington	G 15:09	1-6	0-0	0-0	1	3	4	3	0	2	1	0	0	0	1	-7						
21	Bella LaChance	G 00:55	0-0	0-0	0-0	0	0	0	0	0	0	0	0	0	0	0	0						
23	Iyana Moore	33:57	5-20	2-11	4-5	3	1	4	2	4	16	2	1	2	0	0	-10						
13	De'Mauri Flournoy	24:43	1-13	0-5	0-0	0	0	0	4	1	2	2	1	2	0	0	-9						
5	Yaubryon Chambers	18:19	2-3	0-0	2-2	2	3	5	3	1	6	0	0	1	0	0	5						
35	Sacha Washington	21:31	0-1	0-0	0-0	2	3	5	2	2	0	2	1	0	1	0	2						
Team						4	2	6			0			2									
<b>Totals</b>			20-75	3-22	8-13	17	23	40	20	13	51	10	8	15	1	6	-14						

Shooting By Period		
1st FG%	5-19	26.3%
3PT%	1-7	14.3%
FT%	0-0	0%
2nd FG%	5-16	31.3%
3PT%	0-5	0.0%
FT%	2-4	50%
3rd FG%	4-19	21.1%
3PT%	0-4	0.0%
FT%	2-4	50%
4th FG%	6-21	28.6%
3PT%	2-6	33.3%
FT%	4-5	80%
GM FG%	20-75	26.7%
3PT%	3-22	13.6%
FT%	8-13	61.5%

Dead Ball Rebounds: 4, 0

Technical Fouls::NONE

	UT	Vandy
Biggest lead	25 (3 <sup>rd</sup> 4:13)	2 (1 <sup>st</sup> 8:45)
Best Scoring Run	9(2 <sup>nd</sup> 2:59)	8(3 <sup>rd</sup> 0:47)
Lead Changes	2	
Times Tied	4	
Time with Lead	36:46	01:22

	UT	Vandy
Points from	8	14
Turnovers	28	10
Paint	10	12
Second Chance	3	11
Fast Breaks	22	24
Bench		

	Period by Period Scoring				
	1st	2nd	3rd	4th	TOT
UT	18	23	12	12	65
Vandy	11	12	10	18	51



**Tennessee at Vanderbilt**

01/13/22 Memorial Gymnasium, Nashville  
2021-22 Women's Basketball

**Game Time:** 8:00 PM  
**Game Duration:** 2:05  
**Attendance:** 2,489

**Officials:** Maggie Tieman, Douglas Knight, Nykesha Thompson

**Period 1**

**Quarter Starters:**

<b>Vandy</b>	3 Cambridge J	12 Washington D	15 Alexander B	21 LaChance B	50 Smith K
<b>UT</b>	2 Dye A	4 Walker J	20 Key T	21 Darby T	25 Horston J

Game Time	Vandy	Score	Diff	UT
10:00	12 WASHINGTON D jumpball lost			20 KEY T jumpball won
09:44		<b>0-2</b>	<b>-2</b>	2 DYE A 2pt FG in the paint, layup made (2)
09:44				25 HORSTON J assist (1)
09:14	15 ALEXANDER B 2pt FG outside the paint, jump shot made (2)	<b>2-2</b>	<b>0</b>	
09:05	jump ball situation			
09:05	3 CAMBRIDGE J steal (1)			4 WALKER J turnover lost ball (1)
09:05	21 LACHANCE B substitution out			
09:05	23 MOORE I substitution in			
08:45	50 SMITH K 2pt FG from turnover outside the paint, jump shot made (2)	<b>4-2</b>	<b>2</b>	
08:45	23 MOORE I assist (1)			
08:16				25 HORSTON J 2pt FG outside the paint, jump shot missed
08:14				offensive rebound (1)
08:12	15 ALEXANDER B steal (1)			2 DYE A turnover lost ball (1)
08:05	12 WASHINGTON D 2pt FG from turnover in the paint, layup missed			
08:02				4 WALKER J defensive rebound (1)
08:01	15 ALEXANDER B steal (2)			4 WALKER J turnover lost ball (2)
07:56	3 CAMBRIDGE J 3pt FG from turnover, jump shot missed			
07:56				20 KEY T defensive rebound (1)
07:56	12 WASHINGTON D foul personal (1 - 1)			20 KEY T foul drawn (1)
07:44		<b>4-4</b>	<b>0</b>	20 KEY T 2pt FG in the paint, layup made (2)
07:44				21 DARBY T assist (1)
07:30	50 SMITH K 2pt FG outside the paint, jump shot made (4)	<b>6-4</b>	<b>2</b>	
07:30	3 CAMBRIDGE J assist (1)			
07:16				21 DARBY T 3pt FG , jump shot missed
07:09				2 DYE A offensive rebound (1)
07:09		<b>6-6</b>	<b>0</b>	2 DYE A 2pt FG second chance in the paint, layup made (4)
06:59	15 ALEXANDER B 2pt FG in the paint, driving layup blocked			
06:59				25 HORSTON J block (1)
06:54				25 HORSTON J defensive rebound (1)
06:49		<b>6-8</b>	<b>-2</b>	20 KEY T 2pt FG in the paint, layup made (4)
06:49				25 HORSTON J assist (2)
06:45	Timeout 30 Sec			
06:45	Timeout media			
06:45	15 ALEXANDER B substitution out			
06:45	13 FLOURNOY D substitution in			
06:31	50 SMITH K 2pt FG outside the paint, jump shot missed			
06:29	3 CAMBRIDGE J offensive rebound (1)			
06:26	13 FLOURNOY D 3pt FG second chance, jump shot missed			
06:20				21 DARBY T defensive rebound (1)
06:04				25 HORSTON J 3pt FG , jump shot missed
06:01				20 KEY T offensive rebound (2)
05:47				2 DYE A 2pt FG second chance in the paint, jump shot missed



**Tennessee at Vanderbilt**

01/13/22 Memorial Gymnasium, Nashville  
2021-22 Women's Basketball

**Game Time:** 8:00 PM  
**Game Duration:** 2:05  
**Attendance:** 2,489

**Officials:** Maggie Tieman, Douglas Knight, Nykesha Thompson

Game Time	Vandy	Score	Diff	UT
05:41				21 DARBY T offensive rebound (2)
05:41				21 DARBY T 2pt FG second chance in the paint, layup missed
05:38	3 CAMBRIDGE J defensive rebound (2)			
05:35	50 SMITH K 2pt FG outside the paint, jump shot missed			
05:32				4 WALKER J defensive rebound (2)
05:20	12 WASHINGTON D foul shooting (2 - 2)			25 HORSTON J foul drawn (1)
05:20	12 WASHINGTON D substitution out			
05:20	5 CHAMBERS Y substitution in			
05:20				4 WALKER J substitution out
05:20				21 DARBY T substitution out
05:20				0 MILES B substitution in
05:20				1 PUCKETT S substitution in
05:20				25 HORSTON J free throw 1 - 2 missed
05:20				offensive dead ball rebound (1)
05:20		<b>6-9</b>	<b>-3</b>	25 HORSTON J free throw 2 - 2 made (1)
05:06	5 CHAMBERS Y foul offensive (1 - 3)			25 HORSTON J foul drawn (2)
05:06	50 SMITH K turnover offensive (1)			
05:05	50 SMITH K substitution out			
05:05	35 WASHINGTON S substitution in			
04:53				2 DYE A 2pt FG from turnover in the paint, layup blocked
04:53	35 WASHINGTON S block (1)			
04:46	23 MOORE I defensive rebound (1)			
04:32	13 FLOURNOY D 2pt FG outside the paint, jump shot missed			
04:27	23 MOORE I offensive rebound (2)			
04:26	23 MOORE I 2pt FG second chance outside the paint, jump shot missed			
04:24				25 HORSTON J defensive rebound (2)
04:22				25 HORSTON J 2pt FG in the paint, driving layup missed
04:19				2 DYE A offensive rebound (2)
04:18				2 DYE A 2pt FG second chance in the paint, layup missed
04:13				0 MILES B offensive rebound (1)
04:12				25 HORSTON J 2pt FG second chance outside the paint, jump shot missed
04:09	3 CAMBRIDGE J defensive rebound (3)			
04:07	23 MOORE I 3pt FG fast break, jump shot made (3)	<b>9-9</b>	<b>0</b>	
04:07	3 CAMBRIDGE J assist (2)			
03:40				25 HORSTON J 3pt FG , jump shot missed
03:37				20 KEY T offensive rebound (3)
03:34	5 CHAMBERS Y foul shooting (2 - 4)			25 HORSTON J foul drawn (3)
03:34	5 CHAMBERS Y substitution out			
03:34	13 FLOURNOY D substitution out			
03:34	15 ALEXANDER B substitution in			
03:34	50 SMITH K substitution in			
03:34				20 KEY T substitution out
03:34				12 BURRELL R substitution in
03:34		<b>9-10</b>	<b>-1</b>	25 HORSTON J free throw 1 - 2 made (2)
03:34		<b>9-11</b>	<b>-2</b>	25 HORSTON J free throw 2 - 2 made (3)
03:26	3 CAMBRIDGE J foul drawn (1)			0 MILES B foul personal (1 - 1)
03:15	15 ALEXANDER B 3pt FG , jump shot missed			
03:13				0 MILES B defensive rebound (2)

**Tennessee at Vanderbilt**01/13/22 Memorial Gymnasium, Nashville  
2021-22 Women's Basketball**Game Time:** 8:00 PM**Game Duration:** 2:05**Attendance:** 2,489**Officials:** Maggie Tieman, Douglas Knight, Nykesha Thompson

Game Time	Vandy	Score	Diff	UT
03:02		<b>9-13</b>	<b>-4</b>	25 HORSTON J 2pt FG outside the paint, jump shot made (5)
03:02				0 MILES B assist (1)
02:41	15 ALEXANDER B 2pt FG outside the paint, jump shot made (4)	<b>11-13</b>	<b>-2</b>	
02:41	35 WASHINGTON S assist (1)			
02:21	15 ALEXANDER B steal (3)			0 MILES B turnover lost ball (1)
02:18				2 DYE A substitution out
02:18				13 GREEN K substitution in
02:06	23 MOORE I 3pt FG from turnover, jump shot missed			
02:03	50 SMITH K offensive rebound (1)			
01:57	15 ALEXANDER B 3pt FG from turnover second chance, jump shot missed			
01:56				defensive rebound (15)
01:49				1 PUCKETT S 3pt FG , jump shot missed
01:44	15 ALEXANDER B defensive rebound (1)			
01:44	15 ALEXANDER B foul drawn (1)			13 GREEN K foul personal (1 - 2)
01:20	3 CAMBRIDGE J 2pt FG outside the paint, step back jump shot missed			
01:17				25 HORSTON J defensive rebound (3)
01:06				12 BURRELL R 2pt FG outside the paint, jump shot missed
01:04	50 SMITH K defensive rebound (2)			
00:58	35 WASHINGTON S 2pt FG in the paint, layup missed			
00:55				0 MILES B defensive rebound (3)
00:42	15 ALEXANDER B foul shooting (1 - 5)			12 BURRELL R foul drawn (1)
00:42	15 ALEXANDER B substitution out			
00:42	13 FLOURNOY D substitution in			
00:42				25 HORSTON J substitution out
00:42				4 WALKER J substitution in
00:42		<b>11-14</b>	<b>-3</b>	12 BURRELL R free throw 1 - 3 made (1)
00:42		<b>11-15</b>	<b>-4</b>	12 BURRELL R free throw 2 - 3 made (2)
00:42		<b>11-16</b>	<b>-5</b>	12 BURRELL R free throw 3 - 3 made (3)
00:14	23 MOORE I 3pt FG , jump shot missed			
00:13				defensive rebound (18)
00:13	Timeout 30 Sec			
00:06		<b>11-18</b>	<b>-7</b>	4 WALKER J 2pt FG outside the paint, jump shot made (2)
<b>END OF PERIOD</b>				
<b>Vandy 11-18 UT</b>				



Tennessee at Vanderbilt

01/13/22 Memorial Gymnasium, Nashville  
2021-22 Women's Basketball

Game Time: 8:00 PM  
Game Duration: 2:05  
Attendance: 2,489

Officials: Maggie Tieman, Douglas Knight, Nykesha Thompson

Tennessee - 18

NO.	Name	F	Min	FG			Rebounds			Fouls		TP	AS	TO	ST	Blocks		+/-
				M-A	3P	FT	OR	DR	TOT	PF	FD					BS	BA	
2	Alexus Dye	F	07:42	2-5	0-0	0-0	2	0	2	0	0	4	0	1	0	0	1	2
20	Tamari Key	C	06:26	2-2	0-0	0-0	2	1	3	0	1	4	0	0	0	0	0	0
4	Jordan Walker	G	05:23	1-1	0-0	0-0	0	2	2	0	0	2	0	2	0	0	0	7
21	Tess Darby	G	04:40	0-2	0-1	0-0	1	1	2	0	0	0	1	0	0	0	0	2
25	Jordan Horston	G	09:17	1-6	0-2	3-4	0	3	3	0	3	5	2	0	0	1	0	2
0	Brooklynn Miles		05:20	0-0	0-0	0-0	1	2	3	1	0	0	1	1	0	0	0	5
1	Sara Puckett		05:20	0-1	0-1	0-0	0	0	0	0	0	0	0	0	0	0	0	5
12	Rae Burrell		03:34	0-1	0-0	3-3	0	0	0	0	1	3	0	0	0	0	0	7
13	Keyen Green		02:18	0-0	0-0	0-0	0	0	0	1	0	0	0	0	0	0	0	5
Team							1	2	3			0		0				
<b>Totals</b>				6-18	0-4	6-7	7	11	18	2	5	18	4	4	0	1	1	7

Shooting By Period		
1st FG%	6-18	33.3%
3PT%	0-4	0.0%
FT%	6-7	85.7%
GM FG%	6-18	33.3%
3PT%	0-4	0.0%
FT%	6-7	85.7%

Dead Ball Rebounds: 1, 0

Technical Fouls::NONE

Vanderbilt - 11

NO.	Name	F	Min	FG			Rebounds			Fouls		TP	AS	TO	ST	Blocks		+/-
				M-A	3P	FT	OR	DR	TOT	PF	FD					BS	BA	
15	Brinae Alexander	F	06:06	2-5	0-2	0-0	0	1	1	1	1	4	0	0	3	0	1	-4
50	Kaylon Smith	F	08:29	2-4	0-0	0-0	1	1	2	0	0	4	0	1	0	0	0	-10
3	Jordyn Cambridge	G	10:00	0-2	0-1	0-0	1	2	3	0	1	0	2	0	1	0	0	-7
12	Demi Washington	G	04:40	0-1	0-0	0-0	0	0	0	2	0	0	0	0	0	0	0	-2
21	Bella LaChance	G	00:55	0-0	0-0	0-0	0	0	0	0	0	0	0	0	0	0	0	0
23	Iyana Moore		09:05	1-4	1-3	0-0	1	1	2	0	0	3	1	0	0	0	0	-7
13	De'Mauri Flournoy		03:54	0-2	0-1	0-0	0	0	0	0	0	0	0	0	0	0	0	-3
5	Yaubryon Chambers		01:46	0-0	0-0	0-0	0	0	0	2	0	0	0	0	0	0	0	2
35	Sacha Washington		05:05	0-1	0-0	0-0	0	0	0	0	0	0	1	0	0	1	0	-4
Team							0	0	0			0		0				
<b>Totals</b>				5-19	1-7	0-0	3	5	8	5	2	11	4	1	4	1	1	-7

Shooting By Period		
1st FG%	5-19	26.3%
3PT%	1-7	14.3%
FT%	0-0	0%
GM FG%	5-19	26.3%
3PT%	1-7	14.3%
FT%	0-0	0.0%

Dead Ball Rebounds: 0, 0

Technical Fouls::NONE

	UT	Vandy
Biggest lead	7 (1 <sup>st</sup> 0:06)	2 (1 <sup>st</sup> 8:45)
Best Scoring Run	5 (1 <sup>st</sup> 5:20)	4 (1 <sup>st</sup> 8:45)
Lead Changes	2	
Times Tied	4	
Time with Lead	06:46	01:22

Points from	UT	Vandy
Turnovers	0	2
Paint	8	0
Second Chance	4	0
Fast Breaks	0	3
Bench	3	3

Period by Period Scoring					
	1st	2nd	3rd	4th	TOT
UT	18	23	12	12	65
Vandy	11	12	10	18	51

**Tennessee at Vanderbilt**01/13/22 Memorial Gymnasium, Nashville  
2021-22 Women's Basketball**Game Time:** 8:00 PM**Game Duration:** 2:05**Attendance:** 2,489**Officials:** Maggie Tieman, Douglas Knight, Nykesha Thompson**Period 2****Quarter Starters:**

<b>Vandy</b>	3 Cambridge J	13 Flournoy D	23 Moore I	35 Washington S	50 Smith K
<b>UT</b>	1 Puckett S	2 Dye A	4 Walker J	12 Burrell R	20 Key T

Game Time	Vandy	Score	Diff	UT
10:00				0 MILES B substitution out
10:00				13 GREEN K substitution out
10:00				2 DYE A substitution in
10:00				20 KEY T substitution in
09:50	50 SMITH K steal (1)			1 PUCKETT S turnover bad pass (1)
09:20	50 SMITH K 2pt FG from turnover outside the paint, jump shot made (6)	<b>13-18</b>	<b>-5</b>	
09:20	23 MOORE I assist (2)			
09:11	13 FLOURNOY D foul personal (1 - 1)			4 WALKER J foul drawn (1)
09:00				2 DYE A 2pt FG outside the paint, jump shot missed
08:55				offensive rebound (19)
08:47		<b>13-21</b>	<b>-8</b>	4 WALKER J 3pt FG second chance, jump shot made (5)
08:47				1 PUCKETT S assist (1)
08:25	23 MOORE I 2pt FG outside the paint, jump shot made (5)	<b>15-21</b>	<b>-6</b>	
08:13				4 WALKER J turnover bad pass (3)
08:13				12 BURRELL R substitution out
08:13				20 KEY T substitution out
08:13				21 DARBY T substitution in
08:13				25 HORSTON J substitution in
07:56				1 PUCKETT S substitution out
07:56				20 KEY T substitution in
07:47	23 MOORE I 3pt FG from turnover, jump shot missed			
07:43				4 WALKER J defensive rebound (3)
07:43	35 WASHINGTON S foul shooting (1 - 2)			4 WALKER J foul drawn (2)
07:43	35 WASHINGTON S substitution out			
07:43	5 CHAMBERS Y substitution in			
07:43		<b>15-22</b>	<b>-7</b>	4 WALKER J free throw 1 - 2 made (6)
07:43		<b>15-23</b>	<b>-8</b>	4 WALKER J free throw 2 - 2 made (7)
07:25	3 CAMBRIDGE J 2pt FG outside the paint, jump shot made (2)	<b>17-23</b>	<b>-6</b>	
07:07				2 DYE A 2pt FG outside the paint, jump shot missed
07:05				offensive rebound (21)
06:57		<b>17-26</b>	<b>-9</b>	25 HORSTON J 3pt FG second chance, jump shot made (8)
06:57				2 DYE A assist (1)
06:33	50 SMITH K foul drawn (1)			25 HORSTON J foul shooting (1 - 1)
06:33	50 SMITH K free throw 1 - 2 missed			
06:33	offensive dead ball rebound (1)			
06:33	50 SMITH K free throw 2 - 2 made (7)	<b>18-26</b>	<b>-8</b>	
06:33	13 FLOURNOY D substitution out			
06:33	15 ALEXANDER B substitution in			
06:15		<b>18-28</b>	<b>-10</b>	2 DYE A 2pt FG in the paint, turnaround jump shot made (6)
05:53	23 MOORE I 2pt FG outside the paint, jump shot missed			
05:52				defensive rebound (22)
05:52				25 HORSTON J substitution out



## Tennessee at Vanderbilt

01/13/22 Memorial Gymnasium, Nashville  
2021-22 Women's Basketball

Game Time: 8:00 PM

Game Duration: 2:05

Attendance: 2,489

Officials: Maggie Tieman, Douglas Knight, Nykesha Thompson

Game Time	Vandy	Score	Diff	UT
05:52				0 MILES B substitution in
05:25				21 DARBY T turnover out of bounds (1)
05:06	23 MOORE I 3pt FG from turnover, jump shot missed			
05:04				defensive rebound (23)
04:55	5 CHAMBERS Y steal (1)			0 MILES B turnover lost ball (2)
04:47	3 CAMBRIDGE J 2pt FG from turnover in the paint, driving layup blocked			
04:47				20 KEY T block (1)
04:47	offensive rebound (9)			
04:44	Timeout media			
04:44	5 CHAMBERS Y substitution out			
04:44	15 ALEXANDER B substitution out			
04:44	13 FLOURNOY D substitution in			
04:44	35 WASHINGTON S substitution in			
04:44				2 DYE A substitution out
04:44				4 WALKER J substitution out
04:44				1 PUCKETT S substitution in
04:44				25 HORSTON J substitution in
04:36	13 FLOURNOY D turnover lost ball (1)			25 HORSTON J steal (1)
04:21	23 MOORE I substitution out			
04:21	15 ALEXANDER B substitution in			
04:09		<b>18-30</b>	<b>-12</b>	20 KEY T 2pt FG from turnover in the paint, layup made (6)
03:44	50 SMITH K 2pt FG outside the paint, jump shot missed			
03:44	offensive dead ball rebound (2)			
03:44	turnover shot clock (3)			
03:34		<b>18-33</b>	<b>-15</b>	21 DARBY T 3pt FG fast break from turnover, jump shot made (3)
03:34				0 MILES B assist (2)
03:16	15 ALEXANDER B 2pt FG outside the paint, jump shot missed			
03:13	15 ALEXANDER B offensive rebound (2)			
03:10	13 FLOURNOY D 3pt FG second chance, jump shot missed			
03:09				25 HORSTON J defensive rebound (4)
03:09	15 ALEXANDER B foul personal (2 - 3)			25 HORSTON J foul drawn (4)
03:09	13 FLOURNOY D substitution out			
03:09	35 WASHINGTON S substitution out			
03:09	5 CHAMBERS Y substitution in			
03:09	23 MOORE I substitution in			
03:01	15 ALEXANDER B substitution out			
03:01	13 FLOURNOY D substitution in			
02:59		<b>18-35</b>	<b>-17</b>	25 HORSTON J 2pt FG in the paint, layup made (10)
02:59				0 MILES B assist (3)
02:26	turnover shot clock (4)			
02:17				21 DARBY T 3pt FG from turnover, jump shot missed
02:15	5 CHAMBERS Y defensive rebound (1)			
02:08	13 FLOURNOY D 3pt FG , jump shot missed			
02:05	23 MOORE I offensive rebound (3)			
02:02	50 SMITH K 2pt FG second chance outside the paint, jump shot missed			
02:01	offensive rebound (13)			
02:01				20 KEY T substitution out



**Tennessee at Vanderbilt**

01/13/22 Memorial Gymnasium, Nashville  
2021-22 Women's Basketball

**Game Time:** 8:00 PM  
**Game Duration:** 2:05  
**Attendance:** 2,489

**Officials:** Maggie Tieman, Douglas Knight, Nykesha Thompson

Game Time	Vandy	Score	Diff	UT
02:01				21 DARBY T substitution out
02:01				12 BURRELL R substitution in
02:01				13 GREEN K substitution in
01:58	23 MOORE I 2pt FG second chance outside the paint, jump shot made (7)	<b>20-35</b>	<b>-15</b>	
01:58	13 FLOURNOY D assist (1)			
01:38		<b>20-37</b>	<b>-17</b>	12 BURRELL R 2pt FG in the paint, jump shot made (5)
01:27	23 MOORE I 3pt FG , jump shot missed			
01:23				13 GREEN K defensive rebound (1)
01:16	3 CAMBRIDGE J steal (2)			13 GREEN K turnover bad pass (1)
01:12	3 CAMBRIDGE J foul drawn (2)			13 GREEN K foul shooting (2 - 2)
01:12				13 GREEN K substitution out
01:12				20 KEY T substitution in
01:12	3 CAMBRIDGE J free throw fast break 1 - 2 made (3)	<b>21-37</b>	<b>-16</b>	
01:12	3 CAMBRIDGE J free throw fast break 2 - 2 missed			
01:11				20 KEY T defensive rebound (4)
00:58		<b>21-39</b>	<b>-18</b>	12 BURRELL R 2pt FG outside the paint, jump shot made (7)
00:25	13 FLOURNOY D 2pt FG outside the paint, jump shot missed			
00:22	5 CHAMBERS Y offensive rebound (2)			
00:22	5 CHAMBERS Y 2pt FG second chance in the paint, layup made (2)	<b>23-39</b>	<b>-16</b>	
00:05		<b>23-41</b>	<b>-18</b>	20 KEY T 2pt FG in the paint, layup made (8)
00:05				25 HORSTON J assist (3)
<b>END OF PERIOD</b>				
<b>Vandy 23-41 UT</b>				





Tennessee at Vanderbilt

01/13/22 Memorial Gymnasium, Nashville  
2021-22 Women's Basketball

Game Time: 8:00 PM  
Game Duration: 2:05  
Attendance: 2,489

Officials: Maggie Tieman, Douglas Knight, Nykesha Thompson

Tennessee - 23

NO.	Name	F/C	Min	FG			Rebounds			Fouls		TP	AS	TO	ST	Blocks		+/-
				M-A	M-A	M-A	OR	DR	TOT	PF	FD					BS	BA	
2	Alexus Dye	F	05:16	1-3	0-0	0-0	0	0	0	0	0	2	1	0	0	0	0	3
20	Tamari Key	C	08:54	2-2	0-0	0-0	0	1	1	0	0	4	0	0	0	1	0	11
4	Jordan Walker	G	05:16	1-1	1-1	2-2	0	1	1	0	2	5	0	1	0	0	0	3
21	Tess Darby	G	06:12	1-2	1-2	0-0	0	0	0	0	0	3	0	1	0	0	0	11
25	Jordan Horston	G	07:05	2-2	1-1	0-0	0	1	1	1	1	5	1	0	1	0	0	12
0	Brooklynn Miles		05:52	0-0	0-0	0-0	0	0	0	0	0	0	2	1	0	0	0	8
1	Sara Puckett		06:48	0-0	0-0	0-0	0	0	0	0	0	0	1	1	0	0	0	7
12	Rae Burrell		03:48	2-2	0-0	0-0	0	0	0	0	0	4	0	0	0	0	0	0
13	Keyen Green		00:49	0-0	0-0	0-0	0	1	1	1	0	0	0	1	0	0	0	0
Team							2	2	4			0			0			
<b>Totals</b>				9-12	3-4	2-2	2	6	8	2	3	23	5	5	1	1	0	11

Shooting By Period		
2nd FG%	9-12	75.0%
3PT%	3-4	75.0%
FT%	2-2	100%
GM FG%	9-12	75.0%
3PT%	3-4	75.0%
FT%	2-2	100.0%

Dead Ball Rebounds: 0, 0

Technical Fouls::NONE

Vanderbilt - 12

NO.	Name	F/C	Min	FG			Rebounds			Fouls		TP	AS	TO	ST	Blocks		+/-
				M-A	M-A	M-A	OR	DR	TOT	PF	FD					BS	BA	
15	Brinae Alexander	F	03:09	0-1	0-0	0-0	1	0	1	1	0	0	0	0	0	0	0	-7
50	Kaylon Smith	F	10:00	1-3	0-0	1-2	0	0	0	0	1	3	0	0	1	0	0	-11
3	Jordyn Cambridge	G	10:00	1-2	0-0	1-2	0	0	0	0	1	3	0	0	1	0	1	-11
12	Demi Washington	G	00:00	0-0	0-0	0-0	0	0	0	0	0	0	0	0	0	0	0	0
21	Bella LaChance	G	00:00	0-0	0-0	0-0	0	0	0	0	0	0	0	0	0	0	0	0
5	Yaubryon Chambers		06:08	1-1	0-0	0-0	1	1	2	0	0	2	0	0	1	0	0	-7
13	De'Mauri Flournoy		08:03	0-3	0-2	0-0	0	0	0	1	0	0	1	1	0	0	0	-9
35	Sacha Washington		03:52	0-0	0-0	0-0	0	0	0	1	0	0	0	0	0	0	0	-4
23	Iyana Moore		08:48	2-6	0-3	0-0	1	0	1	0	0	4	1	0	0	0	0	-6
Team							2	0	2			0			2			
<b>Totals</b>				5-16	0-5	2-4	5	1	6	3	2	12	2	3	3	0	1	-11

Shooting By Period		
2nd FG%	5-16	31.3%
3PT%	0-5	0.0%
FT%	2-4	50%
GM FG%	5-16	31.3%
3PT%	0-5	0.0%
FT%	2-4	50.0%

Dead Ball Rebounds: 2, 0

Technical Fouls::NONE

	UT	Vandy
Biggest lead	18 (2 <sup>nd</sup> 0:58)	0 (1 <sup>st</sup> 10:00)
Best Scoring Run	9(2 <sup>nd</sup> 2:59)	2(2 <sup>nd</sup> 9:20)
Lead Changes	0	
Times Tied	0	
Time with Lead	09:20	00:00

Points from	UT	Vandy
Turnovers	5	3
Paint	10	2
Second Chance	6	4
Fast Breaks	3	1
Bench	4	6

	Period by Period Scoring				
	1st	2nd	3rd	4th	TOT
UT	18	23	12	12	65
Vandy	11	12	10	18	51



Tennessee at Vanderbilt

01/13/22 Memorial Gymnasium, Nashville  
2021-22 Women's Basketball

Game Time: 8:00 PM  
Game Duration: 2:05  
Attendance: 2,489

Officials: Maggie Tieman, Douglas Knight, Nykesha Thompson

Tennessee - 41

NO.	Name	F/C	Min	FG			Rebounds			Fouls		TP	AS	TO	ST	Blocks		+/-
				M-A	M-A	M-A	OR	DR	TOT	PF	FD					BS	BA	
2	Alexus Dye	F	12:58	3-8	0-0	0-0	2	0	2	0	0	6	1	1	0	0	1	5
20	Tamari Key	C	15:20	4-4	0-0	0-0	2	2	4	0	1	8	0	0	0	1	0	11
4	Jordan Walker	G	10:39	2-2	1-1	2-2	0	3	3	0	2	7	0	3	0	0	0	10
21	Tess Darby	G	10:52	1-4	1-3	0-0	1	1	2	0	0	3	1	1	0	0	0	13
25	Jordan Horston	G	16:22	3-8	1-3	3-4	0	4	4	1	4	10	3	0	1	1	0	14
0	Brooklynn Miles		11:12	0-0	0-0	0-0	1	2	3	1	0	0	3	2	0	0	0	13
1	Sara Puckett		12:08	0-1	0-1	0-0	0	0	0	0	0	0	1	1	0	0	0	12
12	Rae Burrell		07:22	2-3	0-0	3-3	0	0	0	0	1	7	0	0	0	0	0	7
13	Keyen Green		03:07	0-0	0-0	0-0	0	1	1	2	0	0	0	1	0	0	0	5
Team							3	4	7			0		0				
<b>Totals</b>				15-30	3-8	8-9	9	17	26	4	8	41	9	9	1	2	1	18

Shooting By Period		
1 <sup>st</sup> FG%	6-18	33.3%
3PT%	0-4	0.0%
FT%	6-7	85.7%
2 <sup>nd</sup> FG%	9-12	75.0%
3PT%	3-4	75.0%
FT%	2-2	100%
GM FG%	15-30	50.0%
3PT%	3-8	37.5%
FT%	8-9	88.9%

Dead Ball Rebounds: 1, 0

Technical Fouls::NONE

Vanderbilt - 23

NO.	Name	F/C	Min	FG			Rebounds			Fouls		TP	AS	TO	ST	Blocks		+/-
				M-A	M-A	M-A	OR	DR	TOT	PF	FD					BS	BA	
15	Brinae Alexander	F	09:15	2-6	0-2	0-0	1	1	2	2	1	4	0	0	3	0	1	-11
50	Kaylon Smith	F	18:29	3-7	0-0	1-2	1	1	2	0	1	7	0	1	1	0	0	-21
3	Jordyn Cambridge	G	20:00	1-4	0-1	1-2	1	2	3	0	2	3	2	0	2	0	1	-18
12	Demi Washington	G	04:40	0-1	0-0	0-0	0	0	0	2	0	0	0	0	0	0	0	-2
21	Bella LaChance	G	00:55	0-0	0-0	0-0	0	0	0	0	0	0	0	0	0	0	0	0
23	Iyana Moore		17:53	3-10	1-6	0-0	2	1	3	0	0	7	2	0	0	0	0	-13
13	De'Mauri Flournoy		11:57	0-5	0-3	0-0	0	0	0	1	0	0	1	1	0	0	0	-12
5	Yaubryon Chambers		07:54	1-1	0-0	0-0	1	1	2	2	0	2	0	0	1	0	0	-5
35	Sacha Washington		08:57	0-1	0-0	0-0	0	0	0	1	0	0	1	0	0	1	0	-8
Team							2	0	2			0		2				
<b>Totals</b>				10-35	1-12	2-4	8	6	14	8	4	23	6	4	7	1	2	-18

Shooting By Period		
1 <sup>st</sup> FG%	5-19	26.3%
3PT%	1-7	14.3%
FT%	0-0	0%
2 <sup>nd</sup> FG%	5-16	31.3%
3PT%	0-5	0.0%
FT%	2-4	50%
GM FG%	10-35	28.6%
3PT%	1-12	8.3%
FT%	2-4	50.0%

Dead Ball Rebounds: 2, 0

Technical Fouls::NONE

	UT	Vandy
Biggest lead	18 (2 <sup>nd</sup> 0:58)	2 (1 <sup>st</sup> 8:45)
Best Scoring Run	9(2 <sup>nd</sup> 2:59)	4(1 <sup>st</sup> 8:45)
Lead Changes	2	
Times Tied	4	
Time with Lead	16:46	01:22

Points from	UT	Vandy
Turnovers	5	5
Paint	18	2
Second Chance	10	4
Fast Breaks	3	4
Bench	7	9

	Period by Period Scoring				
	1st	2nd	3rd	4th	TOT
UT	18	23	12	12	65
Vandy	11	12	10	18	51



**Tennessee at Vanderbilt**

01/13/22 Memorial Gymnasium, Nashville  
2021-22 Women's Basketball

**Game Time:** 8:00 PM  
**Game Duration:** 2:05  
**Attendance:** 2,489

**Officials:** Maggie Tieman, Douglas Knight, Nykeshia Thompson

**Period 3**

**Quarter Starters:**

<b>Vandy</b>	3 Cambridge J	12 Washington D	15 Alexander B	23 Moore I	50 Smith K
<b>UT</b>	2 Dye A	4 Walker J	20 Key T	21 Darby T	25 Horston J

Game Time	Vandy	Score	Diff	UT
10:00	5 CHAMBERS Y substitution out			
10:00	13 FLOURNOY D substitution out			
10:00	12 WASHINGTON D substitution in			
10:00	15 ALEXANDER B substitution in			
10:00				0 MILES B substitution out
10:00				1 PUCKETT S substitution out
10:00				12 BURRELL R substitution out
10:00				2 DYE A substitution in
10:00				4 WALKER J substitution in
10:00				21 DARBY T substitution in
09:47	50 SMITH K foul offensive (1 - 1)			25 HORSTON J foul drawn (5)
09:47	50 SMITH K turnover offensive (2)			
09:25		<b>23-43</b>	<b>-20</b>	25 HORSTON J 2pt FG from turnover outside the paint, jump shot made (12)
08:54	3 CAMBRIDGE J 2pt FG outside the paint, jump shot missed			
08:51				20 KEY T defensive rebound (5)
08:41				20 KEY T 2pt FG in the paint, driving layup missed
08:37	15 ALEXANDER B defensive rebound (3)			
08:32	23 MOORE I 2pt FG outside the paint, jump shot missed			
08:29				21 DARBY T defensive rebound (3)
08:21		<b>23-45</b>	<b>-22</b>	20 KEY T 2pt FG in the paint, layup made (10)
08:21				25 HORSTON J assist (4)
07:56	3 CAMBRIDGE J foul drawn (3)			4 WALKER J foul shooting (1 - 1)
07:56	15 ALEXANDER B substitution out			
07:56	13 FLOURNOY D substitution in			
07:56	3 CAMBRIDGE J free throw 1 - 2 missed			
07:56	offensive dead ball rebound (3)			
07:56	3 CAMBRIDGE J free throw 2 - 2 missed			
07:54				2 DYE A defensive rebound (3)
07:48				25 HORSTON J 2pt FG outside the paint, jump shot missed
07:41	12 WASHINGTON D defensive rebound (1)			
07:32	13 FLOURNOY D 2pt FG outside the paint, jump shot missed			
07:30				25 HORSTON J defensive rebound (5)
07:23				4 WALKER J 2pt FG outside the paint, jump shot missed
07:20	3 CAMBRIDGE J defensive rebound (4)			
07:07	23 MOORE I 3pt FG ; jump shot missed			
07:07				defensive rebound (31)
06:53	23 MOORE I foul drawn (1)			25 HORSTON J foul offensive (2 - 2)
06:53				25 HORSTON J turnover offensive (1)
06:32	13 FLOURNOY D 2pt FG from turnover in the paint, driving layup missed			
06:28				20 KEY T defensive rebound (6)
06:28	13 FLOURNOY D foul personal (2 - 2)			20 KEY T foul drawn (2)
06:23	13 FLOURNOY D steal (1)			2 DYE A turnover lost ball (2)



**Tennessee at Vanderbilt**

01/13/22 Memorial Gymnasium, Nashville  
2021-22 Women's Basketball

**Game Time:** 8:00 PM  
**Game Duration:** 2:05  
**Attendance:** 2,489

**Officials:** Maggie Tieman, Douglas Knight, Nykesha Thompson

Game Time	Vandy	Score	Diff	UT
06:16	13 FLOURNOY D 2pt FG from turnover in the paint, jump shot missed			
06:13				2 DYE A defensive rebound (4)
06:12				2 DYE A 2pt FG in the paint, layup missed
06:08	12 WASHINGTON D defensive rebound (2)			
06:05	12 WASHINGTON D 2pt FG outside the paint, jump shot missed			
06:03				25 HORSTON J defensive rebound (6)
05:57	23 MOORE I foul shooting (1 - 3)			4 WALKER J foul drawn (3)
05:57	50 SMITH K substitution out			
05:57	35 WASHINGTON S substitution in			
05:57				2 DYE A substitution out
05:57				20 KEY T substitution out
05:57				1 PUCKETT S substitution in
05:57				13 GREEN K substitution in
05:57		<b>23-46</b>	<b>-23</b>	4 WALKER J free throw 1 - 2 made (8)
05:57				4 WALKER J free throw 2 - 2 missed
05:55	35 WASHINGTON S defensive rebound (1)			
05:30	13 FLOURNOY D 3pt FG , jump shot missed			
05:28				25 HORSTON J defensive rebound (7)
05:19				4 WALKER J 2pt FG in the paint, jump shot missed
05:16	35 WASHINGTON S defensive rebound (2)			
05:10	12 WASHINGTON D 2pt FG outside the paint, jump shot missed			
05:08				25 HORSTON J defensive rebound (8)
04:42				1 PUCKETT S 2pt FG in the paint, layup missed
04:39				offensive rebound (37)
04:39	Timeout media			
04:39	12 WASHINGTON D substitution out			
04:39	5 CHAMBERS Y substitution in			
04:39				4 WALKER J substitution out
04:39				21 DARBY T substitution out
04:39				0 MILES B substitution in
04:39				12 BURRELL R substitution in
04:36				25 HORSTON J 2pt FG second chance outside the paint, jump shot missed
04:33	5 CHAMBERS Y defensive rebound (3)			
04:30	13 FLOURNOY D 2pt FG outside the paint, jump shot missed			
04:28				0 MILES B defensive rebound (4)
04:13		<b>23-48</b>	<b>-25</b>	1 PUCKETT S 2pt FG outside the paint, jump shot made (2)
04:13				25 HORSTON J assist (5)
03:53	23 MOORE I 2pt FG outside the paint, jump shot missed			
03:51				12 BURRELL R defensive rebound (1)
03:43				13 GREEN K 2pt FG in the paint, layup missed
03:39	3 CAMBRIDGE J defensive rebound (5)			
03:35	5 CHAMBERS Y foul drawn (1)			0 MILES B foul shooting (2 - 3)
03:35	23 MOORE I substitution out			
03:35	15 ALEXANDER B substitution in			
03:35	5 CHAMBERS Y free throw fast break 1 - 2 made (3)	<b>24-48</b>	<b>-24</b>	
03:35	5 CHAMBERS Y free throw fast break 2 - 2 made (4)	<b>25-48</b>	<b>-23</b>	
03:22		<b>25-50</b>	<b>-25</b>	1 PUCKETT S 2pt FG outside the paint, jump shot made (4)
02:55	15 ALEXANDER B 2pt FG outside the paint, jump shot made (6)	<b>27-50</b>	<b>-23</b>	



**Tennessee at Vanderbilt**

01/13/22 Memorial Gymnasium, Nashville  
2021-22 Women's Basketball

**Game Time:** 8:00 PM  
**Game Duration:** 2:05  
**Attendance:** 2,489

**Officials:** Maggie Tieman, Douglas Knight, Nykesha Thompson

Game Time	Vandy	Score	Diff	UT
02:55	35 WASHINGTON S assist (2)			
02:32				13 GREEN K 2pt FG in the paint, layup missed
02:32	defensive rebound (23)			
02:32	13 FLOURNOY D substitution out			
02:32	23 MOORE I substitution in			
02:32				25 HORSTON J substitution out
02:32				5 WYNN K substitution in
02:07	15 ALEXANDER B 2pt FG outside the paint, jump shot made (8)	<b>29-50</b>	<b>-21</b>	
01:48	15 ALEXANDER B steal (4)			5 WYNN K turnover lost ball (1)
01:41	3 CAMBRIDGE J 2pt FG from turnover in the paint, layup missed			
01:39	35 WASHINGTON S offensive rebound (3)			
01:33	15 ALEXANDER B 2pt FG from turnover second chance in the paint, jump shot missed			
01:32	35 WASHINGTON S offensive rebound (4)			
01:32	35 WASHINGTON S foul drawn (1)			13 GREEN K foul personal (3 - 4)
01:30	15 ALEXANDER B 2pt FG from turnover second chance outside the paint, jump shot made (10)	<b>31-50</b>	<b>-19</b>	
01:30	3 CAMBRIDGE J assist (3)			
01:03				12 BURRELL R 2pt FG in the paint, driving layup missed
00:59	3 CAMBRIDGE J defensive rebound (6)			
00:50	15 ALEXANDER B 3pt FG , jump shot missed			
00:48	5 CHAMBERS Y offensive rebound (4)			
00:47	5 CHAMBERS Y 2pt FG second chance in the paint, layup made (6)	<b>33-50</b>	<b>-17</b>	
00:36	15 ALEXANDER B foul personal (3 - 4)			12 BURRELL R foul drawn (2)
00:33	5 CHAMBERS Y foul shooting (3 - 5)			12 BURRELL R foul drawn (3)
00:33		<b>33-51</b>	<b>-18</b>	12 BURRELL R free throw 1 - 2 made (8)
00:33		<b>33-52</b>	<b>-19</b>	12 BURRELL R free throw 2 - 2 made (9)
00:33				1 PUCKETT S substitution out
00:33				13 GREEN K substitution out
00:33				2 DYE A substitution in
00:33				25 HORSTON J substitution in
00:12	35 WASHINGTON S turnover lost ball (1)			25 HORSTON J steal (2)
00:06	23 MOORE I foul personal (2 - 6)			12 BURRELL R foul drawn (4)
00:06	35 WASHINGTON S substitution out			
00:06	50 SMITH K substitution in			
00:06				12 BURRELL R free throw 1 - 2 missed
00:06				offensive dead ball rebound (2)
00:06		<b>33-53</b>	<b>-20</b>	12 BURRELL R free throw 2 - 2 made (10)
00:02	23 MOORE I 3pt FG , jump shot missed			
00:02	offensive dead ball rebound (4)			
<b>END OF PERIOD</b>				
<b>Vandy 33-53 UT</b>				



Tennessee at Vanderbilt

01/13/22 Memorial Gymnasium, Nashville  
2021-22 Women's Basketball

Game Time: 8:00 PM  
Game Duration: 2:05  
Attendance: 2,489

Officials: Maggie Tieman, Douglas Knight, Nykeshia Thompson

Tennessee - 12

NO.	Name	F/C	Min	FG			Rebounds			Fouls		TP	AS	TO	ST	Blocks		+/-
				M-A	M-A	M-A	OR	DR	TOT	PF	FD					BS	BA	
2	Alexus Dye	F	04:37	0-1	0-0	0-0	0	2	2	0	0	0	0	1	0	0	0	5
20	Tamari Key	C	04:03	1-2	0-0	0-0	0	2	2	0	1	2	0	0	0	0	0	4
4	Jordan Walker	G	05:21	0-2	0-0	1-2	0	0	0	1	1	1	0	0	0	0	0	5
21	Tess Darby	G	05:21	0-0	0-0	0-0	0	1	1	0	0	0	0	0	0	0	0	5
25	Jordan Horston	G	08:02	1-3	0-0	0-0	0	4	4	1	1	2	2	1	1	0	0	6
1	Sara Puckett		05:23	2-3	0-0	0-0	0	0	0	0	0	4	0	0	0	0	0	-3
13	Keyen Green		05:23	0-2	0-0	0-0	0	0	0	1	0	0	0	0	0	0	0	-3
0	Brooklynn Miles		04:39	0-0	0-0	0-0	0	1	1	1	0	0	0	0	0	0	0	-3
12	Rae Burrell		04:39	0-1	0-0	3-4	0	1	1	0	3	3	0	0	0	0	0	-3
5	Kaiya Wynn		02:32	0-0	0-0	0-0	0	0	0	0	0	0	0	1	0	0	0	-3
Team							1	1	2			0		0				
<b>Totals</b>				4-14	0-0	4-6	1	12	13	4	6	12	2	3	1	0	0	2

Shooting By Period		
3 <sup>rd</sup> FG%	4-14	28.6%
3PT%	0-0	0.0%
FT%	4-6	66.7%
GM FG%	4-14	28.6%
3PT%	0-0	0.0%
FT%	4-6	66.7%

Dead Ball Rebounds: 1, 0

Technical Fouls::NONE

Vanderbilt - 10

NO.	Name	F/C	Min	FG			Rebounds			Fouls		TP	AS	TO	ST	Blocks		+/-
				M-A	M-A	M-A	OR	DR	TOT	PF	FD					BS	BA	
15	Brinae Alexander	F	05:39	3-5	0-1	0-0	0	1	1	1	0	6	0	0	1	0	0	1
50	Kaylon Smith	F	04:09	0-0	0-0	0-0	0	0	0	1	0	0	0	1	0	0	0	-5
3	Jordyn Cambridge	G	10:00	0-2	0-0	0-2	0	3	3	0	1	0	1	0	0	0	0	-2
12	Demi Washington	G	05:21	0-2	0-0	0-0	0	2	2	0	0	0	0	0	0	0	0	-5
21	Bella LaChance	G	00:00	0-0	0-0	0-0	0	0	0	0	0	0	0	0	0	0	0	0
13	De'Mauri Flournoy		05:24	0-5	0-1	0-0	0	0	0	1	0	0	0	0	1	0	0	-1
35	Sacha Washington		05:51	0-0	0-0	0-0	2	2	4	0	1	0	1	1	0	0	0	3
5	Yaubryon Chambers		04:39	1-1	0-0	2-2	1	1	2	1	1	4	0	0	0	0	0	3
23	Iyana Moore		08:57	0-4	0-2	0-0	0	0	0	2	1	0	0	0	0	0	0	-4
Team							0	1	1			0		0				
<b>Totals</b>				4-19	0-4	2-4	3	10	13	6	4	10	2	2	2	0	0	-2

Shooting By Period		
3 <sup>rd</sup> FG%	4-19	21.1%
3PT%	0-4	0.0%
FT%	2-4	50%
GM FG%	4-19	21.1%
3PT%	0-4	0.0%
FT%	2-4	50.0%

Dead Ball Rebounds: 2, 0

Technical Fouls::NONE

	UT	Vandy
Biggest lead	25 (3 <sup>rd</sup> 4:13)	0 (1 <sup>st</sup> 10:00)
Best Scoring Run	7(3 <sup>rd</sup> 4:13)	8(3 <sup>rd</sup> 0:47)
Lead Changes	0	
Times Tied	0	
Time with Lead	09:25	00:00

Points from	UT	Vandy
Turnovers	3	2
Paint	2	2
Second Chance	0	4
Fast Breaks	0	2
Bench	7	4

Period by Period Scoring					
	1st	2nd	3rd	4th	TOT
UT	18	23	12	12	65
Vandy	11	12	10	18	51



**Tennessee at Vanderbilt**

01/13/22 Memorial Gymnasium, Nashville  
2021-22 Women's Basketball

**Game Time:** 8:00 PM  
**Game Duration:** 2:05  
**Attendance:** 2,489

**Officials:** Maggie Tieman, Douglas Knight, Nykeshia Thompson

**Period 4**

**Quarter Starters:**

<b>Vandy</b>	3 Cambridge J	12 Washington D	13 Flournoy D	15 Alexander B	50 Smith K
<b>UT</b>	0 Miles B	2 Dye A	12 Burrell R	20 Key T	25 Horston J

Game Time	Vandy	Score	Diff	UT
10:00	5 CHAMBERS Y substitution out			
10:00	23 MOORE I substitution out			
10:00	12 WASHINGTON D substitution in			
10:00	13 FLOURNOY D substitution in			
10:00				5 WYNN K substitution out
10:00				20 KEY T substitution in
09:45	15 ALEXANDER B foul shooting (4 - 1)			25 HORSTON J foul drawn (6)
09:45		<b>33-54</b>	<b>-21</b>	25 HORSTON J free throw 1 - 2 made (13)
09:45		<b>33-55</b>	<b>-22</b>	25 HORSTON J free throw 2 - 2 made (14)
09:30	15 ALEXANDER B 3pt FG , jump shot made (13)	<b>36-55</b>	<b>-19</b>	
09:30	12 WASHINGTON D assist (1)			
09:12	12 WASHINGTON D foul shooting (3 - 2)			20 KEY T foul drawn (3)
09:12				20 KEY T free throw 1 - 2 missed
09:12				offensive dead ball rebound (3)
09:12				20 KEY T free throw 2 - 2 missed
09:11	50 SMITH K defensive rebound (3)			
09:05	50 SMITH K 2pt FG outside the paint, jump shot missed			
09:00				25 HORSTON J defensive rebound (9)
08:52	50 SMITH K steal (2)			12 BURRELL R turnover lost ball (1)
08:46	12 WASHINGTON D 2pt FG fast break from turnover in the paint, driving layup made (2)	<b>38-55</b>	<b>-17</b>	
08:46	13 FLOURNOY D assist (2)			
08:30		<b>38-57</b>	<b>-19</b>	0 MILES B 2pt FG in the paint, driving layup made (2)
08:10	13 FLOURNOY D 3pt FG , jump shot missed			
08:08				25 HORSTON J defensive rebound (10)
08:01				2 DYE A 2pt FG in the paint, jump shot missed
07:58	12 WASHINGTON D defensive rebound (3)			
07:31	12 WASHINGTON D 2pt FG outside the paint, jump shot missed			
07:29				2 DYE A defensive rebound (5)
07:12		<b>38-59</b>	<b>-21</b>	25 HORSTON J 2pt FG in the paint, driving layup made (16)
07:07	Timeout 30 Sec			
07:07	Timeout media			
07:07	13 FLOURNOY D substitution out			
07:07	50 SMITH K substitution out			
07:07	5 CHAMBERS Y substitution in			
07:07	23 MOORE I substitution in			
07:07				0 MILES B substitution out
07:07				12 BURRELL R substitution out
07:07				4 WALKER J substitution in
07:07				21 DARBY T substitution in
06:51	15 ALEXANDER B 2pt FG in the paint, layup blocked			
06:51				25 HORSTON J block (2)
06:46	3 CAMBRIDGE J offensive rebound (7)			



**Tennessee at Vanderbilt**

01/13/22 Memorial Gymnasium, Nashville  
2021-22 Women's Basketball

**Game Time:** 8:00 PM  
**Game Duration:** 2:05  
**Attendance:** 2,489

**Officials:** Maggie Tieman, Douglas Knight, Nykessa Thompson

Game Time	Vandy	Score	Diff	UT
06:43	15 ALEXANDER B 2pt FG second chance in the paint, layup blocked			
06:43				25 HORSTON J block (3)
06:43	offensive rebound (31)			
06:43	12 WASHINGTON D substitution out			
06:43	35 WASHINGTON S substitution in			
06:35	15 ALEXANDER B 2pt FG second chance in the paint, layup made (15)	<b>40-59</b>	<b>-19</b>	
06:13				21 DARBY T 3pt FG , jump shot missed
06:10	3 CAMBRIDGE J defensive rebound (8)			
06:02	15 ALEXANDER B 2pt FG in the paint, jump shot missed			
05:59				25 HORSTON J defensive rebound (11)
05:56	3 CAMBRIDGE J steal (3)			25 HORSTON J turnover bad pass (2)
05:50	5 CHAMBERS Y 2pt FG from turnover in the paint, driving layup missed			
05:50	23 MOORE I offensive rebound (4)			
05:50	5 CHAMBERS Y substitution out			
05:50	50 SMITH K substitution in			
05:40	23 MOORE I 2pt FG from turnover second chance outside the paint, jump shot missed			
05:37	50 SMITH K offensive rebound (4)			
05:34	15 ALEXANDER B 3pt FG from turnover second chance, jump shot missed			
05:28				4 WALKER J defensive rebound (4)
05:12				4 WALKER J 2pt FG in the paint, layup missed
05:09	3 CAMBRIDGE J defensive rebound (9)			
05:00	23 MOORE I foul drawn (2)			20 KEY T foul shooting (1 - 1)
05:00	Timeout media			
05:00				2 DYE A substitution out
05:00				21 DARBY T substitution out
05:00				1 PUCKETT S substitution in
05:00				13 GREEN K substitution in
05:00	23 MOORE I free throw 1 - 2 made (8)	<b>41-59</b>	<b>-18</b>	
05:00	23 MOORE I free throw 2 - 2 made (9)	<b>42-59</b>	<b>-17</b>	
04:46		<b>42-61</b>	<b>-19</b>	13 GREEN K 2pt FG in the paint, layup made (2)
04:46				1 PUCKETT S assist (2)
04:29	15 ALEXANDER B 2pt FG in the paint, jump shot blocked			
04:29				25 HORSTON J block (4)
04:29	offensive rebound (36)			
04:29	15 ALEXANDER B foul offensive (5 - 3)			13 GREEN K foul drawn (1)
04:29	15 ALEXANDER B turnover offensive (1)			
04:29	15 ALEXANDER B substitution out			
04:29	50 SMITH K substitution out			
04:29	5 CHAMBERS Y substitution in			
04:29	13 FLOURNOY D substitution in			
04:25	23 MOORE I steal (1)			4 WALKER J turnover lost ball (4)
04:23	23 MOORE I 2pt FG fast break from turnover in the paint, driving layup made (11)	<b>44-61</b>	<b>-17</b>	
04:23	23 MOORE I foul drawn (3)			25 HORSTON J foul shooting (3 - 2)
04:23	23 MOORE I free throw fast break 1 - 1 made (12)	<b>45-61</b>	<b>-16</b>	
04:13	23 MOORE I steal (2)			25 HORSTON J turnover bad pass (3)





**Tennessee at Vanderbilt**

01/13/22 Memorial Gymnasium, Nashville  
2021-22 Women's Basketball

**Game Time:** 8:00 PM  
**Game Duration:** 2:05  
**Attendance:** 2,489

**Officials:** Maggie Tieman, Douglas Knight, Nykesha Thompson

Game Time	Vandy	Score	Diff	UT
04:08	23 MOORE I turnover lost ball (1)			25 HORSTON J steal (3)
04:04	13 FLOURNOY D steal (2)			4 WALKER J turnover lost ball (5)
03:54	23 MOORE I 3pt FG from turnover, jump shot missed			
03:51				13 GREEN K defensive rebound (2)
03:44	35 WASHINGTON S foul double personal (2 - 4)			20 KEY T foul drawn (4)
03:44				4 WALKER J substitution out
03:44				0 MILES B substitution in
03:39				25 HORSTON J 2pt FG outside the paint, jump shot missed
03:35				20 KEY T offensive rebound (7)
03:26				1 PUCKETT S 2pt FG second chance outside the paint, jump shot missed
03:22	5 CHAMBERS Y defensive rebound (5)			
03:13	13 FLOURNOY D foul drawn (1)			13 GREEN K foul personal (4 - 3)
03:07	13 FLOURNOY D 2pt FG outside the paint, jump shot missed			
03:01				0 MILES B defensive rebound (5)
02:49				25 HORSTON J 2pt FG outside the paint, jump shot missed
02:46	defensive rebound (38)			
02:37	23 MOORE I foul drawn (4)			25 HORSTON J foul shooting (4 - 4)
02:37	Timeout 30 Sec			
02:37				Timeout media
02:37				20 KEY T substitution out
02:37				11 STRIPLIN K substitution in
02:37	23 MOORE I free throw 1 - 2 made (13)	<b>46-61</b>	<b>-15</b>	
02:37	23 MOORE I free throw 2 - 2 missed			
02:36				25 HORSTON J defensive rebound (12)
02:25				11 STRIPLIN K 2pt FG in the paint, jump shot missed
02:21	35 WASHINGTON S defensive rebound (5)			
02:19	23 MOORE I 2pt FG in the paint, driving layup missed			
02:14				25 HORSTON J defensive rebound (13)
01:51	jump ball situation			
01:51	3 CAMBRIDGE J steal (4)			13 GREEN K turnover lost ball (2)
01:51	3 CAMBRIDGE J substitution out			
01:51	12 WASHINGTON D substitution in			
01:37	12 WASHINGTON D 2pt FG from turnover in the paint, jump shot blocked			
01:37				1 PUCKETT S block (1)
01:31	12 WASHINGTON D offensive rebound (4)			
01:23	13 FLOURNOY D 2pt FG from turnover second chance outside the paint, jump shot made (2)	<b>48-61</b>	<b>-13</b>	
00:59	13 FLOURNOY D foul shooting (3 - 5)			13 GREEN K foul drawn (2)
00:59				1 PUCKETT S substitution out
00:59				25 HORSTON J substitution out
00:59				10 RENNIE J substitution in
00:59				12 BURRELL R substitution in
00:59				13 GREEN K free throw 1 - 2 missed
00:59				offensive dead ball rebound (4)
00:59		<b>48-62</b>	<b>-14</b>	13 GREEN K free throw 2 - 2 made (3)
00:59				13 GREEN K substitution out
00:59				31 SAUNDERS E substitution in
00:44	23 MOORE I 3pt FG , jump shot made (16)	<b>51-62</b>	<b>-11</b>	



Official Basketball Play by Play - 4th Period

### Tennessee at Vanderbilt

01/13/22 Memorial Gymnasium, Nashville  
2021-22 Women's Basketball

Game Time: 8:00 PM

Game Duration: 2:05

Attendance: 2,489

Officials: Maggie Tieman, Douglas Knight, Nykesha Thompson

Game Time	Vandy	Score	Diff	UT
00:33	13 FLOURNOY D foul personal (4 - 6)			12 BURRELL R foul drawn (5)
00:33				12 BURRELL R free throw 1 - 2 missed
00:33				offensive dead ball rebound (5)
00:33		<b>51-63</b>	<b>-12</b>	12 BURRELL R free throw 2 - 2 made (11)
00:33				0 MILES B substitution out
00:33				5 WYNN K substitution in
00:28	23 MOORE I 3pt FG , jump shot missed			
00:25				5 WYNN K defensive rebound (1)
00:10		<b>51-65</b>	<b>-14</b>	31 SAUNDERS E 2pt FG in the paint, layup made (2)
00:10				11 STRIPLIN K assist (1)
03:44	35 WASHINGTON S foul drawn (2)			20 KEY T foul double personal (2 - 5)
<b>END OF GAME</b>				
<b>Vandy 51-65 UT</b>				



Tennessee at Vanderbilt

01/13/22 Memorial Gymnasium, Nashville  
2021-22 Women's Basketball

Game Time: 8:00 PM  
Game Duration: 2:05  
Attendance: 2,489

Officials: Maggie Tieman, Douglas Knight, Nykesha Thompson

Tennessee - 12

NO.	Name	F/C	Min	FG			Rebounds			Fouls		TP	AS	TO	ST	Blocks		+/-
				M-A	M-A	M-A	OR	DR	TOT	PF	FD					BS	BA	
2	Alexus Dye	F	05:00	0-1	0-0	0-0	0	1	1	0	0	0	0	0	0	0	0	-1
20	Tamari Key	C	07:23	0-0	0-0	0-2	1	0	1	2	2	0	0	0	0	0	0	-4
4	Jordan Walker	G	03:23	0-1	0-0	0-0	0	1	1	0	0	0	0	2	0	0	0	-5
21	Tess Darby	G	02:07	0-1	0-1	0-0	0	0	0	0	0	0	0	0	0	0	0	-2
25	Jordan Horston	G	09:00	1-3	0-0	2-2	0	5	5	2	1	4	0	2	1	3	0	-7
1	Sara Puckett		04:00	0-1	0-0	0-0	0	0	0	0	0	0	1	0	0	1	0	-6
13	Keyen Green		04:00	1-1	0-0	1-2	0	1	1	1	2	3	0	1	0	0	0	-5
0	Brooklynn Miles		06:03	1-1	0-0	0-0	0	1	1	0	0	2	0	0	0	0	0	-3
11	Karoline Striplin		02:37	0-1	0-0	0-0	0	0	0	0	0	0	1	0	0	0	0	-2
10	Jessie Rennie		01:00	0-0	0-0	0-0	0	0	0	0	0	0	0	0	0	0	0	1
12	Rae Burrell		03:53	0-0	0-0	1-2	0	0	0	0	1	1	0	1	0	0	0	2
31	Emily Saunders		01:00	1-1	0-0	0-0	0	0	0	0	0	2	0	0	0	0	0	0
5	Kaiya Wynn		00:34	0-0	0-0	0-0	0	1	1	0	0	0	0	0	0	0	0	2
Team							0	0	0		0		0					
<b>Totals</b>				4-11	0-1	4-8	1	10	11	5	6	12	2	6	1	4	0	-6

Shooting By Period		
4 <sup>th</sup> FG%	4-11	36.4%
3PT%	0-1	0.0%
FT%	4-8	50%
GM FG%	4-11	36.4%
3PT%	0-1	0.0%
FT%	4-8	50.0%

Dead Ball Rebounds: 3, 0

Technical Fouls::NONE

Vanderbilt - 18

NO.	Name	F/C	Min	FG			Rebounds			Fouls		TP	AS	TO	ST	Blocks		+/-
				M-A	M-A	M-A	OR	DR	TOT	PF	FD					BS	BA	
15	Brinae Alexander	F	05:31	2-7	1-2	0-0	0	0	0	2	0	5	0	1	0	0	3	1
50	Kaylon Smith	F	04:14	0-1	0-0	0-0	1	1	2	0	0	0	0	0	1	0	0	-1
3	Jordyn Cambridge	G	08:09	0-0	0-0	0-0	1	2	3	0	0	0	0	0	2	0	0	5
12	Demi Washington	G	05:08	1-3	0-0	0-0	1	1	2	1	0	2	1	0	0	0	1	0
21	Bella LaChance	G	00:00	0-0	0-0	0-0	0	0	0	0	0	0	0	0	0	0	0	0
13	De'Mauri Flournoy		07:22	1-3	0-1	0-0	0	0	0	2	1	2	1	0	1	0	0	4
5	Yaubryon Chambers		05:46	0-1	0-0	0-0	0	1	1	0	0	0	0	0	0	0	0	7
23	Iyana Moore		07:07	2-6	1-3	4-5	1	0	1	0	3	9	0	1	2	0	0	7
35	Sacha Washington		06:43	0-0	0-0	0-0	0	1	1	1	1	0	0	0	0	0	0	7
Team							2	1	3		0		0					
<b>Totals</b>				6-21	2-6	4-5	6	7	13	6	5	18	2	2	6	0	4	6

Shooting By Period		
4 <sup>th</sup> FG%	6-21	28.6%
3PT%	2-6	33.3%
FT%	4-5	80%
GM FG%	6-21	28.6%
3PT%	2-6	33.3%
FT%	4-5	80.0%

Dead Ball Rebounds: 0, 0

Technical Fouls::NONE

	UT	Vandy
Biggest lead	22 (4 <sup>th</sup> 9:45)	0 (1 <sup>st</sup> 10:00)
Best Scoring Run	4(4 <sup>th</sup> 7:12)	6(4 <sup>th</sup> 1:23)
Lead Changes	0	
Times Tied	0	
Time with Lead	09:45	00:00

Points from	UT	Vandy
Turnovers	0	7
Paint	8	6
Second Chance	0	4
Fast Breaks	0	5
Bench	8	11

	Period by Period Scoring				
	1st	2nd	3rd	4th	TOT
UT	18	23	12	12	65
Vandy	11	12	10	18	51



Tennessee at Vanderbilt

01/13/22 Memorial Gymnasium, Nashville  
2021-22 Women's Basketball

Game Time: 8:00 PM  
Game Duration: 2:05  
Attendance: 2,489

Officials: Maggie Tieman, Douglas Knight, Nykesha Thompson

Tennessee - 24

NO.	Name	F/C	Min	FG			Rebounds			Fouls		TP	AS	TO	ST	Blocks		+/-
				M-A	M-A	M-A	OR	DR	TOT	PF	FD					BS	BA	
2	Alexus Dye	F	09:37	0-2	0-0	0-0	0	3	3	0	0	0	1	0	0	0	0	4
20	Tamari Key	C	11:26	1-2	0-0	0-2	1	2	3	2	3	2	0	0	0	0	0	0
4	Jordan Walker	G	08:44	0-3	0-0	1-2	0	1	1	1	1	1	0	2	0	0	0	0
21	Tess Darby	G	07:28	0-1	0-1	0-0	0	1	1	0	0	0	0	0	0	0	0	3
25	Jordan Horston	G	17:02	2-6	0-0	2-2	0	9	9	3	2	6	2	3	2	3	0	-1
1	Sara Puckett		09:23	2-4	0-0	0-0	0	0	0	0	0	4	1	0	0	1	0	-9
13	Keyen Green		09:23	1-3	0-0	1-2	0	1	1	2	2	3	0	1	0	0	0	-8
0	Brooklynn Miles		10:42	1-1	0-0	0-0	0	2	2	1	0	2	0	0	0	0	0	-6
12	Rae Burrell		08:32	0-1	0-0	4-6	0	1	1	0	4	4	0	1	0	0	0	-1
5	Kaiya Wynn		03:06	0-0	0-0	0-0	0	1	1	0	0	0	0	1	0	0	0	-1
11	Karoline Striplin		02:37	0-1	0-0	0-0	0	0	0	0	0	0	1	0	0	0	0	-2
10	Jessie Rennie		01:00	0-0	0-0	0-0	0	0	0	0	0	0	0	0	0	0	0	1
31	Emily Saunders		01:00	1-1	0-0	0-0	0	0	0	0	0	2	0	0	0	0	0	0
Team							1	1	2			0		0				
<b>Totals</b>				8-25	0-1	8-14	2	22	24	9	12	24	4	9	2	4	0	-4

Shooting By Period		
3 <sup>rd</sup> FG%	4-14	28.6%
3PT%	0-0	0.0%
FT%	4-6	66.7%
4 <sup>th</sup> FG%	4-11	36.4%
3PT%	0-1	0.0%
FT%	4-8	50%
GM FG%	8-25	32.0%
3PT%	0-1	0.0%
FT%	8-14	57.1%

Dead Ball Rebounds: 4, 0

Technical Fouls::NONE

Vanderbilt - 28

NO.	Name	F/C	Min	FG			Rebounds			Fouls		TP	AS	TO	ST	Blocks		+/-
				M-A	M-A	M-A	OR	DR	TOT	PF	FD					BS	BA	
15	Brinae Alexander	F	11:10	5-12	1-3	0-0	0	1	1	3	0	11	0	1	1	0	3	2
50	Kaylon Smith	F	08:23	0-1	0-0	0-0	1	1	2	1	0	0	0	1	1	0	0	-6
3	Jordyn Cambridge	G	18:09	0-2	0-0	0-2	1	5	6	0	1	0	1	0	2	0	0	3
12	Demi Washington	G	10:29	1-5	0-0	0-0	1	3	4	1	0	2	1	0	0	0	1	-5
21	Bella LaChance	G	00:00	0-0	0-0	0-0	0	0	0	0	0	0	0	0	0	0	0	0
13	De'Mauri Flournoy		12:46	1-8	0-2	0-0	0	0	0	3	1	2	1	0	2	0	0	3
35	Sacha Washington		12:34	0-0	0-0	0-0	2	3	5	1	2	0	1	1	0	0	0	10
5	Yaubryon Chambers		10:25	1-2	0-0	2-2	1	2	3	1	1	4	0	0	0	0	0	10
23	Iyana Moore		16:04	2-10	1-5	4-5	1	0	1	2	4	9	0	1	2	0	0	3
Team							2	2	4			0		0				
<b>Totals</b>				10-40	2-10	6-9	9	17	26	12	9	28	4	4	8	0	4	4

Shooting By Period		
3 <sup>rd</sup> FG%	4-19	21.1%
3PT%	0-4	0.0%
FT%	2-4	50%
4 <sup>th</sup> FG%	6-21	28.6%
3PT%	2-6	33.3%
FT%	4-5	80%
GM FG%	10-40	25.0%
3PT%	2-10	20.0%
FT%	6-9	66.7%

Dead Ball Rebounds: 2, 0

Technical Fouls::NONE

	UT	Vandy
Biggest lead	25 (3 <sup>rd</sup> 4:13)	0 (1 <sup>st</sup> 10:00)
Best Scoring Run	7(3 <sup>rd</sup> 4:13)	8(3 <sup>rd</sup> 0:47)
Lead Changes	0	
Times Tied	0	
Time with Lead	19:25	00:00

Points from	UT	Vandy
Turnovers	3	9
Paint	10	8
Second Chance	0	8
Fast Breaks	0	7
Bench	15	15

	Period by Period Scoring				
	1st	2nd	3rd	4th	TOT
UT	18	23	12	12	65
Vandy	11	12	10	18	51



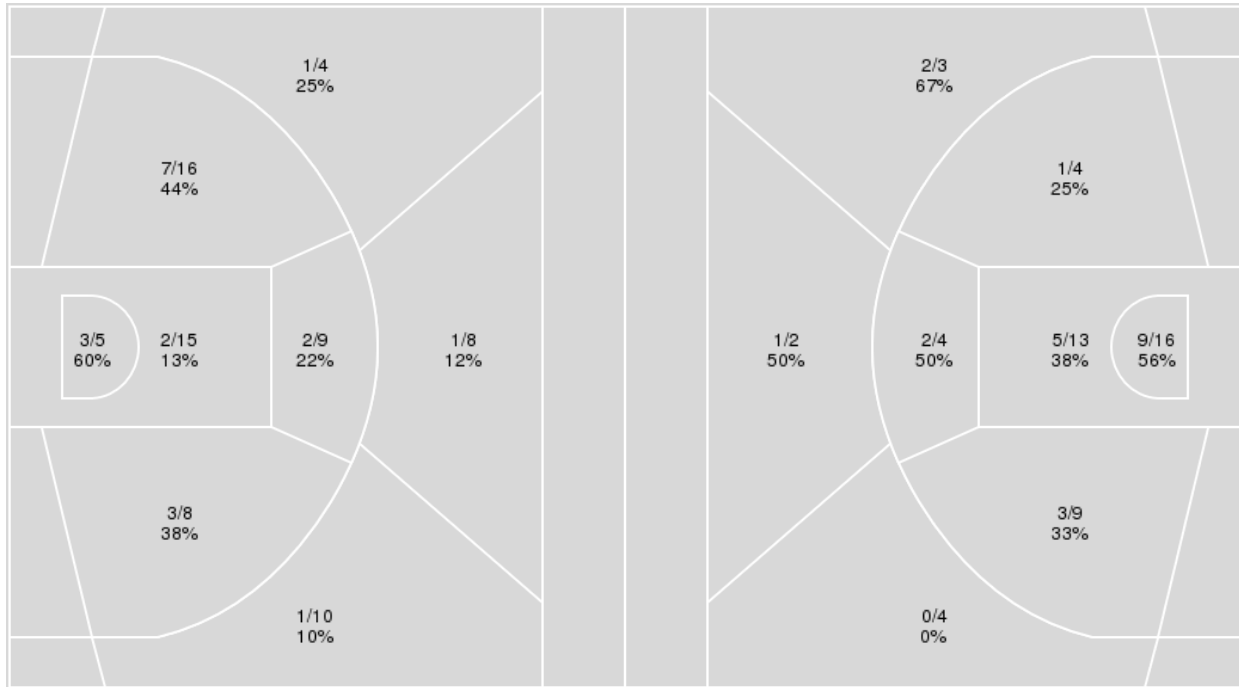
**Officials:** Maggie Tieman, Douglas Knight, Nykesha Thompson

{ Players => 3, 5, 11, 12, 13, 14, 15, 21, 22, 23, 33, 35, 50; } FG Types  
 => All; Results => All;

{ Players => 0, 1, 2, 4, 5, 10, 11, 12, 13, 20, 21, 25, 31, 33; } FG Types  
 => All; Results => All;

**Vanderbilt**

**Tennessee**



Vanderbilt	M/A	%
Field Goals	20/75	27
2 Points	17/53	32
3 Points	3/22	14
Free Throws	8/13	62

Tennessee	M/A	%
Field Goals	23/55	42
2 Points	20/46	43
3 Points	3/9	33
Free Throws	16/23	70



**Tennessee at Vanderbilt**

01/13/22 Memorial Gymnasium, Nashville  
2021-22 Women's Basketball

Game Time: 8:00 PM  
Game Duration: 2:05  
Attendance: 2,489

Officials: Maggie Tieman, Douglas Knight, Nykesha Thompson

**Tennessee**

No	Name	Mins		Score		Points Diff		Points per Min		Assists		Rebounds		Steals		Turnovers	
		On	Off	On	Off	On	Off	On	Off	On	Off	On	Off	On	Off	On	Off
0	Brooklynn Miles	21:54	18:06	38 - 31	27 - 20	7	7	1.74	1.49	5	8	22	28	2	1	7	11
1	Sara Puckett	21:31	18:29	35 - 32	30 - 19	3	11	1.63	1.62	7	6	23	27	2	1	9	9
2	Alexus Dye	22:35	17:25	34 - 25	31 - 26	9	5	1.51	1.78	7	6	32	18	1	2	12	6
4	Jordan Walker	19:23	20:37	30 - 20	35 - 31	10	4	1.55	1.70	7	6	29	21	1	2	13	5
5	Kaiya Wynn	03:06	36:54	5 - 6	60 - 45	-1	15	1.61	1.63	1	12	1	49	1	2	1	17
10	Jessie Rennie	01:00	39:00	4 - 3	61 - 48	1	13	4.00	1.56	1	12	1	49	0	3	0	18
11	Karoline Striplin	02:37	37:23	4 - 6	61 - 45	-2	16	1.53	1.63	1	12	3	47	0	3	1	17
12	Rae Burrell	15:54	24:06	35 - 29	30 - 22	6	8	2.20	1.24	5	8	14	36	1	2	6	12
13	Keyen Green	12:30	27:30	17 - 20	48 - 31	-3	17	1.36	1.75	2	11	15	35	1	2	6	12
20	Tamari Key	26:46	13:14	42 - 31	23 - 20	11	3	1.57	1.74	10	3	36	14	2	1	14	4
21	Tess Darby	18:20	21:40	27 - 11	38 - 40	16	-2	1.47	1.75	7	6	27	23	1	2	8	10
25	Jordan Horston	33:24	06:36	51 - 38	14 - 13	13	1	1.53	2.12	11	2	46	4	3	0	13	5
31	Emily Saunders	01:00	39:00	3 - 3	62 - 48	0	14	3.00	1.59	1	12	1	49	0	3	0	18

**Vanderbilt**

No	Name	Mins		Score		Points Diff		Points per Min		Assists		Rebounds		Steals		Turnovers	
		On	Off	On	Off	On	Off	On	Off	On	Off	On	Off	On	Off	On	Off
3	Jordyn Cambridge	38:09	01:51	46 - 61	5 - 4	-15	1	1.21	2.70	10	0	39	1	15	0	8	0
5	Yaubryon Chambers	18:19	21:41	32 - 27	19 - 38	5	-19	1.75	0.88	4	6	23	17	8	7	4	4
12	Demi Washington	15:09	24:51	16 - 23	35 - 42	-7	-7	1.06	1.41	4	6	13	27	5	10	1	7
13	De'Mauri Flournoy	24:43	15:17	33 - 42	18 - 23	-9	-5	1.34	1.18	6	4	24	16	8	7	5	3
15	Brinae Alexander	20:25	19:35	27 - 36	24 - 29	-9	-5	1.32	1.23	7	3	20	20	8	7	4	4
21	Bella LaChance	00:55	39:05	2 - 2	49 - 63	0	-14	2.18	1.25	0	10	0	40	1	14	0	8
23	Iyana Moore	33:57	06:03	40 - 50	11 - 15	-10	-4	1.18	1.82	7	3	36	4	13	2	7	1
35	Sacha Washington	21:31	18:29	32 - 30	19 - 35	2	-16	1.49	1.03	5	5	25	15	8	7	5	3
50	Kaylon Smith	26:52	13:08	27 - 54	24 - 11	-27	13	1.00	1.83	7	3	20	20	9	6	6	2

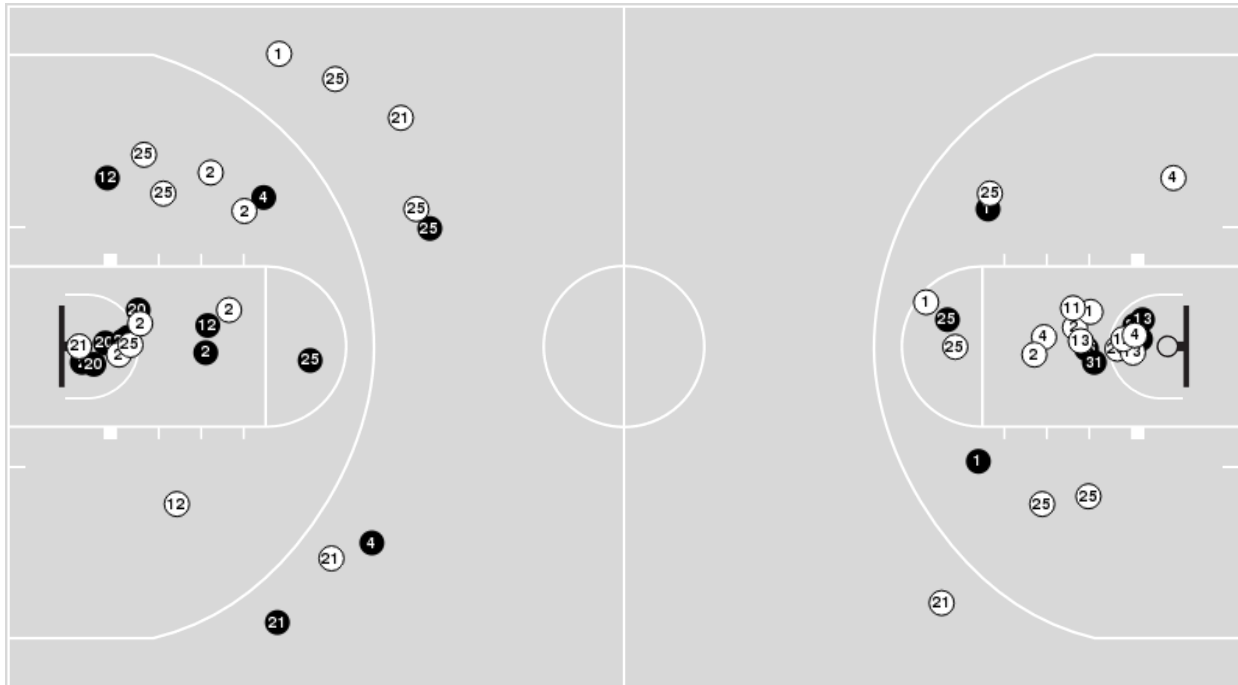


**Officials:** Maggie Tieman, Douglas Knight, Nykeshia Thompson

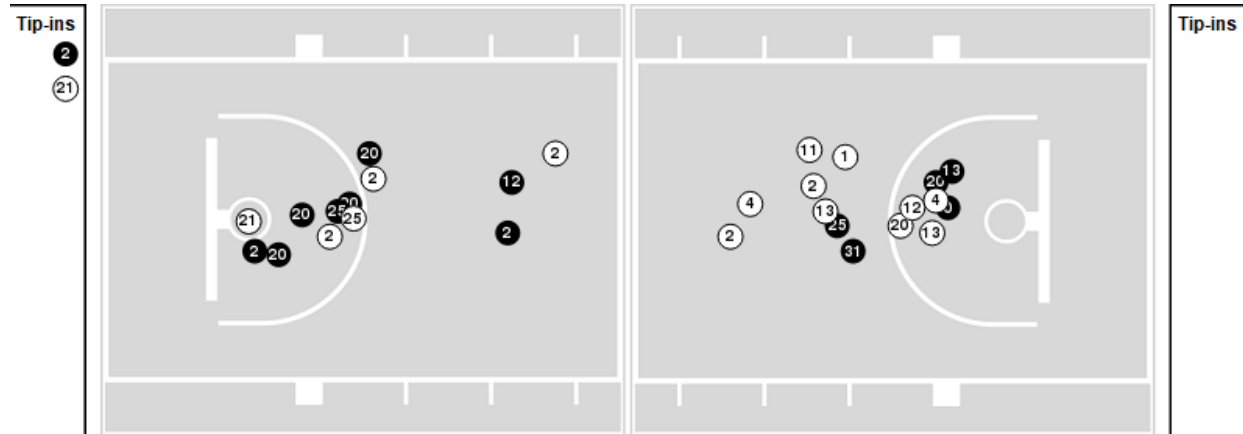
Players => 0, 1, 2, 4, 5, 10, 11, 12, 13, 20, 21, 25, 31, 33 FG Types=>All Results=>All

### Tennessee

#### All Field Goals



#### Blow Up Chart



● Made    ○ Missed    N - Player Number

Tennessee	M/A	%
Field Goals	23/55	42
2 Points	20/46	43
3 Points	3/9	33
Free Throws	16/23	70

Tennessee	M/A	%
Points in the Paint	28 (14 / 29)	48
Fast Break Points	3 (1/1)	100
Second Chance Points	10 (5/11)	45
Effective FG%	45	

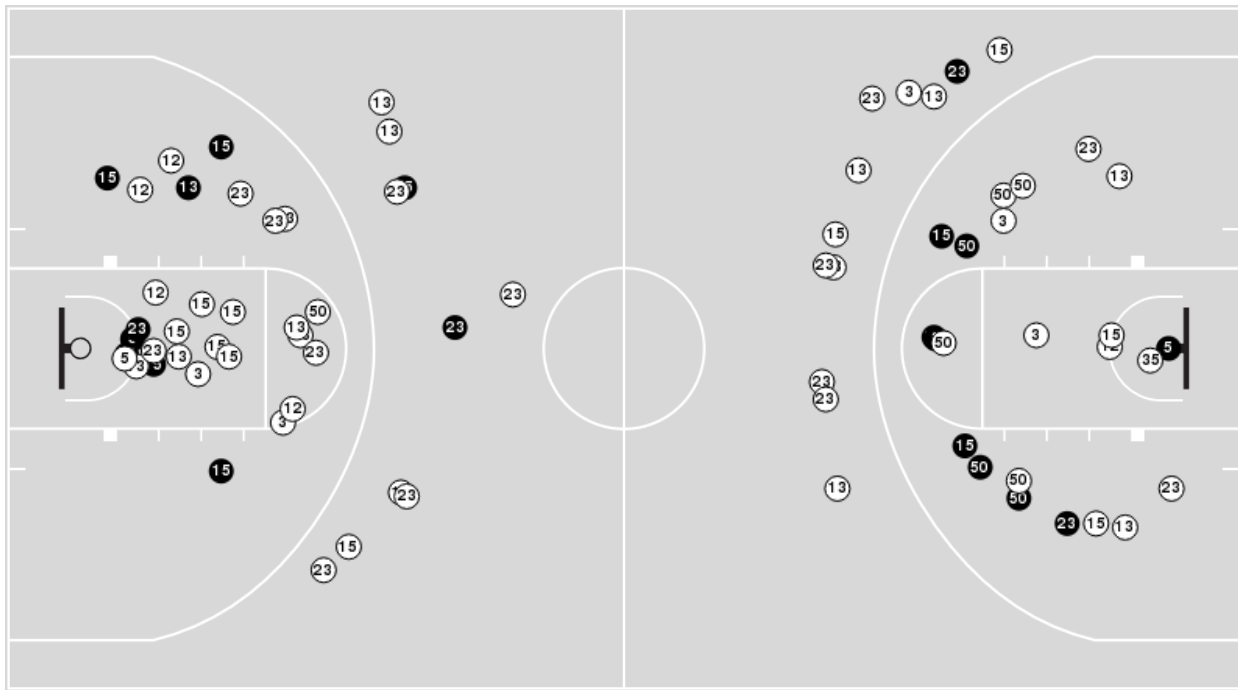


**Officials:** Maggie Tieman, Douglas Knight, Nykeshia Thompson

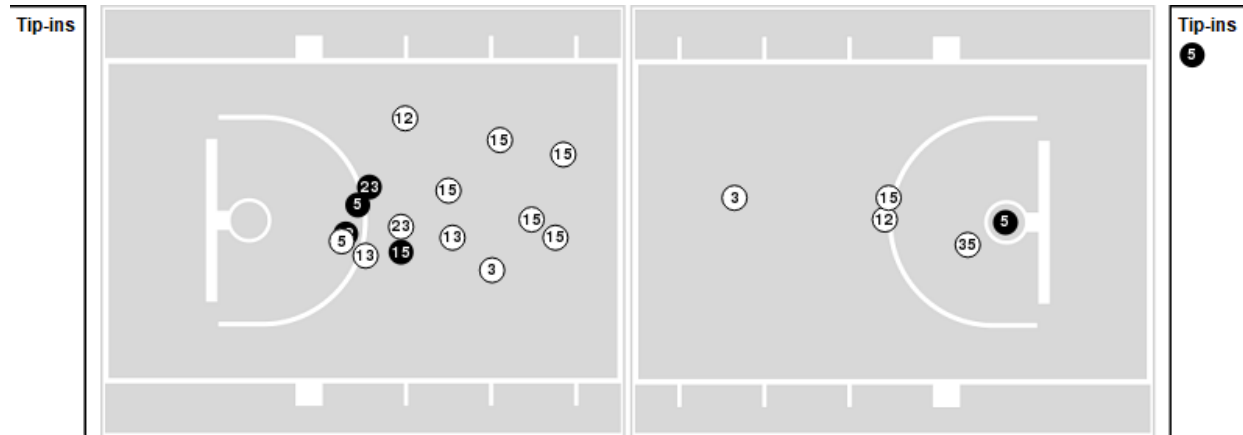
Players => 3, 5, 11, 12, 13, 14, 15, 21, 22, 23, 33, 35, 50FG Types=>AllResults=>All

### Vanderbilt

#### All Field Goals



#### Blow Up Chart



● Made ○ Missed N - Player Number

Vanderbilt	M/A	%
Field Goals	20/75	27
2 Points	17/53	32
3 Points	3/22	14
Free Throws	8/13	62

Vanderbilt	M/A	%
Points in the Paint	10 (5 / 20)	25
Fast Break Points	11 (7/8)	88
Second Chance Points	12 (6/15)	40
Effective FG%	29	





**Tennessee at Vanderbilt**

01/13/22 Memorial Gymnasium, Nashville  
2021-22 Women's Basketball

**Game Time:** 8:00 PM  
**Game Duration:** 2:05  
**Attendance:** 2,489

**Officials:** Maggie Tieman, Douglas Knight, Nykesha Thompson

**Tennessee**

Lineup	Quarter On	Time On	Quarter Off	Time Off	Time on Court	Score	Score Diff	Reb	Stl	Tov	Ass	PPP
2- Dye A/ 4- Walker J/ 20- Key T/ 21- Darby T/ 25- Horston J/	1	10:00	1	05:20	04:40	8-6	2	9	0	3	3	1.0000
0- Miles B/ 1- Puckett S/ 2- Dye A/ 20- Key T/ 25- Horston J/	1	05:20	1	03:34	01:46	1-3	-2	4	0	0	0	0.3472
0- Miles B/ 1- Puckett S/ 2- Dye A/ 12- Burrell R/ 25- Horston J/	1	03:34	1	02:18	01:16	4-2	2	1	0	1	1	1.3889
0- Miles B/ 1- Puckett S/ 12- Burrell R/ 13- Green K/ 25- Horston J/	1	02:18	1	00:42	01:35	0-0	0	3	0	0	0	0.0000
0- Miles B/ 1- Puckett S/ 4- Walker J/ 12- Burrell R/ 13- Green K/	1	00:42	2	10:00	00:43	5-0	5	1	0	0	0	2.1552
1- Puckett S/ 2- Dye A/ 4- Walker J/ 12- Burrell R/ 20- Key T/	2	10:00	2	08:13	01:47	3-4	-1	1	0	2	1	1.0000
1- Puckett S/ 2- Dye A/ 4- Walker J/ 21- Darby T/ 25- Horston J/	2	08:13	2	07:56	00:17	0-0	0	0	0	0	0	0.0000
2- Dye A/ 4- Walker J/ 20- Key T/ 21- Darby T/ 25- Horston J/	2	07:56	2	05:52	02:04	7-3	4	3	0	0	1	2.4306
0- Miles B/ 2- Dye A/ 4- Walker J/ 20- Key T/ 21- Darby T/	2	05:52	2	04:44	01:08	0-0	0	1	0	2	0	0.0000
0- Miles B/ 1- Puckett S/ 20- Key T/ 21- Darby T/ 25- Horston J/	2	04:44	2	02:01	02:43	7-0	7	1	1	0	2	1.7500
0- Miles B/ 1- Puckett S/ 12- Burrell R/ 13- Green K/ 25- Horston J/	2	02:01	2	01:12	00:49	2-2	0	1	0	1	0	1.0000
0- Miles B/ 1- Puckett S/ 12- Burrell R/ 20- Key T/ 25- Horston J/	2	01:12	3	10:00	01:12	4-3	1	1	0	0	1	2.0000
2- Dye A/ 4- Walker J/ 20- Key T/ 21- Darby T/ 25- Horston J/	3	10:00	3	05:57	04:03	4-0	4	8	0	2	1	0.5000
1- Puckett S/ 4- Walker J/ 13- Green K/ 21- Darby T/ 25- Horston J/	3	05:57	3	04:39	01:18	1-0	1	3	0	0	0	0.5319
0- Miles B/ 1- Puckett S/ 12- Burrell R/ 13- Green K/ 25- Horston J/	3	04:39	3	02:32	02:07	4-4	0	2	0	0	1	0.8000
0- Miles B/ 1- Puckett S/ 5- Wynn K/ 12- Burrell R/ 13- Green K/	3	02:32	3	00:33	01:58	2-6	-4	0	0	1	0	0.6944
0- Miles B/ 2- Dye A/ 5- Wynn K/ 12- Burrell R/ 25- Horston J/	3	00:33	4	10:00	00:34	1-0	1	0	1	0	0	1.1364
0- Miles B/ 2- Dye A/ 12- Burrell R/ 20- Key T/ 25- Horston J/	4	10:00	4	07:07	02:53	6-5	1	3	0	1	0	1.0417
2- Dye A/ 4- Walker J/ 20- Key T/ 21- Darby T/ 25- Horston J/	4	07:07	4	05:00	02:07	0-2	-2	2	0	1	0	0.0000
1- Puckett S/ 4- Walker J/ 13- Green K/ 20- Key T/ 25- Horston J/	4	05:00	4	03:44	01:16	2-5	-3	1	1	3	1	0.5000
0- Miles B/ 1- Puckett S/ 13- Green K/ 20- Key T/ 25- Horston J/	4	03:44	4	02:37	01:07	0-0	0	2	0	0	0	0.0000
0- Miles B/ 1- Puckett S/ 11- Striplin K/ 13- Green K/ 25- Horston J/	4	02:37	4	00:59	01:37	0-3	-3	2	0	1	0	0.0000
0- Miles B/ 10- Rennie J/ 11- Striplin K/ 12- Burrell R/ 13- Green K/	4	00:59	4	00:59	00:00	1-0	1	0	0	0	0	1.1364
0- Miles B/ 10- Rennie J/ 11- Striplin K/ 12- Burrell R/ 31- Saunders E/	4	00:59	4	00:33	00:26	1-3	-2	0	0	0	0	1.1364
5- Wynn K/ 10- Rennie J/ 11- Striplin K/ 12- Burrell R/ 31- Saunders E/	4	00:33	4	00:00	00:34	2-0	2	1	0	0	1	2.0000



**Tennessee at Vanderbilt**

01/13/22 Memorial Gymnasium, Nashville  
2021-22 Women's Basketball

**Game Time:** 8:00 PM  
**Game Duration:** 2:05  
**Attendance:** 2,489

**Officials:** Maggie Tieman, Douglas Knight, Nykesha Thompson

**Vanderbilt**

Lineup	Quarter On	Time On	Quarter Off	Time Off	Time on Court	Score	Score Diff	Reb	Stl	Tov	Ass	PPP
3- Cambridge J/ 12- Washington D/ 15- Alexander B/ 21- LaChance B/ 50- Smith K/	1	10:00	1	09:05	00:55	2-2	0	0	1	0	0	2.0000
3- Cambridge J/ 12- Washington D/ 15- Alexander B/ 23- Moore I/ 50- Smith K/	1	09:05	1	06:45	02:20	4-6	-2	0	2	0	2	0.8000
3- Cambridge J/ 12- Washington D/ 13- Flournoy D/ 23- Moore I/ 50- Smith K/	1	06:45	1	05:20	01:25	0-0	0	2	0	0	0	0.0000
3- Cambridge J/ 5- Chambers Y/ 13- Flournoy D/ 23- Moore I/ 50- Smith K/	1	05:20	1	05:05	00:15	0-1	-1	0	0	1	0	0.0000
3- Cambridge J/ 5- Chambers Y/ 13- Flournoy D/ 23- Moore I/ 35- Washington S/	1	05:05	1	03:34	01:31	3-0	3	3	0	0	1	1.5000
3- Cambridge J/ 15- Alexander B/ 23- Moore I/ 35- Washington S/ 50- Smith K/	1	03:34	1	00:42	02:51	2-4	-2	3	1	0	1	0.4000
3- Cambridge J/ 13- Flournoy D/ 23- Moore I/ 35- Washington S/ 50- Smith K/	1	00:42	2	07:43	03:00	4-8	-4	0	1	0	1	1.0000
3- Cambridge J/ 5- Chambers Y/ 13- Flournoy D/ 23- Moore I/ 50- Smith K/	2	07:43	2	06:33	01:10	3-5	-2	0	0	0	0	1.5957
3- Cambridge J/ 5- Chambers Y/ 15- Alexander B/ 23- Moore I/ 50- Smith K/	2	06:33	2	04:44	01:49	0-2	-2	1	1	0	0	0.0000
3- Cambridge J/ 13- Flournoy D/ 23- Moore I/ 35- Washington S/ 50- Smith K/	2	04:44	2	04:21	00:23	0-0	0	0	0	1	0	0.0000
3- Cambridge J/ 13- Flournoy D/ 15- Alexander B/ 35- Washington S/ 50- Smith K/	2	04:21	2	03:09	01:12	0-5	-5	1	0	1	0	0.0000
3- Cambridge J/ 5- Chambers Y/ 15- Alexander B/ 23- Moore I/ 50- Smith K/	2	03:09	2	03:01	00:08	0-0	0	0	0	0	0	0.0000
3- Cambridge J/ 5- Chambers Y/ 13- Flournoy D/ 23- Moore I/ 50- Smith K/	2	03:01	3	10:00	03:01	5-8	-3	4	1	1	1	1.0246
3- Cambridge J/ 12- Washington D/ 15- Alexander B/ 23- Moore I/ 50- Smith K/	3	10:00	3	07:56	02:04	0-4	-4	1	0	1	0	0.0000
3- Cambridge J/ 12- Washington D/ 13- Flournoy D/ 23- Moore I/ 50- Smith K/	3	07:56	3	05:57	01:59	0-0	0	3	1	0	0	0.0000
3- Cambridge J/ 12- Washington D/ 13- Flournoy D/ 23- Moore I/ 35- Washington S/	3	05:57	3	04:39	01:18	0-1	-1	2	0	0	0	0.0000
3- Cambridge J/ 5- Chambers Y/ 13- Flournoy D/ 23- Moore I/ 35- Washington S/	3	04:39	3	03:35	01:04	0-2	-2	2	0	0	0	0.0000
3- Cambridge J/ 5- Chambers Y/ 13- Flournoy D/ 15- Alexander B/ 35- Washington S/	3	03:35	3	02:32	01:03	4-2	2	1	0	0	1	2.1277
3- Cambridge J/ 5- Chambers Y/ 15- Alexander B/ 23- Moore I/ 35- Washington S/	3	02:32	3	00:06	02:26	6-2	4	4	1	1	1	1.5000
3- Cambridge J/ 5- Chambers Y/ 15- Alexander B/ 23- Moore I/ 50- Smith K/	3	00:06	4	10:00	00:06	0-1	-1	0	0	0	0	0.0000
3- Cambridge J/ 12- Washington D/ 13- Flournoy D/ 15- Alexander B/ 50- Smith K/	4	10:00	4	07:07	02:53	5-6	-1	2	1	0	2	1.0000
3- Cambridge J/ 5- Chambers Y/ 12- Washington D/ 15- Alexander B/ 23- Moore I/	4	07:07	4	06:43	00:24	0-0	0	2	0	0	0	0.0000
3- Cambridge J/ 5- Chambers Y/ 15- Alexander B/ 23- Moore I/ 35- Washington S/	4	06:43	4	05:50	00:53	2-0	2	2	1	0	0	1.0000
3- Cambridge J/ 15- Alexander B/ 23- Moore I/ 35- Washington S/ 50- Smith K/	4	05:50	4	04:29	01:21	2-2	0	3	0	1	0	0.6944
3- Cambridge J/ 5- Chambers Y/ 13- Flournoy D/ 23- Moore I/ 35- Washington S/	4	04:29	4	01:51	02:38	4-0	4	3	4	1	0	0.6329
5- Chambers Y/ 12- Washington D/ 13- Flournoy D/ 23- Moore I/ 35- Washington S/	4	01:51	4	00:00	01:51	5-4	1	1	0	0	0	1.6667



**Tennessee at Vanderbilt**

01/13/22 Memorial Gymnasium, Nashville  
2021-22 Women's Basketball

**Game Time:** 8:00 PM  
**Game Duration:** 2:05  
**Attendance:** 2,489

**Officials:** Maggie Tieman, Douglas Knight, Nykeshia Thompson

**Tennessee**

Lineup	Time	Score	Score Diff	Pts/Min	Reb	Stl	Tov	Ass	PPP
2- Dye A/ 4- Walker J/ 20- Key T/ 21- Darby T/ 25- Horston J/	12:54	19-11	8	1.4729	22	0	6	5	0.8684
0- Miles B/ 1- Puckett S/ 12- Burrell R/ 13- Green K/ 25- Horston J/	04:31	6-6	0	1.3284	6	0	1	1	0.6667
0- Miles B/ 2- Dye A/ 12- Burrell R/ 20- Key T/ 25- Horston J/	02:53	6-5	1	2.0809	3	0	1	0	1.0417
0- Miles B/ 1- Puckett S/ 20- Key T/ 21- Darby T/ 25- Horston J/	02:43	7-0	7	2.5767	1	1	0	2	1.7500
0- Miles B/ 1- Puckett S/ 5- Wynn K/ 12- Burrell R/ 13- Green K/	01:58	2-6	-4	1.0169	0	0	1	0	0.6944
1- Puckett S/ 2- Dye A/ 4- Walker J/ 12- Burrell R/ 20- Key T/	01:47	3-4	-1	1.6822	1	0	2	1	1.0000
0- Miles B/ 1- Puckett S/ 2- Dye A/ 20- Key T/ 25- Horston J/	01:46	1-3	-2	0.5660	4	0	0	0	0.3472
0- Miles B/ 1- Puckett S/ 11- Striplin K/ 13- Green K/ 25- Horston J/	01:37	0-3	-3	0.0000	2	0	1	0	0.0000
1- Puckett S/ 4- Walker J/ 13- Green K/ 21- Darby T/ 25- Horston J/	01:18	1-0	1	0.7692	3	0	0	0	0.5319
0- Miles B/ 1- Puckett S/ 2- Dye A/ 12- Burrell R/ 25- Horston J/	01:16	4-2	2	3.1579	1	0	1	1	1.3889
1- Puckett S/ 4- Walker J/ 13- Green K/ 20- Key T/ 25- Horston J/	01:16	2-5	-3	1.5789	1	1	3	1	0.5000
0- Miles B/ 1- Puckett S/ 12- Burrell R/ 20- Key T/ 25- Horston J/	01:12	4-3	1	3.3333	1	0	0	1	2.0000
0- Miles B/ 2- Dye A/ 4- Walker J/ 20- Key T/ 21- Darby T/	01:08	0-0	0	0.0000	1	0	2	0	0.0000
0- Miles B/ 1- Puckett S/ 13- Green K/ 20- Key T/ 25- Horston J/	01:07	0-0	0	0.0000	2	0	0	0	0.0000
0- Miles B/ 1- Puckett S/ 4- Walker J/ 12- Burrell R/ 13- Green K/	00:43	5-0	5	6.9767	1	0	0	0	2.1552
0- Miles B/ 2- Dye A/ 5- Wynn K/ 12- Burrell R/ 25- Horston J/	00:34	1-0	1	1.7647	0	1	0	0	1.1364
5- Wynn K/ 10- Rennie J/ 11- Striplin K/ 12- Burrell R/ 31- Saunders E/	00:34	2-0	2	3.5294	1	0	0	1	2.0000
0- Miles B/ 10- Rennie J/ 11- Striplin K/ 12- Burrell R/ 31- Saunders E/	00:26	1-3	-2	2.3077	0	0	0	0	1.1364
1- Puckett S/ 2- Dye A/ 4- Walker J/ 21- Darby T/ 25- Horston J/	00:17	0-0	0	0.0000	0	0	0	0	0.0000
0- Miles B/ 10- Rennie J/ 11- Striplin K/ 12- Burrell R/ 13- Green K/	00:00	1-0	1	∞	0	0	0	0	1.1364



**Tennessee at Vanderbilt**

01/13/22 Memorial Gymnasium, Nashville  
2021-22 Women's Basketball

**Game Time:** 8:00 PM  
**Game Duration:** 2:05  
**Attendance:** 2,489

**Officials:** Maggie Tieman, Douglas Knight, Nykesha Thompson

**Vanderbilt**

Lineup	Time	Score	Score Diff	Pts/Min	Reb	Stl	Tov	Ass	PPP
3- Cambridge J/ 5- Chambers Y/ 13- Flournoy D/ 23- Moore I/ 35- Washington S/	05:13	7-2	5	1.3419	8	4	1	1	0.6783
3- Cambridge J/ 5- Chambers Y/ 13- Flournoy D/ 23- Moore I/ 50- Smith K/	04:26	8-14	-6	1.8045	4	1	2	1	1.0309
3- Cambridge J/ 12- Washington D/ 15- Alexander B/ 23- Moore I/ 50- Smith K/	04:24	4-10	-6	0.9091	1	2	1	2	0.5000
3- Cambridge J/ 15- Alexander B/ 23- Moore I/ 35- Washington S/ 50- Smith K/	04:12	4-6	-2	0.9524	6	1	1	1	0.5076
3- Cambridge J/ 12- Washington D/ 13- Flournoy D/ 23- Moore I/ 50- Smith K/	03:24	0-0	0	0.0000	5	1	0	0	0.0000
3- Cambridge J/ 13- Flournoy D/ 23- Moore I/ 35- Washington S/ 50- Smith K/	03:23	4-8	-4	1.1823	0	1	1	1	0.8000
3- Cambridge J/ 5- Chambers Y/ 15- Alexander B/ 23- Moore I/ 35- Washington S/	03:19	8-2	6	2.4121	6	2	1	1	1.3333
3- Cambridge J/ 12- Washington D/ 13- Flournoy D/ 15- Alexander B/ 50- Smith K/	02:53	5-6	-1	1.7341	2	1	0	2	1.0000
3- Cambridge J/ 5- Chambers Y/ 15- Alexander B/ 23- Moore I/ 50- Smith K/	02:03	0-3	-3	0.0000	1	1	0	0	0.0000
5- Chambers Y/ 12- Washington D/ 13- Flournoy D/ 23- Moore I/ 35- Washington S/	01:51	5-4	1	2.7027	1	0	0	0	1.6667
3- Cambridge J/ 12- Washington D/ 13- Flournoy D/ 23- Moore I/ 35- Washington S/	01:18	0-1	-1	0.0000	2	0	0	0	0.0000
3- Cambridge J/ 13- Flournoy D/ 15- Alexander B/ 35- Washington S/ 50- Smith K/	01:12	0-5	-5	0.0000	1	0	1	0	0.0000
3- Cambridge J/ 5- Chambers Y/ 13- Flournoy D/ 15- Alexander B/ 35- Washington S/	01:03	4-2	2	3.8095	1	0	0	1	2.1277
3- Cambridge J/ 12- Washington D/ 15- Alexander B/ 21- LaChance B/ 50- Smith K/	00:55	2-2	0	2.1818	0	1	0	0	2.0000
3- Cambridge J/ 5- Chambers Y/ 12- Washington D/ 15- Alexander B/ 23- Moore I/	00:24	0-0	0	0.0000	2	0	0	0	0.0000