<< 2021-22 GAMECOCK BASKETBALL >>

2021-22 SCHEDULE

OVERALL: 11-7 | **SEC**: 2-4
HOME: 8-2 | **AWAY**: 1-4 | **NEUTRAL**: 2-1 | **NET**: 108

NOVEMBER			
4	**-/-**	**Benedict +**	**W, 101-76**
9	**-/-**	**USC Upstate**	**W, 78-60**
12	-/-	vs. Princeton ^	L, 66-62
14	-/-	vs. Western Kentucky ^	W, 75-64
18	**-/-**	**UAB**	**W, 66-63**
23	**-/-**	**Wofford**	**W, 85-74**
28	**-/-**	**Rider**	**W, 65-58**
DECEMBER			
1	-/-	at Coastal Carolina	L, 80-56
5	**-/-**	**Georgetown**	**W, 80-67**
12	-/-	vs. Florida State %	W, 66-65
14	**-/-**	**Allen**	**W, 110-55**
18	-/-	at Clemson	L, 56-70
22	**-/-**	**Army**	**W, 105-75**
29	**-/-**	**SC State**	**postponed**
JANUARY			
4	**#9/9**	**Auburn***	**L, 66-81**
8	-/-	at Vanderbilt*	W, 72-20
11	#22/23	at Tennessee*	L, 44-64
15	**-/-**	**Florida***	**L, 63-71**
18	-/-	at Arkansas*	L, 59-75
22	**-/-**	**Georgia***	**W, 83-66**
26	**-/-**	**Vanderbilt***	**7 p.m./ESPNU**
29	-/-	at Texas A&M*	8:30 p.m./SECN
FEBRUARY			
1	-/-	at Mississippi State*	7 p.m./ESPNU
5	**#22/23**	**Tennessee***	**1 p.m./CBS**
8	**#18/17**	**Kentucky***	**7 p.m./ESPN/2**
12	-/-	at Georgia*	1 p.m./SECN
15	-/-	at Ole Miss*	7 p.m./ESPNU
19	**#12/12**	**LSU***	**3:30 p.m./SECN**
23	**-/-**	**Mississippi State***	**6:30 p.m./SECN**
26	#24/25	at Alabama*	6 p.m./SECN
MARCH			
1	**-/-**	**Missouri***	**7 p.m./ESPNU**
5	#4/4	at Auburn*	1 p.m./SECN
9-13	-/-	vs. SEC Tournament &	TBA
17-18	-/-	NCAA Tournament First Round =	TBA
19-20	-/-	NCAA Tournament Second Round =	TBA
24-25	-/-	Sweet 16 #	TBA
26-27	-/-	Elite 8 #	TBA
APRIL			
2-4	-/-	Final Four /	TBA

All home games in **bold** | All times listed Eastern | **SECN+** - SEC Network + | **SECN** - SEC Network | **ACCN** - ACC Network | * indicates SEC contest | + exhibition | ^ - Asheville Championship (Asheville, N.C.) | % - No Room For Racism Classic (Rock Hill, S.C.) | & - SEC Tournament (Tampa, Fla.) | = - NCAA Tournament First and Second Rounds (various sites | # - NCAA Regionals (various sites) | / - Final Four (New Orleans, La.) | ** *rank listed is at time of game*

ASSOCIATE DIRECTOR COMMUNICATIONS & PUBLIC RELATIONS:
MICHAEL DeBATES // MDEBATES@MAILBOX.SC.EDU
CELL: 712-348-5863 // **TWITTER**: @MDEBATES
GAMECOCK MEN'S BASKETBALL SOCIAL MEDIA:
#GAMECOCKS // #FOREVERTOTHEE
TWITTER AND INSTAGRAM: @GAMECOCKMBB
FACEBOOK: /GAMECOCKMBB
ON THE WEB:
GAMECOCKSONLINE.COM /SPORTS/MENS-BASKETBALL

11-7, 2-4 SEC
SOUTH CAROLINA

HEAD COACH: Frank Martin (FIU, '93)
AT CAROLINA: 164-141 (10th season)
CAREER: 281-195 (15th season)
VS. VANDERBILT: 6-6
TOP SCORER: Stevenson (11.3 ppg)
TOP REBOUNDER: Leveque (5.7 rpg)
TOP ASSIST MAKER: Stevenson (2.6 apg)
TOP SHOT BLOCKER: Bryant (1.1 bpg)
TOP STEALS LEADER: Stevenson (1.3 spg)
COMMUNICATIONS/PR: Michael DeBates
TWITTER UPDATES: @GamecockMBB

vs.

10-8, 2-4 SEC
VANDERBILT

HEAD COACH: Jerry Stackhouse (UNC, '99)
AT VANDERBILT: 30-45 (3rd season)
CAREER: same
VS. CAROLINA: 2-2
TOP SCORER: Pippen Jr. (18.1 ppg)
TOP REBOUNDER: Wright/Millora-Brown (6.0 rpg)
TOP ASSIST MAKER: Pippen Jr. (2.9 apg)
TOP SHOT BLOCKER: Millora-Brown (1.3 bpg)
TOP STEALS LEADER: Pippen Jr. (1.7 spg)
COMMUNICATIONS/PR: Gavin Nevill
TWITTER UPDATES: @VandyMBB

GAME 19

VENUE: Colonial Life Arena (18,000)
BROADCAST: ESPNU
PLAY-BY-PLAY: Paul Sunderland
ANALYST: Pat Bradley
RADIO: Gamecock Radio Network
IN COLUMBIA: 107.5 The Game
PLAY-BY-PLAY: Derek Scott
ANALYST: Casey Manning
SIRIUS: --- | ***XM***: 192 | ***SXM APP***: 963
WATCH: WatchESPN/ESPN App
LIVE STATS: GamecocksOnline.com
SERIES: Vandy leads, 32-30
IN COLUMBIA SC leads, 16-12
NEUTRAL: SC leads, 2-1
SERIES TREND: Carolina has won four-straight at home dating back to 2014
LAST MEETING: 72-70, Carolina win on Jan. 8, 2022 at Memorial Gym

TIPOFF NOTABLES

> South Carolina was dominant in the second half en route to a 83-66 comeback victory over Georgia (Jan. 22) ; after trailing by as many as 11 with 14:04 remaining in the game, the Gamecocks went on a 24-0 run in the second half, outscoring the Bulldogs 30-6 the final 10:23 ; Erik Stevenson (20), Keyshawn Bryant (19) and Jermaine Couisnard (15) scored in double figures and combined for 39 of the team's 47 second half points ; the trio scored all the points during the 24-0 run as well ; it was the team's 11th-straight victory over Georgia dating back to 2017, the longest win streak in the series all-time

> The Gamecocks lost their third-straight in league play at Bud Walton Arena, falling 75-59 to Arkansas on Jan. 18 ; Carolina led 40-33 at the half but was outscored 42-19 the final 20 minutes ; the

NUMBERS OF NOTE

10 - South Carolina has held ten opponents below 40 percent shooting this season
39.6% - South Carolina has limited opponents to just 39.6 percent shooting this season, the 30th best FG percentage defense in the country (3rd in SEC)
5.1 - The Gamecocks average 5.1 blocks per game, good for 31st nationally and third in the SEC
1995-96 - South Carolina has scored 100 points multiple times this season, marking a first for the program since 1995-96
34 - Erik Stevenson missed his first free throw of the season vs. Georgia (Jan. 22) with 3:22 to go in the game ; it snapped a streak of 34-straight makes at the foul line dating back to last season when he played at Washington
13.6 - Carolina is averaging 13.6 offensive rebounds per game this season, which is second in the SEC and is 12th nationally
8-0 - The Gamecocks are undefeated when scoring 70 or more points this season

PROBABLE GAMECOCK STARTERS (BASED ON PREVIOUS GAME)

#	Name	Ht.	Wt.	Cl.	Hometown	PPG	RPG	Misc.
23	Devin Carter	6-3	188	Fr.	Miami, Fla.	8.8	3.6	Had 20 points at Arkansas (Jan. 18) in first start
0	James Reese V	6-4	170	Gr.	Columbia, S.C.	9.6	2.9	Leads team with 2.0 3-point FGs made per game
10	Erik Stevenson	6-4	209	Sr.	Lacey, Wash.	11.3*	4.3	Leads team in points, assists and steals per game
24	Keyshawn Bryant	6-6	187	Sr.	Winter Haven, Fla.	7.9	2.8	Season-high 19 points in win vs. Georgia (Jan. 22)
15	Wildens Leveque	6-10	255	Jr.	Brockton, Mass.	8.6	5.7*	Leads team with 63.5 FG percentage (54-of-85)

** indicates team leader*

COMING UP NEXT

> South Carolina has a two-game road swing starting on Saturday at Texas A&M (Jan. 29) and then traveling to Mississippi State (Feb. 1) on Tuesday. Tipoff in College Station is set for 8:30 p.m. (ET) with Paul Sunderland and Daymeon Fishback on site for the SEC Network broadcast.

2021-22 SOUTH CAROLINA BASKETBALL BROADCAST SPOT CHART

0

JAMES REESE V

GR. - G - 6-4 - 170 - EASTOVER, S.C./NORTH TEXAS

	MIN	PTS	REB	AST	FG%	3FG%	FT%
21-22	28.3	9.6	2.9	1.9	38.3	35.6	72.7
Career	24.0	7.9	2.8	1.1	41.0	33.9	85.4

Season Highs: 15 points 5 rebounds 4 assists 4 steals

- Had game-high 15 points at No. 22/23 Tennessee (Jan. 11) ; went 6-for-11 and 3-of-6 from deep
- Led team with 13 points in 72-70 road win at Vanderbilt (Jan. 8)
- Scored 13 points in win vs. Florida State (Dec. 12), all in the second half, including a 10-0 run all by himself, which included a pair of 3-pointers
- Spent freshman season at Buffalo (2017-18), before playing the 2018-19 season at Odessa College, and the 2019-20 and 2020-21 campaigns at North Texas

1

JACOBI WRIGHT

FR. - G - 6-2 - 180 - FORT MILL, S.C./LEGACY EARLY COLLEGE

	MIN	PTS	REB	AST	FG%	3FG%	FT%
21-22	19.8	4.6	1.9	2.3	34.1	27.0	68.4

Season Highs: 11 points 6 rebounds 6 assists 2 steals

- Matched season high with 11 points in blowout win vs. Army (Dec. 22) ; also had four assists & two steals
- Scored 8 points, with a season high six rebounds and team and season high six assists in win vs. Georgetown (Dec. 5)
- First career start, season high 11 points, and two assists at Coastal Carolina (Dec. 1)
- Spent junior and senior seasons at Legacy Early College High School; averaged 16.4 points, 3.6 rebounds, 3.7 assists and 1.2 steals per game as a senior; team captain as a senior

2

CHICO CARTER JR.

JR. - G - 6-3 - 189 - COLUMBIA, S.C./MURRAY STATE

	MIN	PTS	REB	AST	FG%	3FG%	FT%
21-22	11.6	5.6	0.5	0.8	45.2	44.0	82.6
Career	18.8	8.7	1.3	1.8	48.2	42.9	83.7

Season Highs: 21 points 2 rebounds 6 assists 3 steals

- Led team with 12 points off the bench vs. Florida (Jan. 15)
- Had 20 points (3-for-3 3FGs) and matched a career high with three steals in blowout win vs. Army (Dec. 22)
- Scored season high 21 points off the bench at Clemson (Dec. 18) ; was 9-for-10 at the free throw line, both single game career highs for makes and attempts at the charity stripe
- Prior to time at Carolina, earned two letters at Murray State, averaging 9.7 points, 1.6 rebounds and 2.1 assists in 21.3 minutes per game (48 games played)

4

TRE-VAUGHN MINOTT

SO. - F - 6-9 - 170 - MONTREAL, QUEBEC/NBA ACADEMY LATIN AMERICA

	MIN	PTS	REB	BLK	FG%	3FG%	FT%
21-22	7.1	1.8	2.0	0.4	75.0	0.0	25.0
Career	8.0	2.1	2.2	0.4	63.3	0.0	20.0

Season Highs: 8 points 5 rebounds 3 blocks

- Scored career-high eight points after starting in blowout win vs. Army (Dec. 22)
- Had career-high three blocks in start at Clemson (Dec. 18)
- Matched his career high with six points in blowout win vs. Allen (Dec. 14) ; also had five rebounds
- 2-of-3 from the field, 4 points, 3 rebounds in win vs. Georgetown (Dec. 5)
- Saw action in eight games as a freshman in 2020-21, with three starts after joining the team in January
- Averaged 2.5 points and 2.4 rebounds in 9.1 minutes per game during rookie season

5

JERMAINE COUISNARD

R-JR. - G - 6-4 - 211 - EAST CHICAGO, IND./MONTVERDE ACADEMY (FLA.)

	MIN	PTS	REB	AST	FG%	3FG%	FT%
21-22	21.6	9.8	2.6	2.2	40.4	36.4	59.3
Career	25.4	11.0	2.8	3.0	36.6	30.5	63.6

Season Highs: 17 points 7 rebounds 7 assists 3 steals

- Career highs so far this season in FG percentage (40.4%) and 3FG percentage (36.4%)
- Had 15 points (10 in second half) and three steals (team high) in 83-66 win vs. Georgia (Jan. 22)
- Scored nine points (all in second half) to help lead team to 72-70 win at Vanderbilt (Jan. 8)
- Has missed four games due to injury: Coastal Carolina (Dec. 1), Florida State (Dec. 12), Allen (Dec. 14) and Army (Dec. 22)
- 16 points behind a trio of 3s, along with a career high seven rebounds vs. WKU (Nov. 14)

10



ERIK STEVENSON

SR. - G - 6-4 - 209 - LACEY, WASH./WASHINGTON

	MIN	PTS	REB	AST	FG%	3FG%	FT%
21-22	25.6	11.3	4.3	2.5	35.4	29.4	97.1
Career	24.3	9.2	4.1	2.2	35.5	29.3	81.6

Season Highs: 25 points 8 rebounds 6 assists 6 steals 3 blocks

- Scored 20 points (15 in second half) and had four assists in 83-66 win vs. Georgia (Jan. 22)
- Had 10 points vs. Florida (Jan. 15), entering the 1,000-point club with his second bucket of the game
- Matched season high with 25 points vs. No. 9/9 Auburn (Jan. 4) ; was 5-for-8 from deep and also had five rebounds and a team-high four assists
- 25 points, 6 rebounds, 3 aisists, 2 steals; five 3-pointers, in win vs. Wofford (Nov. 23)
- As a junior at Washington, saw action in all 26 games with 23 starts on the year, averaging 9.3 points

12

AJ WILSON

GR. - F - 6-7 - 234 - LAUREL, MD./GEORGE MASON

	MIN	PTS	RBS	BLK	FG%	3FG%	FT%
21-22	16.2	3.6	4.0	0.7	41.2	20.0	63.6
Career	17.9	6.6	4.4	1.8	44.8	28.2	57.7

Season Highs: 9 points 8 rebounds 3 assists 2 steals 2 blocks

- Led team with eight rebounds vs. No. 9/9 Auburn (Jan. 4) ; also had four points and three assists
- Collected six rebounds in win vs. Florida State (Dec. 12)
- Scored a season high 9 points, with 2 blocks in win vs. Georgetown (Dec. 5)
- Made Gamecock debut in win vs. Wofford (Nov. 23), scoring four points with three rebounds
- As a senior, became George Mason's all-time leader in blocked shots (212), and ranked No. 23 nationally with 2.29 blocks per game

14

BRANDON MARTIN

SR. - F - 6-5 - 232 - MIAMI, FLA./USC UPSTATE

	MIN	PTS	REB	AST	FG%	3FG%	FT%
21-22	12.5	2.8	2.7	0.8	47.8	16.7	62.5
Career	13.2	4.7	2.5	0.5	49.8	20.0	60.9

Season Highs: 10 points 11 rebounds 5 assists 2 steals

- Scored seven points and pulled down four rebounds at Arkansas (Jan. 18)
- Had first career double-double with 10 points and 11 rebounds vs. Allen (Dec. 14) ; also had career high five assists
- First start as a Gamecock vs. UAB (Nov. 18), scoring three points, with a team high eight rebounds
- Scored first points as a Gamecock in win vs. WKU (Nov. 14), scoring 7, along with 3 rebounds, 2 assists, 2 steals
- Played three seasons at USC Upstate, averaging 5.3 points and 2.4 rebounds in 56 career games
- Oldest son of Gamecock head coach Frank Martin

15

WILDENS LEVEQUE

JR. - F - 6-10 - 255 - BROCKTON, MASS./GOULD ACADEMY

	MIN	PTS	REB	BLK	FG%	3FG%	FT%
21-22	21.9	8.6	5.7	0.9	63.5	0.0	61.2
Career	15.4	5.1	4.0	0.6	60.9	0.0	57.6

Season Highs: 14 points 11 rebounds 3 blocks 3 steals

- Double figures in five of last seven games ; seven games this season with six or more rebounds
- Had 11 points, seven rebounds and two blocks vs. No. 9/9 Auburn (Jan. 4)
- 6-of-8 from the field en route to 14 points, and two steals in win vs. Georgetown (Dec. 5)
- 13 points, 7 rebounds, one steal and one block in win vs. UAB (Nov. 18); 7-8 at the free throw line
- Scored eight, and pulled down a career best 11 rebounds in win vs. WKU (Nov. 14)
- First career double-double with 12 points, game high 10 rebounds vs. Princeton (Nov. 12); 6-6 FG

23

DEVIN CARTER

FR. - G - 6-3 - 188 - MIAMI, FLA./DORAL ACADEMY

	MIN	PTS	REB	AST	FG%	3FG%	FT%
21-22	17.8	8.8	3.6	1.5	44.0	27.3	63.9

Season Highs: 22 points 8 rebounds 4 assists 3 steals 2 blocks

- Scored 20 points in first career start at Arkansas (Jan. 18) ; also had six rebounds and a pair of steals
- Went 8-for-13 and scored a career-high 22 points with three steals in blowout victory vs. Army (Dec. 22)
- Had team-high 16 points, team high 7 rebounds and a steal in win vs. Florida State (Dec. 12) ; was named SEC Freshman of the Week for performance in the victory
- 12 points, 3 assists, 4 rebounds; clinched game at free throw line in win vs. UAB (Nov. 18) , going 4-of-4 at the line in final five seconds

24

KEYSHAWN BRYANT

SR. - F - 6-6 - 187 - WINTER HAVEN, FLA/WINTER HAVEN

	MIN	PTS	REB	BLK	FG%	3FG%	FT%
21-22	17.4	7.9	2.8	1.1	38.8	26.3	62.1
Career	22.9	10.0	4.2	0.8	45.6	19.6	62.2

Season Highs: 19 points 5 rebounds 2 assists 2 steals 3 blocks

- Had season-high 19 points (14 in second half) in 83-66 win vs. Georgia (Jan. 22)
- Scored the game-winning basket in the win over Florida State (Dec. 12)
- 11 points, team high 8 rebounds and two blocks in win vs. Georgetown (Dec. 5)
- 17 points, 5 rebounds, 2 assists, 2 steals, 3 blocks in season debut vs. Rider (Nov. 28)
- Carolina's top returning scorer (14.4 ppg) and rebounder (5.4 rpg)
- Named to the SEC Coaches Preseason All-SEC Second Team

33

JOSH GRAY

SO. - F - 7-0 - 255 - BROOKLYN, N.Y./LSU

	MIN	PTS	REB	BLK	FG%	3FG%	FT%
21-22	13.4	3.4	4.1	0.6	52.2	0.0	45.5
Career	9.7	2.4	3.0	0.4	51.9	0.0	41.4

Season Highs: 9 points 11 rebounds 2 assists 2 steals 3 blocks

- Scored eight points and pulled down career-high 11 rebounds at Arkansas (Jan. 18)
- Had seven points and five rebounds in just nine minutes of action in victory vs. Army (Dec. 22)
- 3-of-3 from the field, and scored 9 points with 4 rebounds in win vs. Georgetown (Dec. 5)
- Blocked a season high three shots in home win vs. Rider (Nov. 28)
- 8 points, 8 rebounds, two assists and a steal in 25 minutes of action vs. USC Upstate (Nov. 9)
- Played freshman season at LSU where he averaged 0.8 points and 1.2 rebounds in 10 games played

55

TA'QUAN WOODLEY

FR. - F - 6-8 - 280 - CAMDEN, N.J./CAMDEN

	MIN	PTS	REB	BLK	FG%	3FG%	FT%
21-22	12.6	2.5	3.2	0.8	58.6	0.0	46.2

Season Highs: 8 points 5 rebounds 3 blocks 2 steals 2 assists

- Pulled down five rebounds and led team with career-high three blocks in 83-66 win vs. Georgia (Jan. 22)
- Matched season high with five rebounds vs. Florida (Jan. 15)
- Scored six points, and pulled in three rebounds in win vs. Wofford (Nov. 23)
- 8 points, 5 rebounds in college debut vs. USC Upstate (Nov. 9)
- Played freshman season of high school basketball at Neumann-Goretti in Philadelphia, before finishing prep career at Camden (N.J.) High School

13

MIKE GREEN
JR. - G - 6-2 - 190
MYRTLE BEACH, S.C.

- Had career-high 11 points in blowout win vs. Allen (Dec. 15)

21

JA'VON BENSON
SO. - F - 6-7 - 250
COLUMBIA, S.C.

- Had career-high 8 points in blowout win vs. Allen (Dec. 15)

44

FORD COOPER JR.
JR. - G - 6-3 - 202
CHARLOTTE, N.C.

- Scored first career points at Carolina in blowout win vs. Allen (Dec. 14)

- projected starters shaded in gray
- projected starters based on previous game

STAT COMPARISON

	SC	VANDY	NCAA Rank
Record	11-7	10-8	131/165
Conference Record	2-4	2-4	-
Current Streak	W1	L2	-
Scoring Avg.	71.8	68.1	178/265
Opponent Scoring Avg.	67.9	63.7	150/50
Scoring Margin	+3.9	+4.3	169/154
Field Goal %	42.9	40.6	245/313
Opponent Field Goal %	39.6	41.1	30/88
3-Point Field Goal %	32.0	30.6	260/307
Opponent 3-Point Field Goal %	31.1	30.0	83/45
3-Point Field Goals Made PG	6.9	8.0	226/131
3-Point Field Goal Attempts PG	21.7	26.2	%
Free Throw %	64.8	69.8	331/213
Opponent Free Throw %	68.7	73.1	-
Rebounding Avg.	39.7	34.8	32/228
Opponent Rebounding Avg.	35.6	35.4	-
Rebounding Margin	+4.1	-0.6	85/237
Turnovers Avg.	15.7	12.9	336/172
Opponent Turnover Avg.	15.9	15.8	38/44
Assists Avg.	13.4	10.8	165/315
Blocks Avg.	5.1	3.1	31/182
Steals Avg.	8.1	7.7	61/85

% indicates total attempts

NCAA stats games through Jan. 23

NOTABLE NUMBERS

1,029

> Senior guard Erik Stevenson entered the 1,000 career point club in the team's home game vs. Florida (Jan. 15). He has a team-high 203 so far in 2021-22, he had 241 last season at Washington and he had 585 combined in his two seasons at Wichita State (1,029 career points).

7

> Graduate transfer James Reese V has seven games this season where he's made three or more 3-point field goals. He leads the team with 32 makes from deep and is shooting a career-best 38.6 percent (32-of-83) from long range.

10-0

> South Carolina is 10-0 this season when out-shooting its opponent from the field. The team is 4-0 when shooting greater than 50 percent from the floor.

11

> All 11 players who played in the team's road win at Vanderbilt (Jan. 8) scored and had a rebound. Eight players scored five or more points, six players grabbed three or more rebounds, eight players recorded a steal and six players tallied an assist.

A SOUTH CAROLINA WIN WOULD ...

- Be the team's fifth-straight at home vs. Vanderbilt dating back to 2014
- Be the first season sweep of Vanderbilt under head coach Frank Martin
- Be the second-straight victory in league play for the Gamecocks
- Improve the team's record at home to 9-2 during the 2021-22 season

INTERVIEW POLICIES

All interview requests must be made in advance to Assistant AD Emily Miles in the South Carolina Athletics Communications and Public Relations Office. Beginning with the start of practice in October, Miles will release a weekly coach and student-athlete availability schedule to media.

Post-Game Interview Policy: After each home game, the South Carolina student-athletes will address the media first, then head coach Frank Martin. Visiting team press conferences will be conducted via Zoom, as a general rule. Each team will provide a link to its own press conference. There may be exceptions in which the visiting head coach will come to the media room for an in-person press conference. (Depending on deadline, this may be altered on a game-by-game basis).

Road Interview Policy: Interviews with Coach Martin and Gamecock student-athletes while on the road will be scheduled according to the home/event post-game media procedure (non-conference play). During SEC play, postgame will be via Zoom.

All interviews are to be coordinated through the Communications and Public Relations Office. This allows the staff to arrange the interview when it best suits the student-athlete's and the reporter's schedules. Please contact the Communications and Public Relations Office in advance to make your interview requests. Media are not permitted to contact student-athletes on their own at any time.

All interviews will take place at the designated media interview site for that day as listed in the weekly availability schedule.

Dormitory, apartment and cell phone numbers for student-athletes will not be provided to the media. Should you need to conduct a telephone interview with a student-athlete, a call will be placed to you from the student-athlete at a mutually agreeable time.

SOUTH CAROLINA MEDIA RELATIONS

Michael DeBates, primary contact
Associate Director
cell: 712-348-5863
e-mail: mdebates@mailbox.sc.edu
Twitter: @mdebates
Website: www.GamecocksOnline.com
Facebook: www.Facebook.com/GamecockMBB
Twitter: @GamecockMBB
Instagram: @GamecockMBB

team shot 33.9 percent marking the third-straight contest shooting below 35 percent ; true freshman Devin Carter was a bright spot with 20 points in his first career start

> Carolina fell at home in the team's last game at CLA, 71-63, to Florida (Jan. 15) ; the Gamecocks had another tough day shooting the ball, finishing the game 26-of-75 (34.7 percent) ; Carolina had just nine turnovers (season low against NCAA D1 competition) and pulled down 21 offensive rebounds in the game (season high against NCAA D1 competition)

> The Gamecocks had a tough second half on the road at No. 22/23 Tennessee on Tuesday (Jan. 11), falling 66-46 after trailing by only six at halftime ; outside of James Reese V (15 points, 6-of-11 FG), Carolina struggled shooting the ball (17-for-49, 34.7 percent) ; the team also was plagued by 23 turnovers

> South Carolina bounced back with a big road win, 72-70 at Vanderbilt (Jan. 8) ; it was a balanced effort for the Gamecocks as all 11 players who saw action in the game scored and had a rebound ; the team shot 54.9 percent (28-for-51), the highest percentage under head coach Frank Martin on the road in league play (second highest in SEC play under Martin only trailing 57.7% vs. Arkansas on 1/26/13) ; Carolina improved to 4-0 when shooting 50 percent or higher this season with the win ; James Reese V limited the SEC's leading scorer, Scotty Pippen Jr., to just 4-of-11 shooting while forcing seven turnovers

> The Gamecocks fell at home, 81-66, to No. 9 Auburn in the team's first league game earlier this week (Jan. 4) ; Carolina trailed by as many as 21 and rallied late to pull within eight but fell short ; Erik Stevenson matched his season high with 25 points ; he was 5-for-8 from downtown while also pulling down five rebounds and leading the team with four assists

> South Carolina bounced back with a 105-75 win over Army on Dec. 22 ; the team eclipsed the century mark for the second time this season (first time to score 100+ on multiple occasions since 1995-96) ; the Carters (Devin and Chico) combined for 42 points as the team shot 58.6 percent from the floor (41-of-70) ; the team's 61 points in the first half marked the team's first time scoring 60+ in a half since tallying 65 in the Second Round of the 2017 NCAA Tournament vs. Duke in Greenville, S.C.

> The Gamecocks fell on the road at in-state rival Clemson, 70-56, on Dec. 18 ; Carolina limited the Tigers to just 33.3 percent shooting, but also struggled offensively with a 32.7 percent shooting clip (second lowest of season) and a season-low four assists ; Chico Carter Jr. led the team with a season-high 21 points (2-for-4 3FGs, 9-for-10 FTs)

> South Carolina scored the most points in the Frank Martin era and its most points in a game since 1995 (won 112-61 vs. The Citadel on 12/21/95) in a 110-51 victory vs. Allen (Dec. 14) ; the 15 players suited up for Carolina each scored in the game ; Brandon Martin had his first career double-double with 10 points and 11 rebounds - he also had a career-high five assists ; the Gamecocks dished out 31 assists total, the second best mark in program history (school record is 33 in win over Georgia Southern in 1976).

> Rookie guard Devin Carter matched his career high with 16 points, and he pulled down a team best seven rebounds, while graduate student guard James Reese V scored 13 - all in the second half - as South Carolina overcame a 16-point first-half deficit to post a 66-65 win over Florida State on Dec. 12 at the No Room For Racism Classic in Rock Hill.

> Following his standout performance in the win over FSU, Devin Carter earned his first-career SEC Freshman of the Week award on Monday, Dec. 13

> Carolina posted a convincing 80-67 win over Georgetown at Colonial Life Arena Dec. 5 in non-conference action. The Hoyas never led in the contest, and the Gamecock defense held Georgetown to just 32.9 percent (23-70) from the floor.

> The Gamecocks fell 80-56 in their first true road contest of the season at Coastal Carolina on Dec. 1. CCU led for the majority of the first half, before the Gamecocks pulled to within one at halftime, how-

CAROLINA BENCH PRODUCTION

GAME	SC-OPP	DIFF.	SC HIGH BENCH SCORER
USC Upstate	24-24	-	Woodley, 8
vs. Princeton	12-19	-7	D. Carter, 6
vs. WKU	26-5	+21	D. Carter, 16
UAB	14-22	-8	D. Carter, 12
Wofford	21-15	+6	D. Carter, 7
Rider	29-11	+18	Bryant, 17
at Coastal Carolina	19-11	+8	C. Carter, 7
Georgetown	32-13	+19	Bryant, 11
vs. Florida State	36-16	+20	D. Carter, 16
Allen	77-11	+66	D. Carter, 12
at Clemson	31-14	+17	C. Carter, 21
Army	45-26	+19	D. Carter, 22
SC State	-	-	-
Auburn	11-40	-29	Couisnard, 9
at Vandy	30-11	+19	Couisnard, 9
at Tennessee	25-17	+8	Wright, 7
Florida	29-27	+2	C. Carter, 12
at Arkansas	20-9	+11	Gray, 8
Georgia	29-28	+1	Couisnard, 15
Vandy			
at TAMU			
at Miss. State			
Tennessee			
Kentucky			
at Georgia			
at Ole Miss			
LSU			
Miss. State			
at Alabama			
Missouri			
at Auburn			

CAROLINA SPECIALTY STATS

(PP) points in paint; (OT) points off turnovers; (2nd) second chance points; (FB) fast break points

(South Carolina-Opponent)

GAME	PP	OT	2ND	FB
USC Upstate	42-20	20-15	16-5	13-9
vs. Princeton	28-14	22-15	15-8	4-0
vs. WKU	34-28	23-23	11-5	20-20
UAB	24-26	13-21	10-10	8-4
Wofford	20-18	22-16	11-11	10-7
Rider	20-20	12-9	11-10	9-15
at Coastal Carolina	18-32	11-12	19-16	0-25
Georgetown	42-30	14-12	21-11	10-6
vs. Florida State	38-20	19-23	16-15	2-6
Allen	60-14	23-5	23-4	24-9
at Clemson	20-32	16-21	6-16	4-7
Army	56-35	29-9	23-4	24-19
SC State	-	-	-	-
Auburn	24-36	19-26	19-7	10-11
at Vandy	34-20	24-18	10-7	16-9
at Tennessee	16-28	13-21	6-9	10-9
Florida	20-34	19-10	13-16	13-10
at Arkansas	22-42	10-19	12-18	10-7
Georgia	30-26	16-8	6-0	29-10
Vandy				
at TAMU				
at Miss. State				
Tennessee				
Kentucky				
at Georgia				
at Ole Miss				
LSU				
Miss. State				
at Alabama				
Missouri				
at Auburn				
SC Total	**532**	**325**	**226**	**216**
SC Average	**29.6**	**18.1**	**12.9**	**12.0**
Opp Total	475	275	140	183
Opp Average	26.4	15.7	7.8	10.2

SOUTHEASTERN CONFERENCE STANDINGS

As of Jan. 23, 2022

Team	Conference	Overall
Auburn	7-0	18-1
Kentucky	5-2	15-4
Texas A&M	4-2	15-4
Mississippi State	4-2	13-5
Arkansas	4-3	14-5
Tennessee	4-3	13-5
Alabama	4-3	13-6
LSU	3-4	15-4
Florida	3-4	12-7
South Carolina	**2-4**	**11-7**
Vanderbilt	**2-4**	**10-8**
Missouri	2-4	8-10
Ole Miss	2-5	10-9
Georgia	0-6	5-14

SCORES AND SCHEDULE IN THE SEC

Saturday, January 22
*at Florida 61, Vanderbilt 42
*at #2 Auburn 80, #12 Kentucky 71
***at South Carolina 83, Georgia 66**
*at Mississippi State 78, Ole Miss 60
*at Alabama 86, Missouri 76
*at #24 Tennessee 64, #13 LSU 50
* at Arkansas 76, Texas A&M 73 ot

Monday, January 24
*Ole Miss 70, Florida 54

Tuesday, January 25
*Alabama at Georgia SEC Network 6:30 pm
*#1 Auburn at Missouri SEC Network 8:30 pm
*Mississippi State at #12 Kentucky ESPN 9:00 pm

Wednesday, January 26
*Florida at #18 Tennessee ESPN2 6:00 pm
*Arkansas at Ole Miss SEC Network 7:00 pm
***Vanderbilt at South Carolina ESPNU 7:00 pm**
*Texas A&M at #19 LSU SEC Network 9:00 pm

Saturday, January 29
Big 12/SEC Challenge
#19 LSU at TCU ESPN2 12:00 pm
West Virginia at Arkansas ESPN2 2:00 pm
Oklahoma at #1 Auburn ESPN 2:00 pm
Missouri at #23 Iowa State ESPNU 2:00 pm
#4 Baylor at Alabama ESPN 4:00 pm
Oklahoma State at Florida ESPN2 4:00 pm
Kansas State at Ole Miss ESPNU 4:00 pm
#12 Kentucky at #5 Kansas ESPN 6:00 pm
Mississippi State at #13 Texas Tech ESPN2 6:00 pm
#18 Tennessee at Texas ESPN 8:00 pm
*Georgia at Vanderbilt SEC Network 6:00 pm
***South Carolina at Texas A&M SEC Network 8:30 pm**

Tuesday, February 1
***South Carolina at Mississippi State ESPNU 7:00 pm**
*Texas A&M at Tennessee SEC Network 7:00 pm
*Alabama at Auburn ESPN/2 9:00 pm
*Ole Miss at LSU SEC Network 9:00 pm

ASSOCIATED PRESS TOP 25

Jan. 24, 2022

RK	TEAM	REC	PTS	TREND
1	Auburn (45)	18-1	1504	↑1
2	Gonzaga (15)	15-2	1475	↓1
3	Arizona (1)	16-1	1381	-
4	Baylor	17-2	1335	↑1
5	Kansas	16-2	1281	↑2
6	Purdue	16-3	1119	↓2
7	Houston	17-2	1116	↑3
	UCLA	13-2	1116	↑2
9	Duke	15-3	1017	↓3
10	Michigan State	15-3	979	↑4
11	Wisconsin	15-3	894	↓3
12	Kentucky	15-4	822	-
13	Texas Tech	15-4	766	↑5
14	Villanova	14-5	713	↓3
15	USC	16-2	711	↑1
16	Ohio State	12-4	584	↑3
17	Providence	16-2	542	↑4
18	Tennessee	13-5	419	↑6
19	LSU	15-4	399	↓6
20	UConn	13-4	284	↑5
21	Xavier	14-4	269	↓1
22	Marquette	14-6	177	↑4
23	Iowa State	14-5	167	↓8
24	Illinois	13-5	155	↓7
25	Davidson	16-2	132	↑1

Others receiving votes: BYU 120, Alabama 77, Texas 61, Colorado State 57, Florida State 50, Loyola Chicago 21, Oregon 19, Wake Fores 12, Murray State 10, Indiana 10, Iowa 8, TCU 6, Miami 4, Saint Mary's 3, Boise State 3, Florida 3, Wyoming 2, Seton Hall 1, Iona 1

Dropped from rankings: Loyola Chicago 22, Texas 23

COACHES POLL TOP 25

Jan. 24, 2022

RK	TEAM	REC	PTS	TREND
1	Gonzaga (18)	15-2	784	-
2	Auburn (13)	18-1	777	-
3	Arizona (1)	16-1	724	-
4	Baylor	17-2	690	↑2
5	Kansas	16-2	667	↑2
6	Purdue	16-3	589	↓2
7	Duke	15-3	567	↓2
8	UCLA	13-2	551	↑1
9	Houston	17-2	538	↑1
10	Michigan State	15-3	501	↑3
11	Wisconsin	15-3	466	↓3
12	Villanova	14-5	423	↓1
13	Kentucky	15-4	400	↓1
14	Texas Tech	15-4	396	↑5
15	USC	16-2	333	-
16	Ohio State	12-4	311	↑2
17	Providence	16-2	293	↑4
18	LSU	15-4	171	↓2
19	UConn	13-4	165	↑6
20	Tennessee	13-5	154	↑5
21	Illinois	13-5	139	↓4
22	Colorado State	15-1	126	↑1
23	Xavier	14-4	107	↓3
24	Iowa State	14-5	99	↓10
25	Texas	14-5	73	↓3

Others receiving votes: Alabama 53, Marquette 44, BYU 36, Seton Hall 32, Davidson 30, Miami 22, Loyola Chicago 21, Oregon 18, Florida State 18, Indiana 17, Boise State 14, Texas A&M 12, TCU 10, Wake Forest 9, Iowa 8, Murray State 5, San Francisco 3, Saint Mary's 2, Wyoming 1, UAB 1

Dropped from rankings: Loyola Chicago 24

SERIES BREAKDOWN

> South Carolina is seeking its fifth straight win at Colonial Life Arena over Vanderbilt dating back to 2014
> The Gamecocks' average margin of victory in the team's four-straight home wins over Vandy is 11.8
> The Commodores last victory at CLA was a 58-51 win on Jan. 19, 2013 in head coach Frank Martin's first season
> Carolina's 26-point, 90-64 win on Jan. 25, 2020 was its largest ever in the series

VS. VANDERBILT (32-30, COMMODORES LEAD)

H: 16-12 ; A: 12-19 ; N: 2-1

F. 13, 2014	H	65-59	W	
F. 7, 2015	A	50-65		L
J. 9, 2016	H	69-65	W	
F. 18, 2017	A	62-71		L
J. 6, 2018	H	71-60	W	
J. 16, 2019	A	74-71	W	
J. 25, 2020	H	90-64	W	
M. 7, 2020	A	74-83		L
J. 30, 2021	A	81-93		L
J. 8, 2022	A	72-70	W	

HONORS COURT

> KEYSHAWN BRYANT
- Preseason All-SEC Second Team (coaches)

> JERMAINE COUISNARD
- Asheville Championship All-Tournament Team

> DEVIN CARTER
- SEC Freshman of the Week - Dec. 13

FRANK MARTIN HONORS

2016-17, Recipient
Jim Phelan National Coach of the Year
CollegeInsider.com

2015-16, Recipient
Jim Phelan Award Mid-Season Honors
CollegeInsider.com

2009-10, Finalist
National Coach of the Year
Associated Press
Naismith Trophy Coach of the Year
Atlanta Tipoff Club

2009-10, Finalist
Jim Phelan National Coach of the Year
CollegeInsider.com

2009-10 District Coach of the Year
National Association of Basketball Coaches
U.S. Basketball Writers Association

2009-10 Big 12 Coach of the Year
League Coaches, Associated Press, The Sporting News, Kansas City Star

2007-08 Big 12 Coach the Year
CollegeInsider.com

NOTABLE NUMBERS

15.9

> South Carolina ranks 38th nationally, forcing 15.9 opponent turnovers per contest. That mark is fifth in the SEC. Arkansas (Jan. 18) is the only Carolina opponent this season that did not commit at least 14 turnovers in a game.

84 3s

> James Reese V (32), Erik Stevenson (32) and Jermaine Couisnard (20) have combined to knock down 84 3s so far during the 2021-22 season, accounting for 67.2 percent of the team's makes (125-for-391) from behind the arc.

#10

> Erik Stevenson leads the Gamecocks in points (11.3), assists (2.6) and steals (1.3) per game this season. He has three 20-point games and has nine games with three or more assists. Stevenson has had at least one steal in 14 of the team's 18 games played.

ever, the Chanticleers out-scored Carolina 44-21 in the second half to capture the non-conference win.
> The Gamecocks trailed for the majority of their contest with Rider at Colonial Life Arena on Nov. 28, but a 3-pointer from senior forward Keyshawn Bryant tied the contest at 36-all with 12:30 to go, and Carolina was able to maintain its lead the remainder of the game to close the 65-58 non-conference win.
> Carolina captured a big win over visiting Wofford on Nov. 23 at Colonial Life Arena, posting an 85-74 victory over the Terriers. Senior guard Erik Stevenson had his best performance this season, hitting nine field goals, including five 3-pointers, en route to a 25-point performance. His six rebounds were also a team best.
> Rookie guard Devin Carter was clutch at the free throw line, hitting all four of his attempts in the final five seconds of play to clinch a 66-63 Gamecock win over visiting UAB at Colonial Life Arena on Nov. 18. The Blazers, who are the preseason pick to win C-USA this season, battled back from a 16-point deficit to make it a one-point game with a minute remaining in the matchup, but Carter sank all four of his attempts late in the contest to secure the Carolina win.
> Following its first loss of the season, Carolina rebounded with a 75-64 victory over Western Kentucky on Nov. 14 in its final contest at the inaugural Asheville Championship. Junior guard Jermaine Couisnard and rookie guard Devin Carter led Carolina with 16 points each, and graduate student guard James Reese V tallied a season high 14 points behind four makes from 3-point range.
> The Gamecocks suffered their first loss of the season on Nov. 12, falling 66-62 to Princeton. Carolina struggled from the field, hitting just 36.2 percent overall, and just 15.4 percent (4-26) from 3-point range. Princeton made 11 3-pointers in the win.
> Junior forward Wildens Leveque posted the first double-double of his career with a dominant 12-point, 10-rebound performance vs. Princeton on Nov. 12. Leveque, who was 6-of-6 from the field, played 32 minutes of action, including 18:52 of the second half. Four of his rebounds were on the offensive end.
> The Gamecocks improved to 84-30 all-time in season openers when they posted a 78-60 victory over USC Upstate in the 2021-22 opener on Nov. 9 at Colonial Life Arena. Junior guard Jermaine Couisnard and junior forward Wildens Leveque led the Gamecocks with 14 points each, while Couisnard dished out a game high seven assists in the win.
> Head coach Frank Martin is in his 10th season leading the Gamecocks. He is assisted by associate head coach Chuck Martin (fifth season), assistant coaches Will Bailey (second season) and Brian Steele (first season), and the director of operations is Andy Assaley (10th season).
> South Carolina posted a 101-76 exhibition win vs. Benedict on Nov. 4. James Reese V led all scorers with 21 in the contest.
> The 2021-22 campaign is the 20th season of basketball at Colonial Life Arena. The facility opened just prior to the 2002-03 campaign.
> South Carolina returns three of its top five scorers from a season ago, including senior forward Keyshawn Bryant (14.4 ppg), junior guard Jermaine Couisnard (10.1 ppg) and junior forward Wildens Leveque (6.1 ppg).
> The Gamecocks welcome nine newcomers to the team this season, including a trio of freshmen in Devin Carter, Ta'Quan Woodley and Jacobi Wright. Six transfers are also set for their first season at Carolina in Chico Carter Jr. (Murray State), Josh Gray (LSU), Brandon Martin (USC Upstate), James Reese V (North Texas), Erik Stevenson (Washington) and AJ Wilson (George Mason).

SCOUTING VANDERBILT

> Scotty Pippen Jr. is second in the SEC (62nd nationally) in scoring averaging 18.1 points per game. He leads the league in free throws made (89) and free throws attempted (124), ranking in the top-15 nationally in both categories.
> Jordan Wright is the lone other player to average double figures for Vanderbilt at 12.2 points per game. He's also tied for the team lead with 108 rebounds (6.0 per game average).
> Myles Stute is the team's top 3-point shooter, averaging 39.3 percent (35-of-89) from behind the arc. The team's eight makes from 3 per game are fourth in the SEC.
> The Commodores are 4-2 on the road this season and both their wins in league play came on the road at Arkansas (75-74 on Jan. 4) and at Georgia (73-66 on Jan. 15).
> Vanderbilt allows just 63.7 points per game, the fifth-best (50th nationally) scoring defense in the SEC.

DID YOU KNOW?

> First-year assistant coach Brian Steele is one of 28 assistants nationally who are 30 or younger. Steele just turned 28 on Nov. 10. A three-year letterwinner for the Gamecocks on the hardwood (2012-15), Steele saw action in 50 career games in the Garnet and Black, with four starts. After knee injuries dotted his first three seasons on the court, Steele opted to serve as a student assistant coach during the 2015-16 campaign. He did the same during the historic 2016-17 season that saw Carolina reach the Final Four, and then was a graduate assistant manager the following year.

BY THE NUMBERS

3,018 - South Carolina's six incoming transfer student-athletes combined to score 3,018 points during their college careers prior to joining the Gamecocks, led by Erik Stevenson's 826 career points.
212 - AJ Wilson saw action in 114 games during his career at George Mason. As a junior, Wilson set GMU's all-time record for blocks in a single season with 92, and he concluded his career as the school's all-time record holder in the category with 212 blocks.
87.3% - James Reese V entered action this season having hit 62 of his 71 career attempts at the foul line, 87.3 percent. Reese was 15-of-16 (93.8%) at the line as a freshman at Buffalo, 23-of-24 (95.8%) as a junior at North

KEY STAT

The Gamecocks are 67-7 (.905) when scoring 80 or more points under the direction of head coach Frank Martin since 2012-13.

GAMECOCKS INK TWO ON SIGNING DAY

> South Carolina head coach Frank Martin and his staff signed two future Gamecocks to National Letters of Intent on signing day, Nov. 10.

Martin on Davis:
"Zach is an unbelievable young man, who loves South Carolina, loves the University and he is so excited to be a part of our program. He's a 6'8 combo guard who plays pass first, and who can impact the game in so many different ways. Zach has been taught the game and how to play it the right way, by his father, who is also his high school coach. We're extremely excited about adding the size and length at the guard spot that he will bring to our team, for both offensive and defensive purposes. Zach has the ability to become a great, great player."

Martin on Hankins-Sanford:
"Daniel is our first recruit from the Charlotte area since I've been at South Carolina. He is the kind of player, that, when I watch guys play, attracts my eyes right away because of his competitiveness, his aggression and the passion that he plays with. He is a multi-talented 6'6 physical guard, who has grown tremendously over the last three years in his understanding of how to play basketball. Daniel was his conference's player of the year last year as a junior, and he is beloved by his teammates and classmates at Chambers. He will add that Gamecock toughness that we have built our program on, and he is excited to be a part of our program here at South Carolina."

Texas, and he was 24-of-31 (77.4%) at the free throw line for the Mean Green last season.

63.5% - Wildens Leveque is 54-for-85 from the field so far during the 2021-22 season, good for nearly 65 percent.

97.1% - Erik Stevenson is a perfect 33-for-34 at the FT-line so far this season. He had a streak of 34-straight makes at the foul line dating back to last season that was recently snapped in the team's win vs. Georgia (Jan. 22).

:52 - Junior guard Jermaine Couisnard almost gave the Gamecocks the winning edge vs. Princeton on Nov. 12, as the East Chicago, Ind., native hit a trio of 3s in the final 52 seconds of play to twice pull the Gamecocks to within three of the Tigers.

12/10 - Junior forward Wildens Leveque posted the first double-double of his career with 12 points, and a game high 10 rebounds vs. Princeton (Nov. 12). Leveque was 6-of-6 from the floor, including a pair of highlight reel dunks in the matchup.

8-for-8 - Rookie guard Devin Carter was a perfect 8-of-8 from the free throw line in the win vs. WKU (Nov. 14). He had 16 points, dished out a team high four assists and also had eight rebounds.

16 - Carter's 16 points against the Hilltoppers and his 16 points in the comeback win vs. Florida State (Dec. 12) were season highs at the time.

32 & 45 & 41 - Carolina made 32 field goals against Georgetown (Dec. 5), then a season high, and followed that up with 45 made shots vs. Allen (Dec. 14), the most ever in the Frank Martin era. The team then made 41 shots vs. Army (Dec. 22), the second most in the Martin era.

20 - The Gamecocks dished out 20 assists in the win over the Hoyas, the most since posting 20 in a road win at Georgia last season (Feb. 27, 2021).

31 & 59 - Carolina had 31 assists in the win over the Yellow Jackets on Dec. 14, the most in the Frank Martin era and second most in program history. The team also had 59 rebounds, which was the most in the Martin era by six.

10/11 - Senior forward Brandon Martin had his first career double-double in the blowout win vs. Allen ; he had 10 points, 11 rebounds and a career high five assists.

110 - Carolina's 110 points vs. Allen were its most since 1995.

15 - 15 different Gamecocks scored in the Allen win, including five players in double figures: D. Carter (12), Leveque (12), Green (11), Bryant (10) and Martin (10).

105 - Carolina scored 105 points in a 30-point rout vs. Army (Dec. 22), marking the first time since 1995-96 the team has scored 100 or more on multiple occasions.

22 - Devin Carter scored a career-high 22 points on 8-of-13 shooting vs. the Black Knights.

9 - South Carolina has held nine opponents below 40 percent shooting this season.

54.9% - South Carolina shot 54.9 percent (28-for-51) from the floor in its win at Vanderbilt (Jan. 8). That marks the highest FG percentage in league play on the road under head coach Frank Martin. It's the second highest FG percentage under Martin in SEC play behind only 57.7 percent in a 75-54 win over Arkansas on Jan. 26, 2013 - his first season in Columbia.

11 - All 11 players scored and had a rebound for South Carolina in the team's win against the Commordoes. Six different players recorded an assist, eight different players tallied a steal and five different players recorded a block in the team victory.

24-0 - The Gamecocks used a 24-0 second half run in the team's comeback victory over Georgia (Jan. 22). The team ended the game on a 30-6 run the final 10 minutes after trailing by double-digits with just over 14 minutes to play.

39 of 47 - Erik Stevenson (15), Keyshawn Bryant (14) and Jermaine Couisnard (10) scored 39 of the team's 47 points in the second half of the 83-66 victory over the Bulldogs (Jan. 22).

39.6% - South Carolina has limited opponents to just 39.6 percent shooting this season, the 30th best FG percentage defense in the country (3rd in SEC).

13.6 - Carolina is averaging 13.6 offensive rebounds per game this season, which is second in the SEC and is 12th nationally. The team had a season high (against NCAA D1 competition) 21 offensive boards vs. Florida (Jan. 15).

8-0 - The Gamecocks are undefeated when scoring 70 or more points this season.

10-0 - South Carolina is 10-0 this season when out-shooting its opponent from the field. The team is 4-0 when shooting greater than 50 percent from the floor.

FATHER AND SON DUOS

> South Carolina head coach Frank Martin, and his son, senior forward Brandon Martin, are one of 23 father-son coach-player duos in Division I this season. See below for the full list (school: head coach, son):

Boise State: Leon Rice, Max Rice
UConn: Dan Hurley, Andrew Hurley
Detroit Mercy: Mike Davis, Antoine Davis
Illinois-Chicago: Luke Yaklich, Griffin Yaklich
Iowa: Fran McCaffery, Connor/Patrick McCaffery
Liberty: Ritchie McKay, Gabriel McKay
Memphis: Penny Hardaway, Jayden Hardaway
Michigan: Juwan Howard, Jace Howard
Michigan State: Tom Izzo, Steven Izzo
Milwaukee: Pat Baldwin, Patrick Baldwin Jr.
Miss. Valley State: Lindsey Hunter, Caleb Hunter
Nebraska: Fred Hoiberg, Sam Hoiberg
Oklahoma: Porter Moser, Jacob Moser
South Carolina: Frank Martin, Brandon Martin
South Carolina State: Antonio Madlock, Antonio Madlock Jr.
USC Upstate: Dave Dickerson, Dave Dickerson III
Southern: Sean Woods, DeSean Woods
Syracuse: Jim Boeheim, Buddy/Jimmy Boeheim
Texas Southern: Johnny Jones, John Jones
Utah State: Ryan Odom, Connor Odom
Western Illinois: Rob Jeter, III Rob Jeter IV
WKU: Rick Stansbury, Noah Stansbury
Wright State: Scott Nagy, TJ Nagy

2021-22 SOUTH CAROLINA MEN'S BASKETBALL ROSTER

ROSTER BREAKDOWN

Returning Letterwinners (7)
Ja'Von Benson
Keyshawn Bryant
Ford Cooper Jr.
Jermaine Couisnard
Mike Green
Wildens Leveque
Tre-Vaughn Minott

Guards (8)
Chico Carter Jr.
Devin Carter
Ford Cooper Jr.
Jermaine Couisnard
Mike Green
James Reese V
Erik Stevenson
Jacobi Wright

Forwards/Centers (8)
Ja'Von Benson
Keyshawn Bryant
Josh Gray
Wildens Leveque
Brandon Martin
Tre-Vaughn Minott
AJ Wilson
Ta'Quan Woodley

By Height
Mike Green (6-2)
Jacobi Wright (6-2)
Chico Carter Jr. (6-3)
Devin Carter (6-3)
Ford Cooper Jr. (6-3)
Jermaine Couisnard (6-4)
James Reese V (6-4)
Erik Stevenson (6-4)
Brandon Martin (6-5)
Keyshawn Bryant (6-6)
Ja'Von Benson (6-7)
AJ Wilson (6-7)
Ta'Quan Woodley (6-8)
Tre-Vaughn Minott (6-9)
Wildens Leveque (6-10)
Josh Gray (7-0)

Alphabetical Roster

No.	Name	Pos.	Ht.	Wt.	Cl.	Exp.	Hometown/Last School
21	Ja'Von Benson	F	6-7	250	SO	1VL	Columbia, S.C./Ridge View
24	Keyshawn Bryant	F	6-6	187	SR	3VL	Winter Haven, Fla./Winter Haven
2	Chico Carter Jr.	G	6-3	189	JR	2VL	Columbia, S.C./Murray State
23	Devin Carter	G	6-3	188	FR	HS	Miami, Fla./Brewster Academy
44	Ford Cooper Jr.	G	6-3	202	JR	2VL	Charlotte, N.C./Missouri State
5	Jermaine Couisnard	G	6-4	211	JR	2VL	East Chicago, Ind./Montverde Academy
33	Josh Gray	F	7-0	255	SO	1VL	Brooklyn, N.Y./LSU
13	Mike Green	G	6-2	190	JR	2VL	Myrtle Beach, S.C./Christian Academy of Myrtle Beach
15	Wildens Leveque	F	6-10	255	JR	2VL	Brockton, Mass./Gould Academy
14	Brandon Martin	F	6-5	232	SR	3VL	Miami, Fla./USC Upstate
4	Tre-Vaughn Minott	C	6-9	270	SO	1VL	Montreal, Quebec/NBA Academy Latin America (Mexico City)
0	James Reese V	G	6-4	170	GR	4VL	Eastover, S.C./North Texas
10	Erik Stevenson	G	6-4	209	SR	3VL	Lacey, Wash./Washington
12	AJ Wilson	F	6-7	234	GR	4VL	Laurel, Md./George Mason
55	Ta'Quan Woodley	F	6-8	280	FR	HS	Camden, N.J./Camden
1	Jacobi Wright	G	6-2	180	FR	HS	Fort Mill, S.C./Legacy Early College

Numerical Roster

No.	Name	Pos.	Ht.	Wt.	Cl.	Exp.	Hometown/Last School
0	James Reese V	G	6-4	170	GR	4VL	Eastover, S.C./North Texas
1	Jacobi Wright	G	6-2	180	FR	HS	Fort Mill, S.C./Legacy Early College
2	Chico Carter Jr.	G	6-3	189	JR	2VL	Columbia, S.C./Murray State
4	Tre-Vaughn Minott	C	6-9	270	SO	1VL	Montreal, Quebec/NBA Academy Latin America (Mexico City)
5	Jermaine Couisnard	G	6-4	211	JR	2VL	East Chicago, Ind./Montverde Academy
10	Erik Stevenson	G	6-4	209	SR	3VL	Lacey, Wash./Washington
12	AJ Wilson	F	6-7	234	GR	4VL	Laurel, Md./George Mason
13	Mike Green	G	6-2	190	JR	2VL	Myrtle Beach, S.C./Christian Academy of Myrtle Beach
14	Brandon Martin	F	6-5	232	SR	3VL	Miami, Fla./USC Upstate
15	Wildens Leveque	F	6-10	255	JR	2VL	Brockton, Mass./Gould Academy
21	Ja'Von Benson	F	6-7	250	SO	1VL	Columbia, S.C./Ridge View
23	Devin Carter	G	6-3	188	FR	HS	Miami, Fla./Brewster Academy
24	Keyshawn Bryant	F	6-6	187	SR	3VL	Winter Haven, Fla./Winter Haven
33	Josh Gray	F	7-0	255	SO	1VL	Brooklyn, N.Y./LSU
44	Ford Cooper Jr.	G	6-3	202	JR	2VL	Charlotte, N.C./Missouri State
55	Ta'Quan Woodley	F	6-8	280	FR	HS	Camden, N.J./Camden

Head Coach: Frank Martin (Florida International, '93)
Associate Head Coach: Chuck Martin (Monmouth, '93)
Assistant Coach: Will Bailey (UAB, '97)
Assistant Coach: Brian Steele (South Carolina, '17)
Strength & Conditioning Coach: Scott Greenawalt (Muskingum College, '98)
Director of Basketball Operations: Andy Assaley (Cincinnati, '96)
Athletic Trainer: Mark Rodger (Buffalo, '01)
Video Coordinator: John Ragin (South Carolina '19)
Student-Athlete Development: Doug Edwards (Florida State, '07)
Special Assistant to the Head Coach/Dir. of On Campus Recruiting, Social Media: John Reynolds (Citadel, '11)
Associate Director/Athletics Communications and Public Relations: Michael DeBates (Iowa State, '14)

TOP RETURNING ...

Scorer.....Bryant, 14.4 ppg
Rebounder .....Bryant, 5.4 rpg
Assist Maker.....Couisnard, 3.2 apg
FG Shooter *.....Leveque, 58.4%
3-Point FG Shooter $.....Couisnard, 28.9%
FT Shooter $.....Leveque, 64.1%
Shot Blocker.....Bryant, 0.9 bpg
Steal Maker .....Bryant, 1.3 spg

* at least 75 attempts
$ at least 30 attempts

PRONUNCIATION GUIDE

Juh-VON Benson
Jermaine COOS-nard
WILL-dins La-VECK
Trevaughn MY-not
TAY-quan Woodley

HEAD COACH FRANK MARTIN

HEAD COACH | 15TH SEASON OVERALL | 281-195 (.590) | 10TH SEASON AT SOUTH CAROLINA | 164-141 (.538)

THE MARTIN FILE

COACHING

Experience
37th year

College Experience
22nd season

College Head Coach Experience
15th season

Hire Date At Carolina
March 27, 2012

PERSONAL

Hometown
Miami, Fla.

Alma Mater
Florida International, 1993 (B.A. Physical Ed.)

Family
Wife, Anya
Children, Brandon, Amalia and Christian

COACHING RESUME

High School
Miami Senior High, 1985-93
Varsity Boys' Assistant Coach
Junior Varsity Boys' Head Coach
North Miami High, Head Coach, 1993-95
Miami Senior High, Head Coach, 1995-98
B.T. Washington High, Head Coach, 1999-2000

College Assistant Coach
Northeastern, 2000-04
Cincinnati, 2004-06
Kansas State, 2006-07

College Head Coach
Kansas State, 2007-12
South Carolina, 2012-present

Frank Martin was named the head men's basketball coach at the University of South Carolina on March 27, 2012, becoming the 32nd head coach in the history of the South Carolina program, which enters its 113th season as a varsity sport in 2021-22. Martin owns a 270-188 (.589) overall record as a head coach, entering his 15th season overall, and a 153-134 (.533) record entering his 10th season at South Carolina. Martin was named the 2017 Jim Phelan National Coach of the Year after leading the Gamecocks to the best season in school history during the 2016-17 campaign, as the squad advanced to the program's first Final Four and recorded a school record 26 wins.

Prior to his appointment in Columbia, Martin spent the previous five seasons as the head coach at Kansas State University, leading the Wildcats to the NCAA Tournament four times, including a trip to the Elite Eight, during the 2009-10 campaign when the squad won a school record 29 contests.

Prior to his time on the sidelines in the college ranks, Martin spent 15 years in high school coaching in Miami, Fla., including the last seven as a head coach.

A native of Miami, Fla., Martin earned his bachelor's degree in physical education from Florida International in 1993. He and his wife, Anya, have three children, Brandon, a senior on the men's basketball team at Carolina, Amalia and Christian.

FRANK MARTIN HONORS

2016-17, Recipient
Jim Phelan National Coach of the Year
CollegeInsider.com

2015-16, Recipient
Jim Phelan Award Mid-Season Honors
CollegeInsider.com

2009-10, Finalist
National Coach of the Year
Associated Press
Naismith Trophy Coach of the Year
Atlanta Tipoff Club

2009-10, Finalist
Jim Phelan National Coach of the Year
CollegeInsider.com

2009-10 District Coach of the Year
National Association of Basketball Coaches
U.S. Basketball Writers Association

2009-10 Big 12 Coach of the Year
League Coaches, Associated Press, The Sporting News, Kansas City Star

2007-08 Big 12 Coach the Year
CollegeInsider.com

MARTIN'S CAREER RECORD, YEAR-BY-YEAR

YEAR	RECORD	CONFERENCE (FINISH)	POSTSEASON
2007-08 // KSU	21-12	10-6 (3rd)	1-1; NCAA Tournament 2nd Round
2008-09 // KSU	22-12	9-7 (t4th)	1-1; NIT
2009-10 // KSU	29-8	11-5 (t2nd)	3-1; NCAA Tournament Elite Eight
2010-11 // KSU	23-11	10-6 (t3rd)	1-1; NCAA Tournament Third Round
2011-12 // KSU	22-11	10-8 (5th)	1-1; NCAA Tournament Third Round
2012-13 // SC	14-18	4-14 (t12th)	-
2013-14 // SC	14-20	5-13 (13th)	-
2014-15 // SC	17-16	6-12 (t11th)	-
2015-16 // SC	25-9	11-7 (t3rd)	1-1; NIT
2016-17 // SC	26-11	12-6 (t3rd)	4-1; NCAA Final Four
2017-18 // SC	17-16	7-11 (t11th)	-
2018-19 // SC	16-16	11-7 (t4th)	-
2019-20 // SC	18-13	10-8	-
2020-21 // SC	6-15	4-12	-
2021-22 // SC	11-7	2-4	
Totals	**281-195 (.590)**	**122-126 (.492)**	**12-7 (.631)/5 NCAA/2 NIT**

GAMECOCK SUPERLATIVES UNDER MARTIN

Most Field Goals Made
1. 45, vs. Allen (Dec. 14, 2021)
2. 41, vs. Army (Dec. 22, 2021)
3. 39, vs. High Point (March 15, 2016)
4. 37, at Georgia (Feb. 27, 2021)
   37, vs. Hofstra (Nov. 22, 2015)

Most Field Goals Attempted
1. 88, vs. Alabama (Feb. 7, 2017)
2. 43, vs. Allen (Dec. 14, 2021)
3. 82, vs. Cleveland State (Nov. 15, 2019)
4. 81, vs. Miss. State (Jan. 8, 2019)
5. 76, vs. USC Upstate (Nov. 9, 2021)

Highest Field Goal Percent
1. 60.0 (39-65) vs. High Point (March 15, 2016)
2. 59.6 (31-52) vs. Wofford (Nov. 23, 2021)
3. 58.7 (27-46) vs. Holy Cross (Nov. 13, 2016)
4. 58.6 (41-70) vs. Army (Dec. 22, 2021)
5. 58.3 (28-48) vs. Saint Mary's (Dec. 22, 2013)

Most 3-Point Field Goals Made
1. 16, at Texas A&M (Jan. 18, 2020)
   16, vs. Texas A&M (Feb. 16, 2019)
3. 15, vs. Auburn (Jan. 24, 2017)
4. 14, at Tennessee (Feb. 13, 2019)
5. 13, at Texas A&M (March 5, 2019)
   13, vs. George Washington (Nov. 18, 2018)
   13, vs. Georgia (Feb. 21, 2018)
   13, vs. Rider (Nov. 19, 2012)

Most 3-Point Field Goals Attempted
1. 32, vs. Allen (Dec. 14, 2021)
   32, vs. Illinois State (Nov. 16, 2017)
3. 31, vs. Texas A&M (Feb. 16, 2019)
   31, vs. Georgia (Feb. 21, 2018)
   31, vs. Alabama (Feb. 7, 2017)
   31, vs. Mississippi State (March 13, 2013)

Highest 3-Point Field Goal Percentage (min. 10 attempts)
1. 73.3 (11-15) vs. Auburn (March 12, 2014)
2. 68.8 (11-16) at Georgia (Feb. 2, 2019)
3. 66.7 (10-15) vs. Arkansas (Feb. 9, 2019)
4. 60.9 (14-23) at Tennessee (Feb. 13, 2019)
5. 58.3 (7-12) vs. Arkansas (Jan. 26, 2013)

Most Free Throws Made
1. 46, vs. Memphis (Jan. 2, 2016)
2. 35, vs. Alabama (Feb. 7, 2017)
3. 30, vs. Arkansas (March 13, 2014)
4. 29, vs. Missouri (Jan. 13, 2019)
   29, vs. Norfolk State (Nov. 14, 2015)

Most Free Throws Attempted
1. 63, vs. Memphis (Jan. 2, 2016)
2. 50, vs. Alabama (Feb. 7, 2017)
   46, vs. Alabama (Jan. 30, 2016)
4. 42, vs. Norfolk State (Nov. 14, 2015)
5. 41, vs. Mississippi State (Jan. 26, 2016)
   41, vs. Arkansas (March 13, 2014)

Highest Free Throw Percentage (min. 10 attempts)
1. 93.8 (15-16) vs. Holy Cross (Nov. 13, 2016)
2. 93.3 (14-15) vs. Tennessee (Jan. 20, 2015)
3. 92.9 (13-14) at Georgia (Feb. 17, 2015)
4. 92.3 (12-13) at Tennessee (March 7, 2015)
5. 91.7 (11-12) at Tennessee (Feb. 17, 2021)

Most Offensive Rebounds
1. 26, vs. Cleveland State (Nov. 15, 2019)
   26, vs. Vanderbilt (Feb. 13, 2014)
3. 24, at St. John's (Nov. 29, 2012)
4. 23, vs. Allen (Dec. 14, 2021)
   23, vs. Georgia (Jan. 27, 2021)
   23, vs. Alabama (Feb. 7, 2017)

Most Defensive Rebounds
1. 38, vs. Oklahoma State (Dec. 6, 2014)
   38, vs. Longwood (Nov. 9, 2013)
3. 37, vs. Limestone (Dec. 27, 2017)
4. 36, vs. Allen (Dec. 14, 2021)
5. 35, vs. USC Upstate (Nov. 9, 2021)
   35, vs. George Washington (Dec. 1, 2019)
   35, vs. Memphis (Jan. 2, 2016)

Most Total Rebounds
1. 59, vs. Allen (Dec. 14, 2021)
2. 53, vs. Memphis (Jan. 2, 2016)
3. 52, vs. USC Upstate (Nov. 9, 2021)
   52, vs. Limestone (Dec. 27, 2017)
   52, vs. Alabama (Feb. 7, 2017)

Most Personal Fouls
1. 33, at Arkansas (Jan. 29, 2020)
   33, at Georgia (Feb. 22, 2014)
3. 32, vs. Illinois State (Nov. 16, 2017)
   32, vs. Marshall (Dec. 30, 2013)
5. 31, at Texas A&M (Jan. 15, 2014)

Most Points
1. 110, vs. Allen (Dec. 14, 2021)
2. 105, vs. Army (Dec. 22, 2021)
3. 98, vs. Auburn (Jan. 24, 2017)
4. 97, vs. North Greenville (Dec. 31, 2018)
5. 94, vs. Georgia (Feb. 26, 2020)
   94, vs. LSU (Feb. 10, 2016)
   94, vs. Hofstra (Nov. 22, 2015)

Fewest Points
1. 36, at Florida (Jan. 30, 2012)
2. 41, vs. Florida (Feb. 10, 2018)
   43, at Kentucky (Feb. 14, 2015)
   43, vs. Kentucky (Jan. 24, 2015)
4. 44, at Tennessee (Jan. 11, 2022)
   44, vs. Tennessee (March 14, 2014)

Most Assists
1. 31, vs. Allen (Dec. 14, 2021)
2. 25, vs. High Point (March 15, 2016)
3. 24, vs. Lipscomb (Nov. 27, 2015)
4. 23, vs. Auburn (Jan. 24, 2017)
5. 22, vs. Georgia (Feb. 26, 2020)
   22 at Texas A&M (Jan. 18, 2020)
   22 at UMass (Dec. 4, 2019)
   22, at FIU (Nov. 27, 2017)
   22, at Texas A&M (Feb. 6, 2015)
   22, vs. Rider (Nov. 19, 2012)

Fewest Turnovers
1. 5, vs. Georgia (Feb. 21, 2018)
   5, vs. Gonzaga (April 1, 2017)
3. 6, vs. Texas A&M (Jan. 7, 2017)
   6, vs. Kentucky (March 1, 2014)
5. 7, vs. Mississippi State (March 3, 2020)
   7, vs. Gardner-Webb (Nov. 22, 2019)
   7, at Georgia (Jan. 13, 2018)
   7, at USF (Dec. 17, 2016)
   7, vs. Mississippi State (Feb. 28, 2015)
   7, at Georgia (Feb. 17, 2015)
   7, vs. Georgia (Feb. 22, 2014)
   7, vs. Akron (Dec. 28, 2013)
   7, at Kentucky (Feb. 5, 2013)
   7, vs. Vanderbilt (Jan. 19, 2013)

Most Blocks
1. 12, vs. Coastal Carolina (Nov. 30, 2018)
2. 11, vs. North Greenville (Dec. 31, 2018)
   11, at Texas A&M (Feb. 3, 2018)
4. 10, vs. Lander (Dec. 27, 2016)
   10, vs. High Point (March 15, 2016)
   10 vs. UNC Asheville (Nov. 26, 2014)

Most Steals
1. 15, at Georgia (Feb. 27, 2021)
2. 14, vs. Ole Miss (Feb. 13, 2021)
   14, at Virginia (Dec. 22, 2019)
   14, vs. Cleveland State (Nov. 15, 2019)
5. 13, vs. Tulsa (Nov. 29, 2020)
   13, vs. FIU (Dec. 4, 2016)
   13, vs. Francis Marion (Dec. 30, 2015)
   13, at Marshall (Dec. 1, 2014)

Most Points By Opponent
1. 109, Auburn (Jan. 23, 2021)
2. 101, Arkansas (March 2, 2021)
3. 97, at Georgia (Jan. 22, 2014)
4. 93, vs. Missouri (Feb. 20, 2021)
   93, at Tennessee (Feb. 17, 2021)
   93, at Vanderbilt (Jan. 30, 2021)

Fewest Points By Opponent
1. 32, vs. Wyoming (Nov. 10, 2019)
2. 44, vs. Longwood (Nov. 9, 2013)
3. 45, vs. Limestone (Dec. 27, 2017)
   45, vs. Akron (Dec. 28, 2013)
   45, vs. Cornell (Nov. 20, 2014)
   45, vs. Clemson (Dec. 19, 2014)

Most Field Goals Made By Opponent
1. 40, Auburn (Jan. 23, 2021)
2. 37, vs. Arkansas (March 2, 2021)
3. 36, vs. Tennessee (Jan. 29, 2019)
4. 34, vs. Missouri (Feb. 20, 2021)
   34, at Tennessee (Feb. 13, 2019

Fewest Field Goals Made By Opponent
1. 9, vs. Wyoming (Nov. 19, 2019)
2. 10, vs. Michigan (Nov. 23, 2016)
3. 11, vs. Georgia (March 9, 2019)
   11, vs. Georgia (Jan. 31, 2015)
5. 13, vs. Limestone (Dec. 27, 2017)
   13, vs. Akron (Dec. 28, 2013)
   13, vs. Longwood (Nov. 9, 2013)

Highest Opponent Field Goal Percent
1. 69.6 (32-46) vs. Missouri (Feb. 28, 2013)
2. 61.4 (27-44) at Kentucky (Feb. 5, 2013)
3. 58.8 (30-51) at Alabama (Jan. 9, 2018)
4. 58.5 (24-41) vs. Auburn (Jan. 12, 2013)
5. 58.3 (28-48) at Missouri (Jan. 19, 2021)
   58.3 (28-48) at Kentucky (Jan. 21, 2017)

Most Rebounds By Opponent
1. 62, vs. Alabama (Feb. 7, 2017)
2. 51, at Clemson (Dec. 18, 2021)
3. 49, at Coastal Carolina (Dec. 1, 2021)
   49, at Mississippi State (Feb. 24, 2021)
   49, vs. LSU (Jan. 19, 2019)
   49, vs. Stony Brook (Nov. 9, 2018)
   49, vs. Seton Hall (Dec. 12, 2016)
   49, vs. LSU (Feb. 14, 2013)

Fewest Rebounds By Opponent
1. 16, vs. Holy Cross (Nov. 13, 2016)
2. 20, vs. Allen (Dec. 14, 2021)
   20, vs. NC A&T (Dec. 30, 2014)
4. 21, vs. Wyoming (Nov. 10, 2019)
5. 22, vs. Drexel (Dec. 15, 2015)
   22, vs. Morgan State (Nov. 16, 2012)

GAMECOCK BASKETBALL STAFF

> CHUCK MARTIN, ASSOCIATE HEAD COACH
> Is in his fifth season on staff at Carolina
> Has over 20 years of coaching experience at the Division I level
> Was the head coach at Marist for five years (2008-13)
> Played collegiately at Champlain Junior College, before finishing his career at Monmouth

> WILL BAILEY, ASSISTANT COACH
> Is in his second season on staff with the Gamecocks
> Prior to time at Carolina, was an assistant for four seasons at St. Louis
> Played collegiately at Parkland College and UAB
> Has over 15 years experience at the Division I level

> BRIAN STEELE, ASSISTANT COACH
> Second year on staff, and first as an assistant, after serving as video coordinator last season
> Prior to his time at Carolina, was an assistant coach at Queens University
> Three-year letterwinner for the Gamecocks, and was a graduate student manager during historic 2017 Final Four run

> ANDY ASSALEY, DIRECTOR OF OPERATIONS
> In his 10th season at Carolina, and his 15th season with Martin
> Has over 20 years of experience working in college basketball
> A graduate of Cincinnati
> Named one of college basketball's top 50 support staff by Silver Waves media in late October

> SCOTT GREENAWALT, STRENGTH AND CONDITIONING COACH
> 10th season with the Gamecocks and his 15th with Martin
> Has coached over 10 all-conference players, including Michael Beasley (Kansas State), Sindarius Thornwell (Carolina) and Chris Silva (Carolina)
> Has helped train numerous professional athletes, such as Kevin Youkilis, former MLB player
> Played football at Muskingum College in Ohio

> MARK RODGER, ATHLETIC TRAINER
> In his 16th season with the Gamecocks
> Native of Berlin, Germany, and a graduate of the University of Buffalo

> DOUG EDWARDS, DIRECTOR OF PLAYER DEVELOPMENT
> Is in his 10th season on staff at Carolina
> Former standout at Florida State, and was the 15th overall pick in the 1993 NBA Draft by the Atlanta Hawks

> JOHN RAGIN, VIDEO COORDINATOR
> First season on staff with the Gamecocks
> Former player under Martin at Carolina

JOHN REYNOLDS
Director of On-Campus Recruiting/Social Media

LUKE COLWELL
Graduate Student Manager

MiCHAEL DeBATES
Associate Director Communications & Public Relations

JOE O'CLAIR
Assistant AD Marketing & Fan Experience

DANIEL CARTER
Video Producer Men's Basketball

CHRIS LEEVY JOHNSON
Life Coach/ Director of Team Development

JEREMY FORD
Sports Dietician (not pictured)

COLONIAL LIFE ARENA

HOME OF GAMECOCK BASKETBALL [COLONIAL LIFE ARENA RECORD: 220-105 (.677)]

FUN FACTS ABOUT COLONIAL LIFE ARENA

> **16,880** cubic yards of earth moved, which is enough to fill 222 swimming pools

> **3,848** tons of steel, which would weigh equal to 96,200 quarters, which would equal $24,050

> **125** miles of cable, which would stretch between Columbia and Folly Beach

> **1,872** tons of cooling, which would cool an average of 12 grocery stores

> **205,384** bricks and **60,137** concrete blocks, which would stretch the entire length of Lake Murray (41 miles)

> **8,750** gallons of paint, which would paint approximately 115 average Columbia 2-story houses

> **4,781** square yards of carpet, which would carpet approximately the field at Williams-Brice Stadium

> **443** people working on building the arena at a given time, which would staff 44 fast food restaurants

> **1,158,000** man-hours to complete Colonial Life Arena, which would equal two working hours from each person living in the Columbia Metro area

SOUTH CAROLINA VS. KENTUCKY, JAN. 16, 2018

KEY ARENA DATES/ MEMORABLE MOMENTS

> **April 2001 -** Construction begins

> **Nov. 24, 2002 -** Carolina defeates ETSU, 71-66, in its first contest in the building

> **Jan. 8, 2003 -** The Gamecocks post a 55-49 win in the first SEC contest at the building over Ole Miss.

> **March 15, 2006 -** Carolina defeats Western Kentucky, 74-55, in the first round of the Postseason NIT. The Gamecocks would go on to win their second straight NIT Championship later that month.

> **Jan. 21, 2009 -** Zam Fredrick scores on a last second lay-in to propel the Gamecocks past Florida, 70-69, at the buzzer. Carolina would go on to capture the 2009 SEC Eastern Division Co-Championship.

> **Jan. 26, 2010 -** Led by heralded senior Devan Downey, Carolina posted its first win over a No. 1 ranked opponent (AP poll) in school history when it defeated top-ranked Kentucky, 68-62.

> **Feb. 7, 2017 -** The Gamecocks would battle Alabama into a four-overtime contest, with the Crimson Tide eventually closing the 90-86 win. Senior guard Sindarius Thornwell scored 44 points and pulled down 21 rebounds in the game. Carolina would go on to its first Final Four in program history later that season.

> **Nov. 15, 2019 -** Carolina captures its 200th victory at Colonial Life Arena with a 90-63 win over Cleveland State.

CHRIS SILVA, 2018 AND 2019 FIRST TEAM ALL-SEC (COACHES)

DEVAN DOWNEY VS. KENTUCKY, JAN. 26, 2010

SINDARIUS THORNWELL, 2017 EAST REGIONAL ALL-TOURNAMENT MOST OUTSTANDING PLAYER

GAMECOCKS' RECORD WHEN ...

At home	8-2
On the road	1-4
At neutral sites	2-1
In overtime	0-0
vs. Top 25 team	0-2
vs. Top 10 team	0-1
vs. Top 3 team	0-0
Leading at half	8-1
Trailing at half	3-6
Tied at half	0-0
Shooting 50% or better	4-0
Shooting between 39-49.9%	7-1
Shooting less than 39%	0-6
Opp. shooting 50% or better	0-2
Opp. shooting between 39-49.9%	4-4
Opp. shooting less than 39%	7-1
Shooting better than opp.	10-0
Shooting worse then/equal to opp.	1-7
Starters out-score opp. starter	5-3
Opp. starters score/equal more	6-4
Bench out-scores opp. bench	9-5
Opp. bench scores/equals more	2-2
Having more FTs than opp.	3-0
Having equal/less FTs than opp.	8-7
Have more TOs than opp.	4-4
Having equal/less TOs than opp.	7-3
Having more rebounds than opp.	10-2
Having equal/less rebounds than opp.	1-5
Making 6 or more 3FGs	7-5
Having 15 or more assists	6-1
Score more points in paint than opp.	9-1
Scoring equal/less points in paint than opp.	2-6
Scoring more points off TOs than opp.	8-2
Scoring equal/less points off TOs than opp.	3-5
Scoring more 2nd-chance points than opp.	9-3
Scoring equal/less 2nd-chance points than opp.	2-4
Scoring more fast break points than opp.	8-4
Scoring equal/less fast break points than opp.	3-3
Wearing White uniforms	1-1
Wearing Garnet uniforms	1-0
Wearing Black uniforms	1-1
Wearing Throwback White uniforms	6-2
Wearing Throwback Garnet uniforms	2-3
Playing on live TV/live broadcast	11-7
Playing in November	5-1
Playing in December	4-2
Playing in January	2-4
Playing in February	0-0
Playing in March	0-0
Playing a day-game	6-1
Playing a night-game	5-6
Playing on Sunday	4-0
Playing on a Monday	0-0
Playing on a Tuesday	3-3
Playing on a Wednesday	1-1
Playing on a Thursday	1-0
Playing on a Friday	0-1
Playing on a Saturday	2-2
Scoring margin is 5 points or less	3-1
Margin is between 6-10	1-1
Margin is between 11-20	5-4
Margin is more than 20	2-1
Scoring 59 points or less	0-4
Scoring 60-69 points	3-3
Scoring 70-79 points	3-0
Scoring 80-89 points	3-0
Scoring 90-99 points	0-0
Scoring 100+ points	2-0

MISCELLANEOUS

Current streak	W1
Home court streak	W1
Away streak	L2
Neutral court streak	W2

Scoring Leaders	'21-22	Career
Keyshawn Bryant	1	13
Jermaine Couisnard	3	12
Chico Carter	2	12
Devin Carter	5	5
Erik Stevenson	5	5*
Wildens Leveque	3	3
James Reese V	2	2*

Rebounding Leaders	'21-22	Career
Keyshawn Bryant	2	15
Wildens Leveque	5	10
Erik Stevenson	5	5*
Brandon Martin	3	3*
AJ Wilson	2	2*
Josh Gray	2	2*
Ja'Von Benson	1	1
Devin Carter	1	1
Jermaine Couisnard		1

Assists Leaders	'21-22	Career
Jermaine Couisnard	5	29
Erik Stevenson	7	7*
Jacobi Wright	7	7
Keyshawn Bryant		5
James Reese V	4	4*
Devin Carter	3	3
Chico Carter	2	2*
Brandon Martin	2	2*
AJ Wilson	1	1*
Ja'Von Benson	1	1

Blocks Leaders	'21-22	Career
Keyshawn Bryant	6	28
Wildens Leveque	5	14
Ta'Quan Woodley	6	6
Tre-Vaughn Minott	1	4
Devin Carter	4	4
Erik Stevenson	3	3*
Josh Gray	3	3*
AJ Wilson	3	3*
James Reese V	2	2
Jermaine Couisnard	1	2
Ja'Von Benson	1	1
Jacobi Wright	1	1

Steals Leaders	'21-22	Career
Keyshawn Bryant	3	18
Jermaine Couisnard	3	11
Devin Carter	5	5
Erik Stevenson	4	4*
Wildens Leveque	2	4
James Reese V	3	3*
Chico Carter	3	3*
AJ Wilson	2	2*
Josh Gray	1	1*
Ja'Von Benson	1	1
Ta'Quan Woodley	1	1
Jacobi Wright	1	1

Double-Figure Scoring	'21-22	Career
Erik Stevenson	11	46
James Reese V	9	44
Keyshawn Bryant	3	42
Jermaine Couisnard	6	32
Chico Carter	3	28
Wildens Leveque	8	13
Brandon Martin	1	12
Devin Carter	6	6
Jacobi Wright	2	2
Mike Green	1	1

20+ points	'21-22	Career
Keyshawn Bryant		4
Jermaine Couisnard		4
Erik Stevenson	3	9
Chico Carter	2	2*
Devin Carter	2	2

30+ points	'21-22	Career
-		

Miscellaneous

Largest Halftime Lead	
SC	29, vs. Allen (Dec. 14, 2021)
Opp	15, vs. Auburn (Jan. 4, 2022)
Smallest Halftime Lead	
SC	2, at Vanderbilt (Jan. 8, 2022)
Opp	1, Coastal Carolina (Dec. 1, 2021)
Fewest Points In First Half	
SC	24, at Clemson (Dec. 18, 2021)
	24, at Tennessee (Jan .11, 2022)
Opp	22, Allen (Dec. 14, 2021)
Most Points In First Half	
SC	61, vs. Army (Dec. 22, 2021)
Opp	44, Auburn (Jan. 4, 2022)
Fewest Points In Second Half	
SC	19, at Arkansas (Jan. 18, 2022)
Opp	24, Georgia (Jan. 22, 2022)
Most Points In Second Half	
SC	59, vs. Allen (Dec. 14, 2021)
Opp	44, Coastal Carolina (Dec. 1, 2021)
Most Points in Overtime	
SC	-
Opp	-
Largest Margin of Victory	
SC	59, vs. Allen (Dec. 14, 2021)
Opp	24, Coastal Carolina (Dec. 1, 2021)
Smallest Margin of Victory	
SC	1, vs. Florida State (Dec. 12, 2021)
Opp	4, Princeton (Nov. 12, 2021)

Double-Figure Rebounding	'21-22	Career
Keyshawn Bryant		4
Wildens Leveque	2	4
Josh Gray	1	1
Brandon Martin	1	1

5+ assists	'21-22	Career
Jermaine Couisnard	1	11
Erik Stevenson	3	11
Chico Carter Jr.	1	4
Jacobi Wright	1	1

3+ steals	'21-22	Career
Erik Stevenson	2	14
Jermaine Couisnard	3	8
Keyshawn Bryant		5
Wildens Leveque	1	2
Devin Carter	1	1
Chico Carer	1	1*

2+ blocks	'21-22	Career
Keyshawn Bryant	6	17
Wildens Leveque	2	8
Erik Stevenson	2	6
Ta'Quan Woodley	3	3
AJ Wilson	1	52
Josh Gray	2	2*
Devin Carter	1	1
Tre-Vaughn Minott	1	1
Ja'Von Benson	1	1

Double-Doubles	'21-22	Career
Keyshawn Bryant		4
Wildens Leveque	1	1

Dunks	'21-22	Career
Keyshawn Bryant	9	86
Wildens Leveque	15	43
Devin Carter	11	11
Tre-Vaughn Minott	5	10
JaVon Benson	2	2
Josh Gray	3	3*
AJ Wilson	2	2*
James Reese	2	2*
Jermaine Couisnard		1
Ta'Quan Woodley	1	1

tied for team lead also included
** indicates at Carolina*

2021-22 GAME-BY-GAME

	Date	Result	FG-A	Pct	3FG-A	Pct	FT-A	Pct	O-D-Total	PF	Pts	A	TO	Blk	Stl	Min	Half
USC Upstate			21-52	.404	7-18	.389	11-22	.500	3-31-34	21	60	11	20	5	8	200	34
South Carolina	Nov. 9, 2021	W, 78-60	30-76	.395	4-19	.211	14-21	.667	17-35-52	17	78	10	14	6	10	200	43
vs. Princeton &			20-47	.426	11-31	.355	15-24	.625	9-27-36	19	66	15	18	0	2	200	31
South Carolina	Nov. 12, 2021	L, 66-62	25-69	.362	4-26	.154	8-14	.571	19-26-45	25	62	12	11	3	12	200	25
vs. Western Kentucky &			23-60	.383	6-24	.250	12-19	.632	10-18-28	15	64	12	18	3	17	200	24
South Carolina	Nov. 14, 2021	W, 75-64	26-57	.456	9-27	.333	14-18	.778	13-33-46	16	75	15	24	5	12	200	31
UAB			21-61	.344	6-22	.273	15-24	.625	14-22-36	19	63	9	15	1	14	200	25
South Carolina	Nov. 18, 2021	W, 66-63	22-52	.423	8-17	.471	14-20	.700	10-27-37	19	66	12	22	5	9	200	35
Wofford			22-57	.386	12-35	.343	18-23	.783	9-15-24	19	74	14	14	0	10	200	38
South Carolina	Nov. 23, 2021	W, 85-74	31-52	.596	12-22	.545	11-15	.733	5-25-30	22	85	18	17	4	5	200	42
Rider			21-57	.368	5-13	.385	11-18	.611	13-24-37	24	58	11	14	3	7	200	28
South Carolina	Nov. 28, 2021	W, 65-58	22-55	.400	6-20	.300	15-26	.577	14-24-38	18	65	9	12	9	6	200	25
at Coastal Carolina			24-57	.421	5-18	.278	27-38	.711	16-33-49	13	80	12	14	4	11	200	36
South Carolina	Dec. 1, 2021	L, 80-56	20-70	.286	7-30	.233	9-11	.818	17-21-38	22	56	8	14	4	7	200	35
Georgetown			23-70	.329	5-24	.208	16-22	.727	21-26-47	17	67	10	17	4	8	200	27
South Carolina	Dec. 5, 2021	W, 80-67	32-70	.457	4-16	.250	12-20	.600	16-27-43	19	80	20	10	6	6	200	36
vs. Florida State ^			19-51	.373	6-21	.286	21-28	.750	10-23-33	21	65	8	17	3	9	200	36
South Carolina	Dec. 12, 2021	W, 66-65	26-59	.441	4-14	.286	10-20	.500	14-27-41	22	66	7	17	2	7	200	30
vs. Allen			20-62	.323	8-24	.333	3-4	.750	5-15-20	10	51	11	14	5	4	200	22
South Carolina	Dec. 14, 2021	W, 110-51	45-83	.542	12-32	.375	8-12	.667	23-36-59	9	110	31	8	9	9	200	51
at Clemson			21-63	.333	5-22	.227	23-31	.742	19-32-51	18	70	10	14	5	5	200	30
South Carolina	Dec. 18, 2021	L, 70-56	18-55	.327	5-20	.250	15-20	.750	8-27-35	29	56	4	15	7	2	200	24
vs. Army			29-72	.403	9-18	.500	8-16	.500	21-16-37	20	75	15	18	1	8	200	43
South Carolina	Dec. 22, 2021	W, 105-75	41-70	.586	8-15	.533	15-21	.714	15-24-39	18	105	16	15	8	10	200	61
vs. #9/9 Auburn			29-56	.518	6-14	.429	17-23	.739	9-25-34	15	81	14	16	7	9	200	44
South Carolina	Jan. 4, 2022	L, 66-81	24-58	.414	10-24	.417	8-13	.615	11-21-32	20	66	16	20	3	6	200	29
at Vanderbilt			18-46	.391	8-22	.364	26-36	.722	9-17-26	20	70	13	19	4	13	200	32
South Carolina	Jan. 8, 2022	W, 72-70	28-51	.549	3-17	.176	13-18	.722	7-23-30	28	72	15	22	5	11	200	34
at #22/23 Tennessee			24-55	.436	7-21	.333	11-25	.440	12-28-40	18	64	15	15	4	11	200	30
South Carolina	Jan. 11, 2022	L, 46-66	17-49	.347	6-19	.316	6-17	.353	10-28-38	20	46	10	23	3	7	200	24
vs. Florida			27-49	.551	7-22	.318	10-15	.667	8-27-35	10	71	17	15	11	8	200	36
South Carolina	Jan. 15, 2022	L, 63-71	26-75	.347	8-22	.364	3-5	.600	21-17-38	15	63	10	9	3	10	200	28
at Arkansas			24-59	.407	0-11	.000	27-33	.818	14-29-43	19	75	8	11	5	7	200	33
South Carolina	Jan. 18, 2022	L, 59-75	20-59	.339	7-23	.304	12-24	.500	15-21-36	22	59	11	18	3	7	200	40
vs. Georgia			18-46	.391	5-20	.250	25-30	.833	5-26-31	24	66	11	18	1	3	200	42
South Carolina	Jan. 22, 2022	W, 83-66	27-60	.450	8-29	.276	21-26	.808	9-28-37	24	83	17	11	7	9	200	36

*& - Asheville Championship (Asheville, N.C.) | ^ - No Room for Racism Classic (Rock Hill, S.C.) | * - indicates SEC conteset*

2021-22 SOUTH CAROLINA BASKETBALL

OVERALL: 11-7 // SEC: 2-4 // HOME: 8-2 // AWAY: 1-4 // NEUTRAL: 2-1

DATE	OPP.	W/L	SCORE	RECORD (SEC)	POINTS	REBOUNDS	ASSISTS	BLOCKS	STEALS	ATTENDANCE
Nov. 9	**USC Upstate**	**W**	**78-60**	**1-0 (0-0)**	**Couisnard/Leveque (14.0)**	**3 with 8**	**Couisnard (7)**	**Stevenson (3)**	**Stevenson (3)**	**10,092 (paid)**
Nov. 12	vs. Princeton &	L	66-62	1-1 (0-0)	Couisnard (17)	Leveque (10)	Stevenson (5)	Three tied (1)	Steventon (6)	2,296
Nov. 14	vs. WKU &	W	75-64	2-1 (0-0)	Couisnard/D.Carter (16)	Leveque (11)	D. Carter (4)	Stevenson/Woodley (2)	Reese (4)	2,362
Nov. 18	**UAB**	**W**	**66-63**	**3-1 (0-0)**	**Stevenson (15)**	**Martin (8)**	**Three tied (3)**	**Woodley (2)**	**Couisnard (3)**	**8,856 (paid)**
Nov. 23	**Wofford**	**W**	**85-74**	**4-1 (0-0)**	**Stevenson (25)**	**Stevenson (6)**	**Reese (4)**	**Four tied (1)**	**Wilson/Stevenson (2)**	**8,411 (paid)**
Nov. 28	**Rider**	**W**	**65-58**	**5-1 (0-0)**	**Bryant (17)**	**Leveque (6)**	**Wright (4)**	**Bryant/Gray (3)**	**Reese/Bryant (2)**	**8,027 (paid)**
Dec. 1	at Coastal Carolina	L	80-56	5-2 (0-0)	Stevenson (12)	Wilson (8)	Three tied (2)	Bryant (2)	Wilson/Gray (2)	2,924
Dec. 5	**Georgetown**	**W**	**80-67**	**6-2 (0-0)**	**Leveque (14)**	**Bryant (8)**	**Wright (6)**	**Wilson/Bryant (2)**	**Leveque (2)**	**9,207 (paid)**
Dec. 12	vs. Florida State	W	66-65	7-2 (0-0)	D. Carter (16)	D. Carter (7)	Stevenson (4)	Bryant (2)	Bryant (2)	1,523
Dec. 14	**vs. Allen**	**W**	**110-51**	**8-2 (0-0)**	**D. Carter/Leveque (12)**	**Martin (11)**	**Stevenson/C. Carter (6)**	**D. Carter (2)**	**Bryant/D. Carter (2)**	**7,872 (paid)**
Dec. 18	at Clemson	L	70-56	8-3 (0-0)	C. Carter (21)	Stevenson (7)	Four tied (1)	Bryant/Minott (3)	Benson/Woodley (1)	6,677
Dec. 22	**vs. Army**	**W**	**105-75**	**9-3 (0-0)**	**D. Carter (22)**	**Stevenson/Martin (6)**	**Stevenson (5)**	**Bryant/Benson (2)**	**C. Carter/D.Carter (3)**	**9,181 (paid)**
Jan. 4	vs. #9/9 Auburn	L	66-81	9-4 (0-1)	Stevenson (25)	Wilson (8)	Stevenson (4)	Leveque (2)	Reese (2)	8,529 (paid)
Jan. 8	**at Vanderbilt**	**W**	**72-70**	**10-4 (1-1)**	**Reese (13)**	**Stevenson (6)**	**Couisnard/Wright (4)**	**Five tied (1)**	**Three tied (2)**	**5,581**
Jan. 11	at #22/23 Tennessee	L	46-66	10-5 (1-2)	Reese (15)	Stevenson (6)	Couisnard/Wright (3)	Leveque (3)	D. Carter (2)	15,262
Jan. 15	**vs. Florida**	**L**	**63-71**	**10-6 (1-3)**	**C. Carter (12)**	**Bryant (8)**	**Three tied (2)**	**Three tied (1)**	**Three tied (2)**	**10,813 (paid)**
Jan. 18	at Arkansas	L	59-75	10-7 (1-4)	D. Carter (20)	Gray (11)	Reese/Wright (3)	Three tied (1)	C. Carter/D. Carter (2)	19,200
Jan. 22	**vs. Georgia**	**W**	**83-66**	**11-7 (2-4)**	**Stevenson (20)**	**Leveque (7)**	**Stevenson/Wright (4)**	**Woodley (3)**	**Couisnard (3)**	**10,478 (paid)**

*& - Asheville Championship (Asheville, N.C.) | ^ - No Room for Racism Classic (Rock Hill, S.C.) | * - indicates SEC conteset | home games in* **bold**

78
60

GAME 1 (1-0)

Columbia, S.C.
Colonial Life Arena
Nov. 9, 2021
Gamecocks win opener at home

COLUMBIA (AP) - Jermaine Couisnard scored 14 points and made seven assists, Wildens Leveque also scored 14 points with eight rebounds and South Carolina defeated USC-Upstate 78-60 Tuesday night.

Bryson Mozone scored 20 points and Jalen Brazeale added 17 to lead USC-Upstate, which was outrebounded 52-34.

The Spartans made a run early. Mozone hit a 3-pointer, lifting USC-Upstate into a 6-4 lead, and added two more from distance as he and Jordan Gainey scored 16 points to fashion a 17-8 lead by 12:59 of the first half.

The lead lasted for less than two minutes as South Carolina reeled off the next 10 points, controlling the offensive glass to keep possession.

The larger, stronger Gamecocks were never in jeopardy the rest of the way. They scored 20 points off 20 Upstate turnovers and dominated the offensive glass, 17-3.

The Gamecocks are 84-30 in season openers, rebounding from last season's season-opening loss to Liberty.

62
66

GAME 2 (1-1)

Asheville, N.C.
Harrah's Cherokee Center
Nov. 12, 2021
Carolina suffers first loss of the season

ASHEVILLE - South Carolina (1-1) suffered a 66-62 loss to Princeton (2-0) in its opening contest at the Asheville Championship on Friday night. The Gamecocks will face Western Kentucky (1-1) on Sunday at 5 PM in their final matchup at the Harrah's Cherokee Center.

Junior forward Wildens Leveque was a perfect 6-of-6 from the field, en route to 12 points, and he matched his career high with 10 rebounds for the first double-double of his career. Junior guard Jermaine Couisnard led all scorers with 17 points, and senior guard Erik Stevenson added 14 for Carolina.

Princeton would use strong shooting from 3-point range in the win, hitting 11-of-31 attempts from beyond the arc, compared to just four makes from 3 from the Gamecocks.

Carolina held a 19-9 upperhand with 11:38 to go in the first half before Princeton would close the opening 20 minutes of play on a 22-6 run to hold a 31-25 upperhand at the half. Couisnard would tie the contest at 33-33 early in the second half, and a pair of free throws from Stevenson with 9:46 to play would give the Gamecocks a slight 44-43 advantage.

Strong outside shooting, and makes at the foul line had the Princeton lead at 56-50 with 3:58 to play. Princeton held a 61-53 advantage with under a minute to play before Couisnard would hit his first of three 3s in the final 52 seconds of play to bring the Gamecocks within five at 61-56. The Tigers would make one free throw at the opposite end on the next play, but Couisnard would answer, hitting another 3 to bring Carolina within three at 62-59 with 36 seconds to play.

After more Tiger free throws, Couisnard would sink another 3 to bring the score to 65-62 with 8.4 seconds to play, but Princeton's Drew Friberg would collect the inbounds pass and be fouled, and he would seal the 66-62 Tiger win at the free throw line.

75
64

GAME 3 (2-1)

Asheville, N.C.
Harrah's Cherokee Center
Nov. 14, 2021
3 in double figures for Carolina

ASHEVILLE (AP) - Jermaine Couisnard hit a clutch 3-pointer to blunt a Western Kentucky rally, finishing with 16 points, and South Carolina held off the Hilltoppers 75-64 in the consolation game of the inaugural Asheville Championship on Sunday.

Devin Carter also scored 16 for the Gamecocks (2-1) and James Reese scored 14 points, draining four 3-pointers.

Carter, who finished 8-of-8 at the line, made six-straight free throws and Erik Stevenson added a drive off a steal and a 3-pointer as South Carolina broke open a three-point game with an 11-1 run at the midpoint of the second half.

Western Kentucky (1-2) never led after halftime but kept whittling South Carolina's leads down to one possession. After the surge by Carter and Stevenson eventually led to a 15-point Gamecocks advantage, the Hilltoppers scored eight in a row to trail 68-61 with 3:28 to go.

That's when Couisnard rattled home a corner 3, sparking a 9-4 breakaway to get the lead back to 15.

South Carolina had its best showing of the young season from beyond the arc, making 9-of-27. The Gamecocks are 16-for-69 from deep in three games.

Josh Anderson scored 16 points to lead four Hilltoppers into double-figure scoring. Jairus Hamilton added 13 with three steals, Dayvion McKnight 11 with four steals and Jaylen Butz scored 10 with three steals.

GAME 1

Official Basketball Box Score - Final
USC Upstate at South Carolina
11/09/21 Colonial Life Arena, Columbia
2021-22 Men's Basketball

Game Time: 7:00 PM
Game Duration: 1:57
Attendance: 10,002
Officials: Bart Lennox, Olandis Poole, Josue Nieves

USC Upstate - 60 Record: 0-1

NO.	Name		Min	FG M-A	3P M-A	FT M-A	Rebounds OR	DR	TOT	Fouls PF	FD	TP	AS	TO	ST	Blocks BS	BA	+/-
0	Khydarius Smith	F	14:19	0-2	0-0	0-0	0	1	1	4	1	0	0	1	0	0	1	-6
5	Bryson Mozone	G	31:44	7-16	4-10	2-4	1	5	6	2	3	20	4	3	2	2	1	-3
11	Jordan Gainey	G	32:01	5-9	1-1	0-0	0	7	7	0	0	11	0	1	0	1	2	-15
12	Dalvin White	G	15:50	1-3	1-2	1-2	0	1	1	0	1	4	0	4	0	0	0	-21
24	Nick Alves	G	20:44	0-4	0-0	1-2	1	3	4	3	3	1	2	2	0	0	0	-14
3	Mysta Goodloe		15:48	2-6	0-2	1-2	0	1	1	3	1	5	3	4	1	1	0	2
4	Jalen Breazeale		24:10	6-8	1-3	4-4	0	4	4	1	3	17	1	3	2	0	0	3
25	Jatayveous Watson		16:37	0-1	0-0	2-8	0	3	3	3	5	2	1	1	3	1	1	-8
1	Quentin Hodge		05:09	0-1	0-0	0-0	0	1	1	2	0	0	0	1	0	0	0	-7
14	Floyd Rideau Jr.		04:22	0-1	0-0	0-0	0	0	0	0	0	0	0	0	0	0	1	-7
34	Josh Aldrich		09:44	0-0	0-0	0-0	1	0	1	2	0	0	0	0	0	0	0	-8
35	Ahmir Langlais		09:04	0-1	0-0	0-0	0	2	2	1	0	0	0	0	0	0	0	-4
23	Dave Dickerson III		00:26	0-0	0-0	0-0	0	0	0	0	0	0	0	0	0	0	0	-2
Team							0	3	3			0			0			
Totals				21-52	7-18	11-22	3	31	34	21	17	60	11	20	8	5	6	-18

Shooting By Period

1st FG%	12-27	44.4%
3PT%	5-9	55.6%
FT%	5-6	83.3%
2nd FG%	9-25	36.0%
3PT%	2-9	22.2%
FT%	6-16	37.5%
GM FG%	21-52	40.4%
3PT%	7-18	38.9%
FT%	11-22	50.0%

Dead Ball Rebounds: 4, 1

Technical Fouls: NONE

South Carolina - 78 Record: 1-0

NO.	Name		Min	FG M-A	3P M-A	FT M-A	Rebounds OR	DR	TOT	Fouls PF	FD	TP	AS	TO	ST	Blocks BS	BA	+/-
15	Wildens Leveque	F	27:06	4-8	0-0	6-10	5	3	8	3	7	14	0	0	2	2	1	17
33	Josh Gray	C	25:51	4-7	0-0	0-2	1	7	8	3	3	8	2	1	1	0	1	19
0	James Reese V	G	27:39	4-9	1-3	0-0	0	1	1	1	0	9	0	2	2	0	0	10
5	Jermaine Couisnard	G	25:01	5-12	1-4	3-3	2	4	6	0	3	14	7	4	0	0	1	22
10	Erik Stevenson	G	26:07	3-13	1-7	2-2	1	5	6	2	2	9	0	1	3	3	1	7
55	Ta'Quan Woodley		12:24	4-5	0-0	0-0	3	2	5	5	0	8	0	3	1	0	0	3
1	Jacobi Wright		12:02	1-5	1-3	0-0	0	1	1	2	0	3	0	0	0	0	0	-3
4	Tre-Vaughn Minott		04:19	0-0	0-0	0-0	1	0	1	0	2	0	0	1	0	0	0	-3
23	Devin Carter		18:57	3-10	0-2	1-2	0	1	1	0	2	7	0	1	1	0	1	9
21	Ja'Von Benson		10:20	1-4	0-0	0-0	1	7	8	0	0	2	0	1	0	1	0	0
2	Chico Carter, Jr.		07:09	1-2	0-0	2-2	0	0	0	1	2	4	1	0	0	0	0	8
14	Brandon Martin		03:05	0-1	0-0	0-0	0	0	0	0	0	0	0	0	0	0	0	1
Team							3	4	7			0			0			
Totals				30-76	4-19	14-21	17	35	52	17	21	78	10	14	10	6	5	18

Shooting By Period

1st FG%	18-47	38.3%
3PT%	3-10	30.0%
FT%	4-7	57.1%
2nd FG%	12-29	41.4%
3PT%	1-9	11.1%
FT%	10-14	71.4%
GM FG%	30-76	39.5%
3PT%	4-19	21.1%
FT%	14-21	66.7%

Dead Ball Rebounds: 4, 0

Technical Fouls: NONE

	UPS	USC
Biggest lead	9 (1st 12:59)	18 (2nd 2:19)
Best Scoring Run	8 (1st 12:59)	10 (1st 11:03)
Lead Changes	4	
Times Tied	2	
Time with Lead	05:07	33:20

Points from	UPS	USC
Turnovers	15	20
Paint	20	42
Second Chance	5	16
Fast Breaks	9	13
Bench	24	24

Period by Period Scoring	1st	2nd	TOT
UPS	34	26	60
USC	43	35	78

LIVESTATS BY STATS CROWD

GAME 2

Official Basketball Box Score - Final
Princeton at South Carolina
11/12/21 Harrah's Cherokee Center, Asheville
2021-22 Men's Basketball

Game Time: 9:30 PM
Game Duration: 2:03
Officials: Terry Oglesby, Byron Jarrett, Evan Burroughs

Princeton - 66 Record: 2-0

NO.	Name		Min	FG M-A	3P M-A	FT M-A	Rebounds OR	DR	TOT	Fouls PF	FD	TP	AS	TO	ST	Blocks BS	BA	+/-
5	Drew Friberg	F	32:21	2-7	1-4	3-4	0	1	1	3	2	8	1	0	0	0	0	4
20	Tosan Evbuomwan	F	29:30	3-8	0-2	6-11	3	6	9	4	9	12	4	4	0	0	0	6
54	Zach Martini	F	20:58	2-5	1-4	1-2	1	0	1	4	2	6	0	1	0	0	0	8
13	Jaelin Llewellyn	G	35:32	5-9	4-8	2-3	2	7	9	2	6	16	3	6	0	0	1	3
14	Ethan Wright	G	16:16	1-3	1-3	2-2	0	4	4	0	1	5	2	4	0	0	0	7
3	Ryan Langborg		32:04	4-11	4-10	1-2	0	4	4	1	2	13	3	1	1	0	1	2
4	Matt Allocco		16:28	1-1	0-0	0-0	0	1	1	4	2	2	2	0	0	0	0	0
44	Mason Hooks		02:20	0-0	0-0	0-0	0	0	0	0	0	0	0	0	0	0	0	-6
32	Keeshawn Kellman		11:06	2-3	0-0	0-0	1	1	2	1	1	4	0	2	0	0	1	-1
31	Elijah Barnes		03:21	0-0	0-0	0-0	0	0	0	0	0	0	0	0	1	0	0	-3
40	Max Johns		00:04	0-0	0-0	0-0	0	0	0	0	0	0	0	0	0	0	0	0
Team							2	3	5				0		0			
Totals				20-47	11-31	15-24	9	27	36	19	25	66	15	18	2	0	3	4

Shooting By Period

1st FG%	12-28	42.9%
3PT%	5-17	29.4%
FT%	2-4	50%
2nd FG%	8-19	42.1%
3PT%	6-14	42.9%
FT%	13-20	65%
GM FG%	20-47	42.6%
3PT%	11-31	35.5%
FT%	15-24	62.5%

Dead Ball Rebounds: 1, 0

Technical Fouls: NONE

South Carolina - 62 Record: 1-1

NO.	Name		Min	FG M-A	3P M-A	FT M-A	Rebounds OR	DR	TOT	Fouls PF	FD	TP	AS	TO	ST	Blocks BS	BA	+/-
15	Wildens Leveque	F	32:08	6-6	0-0	0-3	4	6	10	3	6	12	1	2	0	0	0	0
33	Josh Gray	C	21:46	1-2	0-0	0-0	3	4	7	4	1	2	1	1	1	1	0	-2
0	James Reese V	G	31:48	2-12	1-5	0-0	1	2	3	2	0	5	3	2	1	0	0	4
5	Jermaine Couisnard	G	29:49	7-18	3-8	0-0	1	1	2	1	5	17	1	2	3	0	0	3
10	Erik Stevenson	G	35:30	4-18	0-10	6-6	2	6	8	3	3	14	5	1	6	0	0	2
55	Ta'Quan Woodley		18:17	2-4	0-0	0-1	3	1	4	4	2	4	0	1	0	1	0	-1
1	Jacobi Wright		11:01	1-3	0-2	0-0	0	0	0	3	0	2	0	0	1	0	0	-5
23	Devin Carter		12:52	2-5	0-1	2-4	2	1	3	2	2	6	1	1	0	1	0	-8
21	Ja'Von Benson		02:11	0-1	0-0	0-0	0	1	1	1	0	0	0	1	0	0	0	-5
2	Chico Carter, Jr.		02:40	0-0	0-0	0-0	0	1	1	1	0	0	0	0	0	0	0	-6
14	Brandon Martin		01:58	0-0	0-0	0-0	0	0	0	1	0	0	0	0	0	0	0	-2
Team							3	3	6				0		0			
Totals				25-69	4-26	8-14	19	26	45	25	19	62	12	11	12	3	0	-4

Shooting By Period

1st FG%	12-31	38.7%
3PT%	1-10	10.0%
FT%	0-0	0%
2nd FG%	13-38	34.2%
3PT%	3-16	18.8%
FT%	8-14	57.1%
GM FG%	25-69	36.2%
3PT%	4-26	15.4%
FT%	8-14	57.1%

Dead Ball Rebounds: 4, 0

Technical Fouls: NONE

	Prin	USC
Biggest lead	9 (2nd 2:42)	10 (1st 12:51)
Best Scoring Run	9 (2nd 6:27)	10 (2nd 13:39)
Lead Changes	7	
Times Tied	6	
Time with Lead	22:06	14:22

Points from	Prin	USC
Turnovers	15	22
Paint	14	28
Second Chance	8	15
Fast Breaks	0	4
Bench	19	12

Period by Period Scoring	1st	2nd	TOT
Prin	31	35	66
USC	25	37	62

LIVESTATS BY STATS CROWD

GAME 3

Official Basketball Box Score - Final
Western Ky. at South Carolina
11/14/21 Harrah's Cherokee Center, Asheville
2021-22 Men's Basketball

Game Time: 5:00 PM
Game Duration: 1:59
Officials: Terry Oglesby, Amy Bonner, Byron Jarrett

Western Ky. - 64 Record: 1-2

NO.	Name		Min	FG M-A	3P M-A	FT M-A	Rebounds OR	DR	TOT	Fouls PF	FD	TP	AS	TO	ST	Blocks BS	BA	+/-
1	Jaylen Butz	F	22:39	4-9	0-1	2-5	2	4	6	3	3	10	1	2	3	1	0	9
3	Jairus Hamilton	F	33:01	5-11	2-6	1-3	2	4	6	1	2	13	0	4	3	0	1	-9
4	Josh Anderson	G	37:17	5-7	2-3	4-4	1	3	4	3	3	16	2	0	2	1	0	-5
14	Luke Frampton	G	31:43	3-10	1-7	2-2	1	0	1	4	1	9	3	1	3	0	1	-12
20	Dayvion McKnight	G	35:32	4-13	0-1	3-3	2	4	6	2	4	11	5	7	4	0	2	-5
33	Jamarion Sharp		17:21	1-2	0-0	0-1	1	1	2	1	1	2	0	1	1	1	0	-20
25	Camron Justice		17:02	1-6	1-5	0-1	0	0	0	0	1	3	0	2	1	0	0	-6
13	Sherman Brashear		05:25	0-2	0-1	0-0	1	0	1	1	1	0	1	0	0	0	1	-6
Team							0	2	2			0		1				
Totals				23-60	6-24	12-19	10	18	28	15	16	64	12	18	17	3	5	-11

Shooting By Period

1st FG%	9-29	31.0%
3PT%	3-12	25.0%
FT%	3-9	33.3%
2nd FG%	14-31	45.2%
3PT%	3-12	25.0%
FT%	9-10	90%
GM FG%	23-60	38.3%
3PT%	6-24	25.0%
FT%	12-19	63.2%

Dead Ball Rebounds: 1, 1

Technical Fouls: NONE

South Carolina - 75 Record: 2-1

NO.	Name		Min	FG M-A	3P M-A	FT M-A	Rebounds OR	DR	TOT	Fouls PF	FD	TP	AS	TO	ST	Blocks BS	BA	+/-
15	Wildens Leveque	F	26:16	4-4	0-0	0-2	4	7	11	4	3	8	1	1	3	0	0	2
33	Josh Gray	C	14:22	1-4	0-1	2-2	3	1	4	1	1	4	1	1	0	1	1	-3
0	James Reese V	G	35:41	5-11	4-9	0-0	1	2	3	1	1	14	3	0	4	0	0	0
5	Jermaine Couisnard	G	23:52	5-9	3-6	3-4	0	7	7	1	4	16	1	9	0	0	0	13
10	Erik Stevenson	G	21:38	3-12	1-8	0-0	1	2	3	3	0	7	1	2	1	2	1	16
1	Jacobi Wright		14:22	0-2	0-0	0-0	0	3	3	2	0	0	2	2	0	0	0	-1
55	Ta'Quan Woodley		09:02	0-1	0-0	1-2	1	1	2	1	1	1	0	2	1	2	0	2
23	Devin Carter		26:09	4-10	0-2	8-8	2	6	8	1	5	16	4	3	1	0	1	10
14	Brandon Martin		17:42	3-3	1-1	0-0	0	3	3	1	0	7	2	1	2	0	0	5
2	Chico Carter, Jr.		01:46	0-0	0-0	0-0	0	0	0	0	0	0	0	1	0	0	0	-1
4	Tre-Vaughn Minott		09:10	1-1	0-0	0-0	1	0	1	1	0	2	0	0	0	0	0	12
Team							0	1	1			0		2				
Totals				26-57	9-27	14-18	13	33	46	16	15	75	15	24	12	5	3	11

Shooting By Period

1st FG%	12-28	42.9%
3PT%	5-15	33.3%
FT%	2-5	40%
2nd FG%	14-29	48.3%
3PT%	4-12	33.3%
FT%	12-13	92.3%
GM FG%	26-57	45.6%
3PT%	9-27	33.3%
FT%	14-18	77.8%

Dead Ball Rebounds: 3, 0

Technical Fouls: NONE

	WKU	USC
Biggest lead	3 (1st 18:28)	15 (2nd 6:35)
Best Scoring Run	8 (2nd 3:28)	8 (1st 5:56)
Lead Changes	3	
Times Tied	4	
Time with Lead	04:29	30:40

Points from	WKU	USC
Turnovers	23	23
Paint	28	34
Second Chance	5	11
Fast Breaks	20	20
Bench	5	26

Period by Period Scoring	1st	2nd	TOT
WKU	24	40	64
USC	31	44	75

LIVESTATS BY STATS CROWD

66
63

GAME 4 (3-1)

Columbia, S.C.
Colonial Life Arena
Nov. 18, 2021
Carter seals win at free throw line

COLUMBIA (AP) - Devin Carter hit two free throws with two seconds left and South Carolina held off UAB to earn a 66-63 win Thursday night, handing the Blazers their first loss in four games.

James Reese V hit a 3-pointer with just under three minutes left to put the Gamecocks in front by five, 62-57, but UAB battled back behind two free throws from Michael Ertel and two more from Jordan Walker with 1:02 left. Walker missed a layup with :06 left and Carter drew the foul and made both free throws to make it 64-61. Walker hit two free throws to make it a one-point game, 64-63, and Carter drew the foul on the inbounds pass and closed the game out at the line.

Erik Stevenson finished with 15 points to lead South Carolina (3-1) but fouled out with 1:44 left. Reese added 14 points, Wildens Leveque 13 and Carter contributed 12 points off the bench, hitting 6 of 10 from the free-throw line.

Walker paced UAB with 15 points, dished three assists and collected four steals. Quan Jackson and Ertel each added 12 points.

85
74

GAME 5 (4-1)

Columbia, S.C.
Colonial Life Arena
Nov. 23, 2021
Stevenson scores 25 in win

COLUMBIA (AP) - Erik Stevenson finished with 25 points, six rebounds and three assists to spark South Carolina to an 85-74 victory over Wofford on Tuesday night.

Stevenson made 9 of 14 shots from the floor, including 5 of 7 from 3-point range, for the Gamecocks (4-1). James Reese V pitched in with 15 points and four assists, while Jermaine Couisnard hit three 3s and scored 14.

South Carolina trailed by as many as eight points in the first half, but Reese and Stevenson both hit from distance in the final 70 seconds to give the Gamecocks a 42-38 lead at intermission.

Couisnard hit a 3 to open the second half, Stevenson followed with a bucket and Reese hit from distance to cap an 8-0 run that put South Carolina on top 50-38. The Terriers battled back to knot the score at 50 on a 3-pointer by Morgan Safford, but Reese hit a jumper, Couisnard and Stevenson followed with 3s and Jacobi Wright sank a jumper in a 10-0 run that gave the Gamecocks a 60-50 lead with 12:12 remaining. They stayed comfortably in front from there.

Sophomore Max Klesmit scored a career-high 27 for Wofford (4-2), hitting 8 of 10 shots with five 3-pointers. Isaiah Bigelow scored 13 with seven rebounds, but he made just 3 of 12 shots - 2 of 10 from distance. Safford had 11 points off the bench, while Ryan Larson scored 10.

65
58

GAME 6 (5-1)

Columbia, S.C.
Colonial Life Arena
Nov. 28, 2021
Bryant scores 17 in debut

COLUMBIA - South Carolina (5-1) earned a hard-fought victory on Saturday vs. Rider (3-5) at Colonial Life Arena, 65-58. Keyshawn Bryant had a big day in his first action of the season, with a game-high 17 points off the bench. He added five rebounds, three blocks and a pair of steals.

The Gamecocks trailed for much of the first half as the Broncs led by as many as nine points. Carolina clawed back late to make it a three-point game at the break, 28-25.

Rider remained in front until a banked in three from Bryant in the second half tied the game, 36-36.

Bryant knocked down a pair of free throws at the 10:47 mark, giving the Gamecocks their first lead since the 18:07 mark of the first half, 38-36.

South Carolina ramped up the defensive pressure and did not trail for the remainder of the contest, seeing its lead grow to as many as 12 with just over five minutes to play.

GAME 4

Official Basketball Box Score - Final
UAB at South Carolina
11/18/21 Colonial Life Arena, Columbia
2021-22 Men's Basketball

Game Time: 7:00 PM
Game Duration: 2:03
Attendance: 8,856

Officials: Chuck Jones, Byron Jarrett, Bart Lenox

UAB - 63 Record: 3-1

NO. Name		Min	FG M-A	3P M-A	FT M-A	Rebounds OR	DR	TOT	Fouls PF	FD	TP	AS	TO	ST	Blocks BS	BA	+/-
5 KJ Buffen	F	13:00	0-3	0-0	1-2	0	0	0	3	1	1	0	1	1	0	1	-13
55 Trey Jemison	C	27:20	3-4	0-0	1-2	3	5	8	2	3	7	1	2	0	0	0	-2
3 Tavin Lovan	G	16:52	3-8	0-0	0-2	2	0	2	1	1	6	0	0	1	0	2	-7
10 Jordan Walker	G	29:59	4-16	3-8	4-4	0	4	4	2	4	15	3	4	4	0	1	-1
13 Quan Jackson	G	30:00	3-8	1-3	5-10	1	4	5	3	6	12	2	6	3	0	0	1
2 Michael Ertel		27:00	4-11	0-5	4-4	0	1	1	4	3	12	2	0	2	0	0	9
23 Josh LeBlanc		25:53	2-4	0-0	0-0	3	4	7	1	0	4	0	0	1	1	0	7
11 Jamal Johnson		06:20	0-2	0-2	0-0	0	0	0	0	0	0	0	1	0	0	0	-3
4 Justin Brown		13:45	1-1	1-1	0-0	1	1	2	2	1	3	0	0	1	0	0	3
0 Tyreke Locure		10:09	1-4	1-3	0-0	0	3	3	1	0	3	1	1	1	0	1	-8
12 Tony Toney		00:02	0-0	0-0	0-0	0	0	0	0	0	0	0	0	0	0	0	-1
Team						4	0	4			0		0				
Totals			21-61	6-22	15-24	14	22	36	19	19	63	9	15	14	1	5	-3

Technical Fouls::NONE

Shooting By Period		
1st FG%	10-31	32.3%
3PT%	3-14	21.4%
FT%	2-8	25%
2nd FG%	11-30	36.7%
3PT%	3-8	37.5%
FT%	13-16	81.3%
GM FG%	21-61	34.4%
3PT%	6-22	27.3%
FT%	15-24	62.5%

Dead Ball Rebounds: 8, 0

South Carolina - 66 Record: 3-1

NO. Name		Min	FG M-A	3P M-A	FT M-A	Rebounds OR	DR	TOT	Fouls PF	FD	TP	AS	TO	ST	Blocks BS	BA	+/-
14 Brandon Martin	F	23:48	1-4	0-1	1-2	3	5	8	0	4	3	1	1	0	1	0	10
15 Wildens Leveque	F	26:24	3-8	0-0	7-8	2	5	7	1	5	13	0	1	1	1	0	-1
0 James Reese V	G	30:18	5-8	4-5	0-0	0	2	2	4	0	14	3	3	1	0	0	7
5 Jermaine Couisnard	G	27:11	3-9	1-5	0-0	0	2	2	2	2	7	3	6	3	0	0	-3
10 Erik Stevenson	G	23:43	6-9	3-5	0-0	1	2	3	5	1	15	0	1	1	1	0	7
33 Josh Gray		12:14	1-2	0-0	0-0	1	4	5	1	1	2	0	0	1	0	0	4
55 Ta'Quan Woodley		14:29	0-2	0-0	0-0	2	0	2	2	0	0	1	4	1	2	0	-9
1 Jacobi Wright		20:01	0-4	0-0	0-0	0	0	0	1	0	0	1	1	1	0	1	-1
23 Devin Carter		20:22	3-6	0-1	6-10	0	4	4	3	6	12	3	4	0	0	0	1
2 Chico Carter, Jr.		01:30	0-0	0-0	0-0	0	0	0	0	0	0	0	1	0	0	0	0
Team						1	3	4			0		0				
Totals			22-52	8-17	14-20	10	27	37	19	19	66	12	22	9	5	1	3

Technical Fouls::NONE

Shooting By Period		
1st FG%	14-31	45.2%
3PT%	4-8	50.0%
FT%	3-5	60%
2nd FG%	8-21	38.1%
3PT%	4-9	44.4%
FT%	11-15	73.3%
GM FG%	22-52	42.3%
3PT%	8-17	47.1%
FT%	14-20	70.0%

Dead Ball Rebounds: 4, 0

	UAB	USC
Biggest lead	1 (1st 17:22)	16 (2nd 8:59)
Best Scoring Run	10(2nd 6:09)	7(1st 3:03)
Lead Changes	4	
Times Tied	1	
Time with Lead	00:46	38:40

Points from	UAB	USC
Turnovers	21	13
Paint	26	24
Second Chance	10	10
Fast Breaks	4	8
Bench	22	14

Period by Period Scoring	1st	2nd	TOT
UAB	25	38	63
USC	35	31	66

LIVESTATS BY STATS CROWD

GAME 5

Official Basketball Box Score - Final
Wofford at South Carolina
11/23/21 Colonial Life Arena, Columbia
2021-22 Men's Basketball

Game Time: 7:00 PM
Game Duration: 2:05
Attendance: 8,411

Officials: Pat Adams, Todd Austin, Will Howard

Wofford - 74 Record: 4-2

NO. Name		Min	FG M-A	3P M-A	FT M-A	Rebounds OR	DR	TOT	Fouls PF	FD	TP	AS	TO	ST	Blocks BS	BA	+/-
4 Isaiah Bigelow	F	28:48	3-12	2-10	5-6	2	5	7	2	3	13	2	2	1	0	0	5
14 Sam Godwin	F	16:37	0-2	0-1	0-0	0	1	1	4	1	0	0	2	2	0	1	5
33 B.J. Mack	C	28:07	2-9	1-2	4-6	2	1	3	4	4	9	2	6	2	0	1	-17
2 Max Klesmit	G	36:36	8-10	5-7	6-6	1	2	3	4	4	27	0	2	4	0	1	-8
11 Ryan Larson	G	34:27	4-7	1-4	1-2	0	3	3	0	6	10	6	1	0	0	0	-9
13 Morgan Safford		30:31	4-11	3-9	0-0	0	0	0	4	1	11	2	1	0	0	0	-9
15 Austin Patterson		15:15	1-3	0-1	2-3	0	2	2	0	3	4	0	0	1	0	0	-22
0 Luke Turner		05:57	0-1	0-1	0-0	0	0	0	0	0	0	2	0	0	0	0	5
1 Keaton Turner		03:42	0-2	0-0	0-0	0	0	0	1	0	0	0	0	0	0	1	-5
Team						4	1	5			0		0				
Totals			22-57	12-35	18-23	9	15	24	19	22	74	14	14	10	0	4	-11

Technical Fouls::NONE

Shooting By Period		
1st FG%	12-29	41.4%
3PT%	6-17	35.3%
FT%	8-12	66.7%
2nd FG%	10-28	35.7%
3PT%	6-18	33.3%
FT%	10-11	90.9%
GM FG%	22-57	38.6%
3PT%	12-35	34.3%
FT%	18-23	78.3%

Dead Ball Rebounds: 5, 1

South Carolina - 85 Record: 4-1

NO. Name		Min	FG M-A	3P M-A	FT M-A	Rebounds OR	DR	TOT	Fouls PF	FD	TP	AS	TO	ST	Blocks BS	BA	+/-
12 AJ Wilson	F	19:49	1-2	0-1	2-2	2	1	3	1	3	4	1	1	2	1	0	5
15 Wildens Leveque	F	21:02	3-3	0-0	0-0	1	1	2	4	4	6	1	0	0	1	0	7
0 James Reese V	G	30:40	5-10	3-5	2-2	0	3	3	3	1	15	4	1	1	0	0	5
5 Jermaine Couisnard	G	22:58	5-8	3-6	1-4	0	2	2	3	3	14	1	4	0	0	0	7
10 Erik Stevenson	G	32:12	9-14	5-7	2-2	1	5	6	1	3	25	3	3	2	0	0	14
14 Brandon Martin		09:20	0-0	0-0	0-0	0	3	3	0	0	0	0	0	0	0	0	1
1 Jacob Wright		12:15	2-3	0-1	0-0	0	1	1	3	1	4	2	1	0	0	0	4
33 Josh Gray		14:25	0-1	0-0	0-0	0	1	1	3	0	0	2	0	0	0	0	3
23 Devin Carter		15:45	2-4	1-1	2-2	0	4	4	3	2	7	2	4	0	1	0	-1
55 Ta'Quan Woodley		12:59	2-3	0-0	2-3	1	2	3	1	2	6	1	1	0	1	0	4
2 Chico Carter, Jr.		08:35	2-4	0-1	0-0	0	0	0	0	0	4	1	1	0	0	0	6
Team						0	2	2			0		1				
Totals			31-52	12-22	11-15	5	25	30	22	19	85	18	17	5	4	0	11

Technical Fouls::NONE

Shooting By Period		
1st FG%	17-30	56.7%
3PT%	6-11	54.5%
FT%	2-2	100%
2nd FG%	14-22	63.6%
3PT%	6-11	54.5%
FT%	9-13	69.2%
GM FG%	31-52	59.6%
3PT%	12-22	54.5%
FT%	11-15	73.3%

Dead Ball Rebounds: 4, 1

	WOF	USC
Biggest lead	8 (1st 12:00)	14 (2nd 5:10)
Best Scoring Run	12(2nd 14:45)	11(2nd 18:28)
Lead Changes	10	
Times Tied	8	
Time with Lead	09:34	25:53

Points from	WOF	USC
Turnovers	16	22
Paint	18	20
Second Chance	11	11
Fast Breaks	7	10
Bench	15	21

Period by Period Scoring	1st	2nd	TOT
WOF	38	36	74
USC	42	43	85

LIVESTATS BY STATS CROWD

GAME 6

Official Basketball Box Score - Final
Rider at South Carolina
11/28/21 Colonial Life Arena, Columbia
2021-22 Men's Basketball

Game Time: 2:00 PM
Game Duration: 1:56
Attendance: 8,027

Officials: Joe Lindsay, Steven Anderson, Brian O'Connell

Rider - 58 Record: 3-5

NO. Name		Min	FG M-A	3P M-A	FT M-A	Rebounds OR	DR	TOT	Fouls PF	FD	TP	AS	TO	ST	Blocks BS	BA	+/-
5 Mervin James	F	13:20	2-5	1-1	0-0	1	3	4	5	3	5	0	2	1	1	1	6
10 Ajiri Ogemuno-Johnson	F	28:56	3-8	0-0	1-2	3	6	9	5	3	7	1	2	2	1	1	-6
14 Dimercio Vaughn	F	31:08	3-10	0-1	3-6	5	5	10	3	5	9	0	1	0	0	2	-7
2 Allen Powell	G	34:32	4-8	1-3	2-4	1	0	1	1	2	11	3	1	1	1	1	-3
55 Dwight Murray, Jr.	G	40:00	5-10	1-2	4-4	0	8	8	1	3	15	6	6	1	0	2	-7
35 Nehemiah Benson		26:29	2-7	0-1	1-2	2	1	3	4	2	5	0	1	1	0	1	-4
3 Corey McKethan		18:22	1-6	1-3	0-0	0	0	0	3	0	3	1	0	1	0	1	-4
13 Jaelen McGlone		07:13	1-3	1-2	0-0	0	0	0	2	0	3	0	1	0	0	0	-10
Team						1	1	2			0		0				
Totals			21-57	5-13	11-18	13	24	37	24	18	58	11	14	7	3	9	-7

Technical Fouls::NONE

Shooting By Period		
1st FG%	11-32	34.4%
3PT%	2-8	25.0%
FT%	4-6	66.7%
2nd FG%	10-25	40.0%
3PT%	3-5	60.0%
FT%	7-12	58.3%
GM FG%	21-57	36.8%
3PT%	5-13	38.5%
FT%	11-18	61.1%

Dead Ball Rebounds: 3, 0

South Carolina - 65 Record: 5-1

NO. Name		Min	FG M-A	3P M-A	FT M-A	Rebounds OR	DR	TOT	Fouls PF	FD	TP	AS	TO	ST	Blocks BS	BA	+/-
12 AJ Wilson	F	15:00	1-1	0-0	0-2	2	1	3	4	2	2	0	0	0	1	0	-4
15 Wildens Leveque	F	27:06	4-8	0-0	1-3	3	3	6	3	4	9	0	0	0	2	1	-7
0 James Reese V	G	22:08	1-4	0-2	0-0	2	2	4	1	1	2	2	2	2	0	0	-8
5 Jermaine Couisnard	G	16:25	5-9	2-3	1-2	2	1	3	1	2	13	0	2	1	0	1	-12
10 Erik Stevenson	G	21:02	2-9	2-7	4-4	1	1	2	1	3	10	1	1	1	0	0	-5
33 Josh Gray		12:54	0-0	0-0	0-0	0	4	4	2	0	0	0	0	0	3	0	14
1 Jacobi Wright		23:35	2-5	0-3	2-4	0	0	0	1	3	6	4	1	0	0	0	19
23 Devin Carter		19:26	1-8	1-3	2-3	0	4	4	2	4	5	0	2	0	0	1	0
24 Keyshawn Bryant		20:34	6-10	1-2	4-5	1	4	5	1	3	17	2	2	2	3	0	25
55 Ta'Quan Woodley		15:47	0-1	0-0	1-3	1	1	2	2	2	1	0	1	0	0	0	7
14 Brandon Martin		06:03	0-0	0-0	0-0	0	1	1	0	0	0	0	0	0	0	0	5
Team						2	2	4			0		1				
Totals			22-55	6-20	15-26	14	24	38	18	24	65	9	12	6	9	3	7

Technical Fouls::NONE

Shooting By Period		
1st FG%	11-28	39.3%
3PT%	2-10	20.0%
FT%	1-5	20%
2nd FG%	11-27	40.7%
3PT%	4-10	40.0%
FT%	14-21	66.7%
GM FG%	22-55	40.0%
3PT%	6-20	30.0%
FT%	15-26	57.7%

Dead Ball Rebounds: 6, 3

	RID	USC
Biggest lead	9 (1st 16:05)	12 (2nd 5:21)
Best Scoring Run	11(1st 16:05)	11(2nd 5:21)
Lead Changes	2	
Times Tied	2	
Time with Lead	25:37	11:15

Points from	RID	USC
Turnovers	9	12
Paint	20	20
Second Chance	10	11
Fast Breaks	15	9
Bench	11	29

Period by Period Scoring	1st	2nd	TOT
RID	28	30	58
USC	25	40	65

LIVESTATS BY STATS CROWD

56

80

GAME 7 (5-2)

Conway, S.C.
HTC Center
Dec. 1, 2021
Gamecocks fall on the road

CONWAY (AP) - Essam Mostafa had 23 points and 13 rebounds and Coastal Carolina pulled away in the second half to upset South Carolina 80-56 on Wednesday night.

It was Coastal Carolina's first win against a Power Five opponent since beating Utah early in the 2019-20 season.

The Chanticleers had a one-point halftime lead and opened the second on a 24-4 run and cruised from there. Mostafa scored 12 points during the stretch.

Mostafa, a sophomore center from Cairo, Egypt, was 6 of 13 from the field and 11-of-16 shooting at the free-throw line. He entered averaging 18.5 points and 10.5 rebounds while shooting 50% from the field. It was his third double-double of the season.

South Carolina pulled to 64-52 with 8:21 remaining. Mustafa's layup and consecutive dunks from Vince Cole and Wilfried Likayi pushed the Chanticleer's lead to 18 with 4:42 to play.

Rudi Williams added 19 points and six assists for the Chanticleers (3-2). Cole finished with 16 points.

Erik Stevenson scored 12 points and Jacobi Wright had 11 for the Gamecocks (5-2), which ended a four-game win streak while playing in Conway for the first time. The Gamecocks shot 19% (6 of 32) from the floor and had nine turnovers in the second half.

South Carolina forward Josh Gray was ejected with 1.6 seconds remaining in the game for shoving a CCU player.

Coast Carolina beat the Gamecocks for the second time - an 88-74 victory in Columbia in 1993.

80

67

GAME 8 (6-2)

Columbia, S.C.
Colonial Life Arena
Dec. 5, 2021
Gamecocks hold Hoyas to 32.9% FG

COLUMBIA (AP) - Wildens Leveque scored 14 points, 10 South Carolina players scored and the balanced Gamecocks defeated Georgetown 80-67 on Sunday.

Leveque made 6 of 8 shots for the Gamecocks (6-2), who improved to 5-0 at home. Keyshawn Bryant and James Reese V each added 11 points with Bryant also having a team-leading eight rebounds.

Reese scored all five of his second-half points in the last 5:14. He hit a 3-pointer then stole the ball from Georgetown's Donald Carey and fed to Jacobi Wright for a fastbreak layup that pushed South Carolina's lead to 15, 70-55, with 4:48 to play.

Carey led the Hoyas (3-4) with 20 points, including four 3-pointers, and seven rebounds. Aminu Mohammed added 17 points and eight rebounds. Dante Harris scored 13 with six assists.

Georgetown shot 22% in the first half as South Carolina led 36-27 at the break. The Hoyas were able to get as close as six points several times in the second half until Leveque made three straight baskets, including a one-handed dunk at the 7:56 mark.

Georgetown entertains UMBC on Wednesday. South Carolina breaks for a week for finals, resuming basketball Sunday, Dec. 12 at the No Room for Racism Classic, an eight-team event at Rock Hill, S.C.

66

65

GAME 9 (7-2)

Rock Hill, S.C.
Rock Hill Sports & Event Center
Dec. 12, 2021
Gamecocks rally from down 16

ROCK HILL (AP) - James Reese V and Devin Carter combined for 23 second-half points and South Carolina overcame a 16-point deficit to edge Florida State 66-65 on Sunday.

Carter's bucket with three minutes left gave the Gamecocks (7-2) the lead for good and they held on when Malik Osborne missed a wide-open 3-pointer at the buzzer.

Carter finished with 16 points and a team-high seven rebounds. Reese added 13 points with three 3-pointers and Wildens Leveque had 10 points. The Gamecocks were without second-leading scorer Jermaine Cousinard (12.1), who was dealing with an ankle injury. He has missed two of the Gamecocks' last three games with injuries.

Osborne led the Seminoles (5-4), who lost their third straight, with 15 points with three 3-pointers plus nine rebounds. Caleb Mills added 13 points.

Carter and Reese put together scoring streaks in the second half to get the Gamecocks their first lead since the opening minutes. Carter scored seven unanswered points and a few minutes later Reese followed with a 10-0 run including a pair of 3-pointers and a steal and layup to put the Gamecocks up 54-50. The Seminoles tied it with 3:25 remaining before Carter's go-ahead basket.

Florida State outscored the Gamecocks 23-5 over seven minutes to take a 27-11 lead and stayed ahead by double figures until South Carolina got a 12-3 run with seven points from Carter to cut the Seminoles' lead to 36-30 by halftime.

Each team committed 17 turnovers. The Gamecocks outscored Florida State 38-20 in the paint, making up for a 10-of-20 free-throw showing compared to the Seminoles' 21-of-28.

The neutral site game was part of the No Room for Racism Classic.

South Carolina is next host to Allen on Tuesday while Florida State is home against Lipscomb on Wednesday.

GAME 7

Official Basketball Box Score - Final
South Carolina at Coastal Carolina
12/01/21 The HTC Center, Conway, SC
2021-22 Men's Basketball

Game Time: 7:00 PM
Game Duration: 1:59
Attendance: 2,924
Officials: Bart Lenox, Chuck Jones, Rob Rorke

South Carolina - 56 Record: 5-2

NO.	Name		Min	FG M-A	3P M-A	FT M-A	Rebounds OR	DR	TOT	Fouls PF	FD	TP	AS	TO	ST	Blocks BS	BA	+/-
12	AJ Wilson	F	23:10	1-10	0-0	2-3	6	2	8	2	3	4	2	0	2	1	0	-6
15	Wildens Leveque	F	17:29	3-5	0-0	1-2	4	2	6	2	1	7	1	0	0	0	0	-14
0	James Reese V	G	22:24	1-5	1-4	0-0	0	2	2	2	0	3	0	0	0	0	0	-27
1	Jacobi Wright	G	24:45	4-8	3-5	0-0	0	4	4	3	1	11	2	4	1	0	0	-4
10	Erik Stevenson	G	25:52	3-13	2-10	4-4	0	2	2	2	3	12	0	2	0	1	3	-10
14	Brandon Martin		12:14	1-4	0-1	0-0	0	1	1	2	2	2	0	2	1	0	0	-9
2	Chico Carter, Jr.		15:15	2-6	1-4	2-2	0	1	1	3	1	7	0	1	0	0	0	-20
23	Devin Carter		13:03	0-2	0-2	0-0	1	1	2	0	1	0	2	2	1	0	0	-1
24	Keyshawn Bryant		17:45	3-11	0-3	0-0	1	1	2	1	1	6	1	1	0	2	0	-10
33	Josh Gray		10:05	1-4	0-0	0-0	2	2	4	2	0	2	0	1	2	0	1	-8
55	Ta'Quan Woodley		08:09	1-1	0-0	0-0	0	1	1	2	0	2	0	1	0	0	0	-6
4	Tre-Vaughn Minott		05:53	0-0	0-0	0-0	0	1	1	0	0	0	0	0	0	0	0	1
13	Mike Green		03:56	0-1	0-1	0-0	0	0	0	0	0	0	0	0	0	0	0	-6
Team							3	1	4			0			0			
Totals				20-70	7-30	9-11	17	21	38	22	13	56	8	14	7	4	4	-24

Shooting By Period

1st FG%	14-38	36.8%
3PT%	3-13	23.1%
FT%	4-5	80%
2nd FG%	6-32	18.8%
3PT%	4-17	23.5%
FT%	5-6	83.3%
GM FG%	20-70	28.6%
3PT%	7-30	23.3%
FT%	9-11	81.8%

Dead Ball Rebounds: 2, 0

Technical Fouls: Coach 2nd 7:22; Gray 2nd 0:01

Coastal Carolina - 80 Record: 3-2

NO.	Name		Min	FG M-A	3P M-A	FT M-A	Rebounds OR	DR	TOT	Fouls PF	FD	TP	AS	TO	ST	Blocks BS	BA	+/-
44	Essam Mostafa	F	30:45	6-13	0-0	11-16	5	8	13	3	9	23	2	1	1	0	0	20
2	Garrick Green	G	19:05	2-5	1-3	1-2	3	5	8	5	1	6	0	1	0	1	1	15
3	Rudi Williams	G	33:05	6-8	1-1	6-8	1	2	3	1	5	19	6	2	2	0	0	18
10	Ebrima Dibba	G	30:25	2-5	0-1	1-2	1	5	6	3	1	5	4	5	2	0	1	27
24	Vince Cole	G	31:04	4-10	1-6	7-8	0	3	3	1	3	16	0	2	4	0	1	21
5	DeShawn Thomas		07:44	0-0	0-0	0-0	0	1	1	0	0	0	0	1	0	1	0	7
4	Kevin Williamson		07:39	0-1	0-0	0-0	0	0	0	0	0	0	0	0	0	0	0	1
12	Wilfried Likayi		20:32	2-6	0-3	0-0	1	5	6	0	0	4	0	1	2	1	0	7
14	Josh Uduje		17:40	2-9	2-4	1-2	1	0	1	0	1	7	0	1	0	1	1	4
15	Isaac Hippolyte		02:01	0-0	0-0	0-0	0	0	0	0	0	0	0	0	0	0	0	0
Team							4	4	8			0			0			
Totals				24-57	5-18	27-38	16	33	49	13	20	80	12	14	11	4	4	24

Shooting By Period

1st FG%	11-29	37.9%
3PT%	4-10	40.0%
FT%	10-18	55.6%
2nd FG%	13-28	46.4%
3PT%	1-8	12.5%
FT%	17-20	.85%
GM FG%	24-57	42.1%
3PT%	5-18	27.8%
FT%	27-38	71.1%

Dead Ball Rebounds: 7, 0

Technical Fouls: Thomas 2nd 0:01

	USC	CCU
Biggest lead	2 (1st 19:29)	26 (2nd 1:54)
Best Scoring Run	7(1st 2:45)	10(2nd 1:54)
Lead Changes	1	
Times Tied	3	
Time with Lead	01:04	36:58

Points from	USC	CCU
Turnovers	11	12
Paint	18	32
Second Chance	19	16
Fast Breaks	0	25
Bench	19	11

Period by Period Scoring	1st	2nd	TOT
USC	35	21	56
CCU	36	44	80

LIVESTATS BY STATS CROWD SPORTS

GAME 8

Official Basketball Box Score - Final
Georgetown at South Carolina
12/05/21 Colonial Life Arena, Columbia
2021-22 Men's Basketball

Game Time: 2:00 PM
Game Duration: 1:54
Attendance: 9,257
Officials: Doug Shows, Joe Lindsey, Michael Roberts

Georgetown - 67 Record: 3-4

NO.	Name		Min	FG M-A	3P M-A	FT M-A	Rebounds OR	DR	TOT	Fouls PF	FD	TP	AS	TO	ST	Blocks BS	BA	+/-
32	Malcolm Wilson	C	18:07	2-4	0-0	0-1	3	2	5	3	1	4	0	0	0	0	1	-5
0	Aminu Mohammed	G	32:00	6-11	1-3	4-7	3	5	8	4	6	17	1	2	2	0	2	-5
2	Dante Harris	G	34:52	4-13	0-2	5-5	2	4	6	2	5	13	6	3	2	0	0	-8
11	Kaden Rice	G	21:02	0-10	0-8	0-0	2	1	3	0	1	0	0	4	2	0	1	-19
13	Donald Carey	G	31:51	6-12	4-8	4-5	1	6	7	2	3	20	2	4	1	2	0	-4
21	Ryan Mutombo		16:23	4-9	0-0	0-0	5	1	6	2	0	8	0	0	0	2	1	-6
23	Collin Holloway		20:37	1-5	0-2	1-2	3	2	5	1	2	3	0	2	0	0	0	-5
12	Jordan Riley		11:21	0-3	0-0	2-2	0	2	2	2	1	2	0	1	0	0	1	-6
3	Tyler Beard		02:37	0-0	0-0	0-0	0	0	0	0	0	0	0	0	0	0	0	-4
4	Jalin Billingsley		11:10	0-3	0-1	0-0	1	1	2	1	0	0	1	0	1	0	0	-3
Team							1	2	3				0		1			
Totals				23-70	5-24	16-22	21	26	47	17	19	67	10	17	8	4	6	-13

Shooting By Period

1st FG%	9-41	22.0%
3PT%	3-15	20.0%
FT%	6-7	85.7%
2nd FG%	14-29	48.3%
3PT%	2-9	22.2%
FT%	10-15	66.7%
GM FG%	23-70	32.9%
3PT%	5-24	20.8%
FT%	16-22	72.7%

Dead Ball Rebounds: 5, 0

Technical Fouls: NONE

South Carolina - 80 Record: 6-2

NO.	Name		Min	FG M-A	3P M-A	FT M-A	Rebounds OR	DR	TOT	Fouls PF	FD	TP	AS	TO	ST	Blocks BS	BA	+/-
12	AJ Wilson	F	26:51	4-7	1-2	0-0	1	2	3	4	2	9	0	0	1	2	0	13
15	Wildens Leveque	F	21:17	6-8	0-0	2-2	2	2	4	3	3	14	0	1	2	0	0	11
0	James Reese V	G	31:37	5-13	1-5	0-0	1	1	2	0	0	11	3	1	1	0	0	17
1	Jacobi Wright	G	26:52	3-7	0-2	2-5	0	6	6	1	3	8	6	2	0	0	0	17
10	Erik Stevenson	G	13:48	2-4	2-3	0-0	0	1	1	3	0	6	4	0	0	0	0	17
5	Jermaine Cousinard		12:28	2-7	0-3	0-1	0	1	1	0	1	4	2	0	1	0	0	-3
24	Keyshawn Bryant		18:51	4-10	0-0	3-4	3	5	8	2	2	11	0	3	1	2	2	-5
4	Tre-Vaughn Minott		05:27	2-3	0-0	0-0	3	0	3	2	0	4	0	1	0	0	1	-6
23	Devin Carter		19:32	1-5	0-1	2-2	2	2	4	3	3	4	4	1	0	1	0	1
14	Brandon Martin		05:46	0-3	0-0	0-0	1	2	3	1	0	0	1	0	0	0	1	-2
33	Josh Gray		12:43	3-3	0-0	3-6	2	2	4	0	3	9	0	1	0	1	0	5
55	Ta'Quan Woodley		03:28	0-0	0-0	0-0	0	2	2	0	0	0	0	0	0	0	0	2
2	Chico Carter, Jr.		00:40	0-0	0-0	0-0	0	0	0	0	0	0	0	0	0	0	0	-1
13	Mike Green		00:40	0-0	0-0	0-0	0	0	0	0	0	0	0	0	0	0	0	-1
Team							1	1	2				0		0			
Totals				32-70	4-16	12-20	16	27	43	19	17	80	20	10	6	6	4	13

Shooting By Period

1st FG%	16-41	39.0%
3PT%	1-9	11.1%
FT%	3-5	60%
2nd FG%	16-29	55.2%
3PT%	3-7	42.9%
FT%	9-15	60%
GM FG%	32-70	45.7%
3PT%	4-16	25.0%
FT%	12-20	60.0%

Dead Ball Rebounds: 4, 0

Technical Fouls: NONE

	GEO	USC
Biggest lead	0 (1st 20:00)	16 (2nd 2:34)
Best Scoring Run	7(1st 3:58)	9(2nd 18:16)
Lead Changes	0	
Times Tied	0	
Time with Lead	00:00	38:54

Points from	GEO	USC
Turnovers	12	14
Paint	30	42
Second Chance	11	21
Fast Breaks	6	10
Bench	13	32

Period by Period Scoring	1st	2nd	TOT
GEO	27	40	67
USC	36	44	80

LIVESTATS BY STATS CROWD SPORTS

GAME 9

Official Basketball Box Score - Final
Florida St. at South Carolina
12/12/21 Rock Hill Sports & Event Center, Rock Hill
2021-22 Men's Basketball

Game Time: 12:00 PM
Game Duration: 2:18
Attendance: 1,523
Officials:

Florida St. - 65 Record: 5-4

NO.	Name		Min	FG M-A	3P M-A	FT M-A	Rebounds OR	DR	TOT	Fouls PF	FD	TP	AS	TO	ST	Blocks BS	BA	+/-
10	Malik Osborne	F	33:23	4-8	3-6	4-6	3	6	9	2	4	15	0	1	2	1	0	-9
22	John Butler	F	23:15	3-5	1-3	1-2	1	4	5	3	1	8	0	3	1	0	0	-14
0	RayQuan Evans	G	24:05	1-6	0-1	2-2	1	1	2	1	3	4	1	2	2	0	0	-9
2	Anthony Polite	G	24:03	1-4	1-3	6-6	1	3	4	3	4	9	4	0	1	0	0	16
4	Caleb Mills	G	31:38	4-13	0-3	5-5	0	3	3	3	5	13	2	4	2	1	2	3
1	Jalen Warley		19:37	3-5	1-1	1-2	0	0	0	2	2	8	1	3	1	0	0	-3
35	Matthew Cleveland		17:01	2-7	0-2	1-2	2	1	3	3	1	5	0	2	0	0	0	-7
24	Naheem McLeod		09:03	1-1	0-0	1-3	2	2	4	2	2	3	0	0	0	1	0	10
21	Cam'Ron Fletcher		04:15	0-1	0-1	0-0	0	0	0	1	0	0	0	0	1	0	0	5
31	Wyatt Wilkes		13:40	0-1	0-1	0-0	0	1	1	1	0	0	0	1	0	0	0	3
Team							0	2	2				0	1				
Totals				19-51	6-21	21-28	10	23	33	21	22	65	8	17	9	3	2	-1

Shooting By Period

1st FG%	12-29	41.4%
3PT%	3-10	30.0%
FT%	9-12	75%
2nd FG%	7-22	31.8%
3PT%	3-11	27.3%
FT%	12-16	75%
GM FG%	19-51	37.3%
3PT%	6-21	28.6%
FT%	21-28	75.0%

Dead Ball Rebounds: 1, 0

Technical Fouls: NONE

South Carolina - 66 Record: 7-2

NO.	Name		Min	FG M-A	3P M-A	FT M-A	Rebounds OR	DR	TOT	Fouls PF	FD	TP	AS	TO	ST	Blocks BS	BA	+/-
12	AJ Wilson	F	22:50	1-2	0-0	0-0	2	4	6	2	2	2	0	0	0	0	0	-13
15	Wildens Leveque	F	19:46	3-3	0-0	4-6	3	2	5	4	4	10	1	1	0	0	0	5
0	James Reese V	G	18:08	5-9	3-4	0-0	0	1	1	3	0	13	0	1	1	0	0	4
1	Jacobi Wright	G	26:40	0-6	0-2	0-0	0	0	0	1	0	0	1	0	1	3	1	0	-4
10	Erik Stevenson	G	22:27	2-9	1-4	0-0	3	2	5	1	2	5	4	4	0	0	0	11
24	Keyshawn Bryant		18:45	3-7	0-1	1-3	0	2	2	3	2	7	1	3	2	2	1	-2
2	Chico Carter, Jr.		13:20	4-7	0-1	0-0	0	0	0	0	1	8	0	0	1	0	2	5
23	Devin Carter		24:13	6-12	0-2	4-7	3	4	7	3	6	16	0	2	1	0	0	-6
4	Tre-Vaughn Minott		10:16	0-1	0-0	0-2	0	2	2	2	2	0	0	2	1	0	0	-5
14	Brandon Martin		02:50	0-1	0-0	0-0	0	1	1	0	0	0	0	0	0	0	0	-4
33	Josh Gray		09:50	1-1	0-0	1-2	0	0	0	2	1	3	0	1	0	0	0	1
55	Ta'Quan Woodley		10:55	1-1	0-0	0-0	1	3	4	1	1	2	0	0	0	0	0	18
Team							2	6	8			0		0				
Totals				26-59	4-14	10-20	14	27	41	22	21	66	7	17	7	2	3	1

Shooting By Period

1st FG%	12-31	38.7%
3PT%	1-6	16.7%
FT%	5-10	50%
2nd FG%	14-28	50.0%
3PT%	3-8	37.5%
FT%	5-10	50%
GM FG%	26-59	44.1%
3PT%	4-14	28.6%
FT%	10-20	50.0%

Dead Ball Rebounds: 6, 1

Technical Fouls: NONE

	FSU	USC
Biggest lead	16 (1st 10:57)	7 (2nd 4:48)
Best Scoring Run	8(1st 15:26)	12(2nd 8:33)
Lead Changes	3	
Times Tied	15	16
Time with Lead	28:33	09:37

Points from	FSU	USC
Turnovers	23	19
Paint	20	38
Second Chance	15	16
Fast Breaks	6	2
Bench	16	36

Period by Period Scoring	1st	2nd	TOT
FSU	36	29	65
USC	30	36	66

LIVESTATS BY STATS CROWD SPORTS

110
51

GAME 10 (8-2)

Columbia, S.C.
Colonial Life Arena
Dec. 14, 2021
All 15 Gamecocks score in win

COLUMBIA (AP) -- Wildens Leveque scored 12 points in 11 minutes of play and South Carolina overwhelmed NAIA-member Allen University 110-51 on Tuesday night.

It was the largest margin of victory for South Carolina since a 53-point (108-55) win over Furman during the 1967-68 season. The Gamecocks, who had not scored 100 points in a game since the 2007-08 season, have done it twice this season. They improved to 48-1 all-time when topping the century mark.

Leveque sank 5 of 6 shots from the floor for the Gamecocks (8-2), who shot 54% overall. Devin Carter came off the bench to contribute 12 points, seven rebounds and four assists. Reserve Brandon Martin finished with 10 points, 11 rebounds and five assists, while Mike Green hit three 3-pointers and scored 11. Keyshawn Bryant had 10 points.

Carter scored nine points in the first half as the Gamecocks took a 51-22 lead into intermission. South Carolina topped 100 on Green's 3-pointer with 3:31 remaining in the game. The Gamecocks finished with 31 assists - the second best in school history. South Carolina had 33 assists in a win over Georgia Southern in 1976.

Jaylen Green led the Yellow Jackets with 12 points, while Andre Baker scored 11.

South Carolina dominated the boards 59-20 and outscored Allen 60-14 in the paint. The Yellow Jackets made just 20 of 62 shots (32.3%).

56
70

GAME 11 (8-3)

Clemson, S.C.
Littlejohn Coliseum
Dec. 18, 2021
Carter scores season-high 21 points

CLEMSON, S.C. (AP) -- Hunter Tyson scored 18 points and grabbed 13 rebounds to lead Clemson to a 70-56 win over South Carolina Saturday, the Tigers' third straight and sixth consecutive victory on their home court to start the season.

Clemson took control of the game with a 9-0 run at the end of the first half that was stemmed only by a 3-pointer by the Gamecocks' Chico Carter Jr., and a 22-3 run to open the second half.

South Carolina responded with a 12-0 run of its own in the second half, but never got within single digits.

The Gamecocks (8-3) are 0-2 on the road to start the season, losing twice to in-state rivals.

Tyson was 6 of 12 from the floor and 6 of 9 from the line. PJ Hall added 16 points, grabbed eight rebounds and blocked three shots for Clemson (8-4), and David Collins added 12 points and eight rebounds.

Carter converted 9 of 10 from the free throw line and led South Carolina with 21 points. Erik Stevenson added 10 points and seven boards.

Clemson faces Virginia in an ACC battle Wednesday. South Carolina hosts Army Wednesday.

105
75

GAME 12 (9-3)

Columbia, S.C.
Colonial Life Arena
Dec. 22, 2021
Carters combine for 42 points in win

COLUMBIA (AP) -- Devin Carter and Chico Carter Jr. combined for 42 points and South Carolina scored a season high in defeating Army 105-75 on Wednesday.

Devin Carter was 8-of-13 shooting in scoring a career-high 22 points. Chico Carter Jr., unrelated to Devin, shot 7 of 13 and made his three 3-point attempts for 20 points. Erik Stevenson added 13 points and Jacobi Wright 11 for the Gamecocks (9-3), who shot 59%, making 8 of 15 3-point tries.

Josh Caldwell scored 18 points on 8-of-15 shooting and Jalen Rucker and Chris Mann added 12 each for the Black Knights (6-6). Army shot 40% and made 9 of 18 from the arc but gave up 29 points off turnovers and was outscored by 20 in the paint. They had eight shots blocked.

South Carolina took control late in the first half, leading by 18 at the break. The lead never dipped below 16 in the second half with the Gamecocks going up by as many as 32. It was the second time in three games the Gamecocks scored over 100 points, the other coming against NCAA Division II-member Allen.

Army held an early lead for seven minutes of the first half before matters unraveled for the Black Knights with the Gamecocks shooting 67% and scoring 23 points off 12 Army turnovers to lead 61-43.

This was only the second meeting between the programs. Army defeated South Carolina 59-45 in the quarterfinals of the 1969 NIT at Madison Square Garden.

GAME 10

Official Basketball Box Score - Final
Allen at South Carolina
12/14/21 Colonial Life Arena, Columbia, S.C.
2021-22 Men's Basketball

Game Time: 7:30 PM
Game Duration: 1:39
Attendance: 7,872

Officials: Anthony Jordan, Randy Heimerman, Erroll Lewis

Allen - 51 Record: 0-9

NO.	Name		Min	FG M-A	3P M-A	FT M-A	Rebounds OR	DR	TOT	Fouls PF	FD	TP	AS	TO	ST	Blocks BS	BA	+/-
12	Reginald Reynolds	F	21:16	2-5	0-2	0-0	1	2	3	2	1	4	1	1	0	3	0	-35
25	Jaylen Green	F	31:55	4-12	2-5	2-2	0	3	3	2	2	12	0	1	0	2	3	-32
4	Andre Baker	G	22:28	4-9	3-6	0-0	0	1	1	0	1	11	1	1	0	0	1	-32
5	Anthony Baker	G	31:50	2-7	1-3	1-2	0	2	2	0	3	6	4	1	1	0	0	-51
11	Darius Williams	G	18:54	3-6	1-1	0-0	0	2	2	1	0	7	2	6	2	0	1	-24
3	Shawn Jones Jr.		14:30	0-8	0-3	0-0	2	1	3	1	1	0	2	2	1	0	2	-16
22	Michael Ferguson		08:43	2-2	0-0	0-0	0	0	0	1	0	4	0	0	0	0	0	-6
23	Nicholas Cook		14:44	2-5	0-0	0-0	0	2	2	1	0	4	0	1	0	0	0	-24
13	Elijah Fabyan		11:42	0-3	0-1	0-0	0	0	0	0	1	0	0	0	0	0	1	-14
10	D'Andre James		11:57	0-1	0-0	0-0	0	1	1	1	0	0	1	0	0	0	1	-16
14	Jake Mullen		07:24	1-3	1-3	0-0	0	0	0	0	0	3	0	1	0	0	0	-17
24	Khairiq Grogins		04:37	0-1	0-0	0-0	0	0	0	1	0	0	0	0	0	0	0	-6
Team							2	1	3			0		0				
Totals				20-62	8-24	3-4	5	15	20	10	9	51	11	14	4	5	9	-59

Shooting By Period		
1st FG%	10-29	34.5%
3PT%	1-7	14.3%
FT%	1-2	50%
2nd FG%	10-33	30.3%
3PT%	7-17	41.2%
FT%	2-2	100%
GM FG%	20-62	32.3%
3PT%	8-24	33.3%
FT%	3-4	75.0%

Dead Ball Rebounds: 1, 0

Technical Fouls:NONE

South Carolina - 110 Record: 8-2

NO.	Name		Min	FG M-A	3P M-A	FT M-A	Rebounds OR	DR	TOT	Fouls PF	FD	TP	AS	TO	ST	Blocks BS	BA	+/-
12	AJ Wilson	F	03:16	1-2	0-0	0-0	2	0	2	0	0	2	0	0	0	1	0	2
15	Wildens Leveque	F	10:50	5-6	0-0	2-3	2	1	3	1	2	12	0	0	1	1	0	14
0	James Reese V	G	16:16	3-8	3-8	0-0	0	4	4	1	0	9	2	1	0	0	0	26
1	Jacobi Wright	G	17:18	2-5	1-3	0-0	0	0	0	1	0	5	2	0	1	0	1	21
10	Erik Stevenson	G	14:18	2-9	0-5	1-1	2	3	5	1	1	5	6	0	1	0	1	13
14	Brandon Martin		20:48	5-8	0-0	0-0	5	6	11	0	0	10	5	0	0	1	2	35
2	Chico Carter, Jr.		22:04	3-5	3-4	0-0	0	2	2	0	0	9	6	0	0	1	0	33
23	Devin Carter		16:09	6-9	0-3	0-0	1	6	7	0	2	12	4	4	2	2	0	23
24	Keyshawn Bryant		16:20	4-9	1-3	1-2	1	0	1	1	1	10	1	0	2	0	1	16
4	Tre-Vaughn Minott		10:47	2-3	0-0	2-2	2	3	5	2	1	6	0	0	0	0	0	22
55	Ta'Quan Woodley		11:19	2-2	0-0	0-0	1	1	2	0	0	4	2	0	1	1	0	16
33	Josh Gray		13:02	2-4	0-0	0-0	3	4	7	0	0	4	1	0	0	1	0	16
21	Ja'Von Benson		12:45	3-6	0-0	2-4	2	4	6	1	3	8	0	2	0	1	0	24
13	Mike Green		07:24	4-6	3-5	0-0	0	1	1	1	0	11	0	0	1	0	0	17
44	Ford Cooper Jr.		07:24	1-1	1-1	0-0	0	0	0	0	0	3	2	1	0	0	0	17
Team							2	1	3			0		0				
Totals				45-83	12-32	8-12	23	36	59	9	10	110	31	8	9	9	5	59

Shooting By Period		
1st FG%	20-43	46.5%
3PT%	6-19	31.6%
FT%	5-7	71.4%
2nd FG%	25-40	62.5%
3PT%	6-13	46.2%
FT%	3-5	60%
GM FG%	45-83	54.2%
3PT%	12-32	37.5%
FT%	8-12	66.7%

Dead Ball Rebounds: 4, 1

Technical Fouls:NONE

	ALLEN	USC
Biggest lead	2 (1st 18:18)	59 (2nd 0:37)
Best Scoring Run	3 (1st 2:31)	14 (2nd 13:10)
Lead Changes	1	
Times Tied	3	
Time with Lead	00:08	37:05

Points from	ALLEN	USC
Turnovers	5	23
Paint	14	60
Second Chance	4	23
Fast Breaks	9	24
Bench	11	77

Period by Period Scoring	1st	2nd	TOT
ALLEN	22	29	51
USC	51	59	110

LIVESTATS

GAME 11

Official Basketball Box Score - Final
South Carolina at Clemson
12/18/21 Littlejohn Coliseum, Clemson
2021-22 Men's Basketball

Game Time: 6:00 PM
Game Duration: 2:25
Attendance: 6,877

Officials: Mike Roberts, Ted Valentine, Steve Anderson

South Carolina - 56 Record: 8-3

NO.	Name		Min	FG M-A	3P M-A	FT M-A	Rebounds OR	DR	TOT	Fouls PF	FD	TP	AS	TO	ST	Blocks BS	BA	+/-
24	Keyshawn Bryant	F	29:39	2-12	0-2	1-2	1	1	2	4	1	5	0	3	0	3	2	-22
4	Tre-Vaughn Minott	G	13:21	0-0	0-0	0-1	1	5	6	4	3	0	0	2	0	3	0	-12
1	Jacobi Wright	G	25:15	2-6	1-2	0-0	0	3	3	2	0	5	0	2	0	0	0	-5
5	Jermaine Couisnard	G	24:05	1-3	1-3	2-2	0	1	1	2	2	5	0	2	0	0	0	-18
10	Erik Stevenson	G	30:08	3-12	1-6	3-3	2	5	7	3	2	10	1	0	0	0	0	4
2	Chico Carter, Jr.		29:40	5-13	2-4	9-10	0	2	2	2	8	21	1	2	0	0	3	-5
14	Brandon Martin		20:13	2-3	0-1	0-0	0	2	2	2	0	4	1	2	0	0	0	-10
55	Ta'Quan Woodley		10:26	0-0	0-0	0-0	1	4	5	5	1	0	0	1	1	0	0	-3
21	Ja'Von Benson		16:13	3-6	0-2	0-2	2	3	5	4	1	6	1	1	1	1	0	1
Team							1	1	2			0	0					
Totals				18-55	5-20	15-20	8	27	35	29	18	56	4	15	2	7	5	-14

Shooting By Period		
1st FG%	8-25	32.0%
3PT%	4-13	30.8%
FT%	4-4	100%
2nd FG%	10-30	33.3%
3PT%	1-7	14.3%
FT%	11-16	68.8%
GM FG%	18-55	32.7%
3PT%	5-20	25.0%
FT%	15-20	75.0%

Dead Ball Rebounds: 2, 0

Technical Fouls: Coach 1st 0:53

Clemson - 70 Record: 8-4

NO.	Name		Min	FG M-A	3P M-A	FT M-A	Rebounds OR	DR	TOT	Fouls PF	FD	TP	AS	TO	ST	Blocks BS	BA	+/-
5	Hunter Tyson	F	31:52	6-12	0-3	6-9	6	7	13	2	6	18	1	2	1	0	1	17
24	PJ Hall	F	29:12	5-14	0-1	6-8	3	5	8	4	7	16	2	0	1	3	2	22
2	Al-Amir Dawes	G	23:11	2-12	1-9	3-4	0	3	3	2	3	8	3	1	1	0	1	16
4	Nick Honor	G	34:47	0-7	0-3	2-2	1	1	2	2	1	2	2	1	0	0	0	0
13	David Collins	G	33:44	4-11	1-2	3-4	3	5	8	2	5	12	0	3	1	1	2	12
12	Alex Hemenway		14:59	3-5	3-4	0-0	0	3	3	3	1	9	0	1	0	0	0	13
1	Ian Schieffelin		06:08	0-0	0-0	2-2	0	0	0	1	1	2	1	0	0	0	0	-8
33	Naz Bohannon		11:42	0-0	0-0	0-0	0	3	3	1	2	0	1	3	1	0	0	-2
3	Chase Hunter		13:19	1-2	0-0	1-2	2	3	5	0	2	3	0	1	0	1	1	1
10	Ben Middlebrooks		01:06	0-0	0-0	0-0	0	0	0	1	0	0	0	1	0	0	0	-1
Team							4	2	6				0		1			
Totals				21-63	5-22	23-31	19	32	51	18	28	70	10	14	5	5	7	14

Shooting By Period		
1st FG%	10-34	29.4%
3PT%	2-11	18.2%
FT%	8-13	61.5%
2nd FG%	11-29	37.9%
3PT%	3-11	27.3%
FT%	15-18	83.3%
GM FG%	21-63	33.3%
3PT%	5-22	22.7%
FT%	23-31	74.2%

Dead Ball Rebounds: 4, 0

Technical Fouls:NONE

	SOC	CLE
Biggest lead	5 (1st 12:59)	25 (2nd 12:25)
Best Scoring Run	12 (2nd 8:40)	16 (2nd 12:25)
Lead Changes	4	
Times Tied	4	
Time with Lead	10:52	25:50

Points from	SOC	CLE
Turnovers	16	21
Paint	20	32
Second Chance	6	16
Fast Breaks	4	7
Bench	31	14

Period by Period Scoring	1st	2nd	TOT
SOC	24	32	56
CLE	30	40	70

LIVESTATS

GAME 12

Official Basketball Box Score - Final
Army West Point at South Carolina
12/22/21 Colonial Life Arena, Columbia
2021-22 Men's Basketball

Game Time: 3:00 PM
Game Duration: 1:52
Attendance: 9,181

Officials: Byron Jarrett, Wil Howard, Troy Mathis

Army West Point - 75 Record: 6-6

NO.	Name		Min	FG M-A	3P M-A	FT M-A	Rebounds OR	DR	TOT	Fouls PF	FD	TP	AS	TO	ST	Blocks BS	BA	+/-
4	Chris Mann	F	21:19	4-10	2-3	2-3	1	1	2	0	2	12	1	0	1	0	3	-8
34	Charlie Peterson	F	11:32	1-6	0-0	0-0	5	1	6	3	0	2	0	1	1	0	1	-21
0	Josh Caldwell	G	27:30	8-15	1-2	1-2	0	3	3	3	2	18	2	4	3	0	1	-21
1	Jalen Rucker	G	31:09	5-15	2-7	0-0	2	1	3	4	0	12	4	4	0	0	0	-23
23	Aaron Duhart	G	19:48	2-4	1-1	0-1	0	0	0	2	4	5	3	2	1	0	0	-17
44	Matt Dove		22:20	2-4	0-0	1-2	2	2	4	1	3	5	4	1	2	1	1	-7
35	TJ Small		07:20	2-3	0-1	1-1	0	0	0	2	1	5	0	0	0	0	0	-7
55	AJ Allenspach		10:54	0-4	0-0	0-0	3	3	6	1	1	0	0	0	0	0	1	-21
24	Jared Cross		12:35	1-1	1-1	0-0	0	0	0	0	1	3	0	2	0	0	0	-19
22	Kwabena Davis		08:02	2-6	1-2	2-2	0	1	1	1	1	7	0	1	0	0	0	-1
54	Abe Johnson		06:08	0-0	0-0	0-3	0	1	1	2	2	0	0	0	0	0	0	-2
2	Brendan Thiele		04:24	1-1	1-1	0-0	0	1	1	0	0	3	0	1	0	0	0	0
10	Isaiah Caldwell		07:59	0-1	0-0	1-2	3	1	4	0	1	1	1	0	0	0	0	-2
25	Jordan Coleman		05:37	0-0	0-0	0-0	1	1	2	1	0	0	0	1	0	0	0	0
12	Blane St. Clair		03:23	1-2	0-0	0-0	0	0	0	0	0	2	0	0	0	0	1	-1
Team							4	0	4			0		1				
Totals				29-72	9-18	8-16	21	16	37	20	18	75	15	18	8	1	8	-30

Shooting By Period		
1st FG%	16-36	44.4%
3PT%	6-11	54.5%
FT%	5-7	71.4%
2nd FG%	13-36	36.1%
3PT%	3-7	42.9%
FT%	3-9	33.3%
GM FG%	29-72	40.3%
3PT%	9-18	50.0%
FT%	8-16	50.0%

Dead Ball Rebounds: 4, 0

Technical Fouls:NONE

South Carolina - 105 Record: 9-3

NO.	Name		Min	FG M-A	3P M-A	FT M-A	Rebounds OR	DR	TOT	Fouls PF	FD	TP	AS	TO	ST	Blocks BS	BA	+/-
24	Keyshawn Bryant	F	13:29	3-6	1-1	1-3	1	1	2	5	2	8	0	3	0	2	0	1
4	Tre-Vaughn Minott	C	14:19	4-4	0-0	0-1	0	2	2	2	1	8	0	2	0	1	0	6
1	Jacobi Wright	G	28:13	4-8	2-4	1-2	0	2	2	0	1	11	4	1	2	0	0	24
2	Chico Carter, Jr.	G	27:47	7-13	3-3	3-3	0	1	1	1	2	20	1	4	3	0	1	19
10	Erik Stevenson	G	26:39	4-6	1-2	4-4	1	5	6	2	4	13	5	2	1	1	0	17
23	Devin Carter		25:02	8-13	1-3	5-6	1	2	3	0	5	22	2	0	3	0	0	22
14	Brandon Martin		23:58	4-5	0-0	0-1	2	4	6	1	2	8	2	0	1	0	0	22
55	Ta'Quan Woodley		15:42	2-3	0-0	0-0	2	2	4	2	0	4	1	1	0	1	0	21
21	Ja'Von Benson		11:44	2-4	0-2	0-0	2	3	5	3	0	4	1	2	0	2	0	8
33	Josh Gray		08:15	3-7	0-0	1-1	4	1	5	2	3	7	0	0	0	0	0	9
13	Mike Green		04:52	0-1	0-0	0-0	0	0	0	0	0	0	0	0	0	0	1	1
Team							2	1	3			0		0				
Totals				41-70	8-15	15-21	15	24	39	18	20	105	16	15	10	8	1	30

Shooting By Period		
1st FG%	24-36	66.7%
3PT%	6-9	66.7%
FT%	7-8	87.5%
2nd FG%	17-34	50.0%
3PT%	2-6	33.3%
FT%	8-13	61.5%
GM FG%	41-70	58.6%
3PT%	8-15	53.3%
FT%	15-21	71.4%

Dead Ball Rebounds: 4, 2

Technical Fouls:NONE

	ARM	USC
Biggest lead	8 (1st 14:39)	32 (2nd 1:04)
Best Scoring Run	6 (1st 14:39)	12 (1st 11:46)
Lead Changes	3	
Times Tied	1	
Time with Lead	07:14	32:07

Points from	ARM	USC
Turnovers	9	29
Paint	36	56
Second Chance	4	23
Fast Breaks	19	24
Bench	26	45

Period by Period Scoring	1st	2nd	TOT
ARM	43	32	75
USC	61	44	105

LIVESTATS

66

81

GAME 13 (9-4, 0-1 SEC)

Columbia, S.C.
Colonial Life Arena
Jan. 4, 2022
Stevenson scores 25 to match season high

COLUMBIA (AP) -- Wendell Green Jr. scored a season-high 22 points and No. 9 Auburn beat South Carolina 81-66 for its 10th straight win Tuesday night.

The Tigers (13-1, 2-0 Southeastern Conference) were up by 21 points in the second half before the Gamecocks cut it to 63-55 with about seven minutes left. But Green stepped forward again with two foul shots and 7-foot-1 Walker Kessler jammed home a basket as Auburn opened 2-0 in the league for the first time in four years.

Auburn made the Top 10 for the first time this season - and fourth time in the past five seasons - and had little trouble justifying their lofty spot most of the way against the Gamecocks. Green was practically unstoppable in the first 20 minutes, the 5-foot-11 sophomore going for 14 points as he made six of 10 shots and grabbed five rebounds. Green has six points in a 17-5 run by the Tigers to take control. Green had a three-point play to increase the margin to 12 points. When he blew by the defense for an uncontested layup two minutes later, a frustrated South Carolina coach Frank Martin called time out.

Nothing the Gamecocks did stopped Green, who moments later connected on a long, floating 3-pointer several feet behind the line to go up 44-27.

Kessler, the North Carolina transfer, was coming off a triple-double (16 points, 10 rebounds, 11 blocks) in Auburn's win over LSU last time out.

And Kessler was a presence in this one, his length keeping South Carolina from getting close the basket as Auburn outscored the Gamecocks 24-8 on points in the paint.

Kessler wasn't too far off a second straight triple double, finishing with 12 points, 10 boards and four of Auburn's six blocked shots.

The Tigers hadn't won this many in a row since notching 12 straight victories late in the 2018-2019 season. That streak came to an end in the Final Four, a 63-62 semifinal loss to Virginia.

Erik Stevenson tied his season high with 25 points for South Carolina.

72

70

GAME 14 (10-4, 1-1 SEC)

Nashville, Tenn.
Memorial Gym
Jan. 8, 2022
Balanced effort leads Gamecocks in Music City

NASHVILLE (AP) -- James Reese V scored 13 points and Vanderbilt failed to get up a shot in the final 6.3 seconds as South Carolina pulled out a 72-70 win on Saturday.

Myles Stute, who led the Commodores with 19 points, made 1 of 2 free throws with 12 seconds left. Reese responded with 1 of 2 from the line with 6.3 seconds to go.

Following a timeout, Scotty Pippen Jr. took the ball the length of the court but as he drove to the basket tried to kick out out as time expired.

Wildens Leveque added 10 for the Gamecocks (10-4, 1-1 Southeastern Conference).

Pippen scored 15 of his 17 in the second half and Jordan Wright had 15 for the Commodores (9-5, 1-1), who had their four-game winning streak snapped.

South Carolina led 34-32 at the half. Four free throws by Pippen had Vanderbilt within 49-48 but Jermaine Couisnard hit a 3 and scored the last seven points in an 8-0 run to make it 57-48 just past the midpoint. A three-point play by Reese produced the big lead at 64-53 with 6:08 to go.

Pippen's jumper pulled Vanderbilt within 69-67 with 1:34 remaining. Devin Carter made a dunk for South Carolina with just under a minute to play but Pippen made two more free throws and it was 71-69 at 40 seconds.

The Gamecocks ran the clock down but missed a 3-pointer and Stute was fouled on the rebound.

South Carolina was only 3 of 17 from 3-point range but shot 55% (28 of 51) overall. The Gamecocks went 13 of 18 from the foul line but Vanderbilt, which shot just 39% despite going 8 of 22 behind the arc, made 26 of 36 free throws.

South Carolina plays at No. 18 Tennessee on Tuesday while Vanderbilt is home against Kentucky.

46

66

GAME 15 (10-5, 1-2 SEC)

Knoxville, Tenn.
Thompson–Boling Arena
Jan. 11, 2022
Reese leads all scorers with 15 points

KNOXVILLE, Tenn. (AP) -- Santiago Vescovi scored 14 points to help No. 22 Tennessee overcome a sluggish start and beat South Carolina, 66-46 on Tuesday night.

The Volunteers (11-4, 2-2 Southeastern Conference), who live by the 3-point shot, missed their first five attempts and didn't hit their first 3-pointer until 2 minutes were left in the first half. The score was tied at 22 when Tennessee went on a 12-2 run that spilled over into the second half.

Josiah-Jordan James had 11 points and 12 rebounds to aid the Tennessee effort. James hit a 3-pointer at the buzzer to end the first half that gave the Vols a spark. Zakai Zeigler had 11 points and John Fulkerson added 10.

James Reese led the Gamecocks (10-5, 1-2) with 15 points.

GAME 13

Official Basketball Box Score - Final
Auburn at South Carolina
01/04/22 Colonial Life Arena, Columbia
2021-22 Men's Basketball

Game Time: 6:30 PM
Game Duration: 1:56
Attendance: 8,538

Officials: Anthony Jordan, Byron Jarrett, K.B. Burdett Jr.

Auburn - 81 Record: 13-1 (2-0)

NO.	Name		Min	FG M-A	3P M-A	FT M-A	Rebounds OR	DR	TOT	Fouls PF	FD	TP	AS	TO	ST	Blocks BS	BA	+/-
10	Jabari Smith	F	22:56	3-9	2-4	2-2	0	1	1	2	1	10	1	4	0	0	0	7
13	Walker Kessler	F	28:25	5-5	0-0	2-2	1	9	10	1	1	12	0	1	0	4	0	13
0	K.D. Johnson	G	21:33	1-4	0-0	0-0	1	2	3	3	0	2	1	3	2	0	1	4
12	Zep Jasper	G	23:38	4-5	2-2	3-4	0	0	0	3	3	13	3	2	0	1	1	7
35	Devan Cambridge	G	25:28	1-4	1-2	1-3	1	4	5	1	3	4	0	0	1	0	0	-1
1	Wendell Green Jr.		28:16	7-15	1-5	7-7	2	3	5	0	6	22	5	2	2	0	0	20
44	Dylan Cardwell		11:35	2-2	0-0	1-2	0	0	0	2	1	5	2	0	4	1	0	2
5	Chris Moore		09:17	2-4	0-0	1-3	3	1	4	1	3	5	0	2	0	1	0	9
2	Jaylin Williams		17:04	3-5	0-0	0-0	0	2	2	1	0	6	1	2	0	0	1	8
24	Lior Berman		11:48	1-3	0-1	0-0	0	0	0	1	2	2	1	0	0	0	0	6
Team								1	3	4		0			0			
Totals				29-56	6-14	17-23	9	25	34	15	20	81	14	16	9	7	3	15

Shooting By Period		
1st FG%	19-34	55.9%
3PT%	3-8	37.5%
FT%	3-6	50%
2nd FG%	10-22	45.5%
3PT%	3-6	50.0%
FT%	14-17	82.4%
GM FG%	29-56	51.8%
3PT%	6-14	42.9%
FT%	17-23	73.9%

Dead Ball Rebounds: 2, 0

Technical Fouls:NONE

South Carolina - 66 Record: 9-4 (0-1)

NO.	Name		Min	FG M-A	3P M-A	FT M-A	Rebounds OR	DR	TOT	Fouls PF	FD	TP	AS	TO	ST	Blocks BS	BA	+/-
12	AJ Wilson	F	24:39	2-6	0-2	0-0	4	4	8	0	0	4	3	1	1	0	1	6
15	Wildens Leveque	F	26:52	5-5	0-0	1-2	2	5	7	3	2	11	1	2	1	2	0	-3
0	James Reese V	G	34:37	2-9	2-7	3-4	0	5	5	3	2	9	3	1	2	0	0	-3
1	Jacobi Wright	G	13:14	2-5	0-1	2-2	0	1	1	3	3	6	3	3	1	0	2	0
10	Erik Stevenson	G	35:20	9-15	5-8	2-2	1	4	5	3	3	25	4	3	1	0	2	-1
2	Chico Carter, Jr.		10:17	1-2	0-0	0-0	0	0	0	1	0	2	0	2	0	1	0	-12
33	Josh Gray		10:36	0-2	0-0	0-1	1	1	2	2	2	0	0	1	0	0	0	-11
14	Brandon Martin		15:21	0-2	0-0	0-0	1	0	1	1	0	0	0	2	0	0	0	-21
23	Devin Carter		06:33	0-2	0-1	0-0	0	0	0	1	0	0	0	2	0	0	0	-15
24	Keyshawn Bryant		03:30	0-1	0-0	0-2	0	0	0	1	1	0	0	0	0	0	1	-11
5	Jermaine Couisnard		16:29	3-9	3-5	0-0	0	1	1	0	2	9	2	0	0	0	1	-3
4	Tre-Vaughn Minott		02:32	0-0	0-0	0-0	0	0	0	2	0	0	0	1	0	0	0	-1
Team								2	0	2		0			2			
Totals				24-58	10-24	8-13	11	21	32	20	15	66	16	20	6	3	7	-15

Shooting By Period		
1st FG%	10-27	37.0%
3PT%	5-14	35.7%
FT%	4-8	50%
2nd FG%	14-31	45.2%
3PT%	5-10	50.0%
FT%	4-5	80%
GM FG%	24-58	41.4%
3PT%	10-24	41.7%
FT%	8-13	61.5%

Dead Ball Rebounds: 3, 1

Technical Fouls:NONE

	AU	SC
Biggest lead	21 (2nd 16:39)	4 (1st 17:49)
Best Scoring Run	12 (1st 10:31)	8 (2nd 6:44)
Lead Changes	3	
Times Tied	1	
Time with Lead	35:56	03:00

Points from	AU	SC
Turnovers	26	19
Paint	36	24
Second Chance	7	19
Fast Breaks	11	10
Bench	40	11

Period by Period Scoring		1st	2nd	TOT
	AU	44	37	81
	SC	29	37	66

LIVESTATS BY GENIUS SPORTS

GAME 14

Official Basketball Box Score - Final
South Carolina at Vanderbilt
01/08/22 Memorial Gymnasium, Nashville
2021-22 Men's Basketball

Game Time: 11:00 AM
Game Duration: 2:20
Attendance: 5,581

Officials: Don Daily, Olandis Poole, Patrick Evans

South Carolina - 72 Record: 10-4 (1-1)

NO.	Name		Min	FG M-A	3P M-A	FT M-A	Rebounds OR	DR	TOT	Fouls PF	FD	TP	AS	TO	ST	Blocks BS	BA	+/-
12	AJ Wilson	F	08:52	2-2	0-0	2-2	1	2	3	4	1	6	1	0	1	1	0	0
15	Wildens Leveque	F	28:32	4-6	0-0	2-2	1	2	3	5	3	10	1	0	0	1	0	4
0	James Reese V	G	30:42	5-11	1-6	2-3	0	2	2	1	4	13	0	1	0	1	0	5
1	Jacobi Wright	G	14:43	2-4	0-1	0-0	1	2	3	2	0	4	4	3	2	0	1	2
10	Erik Stevenson	G	27:22	4-7	1-4	0-0	0	6	6	3	2	9	3	2	1	0	0	5
5	Jermaine Couisnard		25:17	3-8	1-4	2-4	1	3	4	2	3	9	4	3	2	1	1	0
14	Brandon Martin		17:31	0-0	0-0	3-4	0	1	1	1	2	3	0	2	1	0	0	1
23	Devin Carter		14:34	2-4	0-1	1-2	1	2	3	2	1	5	0	4	0	0	1	-10
33	Josh Gray		10:48	2-2	0-0	1-1	0	1	1	2	2	5	0	2	1	1	0	0
24	Keyshawn Bryant		11:43	3-5	0-0	0-0	1	0	1	5	2	6	0	2	1	0	1	-5
2	Chico Carter, Jr.		09:56	1-2	0-1	0-0	0	1	1	1	0	2	2	1	2	0	0	8
Team							1	1	2			0		2				
Totals				28-51	3-17	13-18	7	23	30	28	20	72	15	22	11	5	4	2

Shooting By Period		
1st FG%	16-25	64.0%
3PT%	1-7	14.3%
FT%	1-1	100%
2nd FG%	12-26	46.2%
3PT%	2-10	20.0%
FT%	12-17	70.6%
GM FG%	28-51	54.9%
3PT%	3-17	17.6%
FT%	13-18	72.2%

Dead Ball Rebounds: 4, 0

Technical Fouls:NONE

Vanderbilt - 70 Record: 9-5 (1-1)

NO.	Name		Min	FG M-A	3P M-A	FT M-A	Rebounds OR	DR	TOT	Fouls PF	FD	TP	AS	TO	ST	Blocks BS	BA	+/-
10	Myles Stute	F	25:52	4-8	4-7	7-8	1	3	4	3	5	19	0	1	2	0	1	2
42	Quentin Millora-Brown	F	21:51	2-4	0-0	3-5	2	2	4	5	4	7	2	0	1	3	0	4
2	Scotty Pippen Jr.	G	34:03	4-11	0-3	9-10	1	2	3	2	7	17	6	7	0	0	2	1
3	Rodney Chatman	G	24:24	0-1	0-0	1-2	0	2	2	2	3	1	1	1	2	0	1	-16
4	Jordan Wright	G	30:13	5-11	4-7	1-2	0	1	1	4	1	15	0	4	3	0	0	8
23	Jamaine Mann		17:19	2-5	0-0	5-9	4	2	6	2	7	9	0	2	2	1	0	-3
5	Shane Dezonie		13:24	0-0	0-0	0-0	1	0	1	0	0	0	2	0	2	0	0	1
12	Trey Thomas		17:52	0-4	0-4	0-0	0	2	2	0	1	0	1	2	0	0	0	4
0	Tyrin Lawrence		12:13	1-2	0-1	0-0	0	0	0	1	0	2	1	0	1	0	1	-5
15	Terren Frank		02:49	0-0	0-0	0-0	0	0	0	1	0	0	0	0	0	0	0	-6
Team							0	3	3			0		2				
Totals				18-46	8-22	26-36	9	17	26	20	28	70	13	19	13	4	5	-2

Shooting By Period		
1st FG%	10-26	38.5%
3PT%	6-16	37.5%
FT%	6-7	85.7%
2nd FG%	8-20	40.0%
3PT%	2-6	33.3%
FT%	20-29	69%
GM FG%	18-46	39.1%
3PT%	8-22	36.4%
FT%	26-36	72.2%

Dead Ball Rebounds: 6, 0

Technical Fouls:NONE

	USC	Vandy
Biggest lead	11 (2nd 7:18)	6 (1st 3:47)
Best Scoring Run	9 (1st 1:16)	6 (1st 8:42)
Lead Changes	10	
Times Tied	5	
Time with Lead	23:52	12:37

Points from	USC	Vandy
Turnovers	24	18
Paint	34	20
Second Chance	10	7
Fast Breaks	16	9
Bench	30	11

Period by Period Scoring	1st	2nd	TOT
USC	34	38	72
Vandy	32	38	70

LIVESTATS BY GENIUS SPORTS

GAME 15

Official Basketball Box Score - Final
South Carolina at Tennessee
01/11/22 Thompson-Boling Arena, Knoxville, Tenn.
2021-22 Men's Basketball

Game Time: 6:31 PM
Game Duration: 2:03
Attendance: 15,262

Officials: Chuck Jones, Steve Anderson, Ted Valentine

South Carolina - 46 Record: 10-5 (1-2)

NO.	Name		Min	FG M-A	3P M-A	FT M-A	Rebounds OR	DR	TOT	Fouls PF	FD	TP	AS	TO	ST	Blocks BS	BA	+/-
12	AJ Wilson	F	06:49	0-0	0-0	0-0	0	2	2	3	1	0	0	0	0	0	0	2
15	Wildens Leveque	F	23:51	0-3	0-0	0-0	2	3	5	2	0	0	0	3	1	3	1	-12
0	James Reese V	G	27:26	6-11	3-6	0-0	0	5	5	2	2	15	0	3	1	0	0	-20
5	Jermaine Couisnard	G	16:29	0-2	0-1	1-2	0	0	0	1	1	1	3	4	1	0	1	-11
10	Erik Stevenson	G	26:39	2-10	1-6	0-0	1	5	6	2	0	5	2	3	1	0	0	-16
33	Josh Gray		09:53	0-0	0-0	0-1	1	1	2	2	1	0	0	0	0	0	0	-1
14	Brandon Martin		13:50	2-4	0-0	0-0	1	0	1	0	0	4	0	1	0	0	1	-9
24	Keyshawn Bryant		15:21	2-6	0-2	1-1	1	0	1	4	1	5	0	4	0	0	0	-11
1	Jacobi Wright		21:39	2-5	1-3	2-2	0	3	3	0	2	7	3	2	0	0	0	-9
23	Devin Carter		14:10	1-2	1-1	1-5	1	3	4	1	5	4	2	2	2	0	0	-2
55	Ta'Quan Woodley		12:38	0-1	0-0	1-2	1	3	4	1	3	1	0	0	0	0	0	-14
4	Tre-Vaughn Minott		01:41	0-0	0-0	0-2	0	0	0	1	1	0	0	0	1	0	0	-2
2	Chico Carter, Jr.		09:34	2-4	0-0	0-2	0	0	0	1	1	4	0	0	0	0	1	1
Team							2	3	5			0		1				
Totals				17-49	6-19	6-17	10	28	38	20	18	46	10	23	7	3	4	-20

Shooting By Period		
1st FG%	9-24	37.5%
3PT%	4-12	33.3%
FT%	2-6	33.3%
2nd FG%	8-25	32.0%
3PT%	2-7	28.6%
FT%	4-11	36.4%
GM FG%	17-49	34.7%
3PT%	6-19	31.6%
FT%	6-17	35.3%

Dead Ball Rebounds: 5, 0

Technical Fouls:NONE

Tennessee - 66 Record: 11-4 (2-2)

NO.	Name		Min	FG M-A	3P M-A	FT M-A	Rebounds OR	DR	TOT	Fouls PF	FD	TP	AS	TO	ST	Blocks BS	BA	+/-
10	John Fulkerson	F	28:08	5-8	0-0	0-0	1	6	7	3	2	10	0	0	0	2	0	22
13	Olivier Nkamhoua	F	10:14	2-5	0-0	2-4	1	3	4	4	2	6	1	3	0	0	0	-2
1	Kennedy Chandler	G	25:12	2-7	1-2	3-8	1	4	5	0	7	8	3	1	2	0	2	7
25	Santiago Vescovi	G	33:46	5-12	2-9	2-5	1	2	3	1	3	14	5	4	2	0	0	26
30	Josiah-Jordan James	G	32:34	3-6	2-4	3-4	4	8	12	3	2	11	2	1	1	1	0	19
33	Uros Plavsic		14:47	0-3	0-0	0-2	1	2	3	1	1	0	0	1	1	1	0	0
5	Zakai Zeigler		22:40	5-8	1-3	0-0	0	1	1	2	2	11	4	2	4	0	0	23
24	Justin Powell		19:16	0-0	0-0	0-0	1	1	2	1	0	0	0	1	0	1	0	5
2	Brandon Huntley-Hatfield		02:26	0-1	0-0	0-0	0	0	0	0	0	0	0	0	0	0	0	-1
12	Victor Bailey Jr.		08:45	2-5	1-3	1-2	0	0	0	1	1	6	0	0	0	0	0	-1
15	Jahmai Mashack		02:12	0-0	0-0	0-0	0	0	0	0	2	0	0	0	1	0	0	2
Team							2	1	3			0		2				
Totals				24-55	7-21	11-25	12	28	40	18	20	66	15	15	11	4	3	20

Shooting By Period		
1st FG%	9-22	40.9%
3PT%	3-8	37.5%
FT%	9-18	50%
2nd FG%	15-33	45.5%
3PT%	4-13	30.8%
FT%	2-7	28.6%
GM FG%	24-55	43.6%
3PT%	7-21	33.3%
FT%	11-25	44.0%

Dead Ball Rebounds: 5, 0

Technical Fouls:NONE

	USC	TENN
Biggest lead	6 (1st 15:35)	22 (2nd 0:35)
Best Scoring Run	8 (1st 15:35)	7 (2nd 18:15)
Lead Changes	8	
Times Tied	2	
Time with Lead	08:09	30:01

Points from	USC	TENN
Turnovers	13	21
Paint	16	28
Second Chance	6	9
Fast Breaks	10	9
Bench	25	17

Period by Period Scoring	1st	2nd	TOT
USC	24	22	46
TENN	30	36	66

LIVESTATS BY GENIUS SPORTS

63
71

GAME 16 (10-6)

Columbia, S.C.
Colonial Life Arena
Jan. 15, 2022
Chico Carter scores 12 off bench to lead team

COLUMBIA (AP) -- Phlandrous Fleming Jr. and Kowacie Reeves scored 14 points each and Florida beat South Carolina 71-63 on Saturday for its first Southeastern Conference win of the season.

Colin Castleton added 10 points, 10 points fewer than his average in conference play, but had a career-tying eight blocks plus seven rebounds. Florida (10-6, 1-3) avoided its its first 0-4 SEC start since 1950.

Chico Carter Jr. scored 12 points and Erik Stevenson added 10 for the Gamecocks (10-6, 1-3).

In its three SEC losses - all against teams ranked in the top 15 - Florida shot 40%. Against the Gamecocks, the Gators shot 55% to 35% for South Carolina.

South Carolina, which trailed by 13 after CJ Felder sparked an 8-0 Gators run with a pair of dunks, got within six after a Carter 3-pointer with 1:14 remaining. Florida ran the shot clock down then Reeves saved a rebound as he flew out of bounds. South Carolina was forced to foul and Tyree Appleby made two free throws before a final Castleton block - Florida's 11th of the game.

The Gamecocks only lead was 2-0. Two turnovers and three missed shots by the Gamecocks helped Florida go on a 9-0 run and take the game's first double-digit lead at 21-10 with Elijah Kennedy capping the spurt with five points, including a 3-pointer. The lead reached 14 before South Carolina scored the final five points, including a Jacobi Wright 3-pointer to close within 36-28.

59
75

GAME 17

Fayetteville, Ark.
Bud Walton Arena
Jan. 18, 2022
Devin Carter scores 20 in first career start

FAYETTEVILLE, Ark. (AP) -- Jaylin Williams scored a career-high 19 points, JD Notae added 17 and Arkansas cruised to a 75-59 victory over South Carolina on Tuesday night.

It was the third consecutive win for Arkansas (13-5, 3-3 Southeastern Conference), yet it ended a string of 1,092 games with at least one made 3-pointer. The last time the Razorbacks didn't hit a 3 was when they went 0 of 2 at Texas on Jan. 7, 1989.

Arkansas was 0 of 11 from distance but shot 24 of 59 (41%) overall from the field against the Gamecocks.

The Razorbacks trailed by seven points at halftime but opened the second on an 18-3 run, shooting 8 of 16 from the floor for a 51-41 lead. Au'Diese Toney scored six points and Williams added four during the stretch.

South Carolina missed its first 11 field goals after the break before Devin Carter's jumper and later a free throw made it 51-46 with 10:25 left, but the Gamecocks didn't get closer.

Toney finished with 13 points and Stanley Umude added 12 for the Razorbacks, who shot 15 of 30 from the floor in the second half and 27 of 33 (82%) overall from the free-throw line.

Carter scored 20 points to lead South Carolina (10-7, 1-4), which has lost three straight. The Gamecocks shot 44% (14 of 32) in the first half but just 22% (6 of 27) in the second. James Reese V scored 10.

Arkansas coach Eric Musselman sat out a second game recovering from last Thursday's left shoulder surgery.

South Carolina hosts Georgia (5-12, 0-4) on Saturday. Arkansas is at home against Mississippi (9-8, 1-4) on Saturday.

83
66

GAME 18

Columbia, S.C.
Colonial Life Arena
Jan. 22, 2022
Gamecocks use 24-0 run in second half to spark victory

COLUMBIA (AP) -- Keyshawn Bryant keyed a 24-0 run by scoring 12 of his 19 points as South Carolina rallied past Georgia 83-66 on Saturday.

On a three-game losing streak coming into the contest, the senior forward promised that the team was ''gonna figure this out.'' The solution came together midway through the second half.

Christian Wright hit two free throws with 10:39 left to put Georgia up, 60-53, but Bryant answered with a free throw and a three-point play to kickstart a 24-0 run. He added a second three-point play, a 3-pointer and a jumper to score half the run himself, putting the Gamecocks well in front, 77-60.

Jermaine Couisnard, who has missed time with an ankle injury and ineffective at times since his return, found his rhythm, scoring 10 of his 15 points in the second half and giving the Gamecocks their first lead since early in the first half with back-to-back transition layups to go up 61-60. He added a 3-pointer off a feed from Bryant for a 67-60 advantage.

Erik Stevenson led South Carolina (11-7, 2-4) with 20 points, hitting 3 of 7 from beyond the arc and 5 of 6 from the line.

Georgia (5-14, 0-6) built a six-point lead in the first half, 42-36, but managed just 24 points after intermission and suffered its eighth straight loss and 11th straight loss in its series with the Gamecocks.

Braelen Bridges paced Georgia with 20 points, hitting 8 of 11 from the floor. Noah Baumann hit 3 of 12 shots from behind the arc and finished with 14 points and Christian Wright hit 10 of 12 from the free throw line off the Bulldogs' bench to add 10 points.

GAME 16

Official Basketball Box Score - Final
Florida at South Carolina
01/15/22 Colonial Life Arena, Columbia
2021-22 Men's Basketball

Game Time: 1:00 PM
Game Duration: 1:46
Attendance: 10,813
Officials: Anthony Jordan, Vladimir Voyard-Tadal, Jason Baker

Florida - 71 Record: 10-6 (1-3)

NO. Name		Min	FG M-A	3P M-A	FT M-A	Rebounds OR	DR	TOT	Fouls PF	FD	TP	AS	TO	ST	Blocks BS	BA	+/-
4 Anthony Duruji	F	24:53	2-2	0-0	0-0	2	4	6	2	0	4	2	0	0	0	0	5
12 Colin Castleton	F	27:48	4-7	0-1	2-2	0	7	7	1	6	10	2	2	0	8	1	5
14 Kowacie Reeves	G	23:09	4-6	2-3	4-5	1	1	2	0	2	14	0	0	2	0	0	3
23 Brandon McKissic	G	22:35	1-3	0-2	0-0	1	5	6	2	1	2	4	3	0	0	0	9
24 Phlandrous Fleming Jr.	G	26:42	6-11	2-5	0-1	1	2	3	1	1	14	1	2	1	1	1	-8
1 CJ Felder		14:33	2-3	0-1	0-0	1	0	1	2	0	4	0	2	0	1	1	1
22 Tyree Appleby		24:59	1-4	0-2	2-3	0	1	1	1	3	4	6	2	2	0	0	11
0 Myreon Jones		14:33	2-6	2-5	2-4	0	1	1	0	2	8	1	3	1	0	0	6
33 Jason Jitoboh		12:12	3-3	0-0	0-0	1	3	4	1	0	6	0	0	1	1	0	3
10 Elijah Kennedy		08:36	2-4	1-3	0-0	0	2	2	0	0	5	1	0	1	0	0	5
Team						1	1	2			0		1				
Totals			27-49	7-22	10-15	8	27	35	10	15	71	17	15	8	11	3	8

Shooting By Period		
1st FG%	14-28	50.0%
3PT%	5-14	35.7%
FT%	3-4	75%
2nd FG%	13-21	61.9%
3PT%	2-8	25.0%
FT%	7-11	63.6%
GM FG%	27-49	55.1%
3PT%	7-22	31.8%
FT%	10-15	66.7%

Dead Ball Rebounds: 2, 2

Technical Fouls: NONE

South Carolina - 63 Record: 10-6 (1-3)

NO. Name		Min	FG M-A	3P M-A	FT M-A	Rebounds OR	DR	TOT	Fouls PF	FD	TP	AS	TO	ST	Blocks BS	BA	+/-
15 Wildens Leveque	F	16:14	2-6	0-0	3-4	2	2	4	4	2	7	0	0	2	1	1	-5
24 Keyshawn Bryant	F	18:37	2-11	0-0	0-0	4	4	8	0	0	4	0	0	1	0	2	1
0 James Reese V	G	30:15	3-10	2-7	0-0	1	2	3	3	1	8	2	1	1	0	0	-11
1 Jacobi Wright	G	22:26	2-7	1-3	0-0	1	1	2	1	0	5	1	1	0	1	0	-3
10 Erik Stevenson	G	23:53	4-12	2-4	0-0	0	2	2	1	1	10	1	2	2	1	3	-1
23 Devin Carter		15:51	3-4	1-1	0-0	1	0	1	3	2	7	1	1	2	0	0	-7
5 Jermaine Couisnard		17:31	2-10	0-2	0-1	1	1	2	1	1	4	2	2	0	0	2	-5
14 Brandon Martin		15:55	1-3	0-1	0-0	2	1	3	1	1	2	2	1	0	0	0	-12
33 Josh Gray		10:29	1-1	0-0	0-0	0	0	0	1	0	2	0	0	1	0	0	-6
2 Chico Carter, Jr.		15:32	5-9	2-4	0-0	0	0	0	0	0	12	0	1	0	0	2	6
55 Ta'Quan Woodley		13:17	1-2	0-0	0-0	4	1	5	0	2	2	1	0	1	0	1	3
Team						5	3	8			0		0				
Totals			26-75	8-22	3-5	21	17	38	15	10	63	10	9	10	3	11	-8

Shooting By Period		
1st FG%	12-36	33.3%
3PT%	2-8	25.0%
FT%	2-2	100%
2nd FG%	14-39	35.9%
3PT%	6-14	42.9%
FT%	1-3	33.3%
GM FG%	26-75	34.7%
3PT%	8-22	36.4%
FT%	3-5	60.0%

Dead Ball Rebounds: 1, 0

Technical Fouls: NONE

	FLA	USC
Biggest lead	13 (1st 2:49)	2 (1st 18:48)
Best Scoring Run	9 (1st 11:04)	6 (2nd 9:26)
Lead Changes	1	
Times Tied	1	
Time with Lead	37:49	00:17

Points from	FLA	USC
Turnovers	10	19
Paint	34	20
Second Chance	16	13
Fast Breaks	10	13
Bench	27	29

Period by Period Scoring	1st	2nd	TOT
FLA	36	35	71
USC	28	35	63

LIVESTATS BY GAMESIGN SPORTS

GAME 17

Official Basketball Box Score - Final
South Carolina at Arkansas
01/18/22 Bud Walton Arena, Fayetteville, Ark.
2021-22 Men's Basketball

Game Time: 6:00 PM
Game Duration: 2:00
Attendance: 19,200
Officials: Don Daily, Patrick Evans, Jeffrey Anderson

South Carolina - 59 Record: 10-7 (1-4)

NO. Name		Min	FG M-A	3P M-A	FT M-A	Rebounds OR	DR	TOT	Fouls PF	FD	TP	AS	TO	ST	Blocks BS	BA	+/-
15 Wildens Leveque	F	10:08	0-2	0-0	1-2	2	1	3	3	1	1	0	1	0	0	0	-13
24 Keyshawn Bryant	F	20:58	2-5	0-1	1-1	1	1	2	2	1	5	1	1	1	0	0	-21
0 James Reese V	G	32:40	3-9	3-7	1-2	0	3	3	3	3	10	3	0	1	1	2	-13
10 Erik Stevenson	G	26:09	1-12	1-7	0-0	0	0	0	3	0	3	1	3	1	0	2	-27
23 Devin Carter	G	30:59	6-14	3-5	5-10	3	3	6	1	6	20	1	6	2	1	1	-23
55 Ta'Quan Woodley		12:32	1-2	0-0	0-0	1	0	1	3	1	2	0	2	0	1	0	-4
1 Jacobi Wright		21:07	0-1	0-1	0-0	0	3	3	1	1	0	3	2	0	0	0	18
14 Brandon Martin		12:51	3-5	0-1	1-1	1	3	4	3	1	7	0	0	0	0	0	-7
33 Josh Gray		19:10	4-6	0-0	0-4	5	6	11	2	3	8	1	0	0	0	0	7
2 Chico Carter, Jr.		13:26	0-3	0-1	3-4	0	1	1	1	2	3	1	2	2	0	0	3
Team						2	0	2			0		1				
Totals			20-59	7-23	12-24	15	21	36	22	19	59	11	18	7	3	5	-16

Shooting By Period		
1st FG%	14-32	43.8%
3PT%	6-13	46.2%
FT%	6-10	60%
2nd FG%	6-27	22.2%
3PT%	1-10	10.0%
FT%	6-14	42.9%
GM FG%	20-59	33.9%
3PT%	7-23	30.4%
FT%	12-24	50.0%

Dead Ball Rebounds: 6, 2

Technical Fouls: NONE

Arkansas - 75 Record: 13-5 (3-3)

NO. Name		Min	FG M-A	3P M-A	FT M-A	Rebounds OR	DR	TOT	Fouls PF	FD	TP	AS	TO	ST	Blocks BS	BA	+/-
3 Trey Wade	F	31:01	2-4	0-1	1-1	3	1	4	1	2	5	0	2	0	0	0	17
10 Jaylin Williams	F	26:20	5-11	0-1	9-10	3	6	9	4	6	19	2	0	1	0	0	24
0 Stanley Umude	G	30:45	4-8	0-2	4-6	1	5	6	3	3	12	0	1	2	2	0	17
1 JD Notae	G	29:34	5-12	0-3	7-8	1	6	7	4	5	17	5	4	1	3	0	31
5 Au'Diese Toney	G	33:26	5-12	0-1	3-4	5	3	8	2	3	13	1	1	3	0	1	7
4 Davonte Davis		31:36	3-8	0-2	1-2	1	4	5	4	1	7	0	1	0	0	1	-2
11 Chris Lykes		11:35	0-2	0-1	2-2	0	1	1	1	2	2	0	1	0	0	1	-4
23 Connor Vanover		02:03	0-2	0-0	0-0	0	0	0	0	0	0	0	0	0	0	0	-5
14 Jaxson Robinson		03:40	0-0	0-0	0-0	0	1	1	0	0	0	0	0	0	0	0	-5
Team						0	2	2			0		1				
Totals			24-59	0-11	27-33	14	29	43	19	22	75	8	11	7	5	3	16

Shooting By Period		
1st FG%	9-29	31.0%
3PT%	0-7	0.0%
FT%	15-17	88.2%
2nd FG%	15-30	50.0%
3PT%	0-4	0.0%
FT%	12-16	75%
GM FG%	24-59	40.7%
3PT%	0-11	0.0%
FT%	27-33	81.8%

Dead Ball Rebounds: 4, 1

Technical Fouls: NONE

	USC	ARK
Biggest lead	7 (1st 0:03)	17 (2nd 1:42)
Best Scoring Run	7 (1st 4:32)	13 (2nd 14:01)
Lead Changes	10	
Times Tied	6	
Time with Lead	10:41	27:24

Points from	USC	ARK
Turnovers	10	19
Paint	22	42
Second Chance	12	18
Fast Breaks	10	7
Bench	20	9

Period by Period Scoring	1st	2nd	TOT
USC	40	19	59
ARK	33	42	75

LIVESTATS BY GAMESIGN SPORTS

GAME 18

Official Basketball Box Score - Final
Georgia at South Carolina
01/22/22 Colonial Life Arena, Columbia
2021-22 Men's Basketball

Game Time: 3:30 PM
Game Duration: 2:03
Attendance: 10,478
Officials: Terry Oglesby, Josue Nieves, Jab Hartness

Georgia - 66 Record: 5-14 (0-6)

NO. Name		Min	FG M-A	3P M-A	FT M-A	Rebounds OR	DR	TOT	Fouls PF	FD	TP	AS	TO	ST	Blocks BS	BA	+/-
23 Braelen Bridges	F	32:29	8-11	0-0	4-6	1	4	5	3	7	20	0	4	0	0	1	-14
10 Aaron Cook	G	30:16	1-6	0-2	0-0	0	2	2	4	1	2	7	5	1	1	1	-19
20 Noah Baumann	G	26:17	3-12	3-12	5-5	0	3	3	4	2	14	1	1	0	0	0	-20
3 Kario Oquendo		15:08	0-5	0-1	0-0	0	2	2	3	0	0	0	4	0	0	2	-5
11 Jaxon Etter		29:01	1-1	0-0	0-0	0	2	2	2	2	2	0	1	1	0	0	-13
1 Jabri Abdur-Rahim		18:37	2-4	0-1	5-5	0	5	5	2	3	9	0	0	1	0	1	3
5 Christian Wright		30:18	0-2	0-1	10-12	0	1	1	3	8	10	2	2	0	0	1	-19
12 Josh Taylor		05:19	1-1	0-0	0-0	0	2	2	0	0	2	0	1	0	0	0	1
15 Dalen Ridgnal		12:35	2-4	2-3	1-2	1	3	4	3	1	7	1	0	0	0	1	1
Team						3	2	5			0		0				
Totals			18-46	5-20	25-30	5	26	31	24	24	66	11	18	3	1	7	-17

Shooting By Period		
1st FG%	9-22	40.9%
3PT%	3-9	33.3%
FT%	21-22	95.5%
2nd FG%	9-24	37.5%
3PT%	2-11	18.2%
FT%	4-8	50%
GM FG%	18-46	39.1%
3PT%	5-20	25.0%
FT%	25-30	83.3%

Dead Ball Rebounds: 0, 2

Technical Fouls: NONE

South Carolina - 83 Record: 11-7 (2-4)

NO. Name		Min	FG M-A	3P M-A	FT M-A	Rebounds OR	DR	TOT	Fouls PF	FD	TP	AS	TO	ST	Blocks BS	BA	+/-
15 Wildens Leveque	F	15:26	2-4	0-0	0-0	3	4	7	4	2	4	1	2	0	1	0	1
24 Keyshawn Bryant	F	20:14	6-10	2-4	5-6	0	3	3	3	5	19	2	2	1	0	0	23
0 James Reese V	G	30:23	2-10	0-7	0-0	1	3	4	0	2	4	3	0	0	0	0	13
10 Erik Stevenson	G	28:25	6-11	3-7	5-6	1	3	4	2	3	20	4	2	1	0	0	24
23 Devin Carter	G	09:51	3-6	1-3	0-0	0	0	0	2	2	7	0	0	1	1	0	1
12 AJ Wilson		10:01	1-2	0-0	1-2	1	1	2	3	1	3	0	0	1	0	0	1
33 Josh Gray		11:23	0-0	0-0	2-2	2	3	5	3	1	2	0	0	0	2	0	-3
14 Brandon Martin		02:19	0-0	0-0	0-0	0	0	0	0	0	0	0	0	0	0	0	1
1 Jacobi Wright		19:21	1-3	0-1	4-4	0	2	2	2	4	6	4	1	0	0	0	-1
5 Jermaine Couisnard		23:03	5-10	2-5	3-4	0	3	3	2	2	15	2	1	3	0	0	14
55 Ta'Quan Woodley		20:58	1-1	0-0	1-2	1	4	5	3	2	3	0	0	2	3	0	14
2 Chico Carter, Jr.		07:53	0-3	0-2	0-0	0	0	0	0	0	0	1	0	0	1	0	-2
4 Tre-Vaughn Minott		00:43	0-0	0-0	0-0	0	1	1	0	0	0	0	0	0	0	0	0
Team						0	1	1			0		1				
Totals			27-60	8-29	21-26	9	28	37	24	24	83	17	11	9	7	1	17

Shooting By Period		
1st FG%	12-31	38.7%
3PT%	3-17	17.6%
FT%	9-10	90%
2nd FG%	15-29	51.7%
3PT%	5-12	41.7%
FT%	12-16	75%
GM FG%	27-60	45.0%
3PT%	8-29	27.6%
FT%	21-26	80.8%

Dead Ball Rebounds: 1, 0

Technical Fouls: NONE

	UGA	USC
Biggest lead	12 (1st 7:02)	19 (2nd 1:12)
Best Scoring Run	12 (1st 10:53)	24 (2nd 3:50)
Lead Changes	4	
Times Tied	0	
Time with Lead	27:29	12:10

Points from	UGA	USC
Turnovers	8	16
Paint	26	30
Second Chance	0	6
Fast Breaks	10	29
Bench	28	29

Period by Period Scoring	1st	2nd	TOT
UGA	42	24	66
USC	36	47	83

LIVESTATS BY GAMESIGN SPORTS

AN INDIVIDUAL ...

Scored 20 or more points:	South Carolina: Erik Stevenson (20), vs. Georgia (Jan. 22, 2022), in Columbia, S.C. Opponent: Braelen Bridges (20), Georgia, (Jan. 22, 2022), in Columbia, S.C.
Scored 30 or more points:	South Carolina: AJ Lawson (30) vs. Texas A&M (Jan. 6, 2021) in Columbia, S.C. Opponent: Devontae Shuler (31), vs. Ole Miss (Feb. 13, 2021), in Columbia, S.C.
Scored 35 or more points:	South Carolina: Sindarius Thornwell (44) vs. Alabama, Feb. 7, 2017, in Columbia, S.C. Opponent: Anthony Edwards (36), Georgia, Feb. 26, 2020, in Columbia, S.C.
Scored 40 or more points:	South Carolina: Sindarius Thornwell (44), vs. Alabama, Feb. 7, 2017, in Columbia, S.C. Opponent: Austin Carr (43), Notre Dame, Dec. 30, 1969, in New Orleans, La.
Collected 20 or more rebounds:	South Carolina: Sindarius Thornwell (21), vs. Alabama, Feb. 7, 2017, in Columbia, S.C. Opponent: Ekpe Udoh (20), Baylor , Jan. 2, 2010, in Columbia, S.C.
Collected 15 or more rebounds:	South Carolina: Chris Silva (17), vs. Texas A&M, March 5, 2019, in College Station, Texas Opponent: Reggie Perry (16), Miss. State, March 3, 2020, in Columbia, S.C.
Made 12 or more field goals:	South Carolina: Laimonas Chatkevicius (15), vs. High Point, March 15, 2016, in Columbia, S.C. Opponent: Breein Tyree (12), Ole Miss, Feb. 5, 2020, in Oxford, Miss.
Made 10 or more field goals:	Keyshawn Bryant (10), at LSU, Jan. 16, 2021, in Baton Rouge, La. Opponent: Moses Moody (10), Arkansas, March 2, 2021, in Columbia, S.C.
Attempted 20 or more field goals:	South Carolina: AJ Lawson (20), at Tennessee (Feb. 17, 2021), in Knoxville, Tenn. Opponent: Anthony Edwards (22), Georgia, Feb. 26, 2020, in Columbia, S.C.
Attempted 25 or more field goals:	South Carolina: Sindarius Thornwell (25), vs. Alabama, Feb. 7, 2017, in Columbia, S.C. Opponent: Kemmy Burgess (26), Alaska-Anchorage, Nov. 24, 2005, in Anchorage, Alaska
Dished 10 or more assists:	South Carolina: Jermaine Couisnard (10), vs. Miss. State, March 3, 2020, in Columbia, S.C. Opponent: Sharife Cooper (12), Auburn (Jan. 23, 2021), in Columbia, S.C.
Swiped 5 or more steals:	South Carolina: Erik Stevenson (6), vs. Princeton, Nov. 12, 2021, in Asheville, N.C. Opponent: J.D. Notae (5), Arkansas, March 2, 2021, in Columbia, S.C.
Blocked 5 or more shots:	South Carolina: Maik Kotsar (6), vs. North Greenville, Dec. 31, 2018, in Columbia, S.C. Opponent: Colin Castleton (8), Florida, Jan. 15, 2022, in Columbia, S.C.
Made 5 or more 3-point field goals:	South Carolina: Erik Stevenson (5), vs. Auburn (Jan. 4, 2022), in Columbia, S.C. Opponent: Max Klesmit (5), Wofford, Nov. 23, 2021, in Columbia, S.C.
Attempted 8 or more 3-point field goals:	South Carolina: AJ Lawson (9), vs. Arkansas, March 2, 2021, in Columbia, S.C. Opponent: Noah Baumann (12), Georgia, Jan. 22, 2022, in Columbia, S.C.
Made 10 or more free throws:	South Carolina: AJ Lawson (12), vs. Cleveland State, Nov. 15, 2019, in Columbia, S.C. Opponent: Christian Wright (10), Georgia, Jan. 22, 2022, in Columbia, S.C.
Attempted 15 or more free throws:	South Carolina: Chris Silva (16), vs. Georgia, March 9, 2019, in Columbia, S.C. Opponent: Essam Mostafa (16), Coastal Carolina, Dec. 1, 2021, in Conway, S.C.
Played all 40 minutes of regulation:	South Carolina: AJ Lawson, at LSU, Jan. 16, 2021, in Baton Rouge, La. Opponent: Dwight Murray, Jr., Rider, Nov. 28, 2021, in Columbia, S.C.
A player hit a last-second shot (within 3 seconds) to win a game:	South Carolina: Jermaine Couisnard (3-pointer), vs. Kentucky, Jan. 15, 2020, in Columbia, S.C. Opponent: JJ Frazier (Free Throws), Georgia, March 11, 2016, in Nashville, Tenn.
A player had a double-double:	South Carolina: Brandon Martin (10 points, 11 rebounds), vs. Allen Dec. 14, 2021, in Columbia, S.C. Opponent: Josiah-Jordan James (11 points, 12 rebounds), Tennessee, Jan. 11, 2022, in Knoxville, Tenn.
Two or more players had a double-double:	South Carolina: Maik Kotsar (19 points, 10 rebounds) & Keyshawn Bryant (16 points, 10 rebounds), vs. Georgia, Feb. 26, 2020, in Columbia, S.C. Opponent: Nicolas Claxton (13 points, 10 rebounds) & Derek Ogbeide (11 points, 10 rebounds), Georgia, March 9, 2019, in Columbia, S.C..
A player had a triple-double:	South Carolina: Sam Muldrow (16 points, 14 rebounds, 10 blocks) vs. Vanderbilt, Jan. 8, 2011, in Columbia, S.C. Opponent: Daniel Hackett (Southern California - 22 points, 10 rebounds, 10 assists), Nov. 17, 2007, in Columbia, S.C. **** Only second triple-double in South Carolina history (Chuck Eidson (25 points, 10 rebounds, 10 assists) vs. SC State, Nov. 29, 2002, in Columbia, S.C..*
Scored 30 or more points in back-to-back games:	South Carolina: Devan Downey, 30 vs. Kentucky, Jan. 26, 2010, in Columbia, S.C. 33 vs. Georgia, Jan. 30, 2010, in Columbia, S.C.
Scored 25 or more points in back-to-back games:	South Carolina: AJ Lawson, 25 vs. Florida A&M, Jan. 2, 2021 30 vs. Texas A&M , Jan. 6, 2021

A TEAM ...

Scored 100 or more points:	South Carolina: 105 vs. Army, Dec. 22, 2021, in Columbia, S.C. Opponent: 101, Arkansas, March 2, 2021, in Columbia, S.C.
Scored 50 points or less:	South Carolina: 46, at Tennessee, Jan. 11, 2022, in Knoxville, Tenn. Opponent: 32, Wyoming, Nov. 10, 2019, in Columbia, S.C.
Scored 50 points in a half:	South Carolina: 61 (1st half), vs. Army, Dec. 22, 2021, in Columbia, S.C. Opponent: 56 (2nd half), Kentucky, March 6, 2021, in Lexington, Ky.
Failed to score 25 points in a half:	South Carolina: 19 (2nd half), at Arkansas, Jan. 18, 2022, in Fayetteville, Ark. Opponent: 24 (2ndd half), Georgia, Jan. 22, 2022, in Columbia, S.C.

Collected 50 or more rebounds:	South Carolina: 59, vs. Allen, Dec. 14, 2021 in Columbia, S.C. Opponent: 51, Clemson, Dec. 18, 2021, in Clemson, S.C.
Shot 60% or better from the field:	South Carolina: 60.0% (39-65), vs. High Point, March 15, 2016, in Columbia, S.C. Opponent: 69.6% (32-46) Missouri, Feb. 28, 2013, in Columbia, S.C.
Shot 50% or better from the field:	South Carolina: 54.9% (28-51), at Vanderbilt, Jan. 8, 2022, in Nashville, Tenn. Opponent: 55.1% (27-49), Florida, Jan. 15, 2022, in Columbia, S.C.
Shot less than 30% from the field:	South Carolina: 28.6% (20-70), at Coastal Carolina, Dec. 1, 2022, in Conway, S.C.. Opponent: 27.3% (15-55), Texas A&M, Feb. 8, 2020, in Columbia, S.C.
Shot 50% or better from 3-point range (at least 10 attempts):	South Carolina: 53.3% (8-15), vs. Army, Dec. 22, 2021, in Columbia, S.C. Opponent: 50.0% (9-18), Army, Dec. 22, 2021, in Columbia, S.C.
Shot 20% or less from 3-point range (at least 10 attempts):	South Carolina: 17.6% (3-17), at Vanderbilt, Jan. 8, 2022, in Nashville, Tenn. Opponent: 0.0% (0-11), Arkansas, Jan. 18,2022, in Fayetteville, Ark.
Dished 20 or more assists:	South Carolina: 31, vs. Allen, Dec. 14, 2021, in Columbia, S.C. Opponent: 26, Tennessee (Feb. 17, 2021), in Knoxville, Tenn.
Made 35 or more shots:	South Carolina: 45, vs. Allen, Dec. 14, 2021, in Columbia, S.C. Opponent: 37, Arkansas, March 2, 2021, in Columbia, S.C.
Attempted 80 or more shots:	South Carolina: 83, vs. Allen, Dec. 14, 2021, in Columbia, S.C. Opponent: 83, LSU, Feb. 10, 1996, in Columbia, S.C.
Attempted 70 or more shots:	South Carolina: 75, vs. Florida, Jan. 15, 2022, in Columbia, S.C. Opponent: 72, Army, Dec. 22, 2021, in Columbia, S.C.
Made 10 or more 3-pointers:	South Carolina: 10, vs. Auburn, Jan. 4, 2022, in Columbia, S.C. Opponent: 12, Wofford, Nov. 23, 2021, in Columbia, S.C.
Did not make a 3-pointer:	South Carolina: vs. USC Upstate, Nov. 6, 2018, in Columbia Opponent: Arkansas, Jan. 18,2022, in Fayetteville, Ark.
Attempted 30 or more 3-pointers:	South Carolina: 30, at Coastal Carolina, Dec. 1, 2021, in Conway, S.C. Opponent: 35, Wofford, Nov. 23, 2021, in Columbia, S.C.
Attempted 25 or more 3-pointers:	South Carolina: 29, vs. Georgia, Jan. 22, 2022, in Columbia, S.C. Opponent: 35, Wofford, Nov. 23, 2021, in Columbia, S.C.
Made 30 or more free throws:	South Carolina: 35, vs. Alabama, Feb. 7, 2017, in Columbia, S.C. Opponent: 34, Ole Miss (Feb. 13, 2021), in Columbia, S.C.
Attempted 40 or more free throws:	South Carolina: 50, vs. Alabama, Feb. 7, 2017, in Columbia, S.C. Opponent: 44, Ole Miss (Feb. 13, 2021), in Columbia, S.C.
Swiped 15 or more steals:	South Carolina: 15, at Georgia (Feb. 27, 2021), in Athens, Ga. Opponent: 17, Western Kentucky, Nov. 14, 2021, in Asheville, N.C.
Blocked 12 or more shots:	South Carolina: 12, vs. Coastal Carolina, Nov. 30, 2018, in Coulmbia, S.C. Opponent: 12, Florida (Feb. 3, 2021), in Gainesvlle, Fla.
Blocked 8 or more shots:	South Carolina: 8, vs. Army, Dec. 22, 2021, in Columbia, S.C. Opponent: 11, Florida, Jan. 15, 2022, in Columbia, S.C.
Won by 30 or more points:	South Carolina: 30, vs. Army, Dec. 22, 2021, in Columbia, S.C. Opponent: 34, Kentucky, Feb. 14, 2015, in Lexington, Ky.
Won by 20 or more points:	South Carolina: 30, vs. Army, Dec. 22, 2021, in Columbia, S.C. Opponent: 20, Tennessee, Jan. 11, 2022, in Knoxville, Tenn.
Played a single overtime game:	Win: 90-94 vs. Georgia, Feb. 26, 2020, in Columbia, S.C. Loss: 72-68 at Mississippi State, Feb. 24, 2018, in Starkville, Miss.
Played a double overtime game:	Win: 87-85 vs. WKU, Nov. 27, 2010, in Bowling Green, Ky. Loss: 98-88 vs. Louisville, Feb. 20, 1988, in Columbia, S.C.
South Carolina played a No. 1 Team in the country:	Win: 68-62 vs. No. 1/1 Kentucky, Jan. 26, 2010, in Columbia, S.C. Loss: 85-73 loss to No. 1/1 Tennessee, Feb. 13, 2019, in Knoxville, Tenn.
South Carolina played a top-5 opponent:	Win: 68-62 vs. No. 1/1 Kentucky, Jan. 26, 2010, in Columbia, S.C. Loss: 85-73 loss to No. 1/1 Tennessee, Feb. 13, 2019, in Knoxville, Tenn.
South Carolina played a top-10 opponent:	Win: 81-78 win vs. No. 10/12 Kentucky, Jan. 15, 2020, in Columbia, S.C. Loss: 81-66 loss vs. No. 9/9 Auburn, Jan. 4, 2022, in Columbia, S.C.
South Carolina played a top-25 opponent:	Win: 77-62 win at No. 22/23 Florida, Feb. 3, 2021, in Gainesvlle, Fla. Loss: 66-46 loss at No. 22/22 Tennessee, Jan. 11,2022, in Knoxville, Tenn.
South Carolina defeated a ranked opponent:	Home: 81-78 win vs. No. 10/12 Kentucky, Jan. 15, 2020, in Columbia, S.C. Away: 77-62 win at Florida, Feb. 3, 2021, in Gainesvlle, Fla. Neutral: 77-70 vs. No. 20/17 Florida, March 26, 2017, in New York City SEC Home: 81-78 win vs. No. 10/12 Kentucky, Jan. 15, 2020, in Columbia, S.C. SEC Away: 77-72 win at No. 20/22 Florida, Jan. 24, 2018, in Gainesville, Fla. Non-conference away: 70-59 win at No. 9/7 Virginia, Dec. 22, 2019, in Charlottesville, Va.
South Carolina defeated a top-10 opponent:	Home: 81-78 win vs. No. 10/12 Kentucky, Jan. 15, 2020, in Columbia, S.C. Away: 70-59 win at No. 9/7 Virginia, Dec. 22, 2019, in Charlottesville, Va. Neutral: 88-81 win vs. No. 7/7 Duke, March 19, 2017, in Greenville, S.C.
A South Carolina win opened the season:	Home: 78-60 win vs. USC Upstate on Nov. 9, 2021, in Columbia, S.C. Away: 73-52 win at Wofford on Nov. 10, 2017, in Spartanburg, S.C. Neutral: 74-61 win vs. Chaminade, Nov. 19, 2001, in Maui, Hawaii (Maui Invite)
South Carolina opened SEC play:	Home: 81-66 loss vs. Auburn, Jan. 4, 2022, in Columbia, S.C. Away: 85-80 loss at LSU, Jan. 16, 2021, in Baton Rouge, La.

21 JA'VON BENSON

So. - Forward - 6-7 - 250 - Columbia, S.C./Ridge View

INSTAGRAM: jbreeezzy

TWITTER: @jbrezzzzy

CAREER HIGHS

Statistic	Value	
Points	8	vs Allen 12/14/21
Rebounds	8	vs USC Upstate 11/09/21
Assists	2	vs Florida A&M 01/02/21
Steals	1	at Clemson 12/18/21
Blocks	2	vs Army West Point 12/22/21
FG Made	3	vs Allen 12/14/21, at Clemson 12/18/21
FG Attempts	6	vs Allen 12/14/21, at Clemson 12/18/21
3FG Made	1	vs Florida A&M 01/02/21
3FG Attempts	2	at Clemson 12/18/21, vs Army West Point 12/22/21
FT Made	2	vs Allen 12/14/21
FT Attempts	4	vs Florida A&M 01/02/21, vs Allen 12/14/21

SUPERLATIVES

	'21-22	Career
Double-figure scoring	-	-
Double-figure rebounding	-	-
Double-double	-	-
2+ blocks	1	1
Team high scoring	-	-
Team high rebounding	1	1
Team high blocks	1	1
Team high assists	1	1
Team high steals	1	1

includes led, or shared team high

2020-21 GAME-BY-GAME

				Total		3-Pointers		Free throws		Rebounds										
Opponent	Date	GS	MIN	FG-FGA	PCT	3FG-3FGA	PCT	FT-FTA	PCT	OFF	DEF	TOT	AVG	PF	A	TO	BLK	STL	PTS	AVG
USC Upstate	11/09/2021		10:20	1-4	.250	0-0	.000	0-0	.000	1	7	8	8.0	0	0	1	1	0	2	2.0
vs Princeton	11/12/2021		02:11	0-1	.000	0-0	.000	0-0	.000	0	1	1	4.5	1	0	1	0	0	0	1.0
Allen	12/14/2021		12:45	3-6	.500	0-0	.000	2-4	.500	2	4	6	5.0	1	0	2	1	0	8	3.3
at Clemson	12/18/2021		16:13	3-6	.500	0-2	.000	0-2	.000	2	3	5	5.0	4	1	1	1	1	6	4.0
Army West Point	12/22/2021		11:44	2-4	.500	0-2	.000	0-0	.000	2	3	5	5.0	3	1	2	2	0	4	4.0
Totals		**0**	**53:13**	**9-21**	**.429**	**0-4**	**.000**	**2-6**	**.333**	**7**	**18**	**25**	**5.0**	**9**	**2**	**7**	**5**	**1**	**20**	**4.0**

Player Averages

Games Played	Minutes/ game	Points/ game	FG Pct	3FG Pct	FT Pct	Rebounds/ game	Assists/ game	Turnovers/ game	Assist/Turnover ratio	Steals/ game	Blocks/ game
5	10.6	4.0	42.9	0.0	33.3	5.0	0.4	1.4	0.3	0.2	1.0

PLAYER BIO

2021-22

> Scored four points, had five rebounds and a career high two blocks in rout of Army (Dec. 22)
> Had six points, five rebounds, a block and a steal at Clemson (Dec. 18)
> Scored career high eight points in 110-51 win vs. Allen (Dec. 14)
> Played 10 minutes in season opener vs. USC Upstate (Nov. 9), collecting a career best eight rebounds, with two points and a block

Career Highlights

> Saw action in three games during rookie season (2020-21)
> Helped high school team post back-to-back state championships during junior and senior seasons
> Averaged 17.5 points and 11.2 rebounds per game as a senior en route to Class 4A Player of the Year honors

Personal

> Son of James Benson and Rennè Outen-Pinckney
> Has four brothers, Kwali, Michael, Miles and Mali, and a sister, La'La
> Credits Lebron James as his inspiration in his basketball career
> His advice to young people is to "be yourself and be you!"
> After basketball, would like to be a coach
> Began playing basketball at the age of five
> Chose South Carolina because "they believed in my academic and athletic abilities"
> Major is undecided

CAREER STATS

				Field Goals		3-Point		F-Throws		Rebounds									Scoring	
SEASON	TEAM	GP-GS	MIN/AVG	FG-FGA	FG%	3FG-3FGA	3FG%	FT-FTA	FT%	OFF	DEF	TOT	AVG	PF-FO	A	TO	BLK	STL	PTS	AVG
2020-21	USC	3-0	23/7.7	2-7	.286	1-3	.333	1-4	.250	3	3	6	2.0	1-0	2	0	1	0	6	2.0
2021-22	USC	5-0	53/10.6	9-21	.429	0-4	.000	2-6	.333	7	18	25	5.0	9-0	2	7	5	1	20	4.0
TOTAL		**8-0**	**76/9.5**	**11-28**	**.393**	**1-7**	**.143**	**3-10**	**.300**	**10**	**21**	**31**	**3.9**	**10-0**	**4**	**7**	**6**	**1**	**26**	**3.3**

24 KEYSHAWN BRYANT

Sr. - Forward - 6-6 - 187 - Winter Haven, Fla./Winter Haven

INSTAGRAM: _kbryant23

TWITTER: @kiddbryant25

CAREER HIGHS

Single Game Highs

Statistic	Value	
Points	26	at LSU 01/16/21
Rebounds	13	at Alabama 02/29/20
Assists	5	at Oklahoma St. 01/26/19, vs Auburn 01/22/19
Steals	3	7 times
Blocks	4	at LSU 01/16/21
FG Made	10	at LSU 01/16/21
FG Attempts	18	at LSU 01/16/21
3FG Made	2	vs Georgia 01/22/22
3FG Attempts	4	vs Georgia 01/22/22
FT Made	6	at Tennessee 02/17/21
FT Attempts	9	vs LSU 02/22/20, vs Arkansas 03/02/21

SUPERLATIVES

	'21-22	Career
Double-figure scoring	4	43
Double-figure rebounding	-	3
Double-double	-	3
2+ blocks	6	13
Team high scoring	1	12
Team high rebounding	2	14
Team high blocks	6	23
Team high steals	3	16

includes led, or shared team high

2020-21 GAME-BY-GAME

				Total		3-Pointers		Free throws		Rebounds										
Opponent	Date	GS	MIN	FG-FGA	PCT	3FG-3FGA	PCT	FT-FTA	PCT	OFF	DEF	TOT	AVG	PF	A	TO	BLK	STL	PTS	AVG
Rider	11/28/2021		20:34	6-10	.600	1-2	.500	4-5	.800	1	4	5	5.0	1	2	2	3	2	17	17.0
at Coastal Carolina	12/01/2021		17:45	3-11	.273	0-3	.000	0-0	.000	1	1	2	3.5	1	1	1	2	0	6	11.5
Georgetown	12/05/2021		18:51	4-10	.400	0-0	.000	3-4	.750	3	5	8	5.0	2	0	3	2	1	11	11.3
vs Florida St.	12/12/2021		18:45	3-7	.429	0-1	.000	1-3	.333	0	2	2	4.3	3	1	3	2	2	7	10.3
Allen	12/14/2021		16:20	4-9	.444	1-3	.333	1-2	.500	1	0	1	3.6	1	1	0	0	2	10	10.2
at Clemson	12/18/2021	*	29:39	2-12	.167	0-2	.000	1-2	.500	1	1	2	3.3	4	0	3	3	0	5	9.3
Army West Point	12/22/2021	*	13:29	3-6	.500	1-1	1.000	1-3	.333	1	1	2	3.1	5	0	3	2	0	8	9.1
Auburn	01/04/2022		03:30	0-1	.000	0-0	.000	0-2	.000	0	0	0	2.8	1	0	0	0	0	0	8.0
at Vanderbilt	01/08/2022		11:43	3-5	.600	0-0	.000	0-0	.000	1	0	1	2.6	5	0	2	0	1	6	7.8
at Tennessee	01/11/2022		15:21	2-6	.333	0-2	.000	1-1	1.000	1	0	1	2.4	4	0	4	0	0	5	7.5
Florida	01/15/2022	*	18:37	2-11	.182	0-0	.000	0-0	.000	4	4	8	2.9	0	0	0	0	1	4	7.2
at Arkansas	01/18/2022	*	20:58	2-5	.400	0-1	.000	1-1	1.000	1	1	2	2.8	2	1	1	0	1	5	7.0
Georgia	01/22/2022	*	20:14	6-10	.600	2-4	.500	5-6	.833	0	3	3	2.8	3	2	2	0	1	19	7.9
Totals		**5**	**225:46**	**40-103**	**.388**	**5-19**	**.263**	**18-29**	**.621**	**15**	**22**	**37**	**2.8**	**32**	**8**	**24**	**14**	**11**	**103**	**7.9**

Player Averages

Games Played	Minutes/ game	Points/ game	FG Pct	3FG Pct	FT Pct	Rebounds/ game	Assists/ game	Turnovers/ game	Assist/Turnover ratio	Steals/ game	Blocks/ game
13	17.4	7.9	38.8	26.3	62.1	2.8	0.6	1.8	0.3	0.8	1.1

PLAYER BIO

2021-22

> Had season-high 19 points (scored 15 in second half) in 83-66 win vs. Georgia (Jan. 22)
> Led the team with eight rebounds vs. Florida (Jan. 15)
> Injured left shoulder vs. No. 9/9 Auburn (Jan. 4) and did not return to the game
> Had eight points and a pair of blocks in rout of Army (Dec. 22)
> Matched season high with three blocks at Clemson (Dec. 18)
> Had 10 points and a pair of steals in blowout win vs. Allen (Dec. 14)
> Scored 11 points with a team high eight rebounds and two blocks in win vs. Georgetown (Dec. 5)
> Scored 17 points, along with five rebounds, two assists, two steals and three blocks in home win over Rider (Nov. 28)
> Named to the SEC Coaches Preseason All-SEC Second Team
> Suspended for the first five games of the season due to violation of athletic department policy

Career Highlights

> As a junior, averaged 14.4 points, 5.4 rebounds and 0.9 blocks in 26.9 minutes per game; posted 15 double-figure scoring games and led or shared the team lead in scoring seven times, and in blocks nine times
> Hit a career high 10 field goals, en route to a career best 26 points at LSU (Jan. 16, 2021); also had seven rebounds, two assists and four blocks vs. the Tigers
> Saw action in 22 games during sophomore campaign, with 20 starts on the year, averaging 9.1 points, 4.4 rebounds, 1.3 assists, 0.8 blocks and 0.8 steals in 21.5 minutes per game
> Saw action in all 32 contests during rookie season, averaging 9.0 points, 3.8 rebounds and 1.4 assists in 23.8 minutes per game

Personal

> An interdisciplinary studies major
> Son of Adrian Bryant II and Shana Edwards
> Has three brothers, Adrian Bryant III, Adrian Bryant and Daquawn Henry, and four sisters, Dashanqiue and Deondria Henry, and Adrien and Kalahari Bryant
> Lists his favorite NBA team as the Minnesota Timberwolves
> Wears jersey number 24 because Kobe Bryant is his father's favorite player
> Credits his family as his inspiration in his basketball career

CAREER STATS

				Field Goals		3-Point		F-Throws		Rebounds									Scoring	
SEASON	TEAM	GP-GS	MIN/AVG	FG-FGA	FG%	3FG-3FGA	3FG%	FT-FTA	FT%	OFF	DEF	TOT	AVG	PF-FO	A	TO	BLK	STL	PTS	AVG
2018-19	USC	32-26	762/23.8	119-262	.454	6-29	.207	43-75	.573	36	86	122	3.8	75-1	46	64	17	22	287	9.0
2019-20	USC	22-20	475/21.6	77-166	.464	1-15	.067	45-66	.682	28	68	96	4.4	65-1	28	42	18	18	200	9.1
2020-21	USC	18-8	485/26.9	102-211	.483	6-29	.207	49-79	.620	27	71	98	5.4	46-1	23	48	17	24	259	14.4
2021-22	USC	13-5	226/17.4	40-103	.388	5-19	.263	18-29	.621	15	22	37	2.8	32-2	8	24	14	11	103	7.9
TOTAL		**85-59**	**1947/22.9**	**338-742**	**.456**	**18-92**	**.196**	**155-249**	**.622**	**106**	**247**	**353**	**4.2**	**218-5**	**105**	**178**	**66**	**75**	**849**	**10.0**

2 CHICO CARTER JR.

Jr. - Guard - 6-3 - 189 - Columbia, S.C./Cardinal Newman School/Murray State

INSTAGRAM: chicocarterjr

TWITTER: @ccarterjr3

CAREER HIGHS

Statistic	Value	
Points	27	at Tennessee Tech 02/27/21
Rebounds	5	vs Brescia 11/16/19, at Tennessee Tech 02/27/21, vs Greenville 11/29/20
Assists	9	vs Brescia 11/16/19
Steals	3	4 times
Blocks	1	8 times
FG Made	9	at Eastern Ky. 02/06/21, vs Southeast Mo. St. 02/12/21, at Tennessee Tech 02/27/21
FG Attempts	18	at Tennessee Tech 02/27/21
3FG Made	4	vs Jacksonville St. 01/21/21, vs Southeast Mo. St. 02/12/21, vs Transylvania 12/15/20
3FG Attempts	7	vs Jacksonville St. 01/21/21, vs UT Martin 02/13/21
FT Made	9	at Clemson 12/18/21
FT Attempts	10	at Clemson 12/18/21

SUPERLATIVES

	'21-22	Career
Double-figure scoring	3	28
Double-figure rebounding	-	-
Double-double	-	-
3+ assists	1	19
2+ steals	2	18
Team high scoring	2	12
Team high rebounding*	-	-
Team high blocks*	-	-
Team high steals*	2	2*

includes led, or shared team high
** indicates at South Carolina*

2020-21 GAME-BY-GAME

				Total		3-Pointers		Free throws		Rebounds										
Opponent	Date	GS	MIN	FG-FGA	PCT	3FG-3FGA	PCT	FT-FTA	PCT	OFF	DEF	TOT	AVG	PF	A	TO	BLK	STL	PTS	AVG
USC Upstate	11/09/2021		07:09	1-2	.500	0-0	.000	2-2	1.000	0	0	0	0.0	1	1	0	0	0	4	4.0
vs Princeton	11/12/2021		02:40	0-0	.000	0-0	.000	0-0	.000	0	1	1	0.5	1	0	0	0	0	0	2.0
vs Western Ky.	11/14/2021		01:46	0-0	.000	0-0	.000	0-0	.000	0	0	0	0.3	0	0	1	0	0	0	1.3
UAB	11/18/2021		01:30	0-0	.000	0-0	.000	0-0	.000	0	0	0	0.3	0	0	1	0	0	0	1.0
Wofford	11/23/2021		08:35	2-4	.500	0-1	.000	0-0	.000	0	0	0	0.2	0	1	1	0	0	4	1.6
at Coastal Carolina	12/01/2021		15:15	2-6	.333	1-4	.250	2-2	1.000	0	1	1	0.3	3	0	1	0	0	7	2.5
Georgetown	12/05/2021		00:40	0-0	.000	0-0	.000	0-0	.000	0	0	0	0.3	0	0	0	0	0	0	2.1
vs Florida St.	12/12/2021		13:20	4-7	.571	0-1	.000	0-0	.000	0	0	0	0.3	0	0	0	0	1	8	2.9
Allen	12/14/2021		22:04	3-5	.600	3-4	.750	0-0	.000	0	2	2	0.4	0	6	0	1	0	9	3.6
at Clemson	12/18/2021		29:40	5-13	.385	2-4	.500	9-10	.900	0	2	2	0.6	2	1	2	0	0	21	5.3
Army West Point	12/22/2021	*	27:47	7-13	.538	3-3	1.000	3-3	1.000	0	1	1	0.6	1	1	4	0	3	20	6.6
Auburn	01/04/2022		10:17	1-2	.500	0-0	.000	0-0	.000	0	0	0	0.6	1	0	2	1	0	2	6.3
at Vanderbilt	01/08/2022		09:56	1-2	.500	0-1	.000	0-0	.000	0	1	1	0.6	1	2	1	0	2	2	5.9
at Tennessee	01/11/2022		09:34	2-4	.500	0-0	.000	0-2	.000	0	0	0	0.6	1	0	0	0	0	4	5.8
Florida	01/15/2022		15:32	5-9	.556	2-4	.500	0-0	.000	0	0	0	0.5	0	0	1	0	0	12	6.2
at Arkansas	01/18/2022		13:26	0-3	.000	0-1	.000	3-4	.750	0	1	1	0.6	1	1	2	0	2	3	6.0
Georgia	01/22/2022		07:53	0-3	.000	0-2	.000	0-0	.000	0	0	0	0.5	0	0	1	0	0	0	5.6
Totals		**1**	**197:04**	**33-73**	**.452**	**11-25**	**.440**	**19-23**	**.826**	**0**	**9**	**9**	**0.5**	**12**	**13**	**17**	**2**	**8**	**96**	**5.6**

Player Averages

Games Played	Minutes/ game	Points/ game	FG Pct	3FG Pct	FT Pct	Rebounds/ game	Assists/ game	Turnovers/ game	Assist/Turnover ratio	Steals/ game	Blocks/ game
17	11.6	5.6	45.2	44.0	82.6	0.5	0.8	1.0	0.8	0.5	0.1

PLAYER BIO

2021-22

> Led team with 12 points off the bench vs. Florida (Jan. 15)
> Had 20 points and was a perfect 3-for-3 from downtown in rout of Army (Dec. 22) ; also matched career high with three steals
> Led the team with 21 points off the bench at Clemson (Dec. 18) ; logged career highs for made FTs (9) and FT attempts (10)
> Had nine points and team-high six assists in blowout win vs. Allen (Dec. 14) ; was 3-for-4 from downtown
> Scored season high seven points at Coastal Carolina (Dec. 1)
> Dished out an assist and scored four points in season opener vs. USC Upstate (Nov. 9)

Career Highlights

> Prior to time at Carolina, earned two letters at Murray State, averaging 9.7 points, 1.6 rebounds and 2.1 assists in 21.3 minutes per game (48 games played)
> As a sophomore for the Racers, started the final nine games of the season, averaging 16.9 points during the stretch, hitting 51.8 percent (57-110) of his attempts from the field
> As a freshman, saw action in 22 games, averaging 6.3 points per game with 51 assists on the year
> Played high school basketball at Cardinal Newman School in Columbia
> Averaged 24.5 points, 5.6 rebounds and 4.0 assists per game as a senior when he helped Cardinal Newman to the state title
> Was Cardinal Newman School's all-time leading scorer at the conclusion of his prep career with 1,868 points

Personal

> Son of Chico Sr. and Kitty Carter
> Has a sister, Cierra
> Both parents played basketball at Morris College, and his sister played basketball at Furman University
> Cierra had a standout career on the court for Furman (2015-18), earning several postseason accolades
> After basketball, he would like to coach, or own his own business
> Chose South Carolina because "I'm from Columbia, so when I got the opportunity to come back I couldn't pass it up. Coach Martin and I had a relationship coming out of high school, so that played a part in my coming to South Carolina as well."
> A sociology major

CAREER STATS

				Field Goals		3-Point		F-Throws		Rebounds									Scoring	
SEASON	TEAM	GP-GS	MIN/AVG	FG-FGA	FG%	3FG-3FGA	3FG%	FT-FTA	FT%	OFF	DEF	TOT	AVG	PF-FO	A	TO	BLK	STL	PTS	AVG
2019-20	MSU	22-2	396/18.0	48-108	.444	13-34	.382	29-33	.879	3	31	34	1.5	39-0	51	34	3	13	138	6.3
2020-21	MSU	26-9	626/24.1	122-240	.508	46-104	.442	39-48	.813	3	41	44	1.7	36-0	50	52	3	29	329	12.7
2021-22	USC	17-1	197/11.6	33-73	.452	11-25	.440	19-23	.826	0	9	9	0.5	12-0	13	17	2	8	96	5.6
TOTAL FOR USC		**17-1**	**197/11.6**	**33-73**	**.452**	**11-25**	**.440**	**19-23**	**.826**	**0**	**9**	**9**	**0.5**	**12-0**	**13**	**17**	**2**	**8**	**96**	**5.6**
TOTAL		**65-12**	**1220/18.8**	**203-421**	**.482**	**70-163**	**.429**	**87-104**	**.837**	**6**	**81**	**87**	**1.3**	**87-0**	**114**	**103**	**8**	**50**	**563**	**8.7**

23 DEVIN CARTER

Fr. - Guard - 6-3 - 188 - Miami, Fla./Doral Academy/Brewster Academy

INSTAGRAM: devincart3r

TWITTER: @kingcarter2225

CAREER HIGHS

Statistic	Value	
Points	22	vs Army West Point 12/22/21
Rebounds	8	vs Western Ky. 11/14/21
Assists	4	vs Georgetown 12/05/21, vs Allen 12/14/21, vs Western Ky. 11/14/21
Steals	3	vs Army West Point 12/22/21
Blocks	2	vs Allen 12/14/21
FG Made	8	vs Army West Point 12/22/21
FG Attempts	14	at Arkansas 01/18/22
3FG Made	3	at Arkansas 01/18/22
3FG Attempts	5	at Arkansas 01/18/22
FT Made	8	vs Western Ky. 11/14/21
FT Attempts	10	vs UAB 11/18/21, at Arkansas 01/18/22

SUPERLATIVES

	'21-22
Double-figure scoring	6
Double-figure rebounding	-
Double-double	-
2+ assists	8
2+ blocks	1
Team high scoring	5
Team high rebounding	1
Team high assists	2

includes led, or shared team high

2020-21 GAME-BY-GAME

				Total		3-Pointers		Free throws		Rebounds										
Opponent	Date	GS	MIN	FG-FGA	PCT	3FG-3FGA	PCT	FT-FTA	PCT	OFF	DEF	TOT	AVG	PF	A	TO	BLK	STL	PTS	AVG
USC Upstate	11/09/2021		18:57	3-10	.300	0-2	.000	1-2	.500	0	1	1	1.0	0	0	1	0	1	7	7.0
vs Princeton	11/12/2021		12:52	2-5	.400	0-1	.000	2-4	.500	2	1	3	2.0	2	1	1	1	0	6	6.5
vs Western Ky.	11/14/2021		26:09	4-10	.400	0-2	.000	8-8	1.000	2	6	8	4.0	1	4	3	0	1	16	9.7
UAB	11/18/2021		20:22	3-6	.500	0-1	.000	6-10	.600	0	4	4	4.0	3	3	4	0	0	12	10.3
Wofford	11/23/2021		15:45	2-4	.500	1-1	1.000	2-2	1.000	0	4	4	4.0	3	2	4	1	0	7	9.6
Rider	11/28/2021		19:26	1-8	.125	1-3	.333	2-3	.667	0	4	4	4.0	2	0	2	0	0	5	8.8
at Coastal Carolina	12/01/2021		13:03	0-2	.000	0-2	.000	0-0	.000	1	1	2	3.7	0	2	2	0	1	0	7.6
Georgetown	12/05/2021		19:32	1-5	.200	0-1	.000	2-2	1.000	2	2	4	3.8	3	4	1	1	0	4	7.1
vs Florida St.	12/12/2021		24:13	6-12	.500	0-2	.000	4-7	.571	3	4	7	4.1	3	0	2	0	1	16	8.1
Allen	12/14/2021		16:09	6-9	.667	0-3	.000	0-0	.000	1	6	7	4.4	0	4	4	2	2	12	8.5
Army West Point	12/22/2021		25:02	8-13	.615	1-3	.333	5-6	.833	1	2	3	4.3	0	2	0	0	3	22	9.7
Auburn	01/04/2022		06:33	0-2	.000	0-1	.000	0-0	.000	0	0	0	3.9	1	0	2	0	0	0	8.9
at Vanderbilt	01/08/2022		14:34	2-4	.500	0-1	.000	1-2	.500	1	2	3	3.8	2	0	4	0	0	5	8.6
at Tennessee	01/11/2022		14:10	1-2	.500	1-1	1.000	1-5	.200	1	3	4	3.9	1	2	2	0	2	4	8.3
Florida	01/15/2022		15:51	3-4	.750	1-1	1.000	0-0	.000	1	0	1	3.7	3	1	1	0	2	7	8.2
at Arkansas	01/18/2022	*	30:59	6-14	.429	3-5	.600	5-10	.500	3	3	6	3.8	1	1	6	1	2	20	8.9
Georgia	01/22/2022	*	09:33	3-6	.500	1-3	.333	0-0	.000	0	0	0	3.6	2	0	0	1	1	7	8.8
Totals		**2**	**303:10**	**51-116**	**.440**	**9-33**	**.273**	**39-61**	**.639**	**18**	**43**	**61**	**3.6**	**27**	**26**	**39**	**7**	**16**	**150**	**8.8**

Player Averages

Games Played	Minutes/ game	Points/ game	FG Pct	3FG Pct	FT Pct	Rebounds/ game	Assists/ game	Turnovers/ game	Assist/Turnover ratio	Steals/ game	Blocks/ game
17	17.8	8.8	44.0	27.3	63.9	3.6	1.5	2.3	0.7	0.9	0.4

PLAYER BIO

2021-22

> Started for the first time in Garnet and Black at Arkansas (Jan. 18) and led all scorers with 20 points ; also had six rebounds and a pair of steals, his fifth game game with two or more

> Scored career high 22 points (8-of-13 FGs) to lead team in rout of Army (Dec. 22) ; also had a career high with three steals

> Led team with 12 points, two blocks and two steals in blowout win vs. Allen (Dec. 14) ; also had seven rebounds and four assists

> Led the Gamecocks with 16 points and seven rebounds in come-from-behind win over Florida State (Dec. 12); scored 11 points in the second half ; earned SEC Freshman of the Week honors for the performance on Dec. 13

> Scored 12 points, and sealed win at the free throw line, hitting all four of his attempts in the final five seconds of action vs. UAB (Nov. 18)

> Had 16 points in win vs. WKU (Nov. 14), also a team high four assists and eight rebounds

> Tallied six points and three rebounds vs. Princeton (Nov. 12)

> Scored seven points and collected a steal in college debut vs. USC Upstate (Nov. 9)

Personal

> Son of Cassie and Anthony Carter

> Has a brother, Josh

> Father, Anthony, spent 13 seasons in the NBA, playing with the Miami Heat, San Antonio Spurs, Minnesota Timberwolves, Denver Nuggets, New York Knicks and Toronto Raptors. He is currently the Player Development Coach for the Miami Heat.

> His advice to young people is "always work hard, everything is possible!"

> Lists James Harden as his favorite professional basketball player

> Chose South Carolina because "of the connection I had with Coach Frank Martin and Coach Chuck Martin was a big part of it. Also, the culture of South Carolina meant a lot."

> Began playing basketball at age three

> A public health major

CAREER STATS

				Field Goals		3-Point		F-Throws		Rebounds									Scoring	
SEASON	TEAM	GP-GS	MIN/AVG	FG-FGA	FG%	3FG-3FGA	3FG%	FT-FTA	FT%	OFF	DEF	TOT	AVG	PF-FO	A	TO	BLK	STL	PTS	AVG
2021-22	USC	17-2	303/17.8	51-116	.440	9-33	.273	39-61	.639	18	43	61	3.6	27-0	26	39	7	16	150	8.8
TOTAL		**17-2**	**303/17.8**	**51-116**	**.440**	**9-33**	**.273**	**39-61**	**.639**	**18**	**43**	**61**	**3.6**	**27-0**	**26**	**39**	**7**	**16**	**150**	**8.8**

44 FORD COOPER JR.

Jr. - Guard - 6-3 - 202 - Charlotte, N.C./United Faith Christian Academy/Missouri State

INSTAGRAM: fordcooper1_

TWITTER: -

CAREER HIGHS

Statistic	Value	
Points	7	at Evansville 01/18/20
Rebounds	7	vs Valparaiso 01/23/20
Assists	5	at Drake 01/26/20
Steals	3	vs Bradley 01/15/20
Blocks	1	vs Murray St. 12/03/19
FG Made	2	vs Bradley 01/15/20, vs Saint Joseph's 11/22/19
FG Attempts	5	at UNI 01/29/20, vs Bradley 01/15/20, at Evansville 01/18/20
3FG Made	2	vs Bradley 01/15/20, vs Saint Joseph's 11/22/19
3FG Attempts	4	at UNI 01/29/20, vs Bradley 01/15/20
FT Made	5	at Evansville 01/18/20
FT Attempts	5	at Evansville 01/18/20

SUPERLATIVES

	'21-22	Career
Double-figure scoring	-	-
Double-figure rebounding	-	-
Double-double	-	-
2+ assists	1	11
Team high scoring*	-	-
Team high rebounding*	-	-
Team high assists*	-	-

includes led, or shared team high
** at South Carolina*

2020-21 GAME-BY-GAME

				Total		3-Pointers		Free throws		Rebounds										
Opponent	Date	GS	MIN	FG-FGA	PCT	3FG-3FGA	PCT	FT-FTA	PCT	OFF	DEF	TOT	AVG	PF	A	TO	BLK	STL	PTS	AVG
Allen	12/14/2021		07:24	1-1	1.000	1-1	1.000	0-0	.000	0	0	0	0.0	0	2	1	0	0	3	3.0
Totals		**0**	**07:24**	**1-1**	**1.000**	**1-1**	**1.000**	**0-0**	**.000**	**0**	**0**	**0**	**0.0**	**0**	**2**	**1**	**0**	**0**	**3**	**3.0**

Player Averages

Games Played	Minutes/ game	Points/ game	FG Pct	3FG Pct	FT Pct	Rebounds/ game	Assists/ game	Turnovers/ game	Assist/Turnover ratio	Steals/ game	Blocks/ game
1	7.4	3.0	100.0	100.0	0.0	0.0	2.0	1.0	2.0	0.0	0.0

PLAYER BIO

2021-22
> Made season debut in blowout win vs. Allen (Dec. 14) ; scored first career points as a Gamecock knocking down a corner three ; also had two assists in seven minutes of action

Career Highlights
> Spent freshman season at Missouri State where he played in 27 games with five starts
> His 2.9 assist-to-turnover ratio in MVC games ranked third in the league (20 assists, 7 turnovers) in 2019-20

Personal
> Son of Ruby and Ford Cooper Sr.
> Has two sisters, Riley and Elle
> His advice to young people is "never stop imagining"
> Credits Mexico as his favorite vacation destination, and his favorite dessert is cake
> An African American Studies major

CAREER STATS

				Field Goals		3-Point		F-Throws		Rebounds									Scoring	
SEASON	TEAM	GP-GS	MIN/AVG	FG-FGA	FG%	3FG-3FGA	3FG%	FT-FTA	FT%	OFF	DEF	TOT	AVG	PF-FO	A	TO	BLK	STL	PTS	AVG
2019-20	MSU	27-5	323/12.0	14-48	.292	13-35	.371	9-11	.818	2	24	26	1.0	38-1	31	21	1	14	50	1.9
2020-21	USC	1-0	2/1.6	0-0	.000	0-0	.000	0-0	.000	0	0	0	0.0	0-0	0	0	0	0	0	0.0
2021-22	USC	1-0	7/7.4	1-1	1.000	1-1	1.000	0-0	.000	0	0	0	0.0	0-0	2	1	0	0	3	3.0
TOTAL FOR USC		**2-0**	**9/4.5**	**1-1**	**1.000**	**1-1**	**1.000**	**0-0**	**.000**	**0**	**0**	**0**	**0.0**	**0-0**	**2**	**1**	**0**	**0**	**3**	**1.5**
TOTAL		**29-5**	**332/11.5**	**15-49**	**.306**	**14-36**	**.389**	**9-11**	**.818**	**2**	**24**	**26**	**0.9**	**38-1**	**33**	**22**	**1**	**14**	**53**	**1.8**

5 JERMAINE COUISNARD

R-Jr. - Guard - 6-4 - 211 - East Chicago, Ind./East Chicago Central/Montverde Academy (Fla.)



INSTAGRAM: thegreayjay5

TWITTER: @The__Future11

CAREER HIGHS

Statistic	Value	
Points	28	at Ole Miss 02/05/20
Rebounds	7	vs Western Ky. 11/14/21
Assists	10	vs Mississippi St. 03/03/20
Steals	4	vs Florida A&M 01/02/21
Blocks	1	7 times
FG Made	9	vs Kentucky 01/15/20
FG Attempts	22	vs Kentucky 01/15/20
3FG Made	5	vs Texas A&M 01/06/21
3FG Attempts	11	vs Texas A&M 01/06/21
FT Made	9	at Mississippi St. 02/19/20, at Ole Miss 02/05/20
FT Attempts	13	at Ole Miss 02/05/20

SUPERLATIVES

	'21-22	Career
Double-figure scoring	6	32
Double-figure rebounding	-	-
Double-double	-	-
3+ assists	4	32
Team high scoring	3	12
Team high rebounding	-	1
Team high assists	5	28

includes led, or shared team high

2020-21 GAME-BY-GAME

				Total		3-Pointers		Free throws		Rebounds										
Opponent	Date	GS	MIN	FG-FGA	PCT	3FG-3FGA	PCT	FT-FTA	PCT	OFF	DEF	TOT	AVG	PF	A	TO	BLK	STL	PTS	AVG
USC Upstate	11/09/2021	*	25:01	5-12	.417	1-4	.250	3-3	1.000	2	4	6	6.0	0	7	4	0	0	14	14.0
vs Princeton	11/12/2021	*	29:49	7-18	.389	3-8	.375	0-0	.000	1	1	2	4.0	1	1	2	0	3	17	15.5
vs Western Ky.	11/14/2021	*	23:52	5-9	.556	3-6	.500	3-4	.750	0	7	7	5.0	1	1	9	0	0	16	15.7
UAB	11/18/2021	*	27:11	3-9	.333	1-5	.200	0-0	.000	0	2	2	4.3	2	3	6	0	3	7	13.5
Wofford	11/23/2021	*	22:58	5-8	.625	3-6	.500	1-4	.250	0	2	2	3.8	3	1	4	0	0	14	13.6
Rider	11/28/2021	*	16:25	5-9	.556	2-3	.667	1-2	.500	2	1	3	3.7	1	0	2	0	1	13	13.5
Georgetown	12/05/2021		12:28	2-7	.286	0-3	.000	0-1	.000	0	1	1	3.3	0	2	0	0	1	4	12.1
at Clemson	12/18/2021	*	24:05	1-3	.333	1-3	.333	2-2	1.000	0	1	1	3.0	2	0	2	0	0	5	11.3
Auburn	01/04/2022		16:29	3-9	.333	3-5	.600	0-0	.000	0	1	1	2.8	0	2	0	0	0	9	11.0
at Vanderbilt	01/08/2022		25:17	3-8	.375	1-4	.250	2-4	.500	1	3	4	2.9	2	4	3	1	2	9	10.8
at Tennessee	01/11/2022	*	16:29	0-2	.000	0-1	.000	1-2	.500	0	0	0	2.6	1	3	4	0	1	1	9.9
Florida	01/15/2022		17:31	2-10	.200	0-2	.000	0-1	.000	1	1	2	2.6	1	2	2	0	0	4	9.4
Georgia	01/22/2022		23:03	5-10	.500	2-5	.400	3-4	.750	0	3	3	2.6	2	2	1	0	3	15	9.8
Totals		**8**	**280:38**	**46-114**	**.404**	**20-55**	**.364**	**16-27**	**.593**	**7**	**27**	**34**	**2.6**	**16**	**28**	**39**	**1**	**14**	**128**	**9.8**

Player Averages

Games Played	Minutes/ game	Points/ game	FG Pct	3FG Pct	FT Pct	Rebounds/ game	Assists/ game	Turnovers/ game	Assist/Turnover ratio	Steals/ game	Blocks/ game
13	21.6	9.8	40.4	36.4	59.3	2.6	2.2	3.0	0.7	1.1	0.1

PLAYER BIO

2021-22

> Had 15 points (10 in second half) in 83-66 win vs. Georgia (Jan. 22) ; led the team with three steals
> Scored nine points (all in the second half) to help lead team to 72-70 win at Vanderbilt (Jan. 8) ; tied for the team lead with four assists and a pair of steals
> Hit a trio of 3s, and scored 14 points in home win vs. Wofford (Nov. 23)
> Named to the Asheville Championship All-Tournament Team
> Matched for team high with 16 points in win vs. WKU (Nov. 14)
> Game high 17 points and three steals vs. Princeton (Nov. 12)
> Scored 14 points, and dished out a game high seven assists, while also collecting six rebounds in season opener vs. USC Upstate (Nov. 9)

Career Highlights

> As a sophomore, averaged 10.1 points, 3.0 rebounds, a team high 3.2 assists and 1.3 steals in 27.0 minutes per game
> Saw action in 30 games with 16 starts during rookie season, averaging 12.1 points, 2.8 rebounds, a team high 3.2 assists and 0.8 steals in 26.0 minutes per game
> Hit the buzzer beater game winner in breakout performance in home upset win over No. 10/12 Kentucky (Jan. 15, 2020), also the first start of his career
> Tallied a career high 28 points, hitting 8-of-18 from the floor with three 3-pointers and nine makes at the foul line at Ole Miss (Feb. 5, 2020)
> Dished out a career high 10 assists, with no turnovers, in home win over Mississippi State (March 3, 2020), becoming the first Gamecock since March 2008 to hit the double-figure assist mark
> SEC All-Freshman Team (coaches)

Personal

> An interdisciplinary studies major
> Son of Jermaine Couisnard and Raven Merkerson
> Has two sisters, Maya and Kalani
> Lists LeBron James as his favorite athlete
> His advice to young people is to "keep working! Always have confidence and listen to your parents."
> Began playing basketball at age six
> Chose South Carolina because "of the great coaching staff, that could help me on the court and also off the court."

CAREER STATS

				Field Goals		3-Point		F-Throws		Rebounds									Scoring	
SEASON	TEAM	GP-GS	MIN/AVG	FG-FGA	FG%	3FG-3FGA	3FG%	FT-FTA	FT%	OFF	DEF	TOT	AVG	PF-FO	A	TO	BLK	STL	PTS	AVG
2019-20	USC	30-16	781/26.0	123-314	.392	36-124	.290	81-121	.669	22	63	85	2.8	84-3	95	66	4	23	363	12.1
2020-21	USC	17-14	460/27.0	58-192	.302	26-90	.289	29-50	.580	13	38	51	3.0	33-0	54	44	2	22	171	10.1
2021-22	USC	13-8	281/21.6	46-114	.404	20-55	.364	16-27	.593	7	27	34	2.6	16-0	28	39	1	14	128	9.8
TOTAL		**60-38**	**1521/25.4**	**227-620**	**.366**	**82-269**	**.305**	**126-198**	**.636**	**42**	**128**	**170**	**2.8**	**133-3**	**177**	**149**	**7**	**59**	**662**	**11.0**

33 JOSH GRAY

So. - Forward - 7-0 - 255 - Brooklyn, N.Y./Putnam Science Academy/LSU



INSTAGRAM: joshgrayofficial

TWITTER: @NWNBJosh

CAREER HIGHS

Statistic	Value	
Points	9	vs Georgetown 12/05/21
Rebounds	11	at Arkansas 01/18/22
Assists	2	vs USC Upstate 11/09/21, vs Wofford 11/23/21
Steals	2	at Coastal Carolina 12/01/21
Blocks	3	vs Rider 11/28/21
FG Made	4	vs USC Upstate 11/09/21, at Arkansas 01/18/22
FG Attempts	7	vs USC Upstate 11/09/21, vs Army West Point 12/22/21
3FG Attempts	1	vs Western Ky. 11/14/21
FT Made	3	vs Georgetown 12/05/21
FT Attempts	6	vs Georgetown 12/05/21

SUPERLATIVES

	'21-22	Career
Double-figure scoring	-	-
Double-figure rebounding	1	1
Double-double	-	-
2+ blocks	2	2
Team high scoring*	-	-
Team high rebounding*	2	2
Team high blocks*	3	3

includes led, or shared team high
** at South Carolina*

2020-21 GAME-BY-GAME

				Total		3-Pointers		Free throws		Rebounds										
Opponent	Date	GS	MIN	FG-FGA	PCT	3FG-3FGA	PCT	FT-FTA	PCT	OFF	DEF	TOT	AVG	PF	A	TO	BLK	STL	PTS	AVG
USC Upstate	11/09/2021	*	25:51	4-7	.571	0-0	.000	0-2	.000	1	7	8	8.0	3	2	1	0	1	8	8.0
vs Princeton	11/12/2021	*	21:45	1-2	.500	0-0	.000	0-0	.000	3	4	7	7.5	4	1	1	1	1	2	5.0
vs Western Ky.	11/14/2021	*	14:22	1-4	.250	0-1	.000	2-2	1.000	3	1	4	6.3	1	1	1	1	0	4	4.7
UAB	11/18/2021		12:14	1-2	.500	0-0	.000	0-0	.000	1	4	5	6.0	1	0	0	0	1	2	4.0
Wofford	11/23/2021		14:25	0-1	.000	0-0	.000	0-0	.000	0	1	1	5.0	3	2	0	0	0	0	3.2
Rider	11/28/2021		12:54	0-0	.000	0-0	.000	0-0	.000	0	4	4	4.8	2	0	0	3	0	0	2.7
at Coastal Carolina	12/01/2021		10:05	1-4	.250	0-0	.000	0-0	.000	2	2	4	4.7	2	0	1	0	2	2	2.6
Georgetown	12/05/2021		12:43	3-3	1.000	0-0	.000	3-6	.500	2	2	4	4.6	0	0	1	1	0	9	3.4
vs Florida St.	12/12/2021		09:50	1-1	1.000	0-0	.000	1-2	.500	0	0	0	4.1	2	0	1	0	0	3	3.3
Allen	12/14/2021		13:02	2-4	.500	0-0	.000	0-0	.000	3	4	7	4.4	0	1	0	1	0	4	3.4
Army West Point	12/22/2021		08:15	3-7	.429	0-0	.000	1-1	1.000	4	1	5	4.5	2	0	0	0	0	7	3.7
Auburn	01/04/2022		10:36	0-2	.000	0-0	.000	0-1	.000	1	1	2	4.3	2	0	1	0	0	0	3.4
at Vanderbilt	01/08/2022		10:48	2-2	1.000	0-0	.000	1-1	1.000	0	1	1	4.0	2	0	2	1	1	5	3.5
at Tennessee	01/11/2022		09:53	0-0	.000	0-0	.000	0-1	.000	1	1	2	3.9	2	0	0	0	0	0	3.3
Florida	01/15/2022		10:29	1-1	1.000	0-0	.000	0-0	.000	0	0	0	3.6	1	0	0	0	1	2	3.2
at Arkansas	01/18/2022		19:10	4-6	.667	0-0	.000	0-4	.000	5	6	11	4.1	2	1	0	0	0	8	3.5
Georgia	01/22/2022		11:23	0-0	.000	0-0	.000	2-2	1.000	2	3	5	4.1	3	0	0	2	0	2	3.4
Totals		**3**	**227:46**	**24-46**	**.522**	**0-1**	**.000**	**10-22**	**.455**	**28**	**42**	**70**	**4.1**	**32**	**8**	**9**	**10**	**7**	**58**	**3.4**

Player Averages

Games Played	Minutes/ game	Points/ game	FG Pct	3FG Pct	FT Pct	Rebounds/ game	Assists/ game	Turnovers/ game	Assist/Turnover ratio	Steals/ game	Blocks/ game
17	13.4	3.4	52.2	0.0	45.5	4.1	0.5	0.5	0.9	0.4	0.6

PLAYER BIO

2021-22
> Had five rebounds and a pair of blocks in 83-66 win vs. Georgia (Jan. 22)
> Pulled down a career-high 11 rebounds and added eight points at Arkansas (Jan. 18)
> Had seven points and five rebounds in just eight minutes of action in rout of Army (Dec. 22)
> Perfect 3-of-3 from the floor in win vs. Georgetown (Dec. 5), finishing with a career high nine points
> Dished out two assists in win vs. Wofford (Nov. 23)
> Scored eight points and was one of three to collect a team high eight rebounds in season opener vs. USC Upstate (Nov. 9)

Career Highlights
> Played freshman season at LSU where he averaged 0.8 points and 1.2 rebounds in 10 games played
> Prior to college career, spent a season at Putnam Science Academy (Connecticut) helping his team capture the co-National Prep Championship and a 36-4 overall record

Personal
> Son of Mr. and Mrs. Gray
> Is the youngest of three siblings
> Lists Giannis Antetokounmpo as his favorite professional basketball player
> His favorite dessert is cheesecake, and his favorite vacation spot is France
> A mass communications major

CAREER STATS

				Field Goals		3-Point		F-Throws		Rebounds									Scoring	
SEASON	TEAM	GP-GS	MIN/AVG	FG-FGA	FG%	3FG-3FGA	3FG%	FT-FTA	FT%	OFF	DEF	TOT	AVG	PF-FO	A	TO	BLK	STL	PTS	AVG
2020-21	LSU	10-0	33/3.3	3-6	.500	0-0	.000	2-7	.286	5	7	12	1.2	7-0	0	2	1	0	8	0.8
2021-22	USC	17-3	228/13.4	24-46	.522	0-1	.000	10-22	.455	28	42	70	4.1	32-0	8	9	10	7	58	3.4
TOTAL FOR USC		**17-3**	**228/13.4**	**24-46**	**.522**	**0-1**	**.000**	**10-22**	**.455**	**28**	**42**	**70**	**4.1**	**32-0**	**8**	**9**	**10**	**7**	**58**	**3.4**
TOTAL		**27-3**	**261/9.7**	**27-52**	**.519**	**0-1**	**.000**	**12-29**	**.414**	**33**	**49**	**82**	**3.0**	**39-0**	**8**	**11**	**11**	**7**	**66**	**2.4**

13 MIKE GREEN

Jr. - Guard - 6-2 - 190 - Myrtle Beach, S.C./Christian Academy of Myrtle Beach

INSTAGRAM: themikegreen

TWITTER: @TheMikeGreen_

CAREER HIGHS

Statistic	Value	
Points	11	vs Allen 12/14/21
Rebounds	2	vs Texas A&M 02/08/20
Assists	1	vs Vanderbilt 01/25/20
Steals	2	vs Cleveland St. 11/15/19, vs Georgia 01/27/21
Blocks	1	vs Army West Point 12/22/21
FG Made	4	vs Allen 12/14/21
FG Attempts	6	vs Allen 12/14/21
3FG Made	3	vs Allen 12/14/21
3FG Attempts	5	vs Allen 12/14/21
FT Made	1	vs Cleveland St. 11/15/19
FT Attempts	1	vs Cleveland St. 11/15/19

SUPERLATIVES

	'21-22	Career
Double-figure scoring	1	1
Double-figure rebounding	-	-
Double-double	-	-
2+ assists	-	-
Team high scoring	-	-
Team high rebounding	-	-
Team high blocks	-	-

includes led, or shared team high

2020-21 GAME-BY-GAME

				Total		3-Pointers		Free throws		Rebounds										
Opponent	Date	GS	MIN	FG-FGA	PCT	3FG-3FGA	PCT	FT-FTA	PCT	OFF	DEF	TOT	AVG	PF	A	TO	BLK	STL	PTS	AVG
at Coastal Carolina	12/01/2021		03:56	0-1	.000	0-1	.000	0-0	.000	0	0	0	0.0	0	0	0	0	0	0	0.0
Georgetown	12/05/2021		00:40	0-0	.000	0-0	.000	0-0	.000	0	0	0	0.0	0	0	0	0	0	0	0.0
Allen	12/14/2021		07:24	4-6	.667	3-5	.600	0-0	.000	0	1	1	0.3	1	0	0	0	1	11	3.7
Army West Point	12/22/2021		04:52	0-1	.000	0-0	.000	0-0	.000	0	0	0	0.3	0	0	0	1	0	0	2.8
Totals		**0**	**16:52**	**4-8**	**.500**	**3-6**	**.500**	**0-0**	**.000**	**0**	**1**	**1**	**0.3**	**1**	**0**	**0**	**1**	**1**	**11**	**2.8**

Player Averages

Games Played	Minutes/ game	Points/ game	FG Pct	3FG Pct	FT Pct	Rebounds/ game	Assists/ game	Turnovers/ game	Assist/Turnover ratio	Steals/ game	Blocks/ game
4	4.2	2.8	50.0	50.0	0.0	0.3	0.0	0.0	0.0	0.3	0.3

PLAYER BIO

2021-22

> Scored career-high 11 points in blowout win vs. Allen (Dec. 14) ; went 4-for-6 from the field and 3-for-5 from behind the arc
> Saw first action of the season at Coastal Carolina (Dec. 1)

Career Highlights

> Saw action in five games as a sophomore, collecting two steals vs. Georgia (Jan. 27)
> Hit a stepback 3 late in a win vs. Vanderbilt (Jan. 25, 2020) for his first career points in an SEC game
> Scored first college points on a lay-up and free throw in home win over Cleveland State (Nov. 15, 2019)

Personal

> Scored over 2,000 points during prep career, while also pulling down over 600 rebounds and dishing out over 500 assists
> Named South Carolina Independent Schools Association 2018-19 AA All-State by the High School Sports Report
> Played varsity as an eighth grader, averaging 15 points per game
> A finance major
> Son of Mike and Emily Green
> Has a brother, Jack, and a sister, Anna-Kate
> Also played soccer and tennis growing up

CAREER STATS

				Field Goals		3-Point		F-Throws		Rebounds									Scoring	
SEASON	TEAM	GP-GS	MIN/AVG	FG-FGA	FG%	3FG-3FGA	3FG%	FT-FTA	FT%	OFF	DEF	TOT	AVG	PF-FO	A	TO	BLK	STL	PTS	AVG
2019-20	USC	8-0	15/1.8	3-6	.500	2-4	.500	1-1	1.000	1	2	3	0.4	1-0	1	1	0	2	9	1.1
2020-21	USC	5-0	16/3.1	0-6	.000	0-3	.000	0-0	.000	0	0	0	0.0	0-0	0	3	0	2	0	0.0
2021-22	USC	4-0	17/4.2	4-8	.500	3-6	.500	0-0	.000	0	1	1	0.3	1-0	0	0	1	1	11	2.8
TOTAL		**17-0**	**47/2.8**	**7-20**	**.350**	**5-13**	**.385**	**1-1**	**1.000**	**1**	**3**	**4**	**0.2**	**2-0**	**1**	**4**	**1**	**5**	**20**	**1.2**

15 WILDENS LEVEQUE

Jr. - Forward - 6-10 - 255 - Brockton, Mass./Gould Academy

INSTAGRAM: w15dens

TWITTER: @WildensLeveque

CAREER HIGHS

Statistic	Value	
Points	14	vs Ole Miss 03/11/21, vs USC Upstate 11/09/21, vs Georgetown 12/05/21
Rebounds	11	vs Western Ky. 11/14/21
Assists	3	vs Georgia 01/27/21
Steals	3	at Auburn 01/22/20, vs Western Ky. 11/14/21
Blocks	3	vs Gardner-Webb 11/22/19, vs Ole Miss 02/13/21, at Tennessee 01/11/22
FG Made	7	vs Ole Miss 03/11/21
FG Attempts	10	vs Ole Miss 03/11/21
FT Made	7	vs UAB 11/18/21
FT Attempts	10	vs USC Upstate 11/09/21

SUPERLATIVES

	'21-22	Career
Double-figure scoring	8	23
Double-figure rebounding	2	4
Double-double	1	1
2+ blocks	4	10
Team high scoring	3	3
Team high rebounding	5	8
Team high blocks	4	12

includes led, or shared team high

2020-21 GAME-BY-GAME

				Total		3-Pointers		Free throws		Rebounds										
Opponent	Date	GS	MIN	FG-FGA	PCT	3FG-3FGA	PCT	FT-FTA	PCT	OFF	DEF	TOT	AVG	PF	A	TO	BLK	STL	PTS	AVG
USC Upstate	11/09/2021	*	27:06	4-8	.500	0-0	.000	6-10	.600	5	3	8	8.0	3	0	0	2	2	14	14.0
vs Princeton	11/12/2021	*	32:09	6-6	1.000	0-0	.000	0-3	.000	4	6	10	9.0	3	1	2	0	0	12	13.0
vs Western Ky.	11/14/2021	*	26:16	4-4	1.000	0-0	.000	0-2	.000	4	7	11	9.7	4	1	1	0	3	8	11.3
UAB	11/18/2021	*	26:24	3-8	.375	0-0	.000	7-8	.875	2	5	7	9.0	1	0	1	1	1	13	11.8
Wofford	11/23/2021	*	21:02	3-3	1.000	0-0	.000	0-0	.000	1	1	2	7.6	4	1	0	1	0	6	10.6
Rider	11/28/2021	*	27:06	4-8	.500	0-0	.000	1-3	.333	3	3	6	7.3	3	0	0	2	0	9	10.3
at Coastal Carolina	12/01/2021	*	17:29	3-5	.600	0-0	.000	1-2	.500	4	2	6	7.1	2	1	0	0	0	7	9.9
Georgetown	12/05/2021	*	21:18	6-8	.750	0-0	.000	2-2	1.000	2	2	4	6.8	3	0	1	0	2	14	10.4
vs Florida St.	12/12/2021	*	19:46	3-3	1.000	0-0	.000	4-6	.667	3	2	5	6.6	4	1	1	0	0	10	10.3
Allen	12/14/2021	*	10:50	5-6	.833	0-0	.000	2-3	.667	2	1	3	6.2	1	0	0	1	1	12	10.5
Auburn	01/04/2022	*	26:52	5-5	1.000	0-0	.000	1-2	.500	2	5	7	6.3	3	1	2	2	1	11	10.5
at Vanderbilt	01/08/2022	*	28:32	4-6	.667	0-0	.000	2-2	1.000	1	2	3	6.0	5	1	0	1	0	10	10.5
at Tennessee	01/11/2022	*	23:51	0-3	.000	0-0	.000	0-0	.000	2	3	5	5.9	2	0	3	3	1	0	9.7
Florida	01/15/2022	*	16:14	2-6	.333	0-0	.000	3-4	.750	2	2	4	5.8	4	0	0	1	2	7	9.5
at Arkansas	01/18/2022	*	10:08	0-2	.000	0-0	.000	1-2	.500	2	1	3	5.6	3	0	1	0	0	1	8.9
Georgia	01/22/2022	*	15:26	2-4	.500	0-0	.000	0-0	.000	3	4	7	5.7	4	1	2	1	0	4	8.6
Totals		**16**	**350:28**	**54-85**	**.635**	**0-0**	**.000**	**30-49**	**.612**	**42**	**49**	**91**	**5.7**	**49**	**8**	**14**	**15**	**13**	**138**	**8.6**

Player Averages

Games Played	Minutes/ game	Points/ game	FG Pct	3FG Pct	FT Pct	Rebounds/ game	Assists/ game	Turnovers/ game	Assist/Turnover ratio	Steals/ game	Blocks/ game
16	21.9	8.6	63.5	0.0	61.2	5.7	0.5	0.9	0.6	0.8	0.9

PLAYER BIO

2021-22

> Led team with seven rebounds in 83-66 win vs. Georiga (Jan. 22)
> Had 10 points, his fifth straight game in double figures, in 72-70 win at Vanderbilt (Jan. 8)
> Was 5-for-5 from the field and scored 11 points with seven rebounds vs. No. 9/9 Auburn (Jan. 4)
> Led team with 12 points in just 11 minutes of action in blowout win vs. Allen (Dec. 14)
> Scored a team high 14 points, and colleted two steals in win vs. Georgetown (Dec. 5)
> Went 10-of-10 from the field in two games at Asheville Championship; scored eight points with a career high 11 rebounds in win vs. WKU (Nov. 14)
> First career double-double with 12 points and 10 rebounds vs. Princeton (Nov. 12); was 6-of-6 from the field vs. the Tigers
> Matched career high with 14 points, along with eight rebounds, two steals and two blocks in season opener vs. USC Upstate (Nov. 9)

Career Highlights

> As a sophomore, saw action in all 21 games with 15 starts on the year; hit 58.4 percent (52-89) of his attempts from the field
> Scored a career high 14 points vs. Ole Miss (March 11) in SEC Tournament play
> Saw action in 30 games, averaging 2.4 points, 2.6 rebounds and 0.5 blocks in 9.8 minutes per contest as a freshman

Personal

> A psychology major
> Son of Wildens and Carline Leveque
> Has two sisters, Wildnese and Karyna
> Cousin of Nerlens Noel, who played college basketball at Kentucky, and is currently a member of the New York Knicks
> Lists LeBron James as his favorite NBA player, and the Miami Heat as his favorite NBA team
> His advice to young people is "stay humble, have faith in your journey and obey."
> Chose South Carolina because "of the culture and passion, and Frank."
> Averaged 14 points, 13 rebounds and two blocks per game as a junior at Gould Academy, earning NEPSAC AA Honorable Mention accolades

CAREER STATS

				Field Goals		3-Point		F-Throws		Rebounds									Scoring	
SEASON	TEAM	GP-GS	MIN/AVG	FG-FGA	FG%	3FG-3FGA	3FG%	FT-FTA	FT%	OFF	DEF	TOT	AVG	PF-FO	A	TO	BLK	STL	PTS	AVG
2019-20	USC	30-8	292/9.7	28-46	.609	0-0	.000	17-37	.459	36	41	77	2.6	62-0	6	16	15	10	73	2.4
2020-21	USC	21-15	388/18.5	52-89	.584	0-0	.000	25-39	.641	45	56	101	4.8	60-0	11	24	13	9	129	6.1
2021-22	USC	16-16	350/21.9	54-85	.635	0-0	.000	30-49	.612	42	49	91	5.7	49-1	8	14	15	13	138	8.6
TOTAL		**67-39**	**1030/15.4**	**134-220**	**.609**	**0-0**	**.000**	**72-125**	**.576**	**123**	**146**	**269**	**4.0**	**171-1**	**25**	**54**	**43**	**32**	**340**	**5.1**

14 BRANDON MARTIN

Sr. - Forward - 6-5 - 232 - Miami, Fla./Cardinal Newman School/USC Upstate

INSTAGRAM: bmarttinn

TWITTER: @Kvng_0

CAREER HIGHS

Statistic	Value	
Points	23	vs VMI 12/29/19
Rebounds	11	vs Allen 12/14/21
Assists	5	vs Allen 12/14/21
Steals	4	at NC State 12/22/18
Blocks	1	17 times
FG Made	9	vs VMI 12/29/19
FG Attempts	12	at Radford 02/22/20
3FG Made	1	at South Carolina 11/06/18, at Radford 02/22/20, vs Western Ky. 11/14/21
3FG Attempts	2	at NC State 12/22/18
FT Made	5	vs VMI 12/29/19
FT Attempts	6	at Col. of Charleston 11/05/19, vs VMI 12/29/19

SUPERLATIVES

	'21-22	Career
Double-figure scoring	1	12
Double-figure rebounding	1	1
Double-double	-	-
2+ blocks	-	-
Team high scoring*	-	-
Team high rebounding*	3	3*
Team high blocks*	-	-

includes led, or shared team high
** at South Carolina*

2020-21 GAME-BY-GAME

				Total		3-Pointers		Free throws		Rebounds										
Opponent	Date	GS	MIN	FG-FGA	PCT	3FG-3FGA	PCT	FT-FTA	PCT	OFF	DEF	TOT	AVG	PF	A	TO	BLK	STL	PTS	AVG
USC Upstate	11/09/2021		03:05	0-1	.000	0-0	.000	0-0	.000	0	0	0	0.0	0	0	0	0	0	0	0.0
vs Princeton	11/12/2021		01:58	0-0	.000	0-0	.000	0-0	.000	0	0	0	0.0	1	0	0	0	0	0	0.0
vs Western Ky.	11/14/2021		17:42	3-3	1.000	1-1	1.000	0-0	.000	0	3	3	1.0	1	2	1	0	2	7	2.3
UAB	11/18/2021	*	23:48	1-4	.250	0-1	.000	1-2	.500	3	5	8	2.8	0	1	1	1	0	3	2.5
Wofford	11/23/2021		09:20	0-0	.000	0-0	.000	0-0	.000	0	3	3	2.8	0	0	0	0	0	0	2.0
Rider	11/28/2021		06:03	0-0	.000	0-0	.000	0-0	.000	0	1	1	2.5	0	0	0	0	0	0	1.7
at Coastal Carolina	12/01/2021		12:14	1-4	.250	0-1	.000	0-0	.000	0	1	1	2.3	2	0	2	0	1	2	1.7
Georgetown	12/05/2021		05:46	0-3	.000	0-0	.000	0-0	.000	1	2	3	2.4	1	1	0	0	0	0	1.5
vs Florida St.	12/12/2021		02:50	0-1	.000	0-0	.000	0-0	.000	0	1	1	2.2	0	0	0	0	0	0	1.3
Allen	12/14/2021		20:48	5-8	.625	0-0	.000	0-0	.000	5	6	11	3.1	0	5	0	1	0	10	2.2
at Clemson	12/18/2021		20:13	2-3	.667	0-1	.000	0-0	.000	0	2	2	3.0	2	1	2	0	0	4	2.4
Army West Point	12/22/2021		23:58	4-5	.800	0-0	.000	0-1	.000	2	4	6	3.3	1	2	0	0	1	8	2.8
Auburn	01/04/2022		15:21	0-2	.000	0-0	.000	0-0	.000	1	0	1	3.1	1	0	2	0	0	0	2.6
at Vanderbilt	01/08/2022		17:31	0-0	.000	0-0	.000	3-4	.750	0	1	1	2.9	1	0	2	0	1	3	2.6
at Tennessee	01/11/2022		13:50	2-4	.500	0-0	.000	0-0	.000	1	0	1	2.8	0	0	1	0	0	4	2.7
Florida	01/15/2022		15:55	1-3	.333	0-1	.000	0-0	.000	2	1	3	2.8	1	2	1	0	0	2	2.7
at Arkansas	01/18/2022		12:51	3-5	.600	0-1	.000	1-1	1.000	1	3	4	2.9	3	0	0	0	0	7	2.9
Georgia	01/22/2022		02:19	0-0	.000	0-0	.000	0-0	.000	0	0	0	2.7	0	1	1	0	0	0	2.8
Totals		**1**	**225:32**	**22-46**	**.478**	**1-6**	**.167**	**5-8**	**.625**	**16**	**33**	**49**	**2.7**	**14**	**15**	**13**	**2**	**5**	**50**	**2.8**

Player Averages

Games Played	Minutes/ game	Points/ game	FG Pct	3FG Pct	FT Pct	Rebounds/ game	Assists/ game	Turnovers/ game	Assist/Turnover ratio	Steals/ game	Blocks/ game
18	12.5	2.8	47.8	16.7	62.5	2.7	0.8	0.7	1.2	0.3	0.1

PLAYER BIO

2021-22

> Scored seven points and had four rebounds at Arkansas (Jan. 18)
> Had eight points and six rebounds in rout of Army (Dec. 22)
> Recorded first career double-double with 10 points and career-high 11 rebounds in blowout win vs. Allen (Dec. 14) ; also had career-high five assists in the game
> First start as a Gamecock in win vs. UAB (Nov. 18); pulled down a team high eight rebounds
> Played key role in Gamecock win over WKU (Nov. 14), playing solid defense, and also scoring seven points, including a 3-points; also three rebounds, 2 assists and two steals in 18 minutes of action
> Saw action in season opener vs. USC Upstate (Nov. 9)

Career Highlights

> Prior to joining the Gamecocks, played three seasons at USC Upstate, averaging 5.3 points and 2.4 rebounds in 56 career games for the Spartans
> Junior season with the Spartans was cut short due to injuries
> Scored a career best 23 points behind nine made field goals vs. VMI (Dec. 29, 2019) during sophomore campaign
> Began college career with a six-point performance vs. South Carolina (Nov. 6, 2018) at Colonial Life Arena, while also blocking one shot and collecting a steal in the matchup
> Played high school basketball at Cardinal Newman School in Columbia, earning all-state and all-region honors during prep career
> A member of the 500-rebound club at Cardinal Newman
> Averaged 14 points and 10 rebounds per game during senior season
> Spent a post-grad year at St. Thomas More School (Connecticut)

Personal

> Son of Frank, and stepmother, Anya, Martin and mother, Kimberly Hicks
> Has three brothers, Kameron, Justin and Christian, and two sisters, Amalia and Ariel
> Father, Frank, is the head men's basketball coach for the Gamecocks
> Mother, Kimberly, played college basketball at FAU, and then played professionally in Venezuela, Israel and Germany
> His advice to young people is "keep working hard and don't let anyone tell you that you can't do things!"
> Lists Kevin Durant, Steph Curry and Lebron James as his favorite professional basketball players
> His favorite vacation destination is Dubai
> An interdisciplinary studies major

CAREER STATS

				Field Goals		3-Point		F-Throws		Rebounds									Scoring	
SEASON	TEAM	GP-GS	MIN/AVG	FG-FGA	FG%	3FG-3FGA	3FG%	FT-FTA	FT%	OFF	DEF	TOT	AVG	PF-FO	A	TO	BLK	STL	PTS	AVG
2018-19	USCU	30-0	422/14.1	68-132	.515	1-8	.125	30-44	.682	36	40	76	2.5	31-0	12	26	10	17	167	5.6
2019-20	USCU	24-2	322/13.4	55-114	.482	1-1	1.000	21-39	.538	25	31	56	2.3	31-1	8	30	5	4	132	5.5
2020-21	USCU	3-0	21/7.1	2-3	.667	0-0	.000	0-1	.000	2	4	6	2.0	1-0	1	1	0	2	4	1.3
2021-22	USC	18-1	226/12.5	22-46	.478	1-6	.167	5-8	.625	16	33	49	2.7	14-0	15	13	2	5	50	2.8
TOTAL FOR USC		**18-1**	**226/12.5**	**22-46**	**.478**	**1-6**	**.167**	**5-8**	**.625**	**16**	**33**	**49**	**2.7**	**14-0**	**15**	**13**	**2**	**5**	**50**	**2.8**
TOTAL		**75-3**	**992/13.2**	**147-295**	**.498**	**3-15**	**.200**	**56-92**	**.609**	**79**	**108**	**187**	**2.5**	**77-1**	**36**	**70**	**17**	**28**	**353**	**4.7**

4 TRE-VAUGHN MINOTT

So. - Forward - 6-9 - 270 - Montreal, Quebec, Canada/NBA Academy Latin America



INSTAGRAM: 4_realtv

TWITTER: @4_realtv

CAREER HIGHS

Statistic	Value	
Points	8	vs Army West Point 12/22/21
Rebounds	6	vs Arkansas 03/02/21, at Clemson 12/18/21
Steals	1	vs Florida St. 12/12/21, at Tennessee 01/11/22
Blocks	3	at Clemson 12/18/21
FG Made	4	vs Army West Point 12/22/21
FG Attempts	4	4 times
FT Made	2	vs Allen 12/14/21
FT Attempts	2	4 times

SUPERLATIVES

	'21-22	Career
Double-figure scoring	-	-
Double-figure rebounding	-	-
Double-double	-	-
2+ blocks	1	1
Team high scoring	-	-
Team high rebounding	-	-
Team high blocks	1	2

includes led, or shared team high

2020-21 GAME-BY-GAME

				Total		3-Pointers		Free throws		Rebounds										
Opponent	Date	GS	MIN	FG-FGA	PCT	3FG-3FGA	PCT	FT-FTA	PCT	OFF	DEF	TOT	AVG	PF	A	TO	BLK	STL	PTS	AVG
USC Upstate	11/09/2021		04:19	0-0	.000	0-0	.000	0-0	.000	1	0	1	1.0	0	0	1	0	0	0	0.0
vs Western Ky.	11/14/2021		09:10	1-1	1.000	0-0	.000	0-0	.000	1	0	1	1.0	1	0	0	0	0	2	1.0
at Coastal Carolina	12/01/2021		05:53	0-0	.000	0-0	.000	0-0	.000	0	1	1	1.0	0	0	0	0	0	0	0.7
Georgetown	12/05/2021		05:27	2-3	.667	0-0	.000	0-0	.000	3	0	3	1.5	2	0	1	0	0	4	1.5
vs Florida St.	12/12/2021		10:16	0-1	.000	0-0	.000	0-2	.000	0	2	2	1.6	2	0	2	0	1	0	1.2
Allen	12/14/2021		10:47	2-3	.667	0-0	.000	2-2	1.000	2	3	5	2.2	2	0	0	0	0	6	2.0
at Clemson	12/18/2021	*	13:21	0-0	.000	0-0	.000	0-1	.000	1	5	6	2.7	4	0	2	3	0	0	1.7
Army West Point	12/22/2021	*	14:19	4-4	1.000	0-0	.000	0-1	.000	0	2	2	2.6	2	0	2	1	0	8	2.5
Auburn	01/04/2022		02:32	0-0	.000	0-0	.000	0-0	.000	0	0	0	2.3	2	0	1	0	0	0	2.2
at Tennessee	01/11/2022		01:41	0-0	.000	0-0	.000	0-2	.000	0	0	0	2.1	1	0	0	0	1	0	2.0
Georgia	01/22/2022		00:43	0-0	.000	0-0	.000	0-0	.000	0	1	1	2.0	0	0	0	0	0	0	1.8
Totals		**2**	**78:28**	**9-12**	**.750**	**0-0**	**.000**	**2-8**	**.250**	**8**	**14**	**22**	**2.0**	**16**	**0**	**9**	**4**	**2**	**20**	**1.8**

Player Averages

Games Played	Minutes/ game	Points/ game	FG Pct	3FG Pct	FT Pct	Rebounds/ game	Assists/ game	Turnovers/ game	Assist/Turnover ratio	Steals/ game	Blocks/ game
11	7.1	1.8	75.0	0.0	25.0	2.0	0.0	0.8	0.0	0.2	0.4

PLAYER BIO

2021-22

> Had career high eight points in rout of Army (Dec. 22)
> Tied for the team lead with three blocks at Clemson (Dec. 18)
> Matched career high with six points in blowout win vs. Allen (Dec. 14) ; also had five rebounds
> Posted a season high four points in win vs. Georgetown (Dec. 5)
> Posted two points with one rebound in win vs. WKU (Nov. 14)
> Saw action vs. USC Upstate (Nov. 9) in season opener, collecting one rebound

Career Highlights

> Saw action in eight games, with three starts on the year after joining the Gamecocks in January
> Averaged 2.5 points and 2.4 rebounds in 9.1 minutes per game during rookie season
> Prior to joining the Gamecocks, was at the NBA Academy Latin America in Mexico City since Sept. 2019

Personal

> Son of Michelle Minott
> Has one sister, Ann-Marie Wright
> His advice to young people is: "Keep working. Your time will come and neveral feel discouraged. Someone is out there watching you and they'll find you in time, just keep working and keep a positive spirit."
> Can play seven instruments: piano, drums, bass guitar, acoustic guitar, trumpet, tenor saxophone and the flute
> Wears jersey number four because it is the number of his birth month of April
> His favorite professional basketball player is LeBron James
> Began playing basketball at age seven
> Chose South Carolina because "I felt it was the perfect fit for the way I play."
> A sport and entertainment management major

CAREER STATS

				Field Goals		3-Point		F-Throws		Rebounds									Scoring	
SEASON	TEAM	GP-GS	MIN/AVG	FG-FGA	FG%	3FG-3FGA	3FG%	FT-FTA	FT%	OFF	DEF	TOT	AVG	PF-FO	A	TO	BLK	STL	PTS	AVG
2020-21	USC	8-3	73/9.1	10-18	.556	0-0	.000	0-2	.000	8	11	19	2.4	9-0	0	3	4	0	20	2.5
2021-22	USC	11-2	78/7.1	9-12	.750	0-0	.000	2-8	.250	8	14	22	2.0	16-0	0	9	4	2	20	1.8
TOTAL		**19-5**	**151/8.0**	**19-30**	**.633**	**0-0**	**.000**	**2-10**	**.200**	**16**	**25**	**41**	**2.2**	**25-0**	**0**	**12**	**8**	**2**	**40**	**2.1**

0 JAMES REESE V

Gr. - Guard - 6-4 - 170 - Eastover, S.C./AC Flora/Buffalo/Odessa/North Texas

INSTAGRAM: jamesreese_

TWITTER: @2kreesee

CAREER HIGHS

Single Game Highs

Statistic	Value	
Points	21	at Marshall 02/26/21, vs Mississippi Val. 11/26/20
Rebounds	9	vs Western Ky. 03/13/21
Assists	6	vs Central Penn 12/09/17
Steals	4	at UTSA 01/09/21, vs Western Ky. 11/14/21
Blocks	2	vs St. Bonaventure 12/02/17, at VCU 11/08/19
FG Made	8	at Marshall 02/26/21, vs Mississippi Val. 11/26/20
FG Attempts	15	vs Villanova 03/21/21
3FG Made	5	vs Mississippi Val. 11/26/20
3FG Attempts	10	vs Villanova 03/21/21
FT Made	5	vs Central Penn 12/09/17, vs Robert Morris 12/16/17
FT Attempts	6	vs Central Penn 12/09/17, vs UTEP 01/15/21

SUPERLATIVES

	'21-22	Career
Double-figure scoring	8	44
Double-figure rebounding	-	-
Double-double	-	-
2+ assists	10	28
2 + steals	4	26
Team high scoring*	2	2
Team high rebounding*	-	-
Team high steals*	3	3

includes led, or shared team high
** at South Carolina*

2020-21 GAME-BY-GAME

				Total		3-Pointers		Free throws		Rebounds										
Opponent	Date	GS	MIN	FG-FGA	PCT	3FG-3FGA	PCT	FT-FTA	PCT	OFF	DEF	TOT	AVG	PF	A	TO	BLK	STL	PTS	AVG
USC Upstate	11/09/2021	*	27:39	4-9	.444	1-3	.333	0-0	.000	0	1	1	1.0	1	0	2	0	2	9	9.0
vs Princeton	11/12/2021	*	31:48	2-12	.167	1-5	.200	0-0	.000	1	2	3	2.0	2	3	2	0	1	5	7.0
vs Western Ky.	11/14/2021	*	35:41	5-11	.455	4-9	.444	0-0	.000	1	2	3	2.3	1	3	0	0	4	14	9.3
UAB	11/18/2021	*	30:18	5-8	.625	4-5	.800	0-0	.000	0	2	2	2.3	4	3	3	0	1	14	10.5
Wofford	11/23/2021	*	30:40	5-10	.500	3-5	.600	2-2	1.000	0	3	3	2.4	3	4	1	0	1	15	11.4
Rider	11/28/2021	*	22:08	1-4	.250	0-2	.000	0-0	.000	2	2	4	2.7	1	2	2	0	2	2	9.8
at Coastal Carolina	12/01/2021	*	22:24	1-5	.200	1-4	.250	0-0	.000	0	2	2	2.6	2	0	0	0	0	3	8.9
Georgetown	12/05/2021	*	31:37	5-13	.385	1-5	.200	0-0	.000	1	1	2	2.5	0	3	1	0	1	11	9.1
vs Florida St.	12/12/2021	*	18:08	5-9	.556	3-4	.750	0-0	.000	0	1	1	2.3	3	0	1	0	1	13	9.6
Allen	12/14/2021	*	16:16	3-8	.375	3-8	.375	0-0	.000	0	4	4	2.5	1	2	1	0	0	9	9.5
Auburn	01/04/2022	*	34:37	2-9	.222	2-7	.286	3-4	.750	0	5	5	2.7	3	3	1	0	2	9	9.5
at Vanderbilt	01/08/2022	*	30:42	5-11	.455	1-6	.167	2-3	.667	0	2	2	2.7	1	0	1	1	0	13	9.8
at Tennessee	01/11/2022	*	27:26	6-11	.545	3-6	.500	0-0	.000	0	5	5	2.8	2	0	3	0	1	15	10.2
Florida	01/15/2022	*	30:15	3-10	.300	2-7	.286	0-0	.000	1	2	3	2.9	3	2	1	0	1	8	10.0
at Arkansas	01/18/2022	*	32:40	3-9	.333	3-7	.429	1-2	.500	0	3	3	2.9	3	3	0	1	1	10	10.0
Georgia	01/22/2022	*	30:23	2-10	.200	0-7	.000	0-0	.000	1	3	4	2.9	0	3	0	0	0	4	9.6
Totals		**16**	**452:42**	**57-149**	**.383**	**32-90**	**.356**	**8-11**	**.727**	**7**	**40**	**47**	**2.9**	**30**	**31**	**19**	**2**	**18**	**154**	**9.6**

Player Averages

Games Played	Minutes/ game	Points/ game	FG Pct	3FG Pct	FT Pct	Rebounds/ game	Assists/ game	Turnovers/ game	Assist/Turnover ratio	Steals/ game	Blocks/ game
16	28.3	9.6	38.3	35.6	72.7	2.9	1.9	1.2	1.6	1.1	0.1

PLAYER BIO

2021-22

> Scored 10 points and had three assists at Arkansas (Jan. 18)
> Led the team with 13 points in 72-70 road win at Vanderbilt (Jan. 8)
> Crucial in come-back win over Florida State (Dec. 12); scored 13 points - all in the second half - and hit a trio of 3s in the win
> Scored 15, and dished out a team high four assists in win vs. Wofford (Nov. 23)
> Season high 14 points, behind four makes from 3-point range, in win vs. WKU (Nov. 14); also matched career high with four steals
> Scored nine points with two steals in season opener vs. USC Upstate (Nov. 9)
> In exhibition vs. Benedict (Nov. 4), was 9-of-11 from the field, including a trio of 3s, en route to game high 21 points

Career Highlights

> Prior to time at South Carolina, spent freshman season at Buffalo (2017-18), before playing the 2018-19 season at Odessa College, and the 2019-20 and 2020-21 campaigns at North Texas
> At Buffalo, saw action in 24 contests, averaging 2.5 points per game; the Bulls advanced to the second round of the NCAA Tournament and upset Arizona in the first round that season
> At Odessa, averaged 16 points per game en route to NJCAA All-American Third-Team honors
> Led Odessa to the national tournament, where it earned the No. 6 overall seed; made 80 3-pointers at a 42 percent average
> At North Texas, started all 59 games he played in, averaging 9.7 points per game
> Helped the Mean Green claim the C-USA Championship and reach the second round of the 2021 NCAA Tournament, scoring 13 points, with two assists and three steals in the NCAA first-round overtime win over Purdue
> Also helped North Texas earn the 2020 C-USA Regular Season championship

Personal

> Son of James Reese and Shavonda Patterson
> Has two sisters, LaRhonda and JaMia
> Lists his favorite professional basketball player is Lebron James
> His advice to young people is "keep working for what you want, it'll come in due time."
> Lists his favorite vacation destination as Dubai, and his favorite dessert is banana pudding
> Chose South Carolina because "it's home for me!"
> An African American studies major

CAREER STATS

				Field Goals		3-Point		F-Throws		Rebounds									Scoring	
SEASON	TEAM	GP-GS	MIN/AVG	FG-FGA	FG%	3FG-3FGA	3FG%	FT-FTA	FT%	OFF	DEF	TOT	AVG	PF-FO	A	TO	BLK	STL	PTS	AVG
2017-18	UB	25-3	196/7.8	19-60	.317	8-41	.195	15-16	.938	6	16	22	0.9	33-0	17	11	4	8	61	2.4
2019-20	UNT	31-31	858/27.7	96-216	.444	53-145	.366	23-24	.958	13	81	94	3.0	62-0	21	32	5	30	268	8.6
2020-21	UNT	28-28	890/31.8	112-268	.418	57-166	.343	24-31	.774	13	106	119	4.3	59-0	39	34	5	42	305	10.9
2021-22	USC	16-16	453/28.3	57-149	.383	32-90	.356	8-11	.727	7	40	47	2.9	30-0	31	19	2	18	154	9.6
TOTAL FOR USC		**16-16**	**453/28.3**	**57-149**	**.383**	**32-90**	**.356**	**8-11**	**.727**	**7**	**40**	**47**	**2.9**	**30-0**	**31**	**19**	**2**	**18**	**154**	**9.6**
TOTAL		**100-78**	**2396/24.0**	**284-693**	**.410**	**150-442**	**.339**	**70-82**	**.854**	**39**	**243**	**282**	**2.8**	**184-0**	**108**	**96**	**16**	**98**	**788**	**7.9**

10 ERIK STEVENSON

Sr. - G - 6-4 - 209 - Lacey, Wash./Timberline/Wichita State/Washington



INSTAGRAM: erikstevenson10

TWITTER: @ej_stevenson5

CAREER HIGHS

Statistic	Value	
Points	29	vs Ole Miss 01/04/20
Rebounds	9	vs Appalachian St. 11/16/18, vs Tulsa 03/08/20, vs East Carolina 01/01/20
Assists	9	vs Oral Roberts 11/23/19
Steals	6	vs Princeton 11/12/21
Blocks	3	vs USC Upstate 11/09/21
FG Made	11	at UCF 02/13/20
FG Attempts	21	at UCF 02/13/20
3FG Made	6	at California 01/09/21
3FG Attempts	12	at UCF 02/13/20
FT Made	9	vs Texas Southern 11/09/19
FT Attempts	9	vs Rice 11/25/18, vs Texas Southern 11/09/19, at California 01/09/21

SUPERLATIVES

	'21-22	Career
Double-figure scoring	10	46
Double-figure rebounding	-	-
Double-double	-	-
2+ assists	11	68
2 + steals	3	35
Team high scoring*	3	3
Team high rebounding*	4	4
Team high steals*	3	3

includes led, or shared team high
** at South Carolina*

2020-21 GAME-BY-GAME

				Total		3-Pointers		Free throws		Rebounds										
Opponent	Date	GS	MIN	FG-FGA	PCT	3FG-3FGA	PCT	FT-FTA	PCT	OFF	DEF	TOT	AVG	PF	A	TO	BLK	STL	PTS	AVG
USC Upstate	11/09/2021	*	26:07	3-13	.231	1-7	.143	2-2	1.000	1	5	6	6.0	2	0	1	3	3	9	9.0
vs Princeton	11/12/2021	*	35:30	4-18	.222	0-10	.000	6-6	1.000	2	6	8	7.0	3	5	1	0	6	14	11.5
vs Western Ky.	11/14/2021	*	21:38	3-12	.250	1-8	.125	0-0	.000	1	2	3	5.7	3	1	2	2	1	7	10.0
UAB	11/18/2021	*	23:43	6-9	.667	3-5	.600	0-0	.000	1	2	3	5.0	5	0	1	1	1	15	11.3
Wofford	11/23/2021	*	32:12	9-14	.643	5-7	.714	2-2	1.000	1	5	6	5.2	1	3	3	0	2	25	14.0
Rider	11/28/2021	*	21:02	2-9	.222	2-6	.333	4-4	1.000	1	1	2	4.7	1	2	1	0	1	10	13.3
at Coastal Carolina	12/01/2021	*	25:52	3-13	.231	2-10	.200	4-4	1.000	0	2	2	4.3	2	0	2	1	0	12	13.1
Georgetown	12/05/2021	*	13:48	2-4	.500	2-3	.667	0-0	.000	0	1	1	3.9	3	4	0	0	0	6	12.3
vs Florida St.	12/12/2021	*	22:27	2-9	.222	1-4	.250	0-0	.000	3	2	5	4.0	1	4	4	0	0	5	11.4
Allen	12/14/2021	*	14:18	2-9	.222	0-5	.000	1-1	1.000	2	3	5	4.1	1	6	0	0	1	5	10.8
at Clemson	12/18/2021	*	30:08	3-12	.250	1-6	.167	3-3	1.000	2	5	7	4.4	3	1	0	0	0	10	10.7
Army West Point	12/22/2021	*	26:39	4-6	.667	1-2	.500	4-4	1.000	1	5	6	4.5	2	5	2	1	1	13	10.9
Auburn	01/04/2022	*	35:20	9-15	.600	5-8	.625	2-2	1.000	1	4	5	4.5	3	4	3	0	1	25	12.0
at Vanderbilt	01/08/2022	*	27:22	4-7	.571	1-4	.250	0-0	.000	0	6	6	4.6	3	3	2	0	1	9	11.8
at Tennessee	01/11/2022	*	26:39	2-10	.200	1-6	.167	0-0	.000	1	5	6	4.7	2	2	3	0	1	5	11.3
Florida	01/15/2022	*	23:53	4-12	.333	2-4	.500	0-0	.000	0	2	2	4.6	1	1	2	1	2	10	11.3
at Arkansas	01/18/2022	*	26:09	1-12	.083	1-7	.143	0-0	.000	0	0	0	4.3	3	1	3	0	1	3	10.8
Georgia	01/22/2022	*	28:25	6-11	.545	3-7	.429	5-6	.833	1	3	4	4.3	2	4	2	0	1	20	11.3
Totals		**18**	**461:11**	**69-195**	**.354**	**32-109**	**.294**	**33-34**	**.971**	**18**	**59**	**77**	**4.3**	**41**	**46**	**32**	**9**	**23**	**203**	**11.3**

Player Averages

Games Played	Minutes/ game	Points/ game	FG Pct	3FG Pct	FT Pct	Rebounds/ game	Assists/ game	Turnovers/ game	Assist/Turnover ratio	Steals/ game	Blocks/ game
18	25.6	11.3	35.4	29.4	97.1	4.3	2.6	1.8	1.4	1.3	0.5

PLAYER BIO

2021-22

> Led team with 20 points (15 in second half) in 83-66 win vs. Georgia (Jan. 22) ; had four assists and made trio of 3s
> Had 10 points vs. Florida (Jan. 15) and joined 1,000-point club
> Matched season high with 25 points vs. No. 9/9 Auburn ; went 5-for-8 from 3 ; also had five rebounds and led team with four assists
> Had 13 points and led the team with six rebounds and five assists in rout of Army (Dec. 22)
> Breakout performance with 9 makes from the field, including 5 from 3-point range, en route to team high 25 points in win vs. Wofford (Nov. 23); also collected a team high six rebounds
> Team high 15 points, behind three makes from 3-point range, in win vs. UAB (Nov. 18)

Career Highlights

> Prior to time at Carolina, spent freshman and sophomore campaigns at Wichita State, and junior season at Washington
> Averaged 6.5 points, 3.7 rebounds and 2.1 assists per game during freshman season at Wichita State in 2018-19, helping his team to the semifinals of the NIT
> As a sophomore at WSU, was the team's second-leading scorer at 11.1 points per game, while he also averaged 4.7 rebounds in 24.7 minutes per game; also collected a team high 47 steals in 2019-20
> Scored in double-figures 16 times as a sophomore, with four 20-point performances
> Tallied a career high 29 points vs. Ole Miss (Jan. 4, 2020), hitting nine field goals, including five 3-pointers in the Wichita State win
> As a junior at Washington, saw action in all 26 games with 23 starts on the year, averaging 9.3 points and 3.6 rebounds in 26.4 minutes per game
> Had 12 double-figure scoring games for the Huskies, and was second on the team with 37 makes from 3-point range

Personal

> Son of Craig and Debbie Stevenson
> Has a sister, Rebecca, who played college basketball at Chadron State and Black Hills State
> Father, Craig, played college basketball at the University of Puget Sound, before playing professionally overseas, and his mother, Debbie, played college basketball at Saint Martin's University
> His advice to young people is "work ethic and mental strength will get you anywhere you want to go."
> Chose South Carolina because "of the culture and style of play."
> His favorite ice cream is mint chocolate chip, and his favorite vacation destinations are the beach, Hawaii or Cancun
> An interdisciplinary studies major

CAREER STATS

				Field Goals		3-Point		F-Throws		Rebounds									Scoring	
SEASON	TEAM	GP-GS	MIN/AVG	FG-FGA	FG%	3FG-3FGA	3FG%	FT-FTA	FT%	OFF	DEF	TOT	AVG	PF-FO	A	TO	BLK	STL	PTS	AVG
2018-19	WSU	37-11	812/21.9	78-240	.325	44-158	.278	41-52	.788	20	116	136	3.7	102-1	78	58	7	31	241	6.5
2019-20	WSU	31-21	766/24.7	114-302	.377	51-168	.304	65-83	.783	14	133	147	4.7	77-1	70	54	9	47	344	11.1
2020-21	UW	26-23	688/26.4	87-244	.357	37-124	.298	30-38	.789	14	80	94	3.6	67-2	55	47	7	29	241	9.3
2021-22	USC	18-18	461/25.6	69-195	.354	32-109	.294	33-34	.971	18	59	77	4.3	41-1	46	32	9	23	203	11.3
TOTAL FOR USC		**18-18**	**461/25.6**	**69-195**	**.354**	**32-109**	**.294**	**33-34**	**.971**	**18**	**59**	**77**	**4.3**	**41-1**	**46**	**32**	**9**	**23**	**203**	**11.3**
TOTAL		**112-73**	**2726/24.3**	**348-981**	**.355**	**164-559**	**.293**	**169-207**	**.816**	**66**	**388**	**454**	**4.1**	**287-5**	**249**	**191**	**32**	**130**	**1029**	**9.2**

12 AJ WILSON

Gr. - Forward - 6-7 - 234 - Laurel, Md./Elev8 Prep Academy/George Mason

INSTAGRAM: aj12wilson

TWITTER: @Aj12Wilson

CAREER HIGHS

Statistic	Value	
Points	24	vs Saint Joseph's 03/11/20
Rebounds	14	vs UMBC 12/21/19, vs New Mexico St. 11/27/19, vs Nebraska 11/26/19
Assists	4	vs James Madison 11/16/19, vs Howard 11/28/20
Steals	3	vs Massachusetts 01/22/20, vs Queens (NC) 11/26/20
Blocks	8	vs CSUN 11/18/17
FG Made	10	vs Rhode Island 01/28/20, vs Saint Joseph's 03/11/20
FG Attempts	17	vs VMI 12/21/20
3FG Made	3	vs VMI 12/21/20
3FG Attempts	5	at Davidson 01/25/20, vs VMI 12/21/20
FT Made	8	vs Loyola Maryland 11/19/19, vs Old Dominion 11/25/19
FT Attempts	12	vs Loyola Maryland 11/19/19, vs Old Dominion 11/25/19, vs Saint Joseph's 01/20/21

SUPERLATIVES

	'21-22	Career
Double-figure scoring	-	35
Double-figure rebounding	-	14
Double-double	-	8
2+ blocks	1	52
3+ blocks	-	34
Team high scoring*	-	-
Team high rebounding*	1	1
Team high blocks*	3	3

includes led, or shared team high
** at South Carolina*

2020-21 GAME-BY-GAME

				Total		3-Pointers		Free throws		Rebounds										
Opponent	Date	GS	MIN	FG-FGA	PCT	3FG-3FGA	PCT	FT-FTA	PCT	OFF	DEF	TOT	AVG	PF	A	TO	BLK	STL	PTS	AVG
Wofford	11/23/2021	*	19:49	1-2	.500	0-1	.000	2-2	1.000	2	1	3	3.0	1	1	1	1	2	4	4.0
Rider	11/28/2021	*	15:00	1-1	1.000	0-0	.000	0-2	.000	2	1	3	3.0	4	0	0	1	0	2	3.0
at Coastal Carolina	12/01/2021	*	23:10	1-10	.100	0-0	.000	2-3	.667	6	2	8	4.7	2	2	0	1	2	4	3.3
Georgetown	12/05/2021	*	26:51	4-7	.571	1-2	.500	0-0	.000	1	2	3	4.3	4	0	0	2	1	9	4.8
vs Florida St.	12/12/2021	*	22:50	1-2	.500	0-0	.000	0-0	.000	2	4	6	4.6	2	0	0	0	0	2	4.2
Allen	12/14/2021	*	03:16	1-2	.500	0-0	.000	0-0	.000	2	0	2	4.2	0	0	0	1	0	2	3.8
Auburn	01/04/2022	*	24:39	2-6	.333	0-2	.000	0-0	.000	4	4	8	4.7	0	3	1	0	1	4	3.9
at Vanderbilt	01/08/2022	*	08:52	2-2	1.000	0-0	.000	2-2	1.000	1	2	3	4.5	4	1	0	1	1	6	4.1
at Tennessee	01/11/2022	*	06:49	0-0	.000	0-0	.000	0-0	.000	0	2	2	4.2	3	0	0	0	0	0	3.7
Georgia	01/22/2022		10:19	1-2	.500	0-0	.000	1-2	.500	1	1	2	4.0	3	0	0	0	1	3	3.6
Totals		**9**	**161:34**	**14-34**	**.412**	**1-5**	**.200**	**7-11**	**.636**	**21**	**19**	**40**	**4.0**	**23**	**7**	**2**	**7**	**8**	**36**	**3.6**

Player Averages

Games Played	Minutes/ game	Points/ game	FG Pct	3FG Pct	FT Pct	Rebounds/ game	Assists/ game	Turnovers/ game	Assist/Turnover ratio	Steals/ game	Blocks/ game
10	16.2	3.6	41.2	20.0	63.6	4.0	0.7	0.2	3.5	0.8	0.7

PLAYER BIO

2021-22

> Pulled down a team-best eight rebounds vs. No. 9/9 Auburn (Jan. 4)
> Made Gamecock debut in win vs. Wofford (Nov. 23), scoring four points, with three rebounds and a block
> Missed season opener vs. USC Upstate (Nov. 9) due to a lower back injury
> Scored nine points with six rebounds, two blocks and two steals in exhibition win vs. Benedict (Nov. 4)

Career Highlights

> Prior to time at Carolina, earned four letters at George Mason Averaged 6.8 points and 4.5 rebounds in 114 games for the Patriots
> As a senior, became George Mason's all-time leader in blocked shots (212), and ranked No. 23 nationally with 2.29 blocks per game as a senior
> Named to the 2021 A-10 All-Defensive Team, and was named the A-10's Most Improved Player in 2020
> As a junior, set GMU's all-time record for blocks in a single season with 92
> Career high of 24 points vs. Saint Joseph's (March 11, 2020), and he hit his career high of 14 rebounds three times, most recently vs. UMBC (Dec. 21, 2019)
> Had a career high of eight blocks vs. Cal State Northridge (Nov. 18, 2017)

Personal

> Son of Tony and Gina Wilson
> Has three sisters, Autumn, Tatyana and Taylore
> Began playing basketball at the age of five
> Following his basketball career, would like to go into coaching
> His advice to young people is "do the right thing even when no one is watching."
> Chose South Carolina because "the coaching staff and I had a mutual and genuine interest in each other and we had a mutual understanding that we want to win. They were up front, straight forward and honest, and that's what stuck with me the most. It was a no brainer after that."
> Earned his bachelor of science degree in health, fitness and recreational resources with a focus of sports management from George Mason

CAREER STATS

				Field Goals		3-Point		F-Throws		Rebounds									Scoring	
SEASON	TEAM	GP-GS	MIN/AVG	FG-FGA	FG%	3FG-3FGA	3FG%	FT-FTA	FT%	OFF	DEF	TOT	AVG	PF-FO	A	TO	BLK	STL	PTS	AVG
2017-18	GMU	31-0	359/11.6	42-88	.477	4-13	.308	28-50	.560	37	53	90	2.9	58-1	3	19	34	9	116	3.7
2018-19	GMU	30-0	327/10.9	42-82	.512	0-3	.000	28-49	.571	36	42	78	2.6	48-0	3	18	38	15	112	3.7
2019-20	GMU	32-30	887/27.7	148-325	.455	14-43	.326	79-131	.603	92	145	237	7.4	77-2	33	60	92	18	389	12.2
2020-21	GMU	21-20	481/22.9	69-174	.397	5-21	.238	20-40	.500	34	70	104	5.0	44-1	17	28	48	7	163	7.8
2021-22	USC	10-9	162/16.2	14-34	.412	1-5	.200	7-11	.636	21	19	40	4.0	23-0	7	2	7	8	36	3.6
TOTAL FOR USC		**10-9**	**162/16.2**	**14-34**	**.412**	**1-5**	**.200**	**7-11**	**.636**	**21**	**19**	**40**	**4.0**	**23-0**	**7**	**2**	**7**	**8**	**36**	**3.6**
TOTAL		**124-59**	**2215/17.9**	**315-703**	**.448**	**24-85**	**.282**	**162-281**	**.577**	**220**	**329**	**549**	**4.4**	**250-4**	**63**	**127**	**219**	**57**	**816**	**6.6**

55 TA'QUAN WOODLEY

Fr. - Forward - 6-8 - 280 - Camden, N.J./Camden



INSTAGRAM: t_boogi

TWITTER: @T_boogi5

CAREER HIGHS

Statistic	Value	
Points	8	vs USC Upstate 11/09/21
Rebounds	5	4 times
Assists	2	vs Allen 12/14/21
Steals	2	vs Georgia 01/22/22
Blocks	3	vs Georgia 01/22/22
FG Made	4	vs USC Upstate 11/09/21
FG Attempts	5	vs USC Upstate 11/09/21
FT Made	2	vs Wofford 11/23/21
FT Attempts	3	vs Wofford 11/23/21, vs Rider 11/28/21

SUPERLATIVES

	'21-22
Double-figure scoring	-
Double-figure rebounding	-
Double-double	-
2+ blocks	3
Team high scoring	-
Team high rebounding	-
Team high blocks	5

includes led, or shared team high

2020-21 GAME-BY-GAME

				Total		3-Pointers		Free throws		Rebounds										
Opponent	Date	GS	MIN	FG-FGA	PCT	3FG-3FGA	PCT	FT-FTA	PCT	OFF	DEF	TOT	AVG	PF	A	TO	BLK	STL	PTS	AVG
USC Upstate	11/09/2021		12:24	4-5	.800	0-0	.000	0-0	.000	3	2	5	5.0	5	0	3	0	1	8	8.0
vs Princeton	11/12/2021		18:17	2-4	.500	0-0	.000	0-1	.000	3	1	4	4.5	4	0	1	1	0	4	6.0
vs Western Ky.	11/14/2021		09:02	0-1	.000	0-0	.000	1-2	.500	1	1	2	3.7	1	0	2	2	1	1	4.3
UAB	11/18/2021		14:29	0-2	.000	0-0	.000	0-0	.000	2	0	2	3.3	2	1	4	2	1	0	3.3
Wofford	11/23/2021		12:59	2-3	.667	0-0	.000	2-3	.667	1	2	3	3.2	1	1	1	1	0	6	3.8
Rider	11/28/2021		15:47	0-1	.000	0-0	.000	1-3	.333	1	1	2	3.0	2	0	1	0	0	1	3.3
at Coastal Carolina	12/01/2021		08:09	1-1	1.000	0-0	.000	0-0	.000	0	1	1	2.7	2	0	1	0	0	2	3.1
Georgetown	12/05/2021		03:28	0-0	.000	0-0	.000	0-0	.000	0	2	2	2.6	0	0	0	0	0	0	2.8
vs Florida St.	12/12/2021		10:55	1-1	1.000	0-0	.000	0-0	.000	1	3	4	2.8	1	0	0	0	0	2	2.7
Allen	12/14/2021		11:19	2-2	1.000	0-0	.000	0-0	.000	1	1	2	2.7	0	2	0	1	1	4	2.8
at Clemson	12/18/2021		10:26	0-0	.000	0-0	.000	0-0	.000	1	4	5	2.9	5	0	1	0	1	0	2.5
Army West Point	12/22/2021		15:42	2-3	.667	0-0	.000	0-0	.000	2	2	4	3.0	2	1	1	1	0	4	2.7
at Tennessee	01/11/2022		12:38	0-1	.000	0-0	.000	1-2	.500	1	3	4	3.1	1	0	0	0	0	1	2.5
Florida	01/15/2022		13:17	1-2	.500	0-0	.000	0-0	.000	4	1	5	3.2	0	1	0	0	1	2	2.5
at Arkansas	01/18/2022		12:32	1-2	.500	0-0	.000	0-0	.000	1	0	1	3.1	3	0	2	1	0	2	2.5
Georgia	01/22/2022		20:58	1-1	1.000	0-0	.000	1-2	.500	1	4	5	3.2	3	0	0	3	2	3	2.5
Totals		**0**	**202:22**	**17-29**	**.586**	**0-0**	**.000**	**6-13**	**.462**	**23**	**28**	**51**	**3.2**	**32**	**6**	**17**	**12**	**8**	**40**	**2.5**

Player Averages

Games Played	Minutes/ game	Points/ game	FG Pct	3FG Pct	FT Pct	Rebounds/ game	Assists/ game	Turnovers/ game	Assist/Turnover ratio	Steals/ game	Blocks/ game
16	12.6	2.5	58.6	0.0	46.2	3.2	0.4	1.1	0.4	0.5	0.8

PLAYER BIO

2021-22

> Had five rebounds and career-high three blocks in 83-66 win vs. Georgia (Jan. 22)
> Matched season high with five rebounds vs. Florida (Jan. 15)
> Had four points and four rebounds in rout of Army (Dec. 22)
> Blocked a team high two shots in win vs. UAB (Nov. 18)
> Hit 4-of-5 attempts from the field, scoring eight points, along with five rebounds and a steal in season opener win vs. USC Upstate (Nov. 9)

Personal

> A three-star prospect and the number four prospect in the state of New Jersey according to ESPN.com
> Played freshman season of high school basketball at Neumann-Goretti in Philadelphia, before finishing prep career at Camden (N.J.) High School
> As a junior, helped Camden High team to 29-1 record, including a season-ending 25-game win streak
> Averaged 10 rebounds per game and led his team with 71 blocks during junior campaign
> As a freshman, helped Neumann-Goretti squad capture the 2018 PIAA Class 3A state title
> Son of Lionel and Mae Woodley
> Has three brothers, Zomire, Stephine and Rashon
> His advice to young people is to "stay focused, stay out of trouble and chase your dream."
> Lists his favorite professional athlete as Serena Williams
> Chose South Carolina because he "felt the love from the coaches, felt like I was going to be taken care of and it felt like family."
> Major is undecided

CAREER STATS

				Field Goals		3-Point		F-Throws		Rebounds									Scoring	
SEASON	TEAM	GP-GS	MIN/AVG	FG-FGA	FG%	3FG-3FGA	3FG%	FT-FTA	FT%	OFF	DEF	TOT	AVG	PF-FO	A	TO	BLK	STL	PTS	AVG
2021-22	USC	16-0	202/12.6	17-29	.586	0-0	.000	6-13	.462	23	28	51	3.2	32-2	6	17	12	8	40	2.5
TOTAL		**16-0**	**202/12.6**	**17-29**	**.586**	**0-0**	**.000**	**6-13**	**.462**	**23**	**28**	**51**	**3.2**	**32-2**	**6**	**17**	**12**	**8**	**40**	**2.5**

1 JACOBI WRIGHT

Fr. - Guard - 6-2 - 180 - Fort Mill, S.C./Legacy Early College

INSTAGRAM: _jacobi

TWITTER: @JacobiWright

CAREER HIGHS

Statistic	Value	
Points	11	at Coastal Carolina 12/01/21, vs Army West Point 12/22/21
Rebounds	6	vs Georgetown 12/05/21
Assists	6	vs Georgetown 12/05/21
Steals	2	vs Army West Point 12/22/21, at Vanderbilt 01/08/22
Blocks	1	vs Florida 01/15/22
FG Made	4	at Coastal Carolina 12/01/21, vs Army West Point 12/22/21
FG Attempts	8	at Coastal Carolina 12/01/21, vs Army West Point 12/22/21
3FG Made	3	at Coastal Carolina 12/01/21
3FG Attempts	5	at Coastal Carolina 12/01/21
FT Made	4	vs Georgia 01/22/22
FT Attempts	5	vs Georgetown 12/05/21

SUPERLATIVES

	'21-22
Double-figure scoring	2
Double-figure rebounding	-
Double-double	-
2+ assists	10
Team high scoring	-
Team high rebounding	-
Team high assists	7

includes led, or shared team high

2020-21 GAME-BY-GAME

				Total		3-Pointers		Free throws		Rebounds										
Opponent	Date	GS	MIN	FG-FGA	PCT	3FG-3FGA	PCT	FT-FTA	PCT	OFF	DEF	TOT	AVG	PF	A	TO	BLK	STL	PTS	AVG
USC Upstate	11/09/2021		12:02	1-5	.200	1-3	.333	0-0	.000	0	1	1	1.0	2	0	0	0	0	3	3.0
vs Princeton	11/12/2021		11:01	1-3	.333	0-2	.000	0-0	.000	0	0	0	0.5	3	0	0	0	1	2	2.5
vs Western Ky.	11/14/2021		14:22	0-2	.000	0-0	.000	0-0	.000	0	3	3	1.3	2	2	2	0	0	0	1.7
UAB	11/18/2021		20:01	0-4	.000	0-0	.000	0-0	.000	0	0	0	1.0	1	1	1	0	1	0	1.3
Wofford	11/23/2021		12:15	2-3	.667	0-1	.000	0-0	.000	0	1	1	1.0	3	2	1	0	0	4	1.8
Rider	11/28/2021		23:35	2-5	.400	0-3	.000	2-4	.500	0	0	0	0.8	1	4	1	0	0	6	2.5
at Coastal Carolina	12/01/2021	*	24:45	4-8	.500	3-5	.600	0-0	.000	0	4	4	1.3	3	2	4	0	1	11	3.7
Georgetown	12/05/2021	*	26:52	3-7	.429	0-2	.000	2-5	.400	0	6	6	1.9	1	6	2	0	0	8	4.3
vs Florida St.	12/12/2021	*	26:40	0-6	.000	0-2	.000	0-0	.000	0	0	0	1.7	1	1	3	0	1	0	3.8
Allen	12/14/2021	*	17:18	2-5	.400	1-3	.333	0-0	.000	0	0	0	1.5	1	2	0	0	1	5	3.9
at Clemson	12/18/2021	*	26:15	2-6	.333	1-2	.500	0-0	.000	0	3	3	1.6	2	0	2	0	0	5	4.0
Army West Point	12/22/2021	*	28:13	4-8	.500	2-4	.500	1-2	.500	0	2	2	1.7	0	4	1	0	2	11	4.6
Auburn	01/04/2022	*	13:14	2-5	.400	0-1	.000	2-2	1.000	0	1	1	1.6	3	3	3	0	1	6	4.7
at Vanderbilt	01/08/2022	*	14:43	2-4	.500	0-1	.000	0-0	.000	1	2	3	1.7	2	4	3	0	2	4	4.6
at Tennessee	01/11/2022		21:39	2-6	.333	1-3	.333	2-2	1.000	0	3	3	1.8	0	3	2	0	0	7	4.8
Florida	01/15/2022	*	22:27	2-7	.286	1-3	.333	0-0	.000	1	1	2	1.8	1	1	1	1	0	5	4.8
at Arkansas	01/18/2022		21:07	0-1	.000	0-1	.000	0-0	.000	0	3	3	1.9	1	3	2	0	0	0	4.5
Georgia	01/22/2022		19:21	1-3	.333	0-1	.000	4-4	1.000	0	2	2	1.9	2	4	1	0	0	6	4.6
Totals		**9**	**355:50**	**30-88**	**.341**	**10-37**	**.270**	**13-19**	**.684**	**2**	**32**	**34**	**1.9**	**29**	**42**	**29**	**1**	**10**	**83**	**4.6**

Player Averages

Games Played	Minutes/ game	Points/ game	FG Pct	3FG Pct	FT Pct	Rebounds/ game	Assists/ game	Turnovers/ game	Assist/Turnover ratio	Steals/ game	Blocks/ game
18	19.8	4.6	34.1	27.0	68.4	1.9	2.3	1.6	1.4	0.6	0.1

PLAYER BIO

2021-22

> Led team with four assists in 83-66 win vs. Georgia (Jan. 22)
> Had 11 points (tied season high) and dished out four assists in rout of Army (Dec. 22) ; was 2-for-4 from deep in the game
> Dished out a season best and team high six assists in win vs. Georgetown (Dec. 5)
> Scored a season high 11 points in first-career start at Coastal Carolina (Dec. 1)
> Scored a season high six points, and dished out a team and season high four assists in win over Rider (Nov. 28)
> Scored four points in home win vs. Wofford (Nov. 23)
> Hit a first-half 3, and collected a rebound in season opener win vs. USC Upstate (Nov. 9)

Personal

> A four star prospect according to ESPN.com and the No. 4 prospect in the state
> Spent junior and senior seasons at Legacy Early College High School
> Averaged 16.4 points, 3.6 rebounds, 3.7 assists and 1.2 steals per game as a senior; team captain as a senior
> Top scoring output during senior campaign came in 32-point performance vs. Sunrise Christian Academy
> As a junior, averaged 17.4 points, 3.7 rebounds, 5.3 assists and 1.7 steals per game
> Spent sophomore season at Fort Mill High School, averaging 25.3 points per game
> Son of Chris and Mikisha Wright
> Has a sister, Kiana
> His advice to young people is "believe in yourself, or nobody else will, everyone's journey is different."
> Chose South Carolina because "it feels like home, the family environment. I felt like I fit the system, and I felt like the coaching staff and style fit me. I wanted to play at the highest level in the SEC."
> Began playing basketball at the age of five
> Lists Devin Booker as his favorite professional basketball player
> A sport and entertainment management major

CAREER STATS

				Field Goals		3-Point		F-Throws		Rebounds									Scoring	
SEASON	TEAM	GP-GS	MIN/AVG	FG-FGA	FG%	3FG-3FGA	3FG%	FT-FTA	FT%	OFF	DEF	TOT	AVG	PF-FO	A	TO	BLK	STL	PTS	AVG
2021-22	USC	18-9	356/19.8	30-88	.341	10-37	.270	13-19	.684	2	32	34	1.9	29-0	42	29	1	10	83	4.6
TOTAL		**18-9**	**356/19.8**	**30-88**	**.341**	**10-37**	**.270**	**13-19**	**.684**	**2**	**32**	**34**	**1.9**	**29-0**	**42**	**29**	**1**	**10**	**83**	**4.6**

2021-22 South Carolina Men's Basketball
Combined Team Statistics
All games

as of Jan 23, 2022

Game Records

Record	Overall	Home	Away	Neutral
ALL GAMES	11-7	8-2	1-4	2-1
CONFERENCE	2-4	1-2	1-2	0-0
NON-CONFERENCE	9-3	7-0	0-2	2-1

Score by Periods

Team	1st	2nd	OT	TOT
South Carolina	629	664	0	1293
Opponents	591	631	0	1222

Team Box Score

No.	Player				Total		3-Point		F-Throw		Rebounds											
		GP-GS	MIN	AVG	FG-FGA	FG%	3FG-3FGA	3FG%	FT-FTA	FT%	OFF	DEF	TOT	AVG	PF	DQ	A	TO	BLK	STL	PTS	AVG
10	STEVENSON, Erik	18-18	461:11	25.6	69-195	.354	32-109	.294	33-34	.971	18	59	77	4.3	41	1	46	32	9	23	203	11.3
5	COUISNARD, Jermaine	13-8	280:38	21.6	46-114	.404	20-55	.364	16-27	.593	7	27	34	2.6	16	0	28	39	1	14	128	9.8
0	REESE V, James	16-16	452:42	28.3	57-149	.383	32-90	.356	8-11	.727	7	40	47	2.9	30	0	31	19	2	18	154	9.6
23	CARTER, Devin	17-2	303:28	17.9	51-116	.440	9-33	.273	39-61	.639	18	43	61	3.6	27	0	26	39	7	16	150	8.8
15	LEVEQUE, Wildens	16-16	350:28	21.9	54-85	.635	0-0	.000	30-49	.612	42	49	91	5.7	49	1	8	14	15	13	138	8.6
24	BRYANT, Keyshawn	13-5	225:46	17.4	40-103	.388	5-19	.263	18-29	.621	15	22	37	2.8	32	2	8	24	14	11	103	7.9
2	CARTER, JR., Chico	17-1	197:04	11.6	33-73	.452	11-25	.440	19-23	.826	0	9	9	0.5	12	0	13	17	2	8	96	5.6
1	WRIGHT, Jacobi	18-9	355:50	19.8	30-88	.341	10-37	.270	13-19	.684	2	32	34	1.9	29	0	42	29	1	10	83	4.6
21	BENSON, Ja'Von	5-0	53:13	10.6	9-21	.429	0-4	.000	2-6	.333	7	18	25	5.0	9	0	2	7	5	1	20	4.0
12	WILSON, AJ	10-9	161:16	16.1	14-34	.412	1-5	.200	7-11	.636	21	19	40	4.0	23	0	7	2	7	8	36	3.6
33	GRAY, Josh	17-3	227:46	13.4	24-46	.522	0-1	.000	10-22	.455	28	42	70	4.1	32	0	8	9	10	7	58	3.4
44	COOPER JR., Ford	1-0	07:24	7.4	1-1	1.000	1-1	1.000	0-0	.000	0	0	0	0.0	0	0	2	1	0	0	3	3.0
14	MARTIN, Brandon	18-1	225:32	12.5	22-46	.478	1-6	.167	5-8	.625	16	33	49	2.7	14	0	15	13	2	5	50	2.8
13	GREEN, Mike	4-0	16:52	4.2	4-8	.500	3-6	.500	0-0	.000	0	1	1	0.3	1	0	0	0	1	1	11	2.8
55	WOODLEY, Ta'Quan	16-0	202:22	12.6	17-29	.586	0-0	.000	6-13	.462	23	28	51	3.2	32	2	6	17	12	8	40	2.5
4	MINOTT, Tre-Vaughn	11-2	78:28	7.1	9-12	.750	0-0	.000	2-8	.250	8	14	22	2.0	16	0	0	9	4	2	20	1.8
Team											32	34	66					11				
Total		**18**	**3600**		**480-1120**	**.429**	**125-391**	**.320**	**208-321**	**.648**	**244**	**470**	**714**	**39.7**	**363**	**6**	**242**	**282**	**92**	**145**	**1293**	**71.8**
Opponents		**18**	**3600**		**404-1020**	**.396**	**118-380**	**.311**	**296-431**	**.687**	**207**	**434**	**641**	**35.6**	**322**	**4**	**216**	**287**	**66**	**154**	**1222**	**67.9**

Team Statistics

	USC	OPP
Scoring	**1293**	**1222**
Points per game	71.8	67.9
Scoring margin	+3.9	-
Field goals-att	**480-1120**	**404-1020**
Field goal pct	.429	.396
3 point fg-att	**125-391**	**118-380**
3-point FG pct	.320	.311
3-pt FG made per game	6.9	6.6
Free throws-att	**208-321**	**296-431**
Free throw pct	.648	.687
F-Throws made per game	11.6	16.4
Rebounds	**714**	**641**
Rebounds per game	39.7	35.6
Rebounding margin	+4.1	-
Assists	**242**	**216**
Assists per game	13.4	12.0
Turnovers	**282**	**287**
Turnovers per game	15.7	15.9
Turnover margin	+0.3	-
Assist/turnover ratio	0.9	0.8
Steals	**145**	**154**
Steals per game	8.1	8.6
Blocks	**92**	**66**
Blocks per game	5.1	3.7
Winning streak	**1**	**-**
Home win streak	1	-
Attendance	**91465**	**49644**
Home games-Avg/Game	10-9147	5-9929
Neutral site-Avg/Game	-	3-2060

Team Results

Date	Opponent		Score	Att.
11/09/2021	USC Upstate	W	78-60	10092
11/12/2021	vs Princeton	L	62-66	2296
11/14/2021	vs Western Ky.	W	75-64	2362
11/18/2021	UAB	W	66-63	8856
11/23/2021	Wofford	W	85-74	8411
11/28/2021	Rider	W	65-58	8027
12/01/2021	at Coastal Carolina	L	56-80	2924
12/05/2021	Georgetown	W	80-67	9207
12/12/2021	vs Florida St.	W	66-65	1523
12/14/2021	Allen	W	110-51	7872
12/18/2021	at Clemson	L	56-70	6677
12/22/2021	Army West Point	W	105-75	9181
01/04/2022	Auburn	L	66-81	8528
01/08/2022	at Vanderbilt	W	72-70	5581
01/11/2022	at Tennessee	L	46-66	15262
01/15/2022	Florida	L	63-71	10813
01/18/2022	at Arkansas	L	59-75	19200
01/22/2022	Georgia	W	83-66	10478

2021-22 South Carolina Men's Basketball
Combined Team Statistics
In Conference games

as of Jan 23, 2022

Game Records

Record	Overall	Home	Away	Neutral
ALL GAMES	2-4	1-2	1-2	0-0
CONFERENCE	2-4	1-2	1-2	0-0
NON-CONFERENCE	0-0	0-0	0-0	0-0

Score by Periods

Team	1st	2nd	OT	TOT
South Carolina	191	198	0	389
Opponents	217	212	0	429

Team Box Score

No.	Player				Total		3-Point		F-Throw		Rebounds											
		GP-GS	MIN	AVG	FG-FGA	FG%	3FG-3FGA	3FG%	FT-FTA	FT%	OFF	DEF	TOT	AVG	PF	DQ	A	TO	BLK	STL	PTS	AVG
10	STEVENSON, Erik	6-6	167:48	28.0	26-67	.388	13-36	.361	7-8	.875	3	20	23	3.8	14	0	15	15	1	7	72	12.0
0	REESE V, James	6-6	186:03	31.0	21-60	.350	11-40	.275	6-9	.667	2	20	22	3.7	12	0	11	6	2	5	59	9.8
5	COUISNARD, Jermaine	5-1	98:49	19.8	13-39	.333	6-17	.353	6-11	.545	2	8	10	2.0	6	0	13	10	1	6	38	7.6
23	CARTER, Devin	6-2	91:58	15.3	15-32	.469	6-12	.500	7-17	.412	6	8	14	2.3	10	0	4	15	2	7	43	7.2
24	BRYANT, Keyshawn	6-3	90:23	15.1	15-38	.395	2-7	.286	7-10	.700	7	8	15	2.5	15	1	3	9	0	4	39	6.5
15	LEVEQUE, Wildens	6-6	121:03	20.2	13-26	.500	0-0	.000	7-10	.700	12	17	29	4.8	21	1	3	8	8	4	33	5.5
1	WRIGHT, Jacobi	6-3	112:31	18.8	9-26	.346	2-10	.200	8-8	1.000	2	12	14	2.3	9	0	18	12	1	3	28	4.7
2	CARTER, JR., Chico	6-0	66:38	11.1	9-23	.391	2-8	.250	3-6	.500	0	2	2	0.3	4	0	3	7	1	4	23	3.8
12	WILSON, AJ	4-3	50:21	12.6	5-10	.500	0-2	.000	3-4	.750	6	9	15	3.8	10	0	4	1	1	3	13	3.3
33	GRAY, Josh	6-0	72:19	12.1	7-11	.636	0-0	.000	3-9	.333	9	12	21	3.5	12	0	1	3	3	2	17	2.8
14	MARTIN, Brandon	6-0	77:47	13.0	6-14	.429	0-2	.000	4-5	.800	5	5	10	1.7	6	0	3	7	0	1	16	2.7
55	WOODLEY, Ta'Quan	4-0	59:25	14.9	3-6	.500	0-0	.000	2-4	.500	7	8	15	3.8	7	0	1	2	4	3	8	2.0
4	MINOTT, Tre-Vaughn	3-0	04:56	1.6	0-0	.000	0-0	.000	0-2	.000	0	1	1	0.3	3	0	0	1	0	1	0	0.0
Team											12	8	20					7				
Total		**6**	**1200**		**142-352**	**.403**	**42-134**	**.313**	**63-103**	**.612**	**73**	**138**	**211**	**35.2**	**129**	**2**	**79**	**103**	**24**	**50**	**389**	**64.8**
Opponents		**6**	**1200**		**140-311**	**.450**	**33-110**	**.300**	**116-162**	**.716**	**57**	**152**	**209**	**34.8**	**106**	**1**	**78**	**94**	**32**	**51**	**429**	**71.5**

Team Statistics

	USC	OPP
Scoring	**389**	**429**
Points per game	64.8	71.5
Scoring margin	-6.7	-
Field goals-att	**142-352**	**140-311**
Field goal pct	.403	.450
3 point fg-att	**42-134**	**33-110**
3-point FG pct	.313	.300
3-pt FG made per game	7.0	5.5
Free throws-att	**63-103**	**116-162**
Free throw pct	.612	.716
F-Throws made per game	10.5	19.3
Rebounds	**211**	**209**
Rebounds per game	35.2	34.8
Rebounding margin	+0.3	-
Assists	**79**	**78**
Assists per game	13.2	13.0
Turnovers	**103**	**94**
Turnovers per game	17.2	15.7
Turnover margin	-1.5	-
Assist/turnover ratio	0.8	0.8
Steals	**50**	**51**
Steals per game	8.3	8.5
Blocks	**24**	**32**
Blocks per game	4.0	5.3
Winning streak	**1**	**-**
Home win streak	1	-
Attendance	**29819**	**40043**
Home games-Avg/Game	3-9940	3-13348
Neutral site-Avg/Game	-	0-0

Team Results

Date	Opponent		Score	Att.
01/04/2022	Auburn	L	66-81	8528
01/08/2022	at Vanderbilt	W	72-70	5581
01/11/2022	at Tennessee	L	46-66	15262
01/15/2022	Florida	L	63-71	10813
01/18/2022	at Arkansas	L	59-75	19200
01/22/2022	Georgia	W	83-66	10478

2021-22 South Carolina Men's Basketball
Category Leaders
All games

Points

##	Player	G	Pts	Pts/G
10	Stevenson, Erik	18	203	11.3
0	Reese V, James	16	154	9.6
23	Carter, Devin	17	150	8.8
15	Leveque, Wildens	16	138	8.6
5	Couisnard, Jermaine	13	128	9.8
24	Bryant, Keyshawn	13	103	7.9
2	Carter, Jr., Chico	17	96	5.6
1	Wright, Jacobi	18	83	4.6
33	Gray, Josh	17	58	3.4
14	Martin, Brandon	18	50	2.8
55	Woodley, Ta'Quan	16	40	2.5
12	Wilson, AJ	10	36	3.6
21	Benson, Ja'Von	5	20	4.0
4	Minott, Tre-Vaughn	11	20	1.8
13	Green, Mike	4	11	2.8
44	Cooper Jr., Ford	1	3	3.0

Scoring Average

##	Player	G	Pts	Pts/G
10	Stevenson, Erik	18	203	11.3
5	Couisnard, Jermaine	13	128	9.8
0	Reese V, James	16	154	9.6
23	Carter, Devin	17	150	8.8
15	Leveque, Wildens	16	138	8.6
24	Bryant, Keyshawn	13	103	7.9
2	Carter, Jr., Chico	17	96	5.6
1	Wright, Jacobi	18	83	4.6
21	Benson, Ja'Von	5	20	4.0
12	Wilson, AJ	10	36	3.6
33	Gray, Josh	17	58	3.4
44	Cooper Jr., Ford	1	3	3.0
14	Martin, Brandon	18	50	2.8
13	Green, Mike	4	11	2.8
55	Woodley, Ta'Quan	16	40	2.5
4	Minott, Tre-Vaughn	11	20	1.8

Field Goal Percentage

##	Player	FG	Att	Pct
44	Cooper Jr., Ford	1	1	1.000
4	Minott, Tre-Vaughn	9	12	.750
15	Leveque, Wildens	54	85	.635
55	Woodley, Ta'Quan	17	29	.586
33	Gray, Josh	24	46	.522
13	Green, Mike	4	8	.500
14	Martin, Brandon	22	46	.478
2	Carter, Jr., Chico	33	73	.452
23	Carter, Devin	51	116	.440
21	Benson, Ja'Von	9	21	.429
12	Wilson, AJ	14	34	.412
5	Couisnard, Jermaine	46	114	.404
24	Bryant, Keyshawn	40	103	.388
0	Reese V, James	57	149	.383
10	Stevenson, Erik	69	195	.354
1	Wright, Jacobi	30	88	.341

Field Goal Attempts

##	Player	G	Att	Att/G
10	Stevenson, Erik	18	195	10.8
0	Reese V, James	16	149	9.3
23	Carter, Devin	17	116	6.8
5	Couisnard, Jermaine	13	114	8.8
24	Bryant, Keyshawn	13	103	7.9

Field Goals Made

##	Player	G	Made	Made/G
10	Stevenson, Erik	18	69	3.8
0	Reese V, James	16	57	3.6
15	Leveque, Wildens	16	54	3.4
23	Carter, Devin	17	51	3.0
5	Couisnard, Jermaine	13	46	3.5

2021-22 South Carolina Men's Basketball
Category Leaders
All games

3-Point FG Percentage

##	Player	3FG	Att	Pct
44	Cooper Jr., Ford	1	1	1.000
13	Green, Mike	3	6	.500
2	Carter, Jr., Chico	11	25	.440
5	Couisnard, Jermaine	20	55	.364
0	Reese V, James	32	90	.356
10	Stevenson, Erik	32	109	.294
23	Carter, Devin	9	33	.273
1	Wright, Jacobi	10	37	.270
24	Bryant, Keyshawn	5	19	.263
12	Wilson, AJ	1	5	.200
14	Martin, Brandon	1	6	.167

3-Point FG Attempts

##	Player	G	Att	Att/G
10	Stevenson, Erik	18	109	6.1
0	Reese V, James	16	90	5.6
5	Couisnard, Jermaine	13	55	4.2
1	Wright, Jacobi	18	37	2.1
23	Carter, Devin	17	33	1.9

3-Point FG Made

##	Player	G	Made	Made/G
10	Stevenson, Erik	18	32	1.8
0	Reese V, James	16	32	2.0
5	Couisnard, Jermaine	13	20	1.5
2	Carter, Jr., Chico	17	11	0.6
1	Wright, Jacobi	18	10	0.6

Free Throw Percentage

##	Player	Made	Att	Pct
10	Stevenson, Erik	33	34	.971
2	Carter, Jr., Chico	19	23	.826
0	Reese V, James	8	11	.727
1	Wright, Jacobi	13	19	.684
23	Carter, Devin	39	61	.639
12	Wilson, AJ	7	11	.636
14	Martin, Brandon	5	8	.625
24	Bryant, Keyshawn	18	29	.621
15	Leveque, Wildens	30	49	.612
5	Couisnard, Jermaine	16	27	.593
55	Woodley, Ta'Quan	6	13	.462
33	Gray, Josh	10	22	.455
21	Benson, Ja'Von	2	6	.333
4	Minott, Tre-Vaughn	2	8	.250

Free Throw Attempts

##	Player	G	Att	Att/G
23	Carter, Devin	17	61	3.6
15	Leveque, Wildens	16	49	3.1
10	Stevenson, Erik	18	34	1.9
24	Bryant, Keyshawn	13	29	2.2
5	Couisnard, Jermaine	13	27	2.1

Free Throws Made

##	Player	G	Made	Made/G
23	Carter, Devin	17	39	2.3
10	Stevenson, Erik	18	33	1.8
15	Leveque, Wildens	16	30	1.9
2	Carter, Jr., Chico	17	19	1.1
24	Bryant, Keyshawn	13	18	1.4

Rebounds

##	Player	G	Reb	Reb/G
15	Leveque, Wildens	16	91	5.7
10	Stevenson, Erik	18	77	4.3
33	Gray, Josh	17	70	4.1
23	Carter, Devin	17	61	3.6
55	Woodley, Ta'Quan	16	51	3.2

Assists

##	Player	G	Ast	Ast/G
10	Stevenson, Erik	18	46	2.6
1	Wright, Jacobi	18	42	2.3
0	Reese V, James	16	31	1.9
5	Couisnard, Jermaine	13	28	2.2
23	Carter, Devin	17	26	1.5

2021-22 South Carolina Men's Basketball
Category Leaders
All games

Rebounds Average

##	Player	G	Reb	Reb/G
15	Leveque, Wildens	16	91	5.7
21	Benson, Ja'Von	5	25	5.0
10	Stevenson, Erik	18	77	4.3
33	Gray, Josh	17	70	4.1
12	Wilson, AJ	10	40	4.0

Steals

##	Player	G	Stl	Stl/G
10	Stevenson, Erik	18	23	1.3
0	Reese V, James	16	18	1.1
23	Carter, Devin	17	16	0.9
5	Couisnard, Jermaine	13	14	1.1
15	Leveque, Wildens	16	13	0.8

Offensive Rebounds

##	Player	G	OReb	OReb/G
15	Leveque, Wildens	16	42	2.6
33	Gray, Josh	17	28	1.6
55	Woodley, Ta'Quan	16	23	1.4
12	Wilson, AJ	10	21	2.1
10	Stevenson, Erik	18	18	1.0

Blocked Shots

##	Player	G	Blk	Blk/G
15	Leveque, Wildens	16	15	0.9
24	Bryant, Keyshawn	13	14	1.1
55	Woodley, Ta'Quan	16	12	0.8
33	Gray, Josh	17	10	0.6
10	Stevenson, Erik	18	9	0.5

Defensive Rebounds

##	Player	G	DReb	DReb/G
10	Stevenson, Erik	18	59	3.3
15	Leveque, Wildens	16	49	3.1
23	Carter, Devin	17	43	2.5
33	Gray, Josh	17	42	2.5
0	Reese V, James	16	40	2.5

Minutes

##	Player	G	Min	Min/G
10	Stevenson, Erik	18	461	25:37
0	Reese V, James	16	453	28:18
1	Wright, Jacobi	18	356	19:46
15	Leveque, Wildens	16	350	21:54
23	Carter, Devin	17	303	17:51

Fouls

##	Player	G	PF	PF/G
15	Leveque, Wildens	16	49	3.1
10	Stevenson, Erik	18	41	2.3
24	Bryant, Keyshawn	13	32	2.5
33	Gray, Josh	17	32	1.9
55	Woodley, Ta'Quan	16	32	2.0

Turnovers

##	Player	G	TO	TO/G
5	Couisnard, Jermaine	13	39	3.0
23	Carter, Devin	17	39	2.3
10	Stevenson, Erik	18	32	1.8
1	Wright, Jacobi	18	29	1.6
24	Bryant, Keyshawn	13	24	1.8

Foul Outs

##	Player	G	FO
24	Bryant, Keyshawn	13	2
55	Woodley, Ta'Quan	16	2
10	Stevenson, Erik	18	1
15	Leveque, Wildens	16	1

2021-22 South Carolina Men's Basketball
Player Highs Analysis
All games

South Carolina - Individual Game Highs

POINTS	25		Erik Stevenson vs Auburn (01/04/2022)
	25		Erik Stevenson vs Wofford (11/23/2021)
	22		Devin Carter vs Army West Point (12/22/2021)
	21		Chico Carter, Jr. at Clemson (12/18/2021)
	20		Erik Stevenson vs Georgia (01/22/2022)
	20		Devin Carter at Arkansas (01/18/2022)
	20		Chico Carter, Jr. vs Army West Point (12/22/2021)
FIELD GOALS MADE	9		Erik Stevenson vs Auburn (01/04/2022)
	9		Erik Stevenson vs Wofford (11/23/2021)
FIELD GOAL ATTEMPTS	18		Jermaine Couisnard vs Princeton (N) (11/12/2021)
	18		Erik Stevenson vs Princeton (N) (11/12/2021)
FIELD GOAL PERCENTAGE (min 5 made)	1.000	(6-6)	Wildens Leveque vs Princeton (N) (11/12/2021)
	1.000	(5-5)	Wildens Leveque vs Auburn (01/04/2022)
3 PT FG MADE	5		Erik Stevenson vs Auburn (01/04/2022)
	5		Erik Stevenson vs Wofford (11/23/2021)
3 PT FG ATTEMPTS	10		Erik Stevenson at Coastal Carolina (12/01/2021)
	10		Erik Stevenson vs Princeton (N) (11/12/2021)
3 PT FG PERCENTAGE (min 2 made)	1.000	(3-3)	Chico Carter, Jr. vs Army West Point (12/22/2021)
	.800	(4-5)	James Reese V vs UAB (11/18/2021)
FREE THROWS MADE	9		Chico Carter, Jr. at Clemson (12/18/2021)
	8		Devin Carter vs Western Ky. (N) (11/14/2021)
FREE THROW ATTEMPTS	10		Devin Carter at Arkansas (01/18/2022)
	10		Chico Carter, Jr. at Clemson (12/18/2021)
	10		Devin Carter vs UAB (11/18/2021)
	10		Wildens Leveque vs USC Upstate (11/09/2021)
FREE THROW PERCENTAGE (min 3 made)	1.000	(8-8)	Devin Carter vs Western Ky. (N) (11/14/2021)
	1.000	(6-6)	Erik Stevenson vs Princeton (N) (11/12/2021)
	1.000	(4-4)	Jacobi Wright vs Georgia (01/22/2022)
	1.000	(4-4)	Erik Stevenson vs Army West Point (12/22/2021)
	1.000	(4-4)	Erik Stevenson at Coastal Carolina (12/01/2021)
	1.000	(4-4)	Erik Stevenson vs Rider (11/28/2021)
	1.000	(3-3)	Chico Carter, Jr. vs Army West Point (12/22/2021)
	1.000	(3-3)	Erik Stevenson at Clemson (12/18/2021)
	1.000	(3-3)	Jermaine Couisnard vs USC Upstate (11/09/2021)
REBOUNDS	11		Josh Gray at Arkansas (01/18/2022)
	11		Brandon Martin vs Allen (12/14/2021)
	11		Wildens Leveque vs Western Ky. (N) (11/14/2021)
ASSISTS	7		Jermaine Couisnard vs USC Upstate (11/09/2021)
	6		Chico Carter, Jr. vs Allen (12/14/2021)
	6		Erik Stevenson vs Allen (12/14/2021)
	6		Jacobi Wright vs Georgetown (12/05/2021)
STEALS	6		Erik Stevenson vs Princeton (N) (11/12/2021)
	4		James Reese V vs Western Ky. (N) (11/14/2021)
BLOCKED SHOTS	3		Ta'Quan Woodley vs Georgia (01/22/2022)
	3		Wildens Leveque at Tennessee (01/11/2022)
	3		Keyshawn Bryant at Clemson (12/18/2021)
	3		Tre-Vaughn Minott at Clemson (12/18/2021)
	3		Keyshawn Bryant vs Rider (11/28/2021)
	3		Josh Gray vs Rider (11/28/2021)
	3		Erik Stevenson vs USC Upstate (11/09/2021)
TURNOVERS	9		Jermaine Couisnard vs Western Ky. (N) (11/14/2021)
	6		Devin Carter at Arkansas (01/18/2022)
	6		Jermaine Couisnard vs UAB (11/18/2021)

South Carolina - Individual Game Highs

FOULS	5	Wildens Leveque at Vanderbilt (01/08/2022)
	5	Keyshawn Bryant at Vanderbilt (01/08/2022)
	5	Keyshawn Bryant vs Army West Point (12/22/2021)
	5	Ta'Quan Woodley at Clemson (12/18/2021)
	5	Erik Stevenson vs UAB (11/18/2021)
	5	Ta'Quan Woodley vs USC Upstate (11/09/2021)

Opponent - Individual Game Highs

POINTS	27		Max Klesmit vs Wofford (11/23/2021)
	23		Essam Mostafa at Coastal Carolina (12/01/2021)
	22		Wendell Green Jr. vs Auburn (01/04/2022)
	20		Braelen Bridges vs Georgia (01/22/2022)
	20		Donald Carey vs Georgetown (12/05/2021)
	20		Bryson Mozone vs USC Upstate (11/09/2021)
FIELD GOALS MADE	8		Braelen Bridges vs Georgia (01/22/2022)
	8		Josh Caldwell vs Army West Point (12/22/2021)
	8		Max Klesmit vs Wofford (11/23/2021)
FIELD GOAL ATTEMPTS	16		Jordan Walker vs UAB (11/18/2021)
	16		Bryson Mozone vs USC Upstate (11/09/2021)
FIELD GOAL PERCENTAGE (min 5 made)	1.000	(5-5)	Walker Kessler vs Auburn (01/04/2022)
	.800	(8-10)	Max Klesmit vs Wofford (11/23/2021)
3 PT FG MADE	5		Max Klesmit vs Wofford (11/23/2021)
	4		Myles Stute at Vanderbilt (01/08/2022)
	4		Jordan Wright at Vanderbilt (01/08/2022)
	4		Donald Carey vs Georgetown (12/05/2021)
	4		Jaelin Llewellyn vs Princeton (N) (11/12/2021)
	4		Ryan Langborg vs Princeton (N) (11/12/2021)
	4		Bryson Mozone vs USC Upstate (11/09/2021)
3 PT FG ATTEMPTS	12		Noah Baumann vs Georgia (01/22/2022)
	10		Isaiah Bigelow vs Wofford (11/23/2021)
	10		Ryan Langborg vs Princeton (N) (11/12/2021)
	10		Bryson Mozone vs USC Upstate (11/09/2021)
3 PT FG PERCENTAGE (min 2 made)	1.000	(2-2)	Zep Jasper vs Auburn (01/04/2022)
	.750	(3-4)	Alex Hemenway at Clemson (12/18/2021)
FREE THROWS MADE	11		Essam Mostafa at Coastal Carolina (12/01/2021)
	10		Christian Wright vs Georgia (01/22/2022)
FREE THROW ATTEMPTS	16		Essam Mostafa at Coastal Carolina (12/01/2021)
	12		Christian Wright vs Georgia (01/22/2022)
FREE THROW PERCENTAGE (min 3 made)	1.000	(7-7)	Wendell Green Jr. vs Auburn (01/04/2022)
	1.000	(6-6)	Anthony Polite vs Florida St. (N) (12/12/2021)
	1.000	(6-6)	Max Klesmit vs Wofford (11/23/2021)
	1.000	(5-5)	Noah Baumann vs Georgia (01/22/2022)
	1.000	(5-5)	Jabri Abdur-Rahim vs Georgia (01/22/2022)
	1.000	(5-5)	Caleb Mills vs Florida St. (N) (12/12/2021)
	1.000	(5-5)	Dante Harris vs Georgetown (12/05/2021)
	1.000	(4-4)	Dwight Murray, Jr. vs Rider (11/28/2021)
	1.000	(4-4)	Michael Ertel vs UAB (11/18/2021)
	1.000	(4-4)	Jordan Walker vs UAB (11/18/2021)
	1.000	(4-4)	Josh Anderson vs Western Ky. (N) (11/14/2021)
	1.000	(4-4)	Jalen Breazeale vs USC Upstate (11/09/2021)
	1.000	(3-3)	Dayvion McKnight vs Western Ky. (N) (11/14/2021)
REBOUNDS	13		Hunter Tyson at Clemson (12/18/2021)
	13		Essam Mostafa at Coastal Carolina (12/01/2021)
ASSISTS	7		Aaron Cook vs Georgia (01/22/2022)
	6		Tyree Appleby vs Florida (01/15/2022)
	6		Scotty Pippen Jr. at Vanderbilt (01/08/2022)
	6		Dante Harris vs Georgetown (12/05/2021)
	6		Rudi Williams at Coastal Carolina (12/01/2021)
	6		Dwight Murray, Jr. vs Rider (11/28/2021)
	6		Ryan Larson vs Wofford (11/23/2021)

Opponent - Individual Game Highs

STEALS	4	Zakai Zeigler at Tennessee (01/11/2022)
	4	Dylan Cardwell vs Auburn (01/04/2022)
	4	Vince Cole at Coastal Carolina (12/01/2021)
	4	Max Klesmit vs Wofford (11/23/2021)
	4	Jordan Walker vs UAB (11/18/2021)
	4	Dayvion McKnight vs Western Ky. (N) (11/14/2021)
BLOCKED SHOTS	8	Colin Castleton vs Florida (01/15/2022)
	4	Walker Kessler vs Auburn (01/04/2022)
TURNOVERS	7	Scotty Pippen Jr. at Vanderbilt (01/08/2022)
	7	Dayvion McKnight vs Western Ky. (N) (11/14/2021)
FOULS	5	Quentin Millora-Brown at Vanderbilt (01/08/2022)
	5	Garrick Green at Coastal Carolina (12/01/2021)
	5	Mervin James vs Rider (11/28/2021)
	5	Ajiri Ogemuno-Johnson vs Rider (11/28/2021)

2021-22 South Carolina Men's Basketball
Team High/Low Analysis
All games

South Carolina - Game Highs

POINTS	110		Allen (12/14/2021)
	105		Army West Point (12/22/2021)
	85		Wofford (11/23/2021)
	83		Georgia (01/22/2022)
	80		Georgetown (12/05/2021)
FIELD GOALS MADE	45		Allen (12/14/2021)
	41		Army West Point (12/22/2021)
FIELD GOAL ATTEMPTS	83		Allen (12/14/2021)
	76		USC Upstate (11/09/2021)
FIELD GOAL PERCENTAGE	.596	(31-52)	Wofford (11/23/2021)
	.586	(41-70)	Army West Point (12/22/2021)
3 PT FG MADE	12		Allen (12/14/2021)
	12		Wofford (11/23/2021)
3 PT FG ATTEMPTS	32		Allen (12/14/2021)
	30		at Coastal Carolina (12/01/2021)
3 PT FG PERCENTAGE	.545	(12-22)	Wofford (11/23/2021)
	.533	(8-15)	Army West Point (12/22/2021)
FREE THROWS MADE	21		Georgia (01/22/2022)
	15		Army West Point (12/22/2021)
	15		at Clemson (12/18/2021)
	15		Rider (11/28/2021)
FREE THROW ATTEMPTS	26		Georgia (01/22/2022)
	26		Rider (11/28/2021)
FREE THROW PERCENTAGE	.818	(9-11)	at Coastal Carolina (12/01/2021)
	.808	(21-26)	Georgia (01/22/2022)
REBOUNDS	59		Allen (12/14/2021)
	52		USC Upstate (11/09/2021)
ASSISTS	31		Allen (12/14/2021)
	20		Georgetown (12/05/2021)
STEALS	12		vs Western Ky. (N) (11/14/2021)
	12		vs Princeton (N) (11/12/2021)
BLOCKED SHOTS	9		Allen (12/14/2021)
	9		Rider (11/28/2021)
TURNOVERS	24		vs Western Ky. (N) (11/14/2021)
	23		at Tennessee (01/11/2022)
FOULS	29		at Clemson (12/18/2021)
	28		at Vanderbilt (01/08/2022)

Opponent - Game Highs

POINTS	81		Auburn (01/04/2022)
	80		at Coastal Carolina (12/01/2021)
	75		at Arkansas (01/18/2022)
	75		Army West Point (12/22/2021)
	74		Wofford (11/23/2021)
FIELD GOALS MADE	29		Auburn (01/04/2022)
	29		Army West Point (12/22/2021)
FIELD GOAL ATTEMPTS	72		Army West Point (12/22/2021)
	70		Georgetown (12/05/2021)
FIELD GOAL PERCENTAGE	.551	(27-49)	Florida (01/15/2022)
	.518	(29-56)	Auburn (01/04/2022)
3 PT FG MADE	12		Wofford (11/23/2021)
	11		vs Princeton (N) (11/12/2021)
3 PT FG ATTEMPTS	35		Wofford (11/23/2021)
	31		vs Princeton (N) (11/12/2021)
3 PT FG PERCENTAGE	.500	(9-18)	Army West Point (12/22/2021)
	.429	(6-14)	Auburn (01/04/2022)
FREE THROWS MADE	27		at Arkansas (01/18/2022)
	27		at Coastal Carolina (12/01/2021)
FREE THROW ATTEMPTS	38		at Coastal Carolina (12/01/2021)
	36		at Vanderbilt (01/08/2022)
FREE THROW PERCENTAGE	.833	(25-30)	Georgia (01/22/2022)
	.818	(27-33)	at Arkansas (01/18/2022)
REBOUNDS	51		at Clemson (12/18/2021)
	49		at Coastal Carolina (12/01/2021)
ASSISTS	17		Florida (01/15/2022)
	15		at Tennessee (01/11/2022)
	15		Army West Point (12/22/2021)
	15		vs Princeton (N) (11/12/2021)
STEALS	17		vs Western Ky. (N) (11/14/2021)
	14		UAB (11/18/2021)
BLOCKED SHOTS	11		Florida (01/15/2022)
	7		Auburn (01/04/2022)
TURNOVERS	20		USC Upstate (11/09/2021)
	19		at Vanderbilt (01/08/2022)
FOULS	24		Georgia (01/22/2022)
	24		Rider (11/28/2021)

South Carolina - Game Lows

POINTS	46		at Tennessee (01/11/2022)
	56		at Clemson (12/18/2021)
	56		at Coastal Carolina (12/01/2021)
	59		at Arkansas (01/18/2022)
	62		vs Princeton (N) (11/12/2021)
FIELD GOALS MADE	17		at Tennessee (01/11/2022)
	18		at Clemson (12/18/2021)
FIELD GOAL ATTEMPTS	49		at Tennessee (01/11/2022)
	51		at Vanderbilt (01/08/2022)
FIELD GOAL PERCENTAGE	.286	(20-70)	at Coastal Carolina (12/01/2021)
	.327	(18-55)	at Clemson (12/18/2021)
3 PT FG MADE	3		at Vanderbilt (01/08/2022)
	4		vs Florida St. (N) (12/12/2021)
	4		Georgetown (12/05/2021)
	4		vs Princeton (N) (11/12/2021)
	4		USC Upstate (11/09/2021)
3 PT FG ATTEMPTS	14		vs Florida St. (N) (12/12/2021)
	15		Army West Point (12/22/2021)
3 PT FG PERCENTAGE	.154	(4-26)	vs Princeton (N) (11/12/2021)
	.176	(3-17)	at Vanderbilt (01/08/2022)
FREE THROWS MADE	3		Florida (01/15/2022)
	6		at Tennessee (01/11/2022)
FREE THROW ATTEMPTS	5		Florida (01/15/2022)
	11		at Coastal Carolina (12/01/2021)
FREE THROW PERCENTAGE	.353	(6-17)	at Tennessee (01/11/2022)
	.500	(12-24)	at Arkansas (01/18/2022)
	.500	(10-20)	vs Florida St. (N) (12/12/2021)
REBOUNDS	30		at Vanderbilt (01/08/2022)
	30		Wofford (11/23/2021)
ASSISTS	4		at Clemson (12/18/2021)
	7		vs Florida St. (N) (12/12/2021)
STEALS	2		at Clemson (12/18/2021)
	5		Wofford (11/23/2021)
BLOCKED SHOTS	2		vs Florida St. (N) (12/12/2021)
	3		at Arkansas (01/18/2022)
	3		Florida (01/15/2022)
	3		at Tennessee (01/11/2022)
	3		Auburn (01/04/2022)
	3		vs Princeton (N) (11/12/2021)
TURNOVERS	8		Allen (12/14/2021)
	9		Florida (01/15/2022)
FOULS	9		Allen (12/14/2021)
	15		Florida (01/15/2022)

2021-22 South Carolina Men's Basketball
Team High/Low Analysis
All games

Opponent - Game Lows

POINTS	51		Allen (12/14/2021)
	58		Rider (11/28/2021)
	60		USC Upstate (11/09/2021)
	63		UAB (11/18/2021)
	64		vs Western Ky. (N) (11/14/2021)
FIELD GOALS MADE	18		Georgia (01/22/2022)
	18		at Vanderbilt (01/08/2022)
FIELD GOAL ATTEMPTS	46		Georgia (01/22/2022)
	46		at Vanderbilt (01/08/2022)
FIELD GOAL PERCENTAGE	.323	(20-62)	Allen (12/14/2021)
	.329	(23-70)	Georgetown (12/05/2021)
3 PT FG MADE	0		at Arkansas (01/18/2022)
	5		Georgia (01/22/2022)
	5		at Clemson (12/18/2021)
	5		Georgetown (12/05/2021)
	5		at Coastal Carolina (12/01/2021)
	5		Rider (11/28/2021)
3 PT FG ATTEMPTS	11		at Arkansas (01/18/2022)
	13		Rider (11/28/2021)
3 PT FG PERCENTAGE	.000	(0-11)	at Arkansas (01/18/2022)
	.208	(5-24)	Georgetown (12/05/2021)
FREE THROWS MADE	3		Allen (12/14/2021)
	8		Army West Point (12/22/2021)
FREE THROW ATTEMPTS	4		Allen (12/14/2021)
	15		Florida (01/15/2022)
FREE THROW PERCENTAGE	.440	(11-25)	at Tennessee (01/11/2022)
	.500	(11-22)	USC Upstate (11/09/2021)
	.500	(8-16)	Army West Point (12/22/2021)
REBOUNDS	20		Allen (12/14/2021)
	24		Wofford (11/23/2021)
ASSISTS	8		at Arkansas (01/18/2022)
	8		vs Florida St. (N) (12/12/2021)
STEALS	2		vs Princeton (N) (11/12/2021)
	3		Georgia (01/22/2022)
BLOCKED SHOTS	0		Wofford (11/23/2021)
	0		vs Princeton (N) (11/12/2021)
TURNOVERS	11		at Arkansas (01/18/2022)
	14		at Clemson (12/18/2021)
	14		Allen (12/14/2021)
	14		at Coastal Carolina (12/01/2021)
	14		Rider (11/28/2021)
	14		Wofford (11/23/2021)
FOULS	10		Florida (01/15/2022)
	10		Allen (12/14/2021)