



BYU at Vanderbilt

12/23/21 SimpliFi Arena at Stan Sheriff Center, Honolulu, HI
2021-22 Men's Basketball

Game Time: 5:00 PM
Game Duration: 1:57

Officials: Keith Kimble, Marques Pettigrew, Bart Lenox

BYU - 67

Record: 10-3

NO.	Name	Min	FG			Rebounds			Fouls		TP	AS	TO	ST	Blocks		+/-
			M-A	M-A	M-A	OR	DR	TOT	PF	FD					BS	BA	
4	Atiki Ally Atiki	F 04:04	0-0	0-0	0-0	0	0	0	2	0	0	0	2	0	0	0	-11
33	Caleb Lohner	F 24:04	5-6	1-1	0-0	0	5	5	2	0	11	0	2	2	1	0	-5
3	Te'Jon Lucas	G 31:01	2-8	0-1	0-0	0	0	0	2	3	4	4	2	0	0	3	-11
13	Alex Barcello	G 30:15	5-14	3-6	2-2	1	4	5	4	2	15	2	4	0	0	0	0
21	Trevin Knell	G 20:30	3-6	3-5	1-1	0	1	1	4	3	10	2	0	0	0	0	-2
45	Fousseyni Traore	24:50	2-5	0-0	5-6	5	10	15	1	3	9	0	2	1	2	0	12
5	Gideon George	17:11	2-3	1-1	0-0	2	1	3	3	1	5	2	1	3	1	0	-1
24	Seneca Knight	20:50	0-3	0-1	2-4	1	4	5	1	3	2	0	2	0	0	1	4
20	Spencer Johnson	27:15	5-13	0-5	1-2	2	2	4	3	1	11	3	3	0	0	0	4
Team						2	3	5			0			1			
Totals			24-58	8-20	11-15	13	30	43	22	16	67	13	19	6	4	4	-2

Shooting By Period		
1 st FG%	11-29	37.9%
3PT%	4-10	40.0%
FT%	9-11	81.8%
2 nd FG%	13-29	44.8%
3PT%	4-10	40.0%
FT%	2-4	50%
GM FG%	24-58	41.4%
3PT%	8-20	40.0%
FT%	11-15	73.3%

Dead Ball Rebounds: 3, 1

Technical Fouls::NONE

Vanderbilt - 69

Record: 8-4

NO.	Name	Min	FG			Rebounds			Fouls		TP	AS	TO	ST	Blocks		+/-
			M-A	M-A	M-A	OR	DR	TOT	PF	FD					BS	BA	
10	Myles Stute	F 32:17	5-9	3-7	1-1	3	4	7	3	3	14	2	1	0	1	0	9
42	Quentin Millora-Brown	F 31:07	1-5	0-0	2-3	5	5	10	1	6	4	3	0	1	2	0	10
2	Scotty Pippen Jr.	G 27:40	8-16	1-3	6-9	0	0	0	3	7	23	3	4	1	0	1	8
3	Rodney Chatman	G 24:21	1-4	1-3	1-2	0	2	2	3	3	4	2	0	1	1	1	1
4	Jordan Wright	G 30:28	5-14	0-5	3-3	1	3	4	1	3	13	0	1	2	0	1	4
5	Shane Dezonie	14:39	1-3	1-2	0-0	0	2	2	1	0	3	1	2	1	0	0	-2
15	Terren Frank	08:53	0-1	0-0	0-0	0	2	2	1	0	0	0	1	0	0	0	-8
12	Trey Thomas	20:25	3-8	2-5	0-0	0	3	3	1	0	8	1	1	2	0	1	-7
0	Tyrin Lawrence	06:59	0-0	0-0	0-0	0	1	1	2	0	0	0	0	0	0	0	-4
11	Gabe Dorsey	03:11	0-1	0-1	0-0	0	0	0	0	0	0	0	0	0	0	0	-1
Team						0	0	0			0			0			
Totals			24-61	8-26	13-18	9	22	31	16	22	69	12	10	8	4	4	2

Shooting By Period		
1 st FG%	9-30	30.0%
3PT%	5-15	33.3%
FT%	7-11	63.6%
2 nd FG%	15-31	48.4%
3PT%	3-11	27.3%
FT%	6-7	85.7%
GM FG%	24-61	39.3%
3PT%	8-26	30.8%
FT%	13-18	72.2%

Dead Ball Rebounds: 2, 0

Technical Fouls::NONE

	BYU	Van
Biggest lead	7 (1 st 11:00)	6 (1 st 18:36)
Best Scoring Run	12 (1 st 16:17)	8 (1 st 18:36)
Lead Changes	13	
Times Tied	6	
Time with Lead	26:04	10:17

Points from	BYU	Van
Turnovers	9	18
Paint	28	30
Second Chance	11	4
Fast Breaks	15	14
Bench	27	11

	Period by Period Scoring		
	1st	2nd	TOT
BYU	35	32	67
Van	30	39	69



Period 1

Quarter Starters:

Van	2 Phippen Jr. S	3 Chatman R	4 Wright J	10 Stute M	42 Millora-Brown Q
BYU	3 Lucas T	4 Ally Atiki A	13 Barcello A	21 Knell T	33 Lohner C

Game Time	Van	Score	Diff	BYU
20:00	42 MILLORA-BROWN Q jumpball lost			4 ALLY ATIKI A jumpball won
19:42		0-2	-2	13 BARCELLO A 2pt FG outside the paint, jump shot made (2)
19:22	42 MILLORA-BROWN Q 2pt FG in the paint, layup made (2)	2-2	0	
19:22	10 STUTE M assist (1)			
19:22	42 MILLORA-BROWN Q foul drawn (1)			4 ALLY ATIKI A foul shooting (1 - 1)
19:22	42 MILLORA-BROWN Q free throw 1 - 1 made (3)	3-2	1	
19:11	42 MILLORA-BROWN Q steal (1)			4 ALLY ATIKI A turnover bad pass (1)
19:00	42 MILLORA-BROWN Q foul drawn (2)			33 LOHNER C foul personal (1 - 2)
18:56	2 PIPPEN JR. S 3pt FG from turnover, jump shot made (3)	6-2	4	
18:56	3 CHATMAN R assist (1)			
18:42				13 BARCELLO A 2pt FG in the paint, driving layup missed
18:40	3 CHATMAN R defensive rebound (1)			
18:36	2 PIPPEN JR. S 2pt FG fast break in the paint, driving layup made (5)	8-2	6	
18:36	3 CHATMAN R assist (2)			
18:20	4 WRIGHT J foul drawn (1)			4 ALLY ATIKI A foul offensive (2 - 3)
18:20				4 ALLY ATIKI A turnover offensive (2)
18:20				4 ALLY ATIKI A substitution out
18:20				45 TRAORE F substitution in
18:05	2 PIPPEN JR. S 3pt FG from turnover, pull up jump shot missed			
18:01				13 BARCELLO A defensive rebound (1)
17:54		8-5	3	21 KNELL T 3pt FG , pull up jump shot made (3)
17:36	10 STUTE M 3pt FG , pull up jump shot missed			
17:33				33 LOHNER C defensive rebound (1)
17:17		8-7	1	3 LUCAS T 2pt FG outside the paint, pull up jump shot made (2)
17:03	4 WRIGHT J 2pt FG outside the paint, pull up jump shot missed			
16:59				33 LOHNER C defensive rebound (2)
16:51		8-10	-2	21 KNELL T 3pt FG , jump shot made (6)
16:51				3 LUCAS T assist (1)
16:51	10 STUTE M foul shooting (1 - 1)			21 KNELL T foul drawn (1)
16:51		8-11	-3	21 KNELL T free throw 1 - 1 made (7)
16:35	42 MILLORA-BROWN Q 2pt FG in the paint, layup missed			
16:32	10 STUTE M offensive rebound (1)			
16:24	2 PIPPEN JR. S 2pt FG second chance outside the paint, pull up jump shot missed			
16:22				45 TRAORE F defensive rebound (1)
16:17		8-14	-6	13 BARCELLO A 3pt FG fast break, jump shot made (5)
16:17				3 LUCAS T assist (2)
15:46	10 STUTE M 3pt FG , jump shot made (3)	11-14	-3	
15:46	2 PIPPEN JR. S assist (1)			
15:29				13 BARCELLO A 3pt FG , jump shot missed
15:26	4 WRIGHT J defensive rebound (1)			
15:17	2 PIPPEN JR. S foul drawn (1)			45 TRAORE F foul shooting (1 - 4)
15:17				Timeout media



BYU at Vanderbilt

12/23/21 SimpliFi Arena at Stan Sheriff Center, Honolulu, HI
2021-22 Men's Basketball

Officials: Keith Kimble, Marques Pettigrew, Bart Lenox

Game Time	Van	Score	Diff	BYU
15:17	4 WRIGHT J substitution out			
15:17	42 MILLORA-BROWN Q substitution out			
15:17	5 DEZONIE S substitution in			
15:17	15 FRANK T substitution in			
15:17				21 KNELL T substitution out
15:17				33 LOHNER C substitution out
15:17				5 GEORGE G substitution in
15:17				24 KNIGHT S substitution in
15:17	2 PIPPEN JR. S free throw 1 - 2 missed			
15:17	offensive dead ball rebound (1)			
15:17	2 PIPPEN JR. S free throw 2 - 2 missed			
15:17				45 TRAORE F defensive rebound (2)
14:52	5 DEZONIE S steal (1)			5 GEORGE G turnover lost ball (1)
14:26	10 STUTE M 3pt FG from turnover, jump shot missed			
14:22				defensive rebound (6)
14:05				24 KNIGHT S 3pt FG , jump shot missed
14:02	15 FRANK T defensive rebound (1)			
13:58	5 DEZONIE S turnover lost ball (1)			
13:58	3 CHATMAN R substitution out			
13:58	12 THOMAS T substitution in			
13:44				3 LUCAS T 2pt FG from turnover in the paint, step back jump shot missed
13:40				5 GEORGE G offensive rebound (1)
13:40		11-16	-5	5 GEORGE G 2pt FG from turnover second chance in the paint, layup made (2)
13:24	12 THOMAS T 3pt FG , jump shot made (3)	14-16	-2	
13:24	2 PIPPEN JR. S assist (2)			
13:01				13 BARCELLO A 2pt FG outside the paint, pull up jump shot missed
12:58	12 THOMAS T defensive rebound (1)			
12:48	15 FRANK T 2pt FG in the paint, pull up jump shot missed			
12:46				defensive rebound (8)
12:46	2 PIPPEN JR. S substitution out			
12:46	0 LAWRENCE T substitution in			
12:46				3 LUCAS T substitution out
12:46				45 TRAORE F substitution out
12:46				20 JOHNSON S substitution in
12:46				33 LOHNER C substitution in
12:36				24 KNIGHT S turnover travel (1)
12:36	10 STUTE M substitution out			
12:36	4 WRIGHT J substitution in			
12:25	4 WRIGHT J turnover bad pass (1)			
12:21	4 WRIGHT J foul shooting (1 - 2)			24 KNIGHT S foul drawn (1)
12:21				24 KNIGHT S free throw fast break 1 - 2 missed
12:21				offensive dead ball rebound (1)
12:21	5 DEZONIE S substitution out			
12:21	3 CHATMAN R substitution in			
12:21		14-17	-3	24 KNIGHT S free throw fast break 2 - 2 made (1)
11:55	4 WRIGHT J 2pt FG in the paint, driving layup missed			
11:52				13 BARCELLO A defensive rebound (2)



BYU at Vanderbilt

12/23/21 SimpliFi Arena at Stan Sheriff Center, Honolulu, HI
2021-22 Men's Basketball

Officials: Keith Kimble, Marques Pettigrew, Bart Lenox

Game Time	Van	Score	Diff	BYU
11:48		14-19	-5	20 JOHNSON S 2pt FG fast break in the paint, layup made (2)
11:48				13 BARCELLO A assist (1)
11:20	12 THOMAS T turnover lost ball (1)			5 GEORGE G steal (1)
11:09	12 THOMAS T steal (1)			20 JOHNSON S turnover lost ball (1)
11:05	12 THOMAS T 2pt FG from turnover in the paint, driving layup blocked			
11:05				5 GEORGE G block (1)
11:01				5 GEORGE G defensive rebound (2)
11:00		14-21	-7	20 JOHNSON S 2pt FG fast break in the paint, layup made (4)
11:00				5 GEORGE G assist (1)
10:33	15 FRANK T turnover lost ball (1)			5 GEORGE G steal (2)
10:29	Timeout media			
10:29	12 THOMAS T substitution out			
10:29	15 FRANK T substitution out			
10:29	2 PIPPEN JR. S substitution in			
10:29	42 MILLORA-BROWN Q substitution in			
10:29				13 BARCELLO A substitution out
10:29				3 LUCAS T substitution in
10:28	0 LAWRENCE T foul personal (1 - 3)			5 GEORGE G foul drawn (1)
10:14				20 JOHNSON S 2pt FG from turnover outside the paint, pull up jump shot missed
10:09				5 GEORGE G offensive rebound (3)
10:08				5 GEORGE G 2pt FG from turnover second chance in the paint, layup missed
10:06	42 MILLORA-BROWN Q defensive rebound (1)			
09:59	4 WRIGHT J 2pt FG in the paint, layup made (2)	16-21	-5	
09:59	4 WRIGHT J foul drawn (2)			5 GEORGE G foul shooting (1 - 5)
09:59				24 KNIGHT S substitution out
09:59				33 LOHNER C substitution out
09:59				21 KNELL T substitution in
09:59				45 TRAORE F substitution in
09:59	4 WRIGHT J free throw 1 - 1 made (3)	17-21	-4	
09:41				20 JOHNSON S 3pt FG , jump shot missed
09:38	0 LAWRENCE T defensive rebound (1)			
09:24	3 CHATMAN R foul drawn (1)			5 GEORGE G foul personal (2 - 6)
09:24				5 GEORGE G substitution out
09:24				24 KNIGHT S substitution in
09:23	2 PIPPEN JR. S 2pt FG outside the paint, pull up jump shot missed			
09:18				21 KNELL T defensive rebound (1)
08:58	0 LAWRENCE T foul shooting (2 - 4)			45 TRAORE F foul drawn (1)
08:58		17-22	-5	45 TRAORE F free throw 1 - 2 made (1)
08:58	0 LAWRENCE T substitution out			
08:58	10 STUTE M substitution in			
08:58		17-23	-6	45 TRAORE F free throw 2 - 2 made (2)
08:44	3 CHATMAN R foul drawn (2)			20 JOHNSON S foul shooting (1 - 7)
08:44	3 CHATMAN R free throw 1 - 2 missed			
08:44	offensive dead ball rebound (2)			
08:44	3 CHATMAN R free throw 2 - 2 made (1)	18-23	-5	
08:29				20 JOHNSON S substitution out



BYU at Vanderbilt

12/23/21 SimpliFi Arena at Stan Sheriff Center, Honolulu, HI
2021-22 Men's Basketball

Game Time: 5:00 PM
Game Duration: 1:57

Officials: Keith Kimble, Marques Pettigrew, Bart Lenox

Game Time	Van	Score	Diff	BYU
08:29				13 BARCELLO A substitution in
08:16	42 MILLORA-BROWN Q foul drawn (3)			24 KNIGHT S foul offensive (1 - 8)
08:16				24 KNIGHT S turnover offensive (2)
08:03	42 MILLORA-BROWN Q foul drawn (4)			3 LUCAS T foul shooting (1 - 9)
08:03	42 MILLORA-BROWN Q free throw 1 - 2 made (4)	19-23	-4	
08:03	42 MILLORA-BROWN Q free throw 2 - 2 missed			
08:02				24 KNIGHT S defensive rebound (1)
07:52				13 BARCELLO A 2pt FG outside the paint, pull up jump shot missed
07:48	10 STUTE M defensive rebound (2)			
07:37	3 CHATMAN R 2pt FG in the paint, driving layup blocked			
07:37				45 TRAORE F block (1)
07:33				24 KNIGHT S defensive rebound (2)
07:31				24 KNIGHT S 2pt FG in the paint, layup blocked
07:31	10 STUTE M block (1)			
07:29	42 MILLORA-BROWN Q defensive rebound (2)			
07:23	4 WRIGHT J 3pt FG , jump shot missed			
07:19	42 MILLORA-BROWN Q offensive rebound (3)			
07:17	3 CHATMAN R 3pt FG second chance, jump shot missed			
07:13				13 BARCELLO A defensive rebound (3)
07:08	2 PIPPEN JR. S foul drawn (2)			13 BARCELLO A foul offensive (1 - 10)
07:08				13 BARCELLO A turnover offensive (1)
07:08	Timeout media			
07:08	3 CHATMAN R substitution out			
07:08	12 THOMAS T substitution in			
07:08				3 LUCAS T substitution out
07:08				45 TRAORE F substitution out
07:08				20 JOHNSON S substitution in
07:08				33 LOHNER C substitution in
06:51	4 WRIGHT J 3pt FG from turnover, jump shot missed			
06:49				defensive dead ball rebound (2)
06:49	10 STUTE M foul personal (2 - 5)			21 KNELL T foul drawn (2)
06:26				21 KNELL T 3pt FG , jump shot missed
06:23	10 STUTE M defensive rebound (3)			
06:15	2 PIPPEN JR. S turnover lost ball (1)			33 LOHNER C steal (1)
06:06		19-25	-6	33 LOHNER C 2pt FG from turnover in the paint, layup made (2)
06:06				21 KNELL T assist (1)
05:49	10 STUTE M 2pt FG in the paint, layup made (5)	21-25	-4	
05:49	42 MILLORA-BROWN Q assist (1)			
05:49	10 STUTE M foul drawn (1)			21 KNELL T foul shooting (1 - 11)
05:49	4 WRIGHT J substitution out			
05:49	5 DEZONIE S substitution in			
05:49				21 KNELL T substitution out
05:49				3 LUCAS T substitution in
05:49	10 STUTE M free throw 1 - 1 made (6)	22-25	-3	
05:32				3 LUCAS T 3pt FG , jump shot missed
05:28	12 THOMAS T defensive rebound (2)			
05:16	10 STUTE M 3pt FG , jump shot missed			
05:13				24 KNIGHT S defensive rebound (3)



BYU at Vanderbilt

12/23/21 SimpliFi Arena at Stan Sheriff Center, Honolulu, HI
2021-22 Men's Basketball

Officials: Keith Kimble, Marques Pettigrew, Bart Lenox

Game Time	Van	Score	Diff	BYU
05:10	5 DEZONIE S foul personal (1 - 6)			24 KNIGHT S foul drawn (2)
04:55				20 JOHNSON S turnover travel (2)
04:32	12 THOMAS T 3pt FG from turnover, jump shot missed			
04:29				33 LOHNER C defensive rebound (3)
04:22		22-28	-6	13 BARCELLO A 3pt FG , jump shot made (8)
04:22				20 JOHNSON S assist (1)
04:03	10 STUTE M 3pt FG , jump shot made (9)	25-28	-3	
04:03	2 PIPPEN JR. S assist (3)			
03:43	42 MILLORA-BROWN Q foul drawn (5)			33 LOHNER C foul offensive (2 - 12)
03:43				33 LOHNER C turnover offensive (1)
03:43	Timeout media			
03:43				33 LOHNER C substitution out
03:43				45 TRAORE F substitution in
03:36	2 PIPPEN JR. S foul drawn (3)			20 JOHNSON S foul personal (2 - 13)
03:36	2 PIPPEN JR. S free throw 1 - 2 made (6)	26-28	-2	
03:36	2 PIPPEN JR. S free throw 2 - 2 made (7)	27-28	-1	
03:21	42 MILLORA-BROWN Q foul shooting (1 - 7)			45 TRAORE F foul drawn (2)
03:21		27-29	-2	45 TRAORE F free throw 1 - 2 made (3)
03:21				45 TRAORE F free throw 2 - 2 missed
03:20	5 DEZONIE S defensive rebound (1)			
03:01	2 PIPPEN JR. S 2pt FG in the paint, driving layup missed			
02:59				45 TRAORE F defensive rebound (3)
02:54				3 LUCAS T turnover bad pass (1)
02:54	5 DEZONIE S substitution out			
02:54	3 CHATMAN R substitution in			
02:42	12 THOMAS T 3pt FG from turnover, jump shot missed			
02:39				45 TRAORE F defensive rebound (4)
02:39	2 PIPPEN JR. S foul personal (1 - 8)			45 TRAORE F foul drawn (3)
02:39		27-30	-3	45 TRAORE F 1&1 free throw 1 made (4)
02:39		27-31	-4	45 TRAORE F 1&1 free throw 2 made (5)
02:28	2 PIPPEN JR. S 2pt FG in the paint, layup blocked			
02:28				45 TRAORE F block (2)
02:24	42 MILLORA-BROWN Q offensive rebound (4)			
02:23	42 MILLORA-BROWN Q 2pt FG second chance in the paint, layup missed			
02:21				45 TRAORE F defensive rebound (5)
02:21	3 CHATMAN R foul personal (1 - 9)			13 BARCELLO A foul drawn (1)
02:21		27-32	-5	13 BARCELLO A 1&1 free throw 1 made (9)
02:21		27-33	-6	13 BARCELLO A 1&1 free throw 2 made (10)
02:09	2 PIPPEN JR. S foul offensive (2 - 10)			3 LUCAS T foul drawn (1)
02:09	2 PIPPEN JR. S turnover offensive (2)			
02:09	2 PIPPEN JR. S substitution out			
02:09	4 WRIGHT J substitution in			
01:54				45 TRAORE F 2pt FG from turnover in the paint, hook shot missed
01:51				45 TRAORE F offensive rebound (6)
01:48				20 JOHNSON S 3pt FG from turnover second chance, jump shot missed
01:44	42 MILLORA-BROWN Q defensive rebound (5)			
01:15	3 CHATMAN R 3pt FG , jump shot made (4)	30-33	-3	



BYU at Vanderbilt

12/23/21 SimpliFi Arena at Stan Sheriff Center, Honolulu, HI
2021-22 Men's Basketball

Officials: Keith Kimble, Marques Pettigrew, Bart Lenox

Game Time	Van	Score	Diff	BYU
01:15	42 MILLORA-BROWN Q assist (2)			
00:57				3 LUCAS T 2pt FG outside the paint, jump shot blocked
00:57	42 MILLORA-BROWN Q block (1)			
00:57				offensive rebound (22)
00:44				3 LUCAS T 2pt FG second chance outside the paint, jump shot blocked
00:44	3 CHATMAN R block (1)			
00:43				offensive rebound (23)
00:43				turnover shot clock (11)
00:43				20 JOHNSON S substitution out
00:43				21 KNELL T substitution in
00:43				21 KNELL T substitution out
00:43				20 JOHNSON S substitution in
00:31	3 CHATMAN R 3pt FG from turnover, jump shot missed			
00:26				13 BARCELLO A defensive rebound (4)
00:04				3 LUCAS T 2pt FG in the paint, driving layup missed
00:01				45 TRAORE F offensive rebound (7)
00:01				45 TRAORE F 2pt FG second chance in the paint, jump shot missed
00:00				20 JOHNSON S offensive rebound (1)
00:00		30-35	-5	20 JOHNSON S 2pt FG second chance in the paint, jump shot made (6)
END OF PERIOD				
Van 30-35 BYU				



BYU at Vanderbilt

12/23/21 SimpliFi Arena at Stan Sheriff Center, Honolulu, HI
2021-22 Men's Basketball

Game Time: 5:00 PM
Game Duration: 1:57

Officials: Keith Kimble, Marques Pettigrew, Bart Lenox

BYU - 35

NO.	Name	Min	FG	3P	FT	Rebounds			Fouls		TP	AS	TO	ST	Blocks		+/-
			M-A	M-A	M-A	OR	DR	TOT	PF	FD					BS	BA	
4	Atiki Ally Atiki	F 01:40	0-0	0-0	0-0	0	0	0	2	0	0	0	2	0	0	0	-6
33	Caleb Lohner	F 10:55	1-1	0-0	0-0	0	3	3	2	0	2	0	1	1	0	0	5
3	Te'Jon Lucas	G 16:24	1-6	0-1	0-0	0	0	0	1	1	2	2	1	0	0	2	0
13	Alex Barcello	G 18:00	3-7	2-3	2-2	0	4	4	1	1	10	1	1	0	0	0	7
21	Trevin Knell	G 08:53	2-3	2-3	1-1	0	1	1	1	2	7	1	0	0	0	0	2
45	Fousseyni Traore	12:08	0-2	0-0	5-6	2	5	7	1	3	5	0	0	0	2	0	9
5	Gideon George	05:53	1-2	0-0	0-0	2	1	3	2	1	2	1	1	2	1	0	1
24	Seneca Knight	14:42	0-2	0-1	1-2	0	3	3	1	2	1	0	2	0	0	1	3
20	Spencer Johnson	11:25	3-6	0-2	0-0	1	0	1	2	0	6	1	2	0	0	0	4
Team						2	2	4			0		1				
Totals			11-29	4-10	9-11	7	19	26	13	10	35	6	11	3	3	3	5

Shooting By Period		
1st FG%	11-29	37.9%
3PT%	4-10	40.0%
FT%	9-11	81.8%
GM FG%	11-29	37.9%
3PT%	4-10	40.0%
FT%	9-11	81.8%

Dead Ball Rebounds: 1, 1

Technical Fouls::NONE

Vanderbilt - 30

NO.	Name	Min	FG	3P	FT	Rebounds			Fouls		TP	AS	TO	ST	Blocks		+/-
			M-A	M-A	M-A	OR	DR	TOT	PF	FD					BS	BA	
10	Myles Stute	F 16:22	3-6	2-5	1-1	1	2	3	2	1	9	1	0	0	1	0	-2
42	Quentin Millora-Brown	F 15:12	1-3	0-0	2-3	2	3	5	1	5	4	2	0	1	1	0	-1
2	Scotty Pippen Jr.	G 15:34	2-7	1-2	2-4	0	0	0	2	3	7	3	2	0	0	1	-1
3	Rodney Chatman	G 14:09	1-4	1-3	1-2	0	1	1	1	2	4	2	0	0	1	1	-8
4	Jordan Wright	G 13:39	1-5	0-2	1-1	0	1	1	1	2	3	0	1	0	0	0	-4
5	Shane Dezonie	05:51	0-0	0-0	0-0	0	1	1	1	0	0	0	1	1	0	0	3
15	Terren Frank	04:48	0-1	0-0	0-0	0	1	1	0	0	0	0	1	0	0	0	-4
12	Trey Thomas	10:37	1-4	1-3	0-0	0	2	2	0	0	3	0	1	1	0	1	-5
0	Tyrin Lawrence	03:48	0-0	0-0	0-0	0	1	1	2	0	0	0	0	0	0	0	-3
Team						0	0	0			0		0				
Totals			9-30	5-15	7-11	3	12	15	10	13	30	8	6	3	3	3	-5

Shooting By Period		
1st FG%	9-30	30.0%
3PT%	5-15	33.3%
FT%	7-11	63.6%
GM FG%	9-30	30.0%
3PT%	5-15	33.3%
FT%	7-11	63.6%

Dead Ball Rebounds: 2, 0

Technical Fouls::NONE

	BYU	Van
Biggest lead	7 (1st 11:00)	6 (1st 18:36)
Best Scoring Run	12(1st 16:17)	8(1st 18:36)
Lead Changes	2	
Times Tied	1	
Time with Lead	17:11	02:31

Points from	BYU	Van
Turnovers	5	6
Paint	10	8
Second Chance	4	0
Fast Breaks	12	2
Bench	14	3

	Period by Period Scoring		
	1st	2nd	TOT
BYU	35	32	67
Van	30	39	69



Officials: Keith Kimble, Marques Pettigrew, Bart Lenox

Period 2

Quarter Starters:

Van 2 Phippen Jr. S 3 Chatman R 4 Wright J 10 Stute M 42 Millora-Brown Q
BYU 3 Lucas T 4 Ally Atiki A 13 Barcello A 21 Knell T 33 Lohner C

Game Time	Van	Score	Diff	BYU
20:00	12 THOMAS T substitution out			
20:00	2 PIPPEN JR. S substitution in			
20:00				20 JOHNSON S substitution out
20:00				24 KNIGHT S substitution out
20:00				45 TRAORE F substitution out
20:00				4 ALLY ATIKI A substitution in
20:00				21 KNELL T substitution in
20:00				33 LOHNER C substitution in
19:48	4 WRIGHT J 2pt FG in the paint, pull up jump shot made (5)	32-35	-3	
19:27		32-37	-5	3 LUCAS T 2pt FG in the paint, floating jump shot made (4)
19:06	4 WRIGHT J 2pt FG outside the paint, pull up jump shot made (7)	34-37	-3	
18:45				21 KNELL T 2pt FG outside the paint, floating jump shot missed
18:42	10 STUTE M defensive rebound (4)			
18:40	4 WRIGHT J 2pt FG fast break in the paint, dunk, made (9)	36-37	-1	
18:40	10 STUTE M assist (2)			
18:26				13 BARCELLO A 2pt FG in the paint, floating jump shot missed
18:23	3 CHATMAN R defensive rebound (2)			
18:16	2 PIPPEN JR. S 3pt FG , jump shot missed			
18:13	42 MILLORA-BROWN Q offensive rebound (6)			
18:10	4 WRIGHT J 3pt FG second chance, jump shot missed			
18:07				33 LOHNER C defensive rebound (4)
17:40	4 WRIGHT J steal (1)			13 BARCELLO A turnover bad pass (2)
17:36	4 WRIGHT J foul drawn (3)			21 KNELL T foul shooting (2 - 1)
17:36	4 WRIGHT J free throw fast break 1 - 2 made (10)	37-37	0	
17:36				4 ALLY ATIKI A substitution out
17:36				45 TRAORE F substitution in
17:36	4 WRIGHT J free throw fast break 2 - 2 made (11)	38-37	1	
17:28	3 CHATMAN R foul personal (2 - 1)			3 LUCAS T foul drawn (2)
17:22	3 CHATMAN R foul drawn (3)			13 BARCELLO A foul offensive (2 - 2)
17:22				13 BARCELLO A turnover offensive (3)
16:58	10 STUTE M foul drawn (2)			21 KNELL T foul personal (3 - 3)
16:56	10 STUTE M foul drawn (3)			13 BARCELLO A foul personal (3 - 4)
16:56				13 BARCELLO A substitution out
16:56				20 JOHNSON S substitution in
16:50	2 PIPPEN JR. S turnover bad pass (3)			
16:40	2 PIPPEN JR. S foul personal (3 - 2)			21 KNELL T foul drawn (3)
16:28	3 CHATMAN R foul shooting (3 - 3)			20 JOHNSON S foul drawn (1)
16:28				20 JOHNSON S free throw 1 - 2 missed
16:28				offensive dead ball rebound (3)
16:28	3 CHATMAN R substitution out			
16:28	12 THOMAS T substitution in			
16:28	2 PIPPEN JR. S substitution out			



Official Basketball Play by Play - Second Half
BYU at Vanderbilt
 12/23/21 SimpliFi Arena at Stan Sheriff Center, Honolulu, HI
 2021-22 Men's Basketball

Game Time: 5:00 PM
 Game Duration: 1:57

Officials: Keith Kimble, Marques Pettigrew, Bart Lenox

Game Time	Van	Score	Diff	BYU
16:28	5 DEZONIE S substitution in			
16:28		38-38	0	20 JOHNSON S free throw 2 - 2 made (7)
16:11	4 WRIGHT J 3pt FG , jump shot missed			
16:07	10 STUTE M offensive rebound (5)			
16:05	10 STUTE M turnover lost ball (1)			45 TRAORE F steal (1)
15:58	Timeout media			
15:56	12 THOMAS T foul personal (1 - 4)			3 LUCAS T foul drawn (3)
15:46		38-40	-2	33 LOHNER C 2pt FG from turnover in the paint, floating jump shot made (4)
15:27	10 STUTE M 3pt FG , jump shot made (12)	41-40	1	
15:27	42 MILLORA-BROWN Q assist (3)			
15:08				20 JOHNSON S 2pt FG outside the paint, pull up jump shot missed
15:05				45 TRAORE F offensive rebound (8)
15:01		41-43	-2	21 KNELL T 3pt FG second chance, step back jump shot made (10)
15:01				20 JOHNSON S assist (2)
14:32	5 DEZONIE S 3pt FG , jump shot missed			
14:29	42 MILLORA-BROWN Q offensive rebound (7)			
14:28	42 MILLORA-BROWN Q 2pt FG second chance in the paint, layup missed			
14:26				45 TRAORE F defensive rebound (9)
14:23		41-45	-4	20 JOHNSON S 2pt FG fast break in the paint, driving layup made (9)
14:23				3 LUCAS T assist (3)
13:59	5 DEZONIE S 3pt FG , jump shot made (3)	44-45	-1	
13:59	12 THOMAS T assist (1)			
13:49				20 JOHNSON S 3pt FG , jump shot missed
13:46	4 WRIGHT J defensive rebound (2)			
13:41	4 WRIGHT J 2pt FG fast break in the paint, driving layup made (13)	46-45	1	
13:20	12 THOMAS T steal (2)			45 TRAORE F turnover lost ball (1)
13:16	12 THOMAS T 2pt FG fast break from turnover in the paint, driving layup made (5)	48-45	3	
12:59		48-48	0	33 LOHNER C 3pt FG , jump shot made (7)
12:59				20 JOHNSON S assist (3)
12:44	4 WRIGHT J 3pt FG , jump shot missed			
12:42	10 STUTE M offensive rebound (6)			
12:41	10 STUTE M 2pt FG second chance in the paint, dunk, made (14)	50-48	2	
12:23		50-50	0	33 LOHNER C 2pt FG in the paint, layup made (9)
12:23				3 LUCAS T assist (4)
11:59	12 THOMAS T 3pt FG , jump shot missed			
11:56	42 MILLORA-BROWN Q offensive rebound (8)			
11:54	10 STUTE M 3pt FG second chance, jump shot missed			
11:51				20 JOHNSON S defensive rebound (2)
11:45	42 MILLORA-BROWN Q foul drawn (6)			3 LUCAS T foul offensive (2 - 5)
11:45				3 LUCAS T turnover offensive (2)
11:45	Timeout media			
11:45	4 WRIGHT J substitution out			
11:45	10 STUTE M substitution out			
11:45	42 MILLORA-BROWN Q substitution out			



Official Basketball Play by Play - Second Half
BYU at Vanderbilt
 12/23/21 SimpliFi Arena at Stan Sheriff Center, Honolulu, HI
 2021-22 Men's Basketball

Game Time: 5:00 PM
 Game Duration: 1:57

Officials: Keith Kimble, Marques Pettigrew, Bart Lenox

Game Time	Van	Score	Diff	BYU
11:45	0 LAWRENCE T substitution in			
11:45	11 DORSEY G substitution in			
11:45	15 FRANK T substitution in			
11:45				3 LUCAS T substitution out
11:45				21 KNELL T substitution out
11:45				33 LOHNER C substitution out
11:45				5 GEORGE G substitution in
11:45				13 BARCELLO A substitution in
11:45				24 KNIGHT S substitution in
11:17	5 DEZONIE S 2pt FG from turnover in the paint, driving layup missed			
11:15				45 TRAORE F defensive rebound (10)
10:50				13 BARCELLO A 3pt FG , jump shot missed
10:46				24 KNIGHT S offensive rebound (4)
10:45				24 KNIGHT S 2pt FG second chance in the paint, layup missed
10:41				45 TRAORE F offensive rebound (11)
10:41		50-52	-2	45 TRAORE F 2pt FG second chance in the paint, layup made (7)
10:20	11 DORSEY G 3pt FG , jump shot missed			
10:16				24 KNIGHT S defensive rebound (5)
10:05				45 TRAORE F 2pt FG in the paint, hook shot missed
10:01	15 FRANK T defensive rebound (2)			
09:52	12 THOMAS T 3pt FG , jump shot made (8)	53-52	1	
09:52	5 DEZONIE S assist (1)			
09:32		53-54	-1	45 TRAORE F 2pt FG in the paint, hook shot made (9)
09:32				13 BARCELLO A assist (2)
09:08	12 THOMAS T 2pt FG in the paint, driving layup missed			
09:06				45 TRAORE F defensive rebound (12)
08:56				20 JOHNSON S 3pt FG , jump shot missed
08:53	5 DEZONIE S defensive rebound (2)			
08:38	5 DEZONIE S turnover lost ball (2)			5 GEORGE G steal (3)
08:34	15 FRANK T foul shooting (1 - 5)			24 KNIGHT S foul drawn (3)
08:34				24 KNIGHT S free throw fast break 1 - 2 missed
08:34				offensive dead ball rebound (4)
08:34	0 LAWRENCE T substitution out			
08:34	11 DORSEY G substitution out			
08:34	2 PIPPEN JR. S substitution in			
08:34	4 WRIGHT J substitution in			
08:34				45 TRAORE F substitution out
08:34				33 LOHNER C substitution in
08:34		53-55	-2	24 KNIGHT S free throw fast break 2 - 2 made (2)
08:25	4 WRIGHT J 2pt FG in the paint, driving layup missed			
08:23				33 LOHNER C defensive rebound (5)
08:10				33 LOHNER C 2pt FG outside the paint, hook shot missed
08:07				20 JOHNSON S offensive rebound (3)
08:07		53-57	-4	20 JOHNSON S 2pt FG second chance in the paint, layup made (11)
07:40	Timeout media			
07:40	5 DEZONIE S substitution out			
07:40	15 FRANK T substitution out			



Official Basketball Play by Play - Second Half
BYU at Vanderbilt
 12/23/21 SimpliFi Arena at Stan Sheriff Center, Honolulu, HI
 2021-22 Men's Basketball

Game Time: 5:00 PM
 Game Duration: 1:57

Officials: Keith Kimble, Marques Pettigrew, Bart Lenox

Game Time	Van	Score	Diff	BYU
07:40	10 STUTE M substitution in			
07:40	42 MILLORA-BROWN Q substitution in			
07:36	4 WRIGHT J 2pt FG in the paint, layup blocked			
07:36				33 LOHNER C block (1)
07:32				20 JOHNSON S defensive rebound (4)
07:28				13 BARCELLO A 3pt FG , jump shot missed
07:25	12 THOMAS T defensive rebound (3)			
07:21	2 PIPPEN JR. S 2pt FG fast break in the paint, driving layup made (9)	55-57	-2	
06:51				20 JOHNSON S 2pt FG outside the paint, floating jump shot missed
06:47	4 WRIGHT J defensive rebound (3)			
06:40	2 PIPPEN JR. S foul drawn (4)			5 GEORGE G foul shooting (3 - 6)
06:40	2 PIPPEN JR. S free throw 1 - 2 made (10)	56-57	-1	
06:40	12 THOMAS T substitution out			
06:40	3 CHATMAN R substitution in			
06:40				20 JOHNSON S substitution out
06:40				24 KNIGHT S substitution out
06:40				3 LUCAS T substitution in
06:40				21 KNELL T substitution in
06:40	2 PIPPEN JR. S free throw 2 - 2 made (11)	57-57	0	
06:24				21 KNELL T 3pt FG , jump shot missed
06:21	10 STUTE M defensive rebound (7)			
06:01	2 PIPPEN JR. S foul drawn (5)			13 BARCELLO A foul personal (4 - 7)
06:01				13 BARCELLO A substitution out
06:01				20 JOHNSON S substitution in
06:01				33 LOHNER C substitution out
06:01				45 TRAORE F substitution in
06:01	2 PIPPEN JR. S 1&1 free throw 1 made (12)	58-57	1	
06:01	2 PIPPEN JR. S 1&1 free throw 2 made (13)	59-57	2	
05:34		59-60	-1	5 GEORGE G 3pt FG , jump shot made (5)
05:34				21 KNELL T assist (2)
05:22	2 PIPPEN JR. S 2pt FG outside the paint, step back jump shot missed			
05:19				defensive rebound (39)
05:07				20 JOHNSON S 3pt FG , jump shot missed
05:05				45 TRAORE F offensive rebound (13)
05:04	4 WRIGHT J steal (2)			45 TRAORE F turnover lost ball (2)
04:33	42 MILLORA-BROWN Q 2pt FG from turnover in the paint, layup missed			
04:31	4 WRIGHT J offensive rebound (4)			
04:25	2 PIPPEN JR. S 2pt FG from turnover second chance in the paint, driving layup made (15)	61-60	1	
04:07				3 LUCAS T 2pt FG in the paint, layup blocked
04:07	42 MILLORA-BROWN Q block (2)			
04:05	42 MILLORA-BROWN Q defensive rebound (9)			
04:03	2 PIPPEN JR. S foul drawn (6)			21 KNELL T foul personal (4 - 8)
04:03				21 KNELL T substitution out
04:03				13 BARCELLO A substitution in
04:03	2 PIPPEN JR. S 1&1 free throw 1 missed			
04:03				45 TRAORE F defensive rebound (14)



Official Basketball Play by Play - Second Half
BYU at Vanderbilt
 12/23/21 SimpliFi Arena at Stan Sheriff Center, Honolulu, HI
 2021-22 Men's Basketball

Game Time: 5:00 PM
 Game Duration: 1:57

Officials: Keith Kimble, Marques Pettigrew, Bart Lenox

Game Time	Van	Score	Diff	BYU
03:42	2 PIPPEN JR. S foul drawn (7)			20 JOHNSON S foul offensive (3 - 9)
03:42				20 JOHNSON S turnover offensive (3)
03:42	Timeout media			
03:42				45 TRAORE F substitution out
03:42				33 LOHNER C substitution in
03:28	2 PIPPEN JR. S 2pt FG from turnover in the paint, driving layup made (17)	63-60	3	
03:16		63-62	1	13 BARCELLO A 2pt FG in the paint, driving layup made (12)
02:58	2 PIPPEN JR. S 2pt FG in the paint, layup made (19)	65-62	3	
02:41	3 CHATMAN R steal (1)			13 BARCELLO A turnover bad pass (4)
02:21	2 PIPPEN JR. S 2pt FG from turnover in the paint, driving layup made (21)	67-62	5	
02:03		67-64	3	33 LOHNER C 2pt FG in the paint, layup made (11)
02:03				5 GEORGE G assist (2)
01:33	2 PIPPEN JR. S turnover lost ball (4)			33 LOHNER C steal (2)
01:29	2 PIPPEN JR. S steal (1)			33 LOHNER C turnover lost ball (2)
01:25	2 PIPPEN JR. S 2pt FG fast break from turnover in the paint, driving layup made (23)	69-64	5	
01:21				Timeout 30 Sec
01:21				3 LUCAS T substitution out
01:21				33 LOHNER C substitution out
01:21				21 KNELL T substitution in
01:21				45 TRAORE F substitution in
01:06		69-67	2	13 BARCELLO A 3pt FG , jump shot made (15)
01:03				Timeout 30 Sec
01:03				13 BARCELLO A substitution out
01:03				21 KNELL T substitution out
01:03				3 LUCAS T substitution in
01:03				24 KNIGHT S substitution in
00:41	2 PIPPEN JR. S 2pt FG in the paint, layup missed			
00:38				45 TRAORE F defensive rebound (15)
00:27				Timeout 60 Sec
00:27				5 GEORGE G substitution out
00:27				20 JOHNSON S substitution out
00:27				13 BARCELLO A substitution in
00:27				21 KNELL T substitution in
00:23	10 STUTE M foul personal (3 - 6)			13 BARCELLO A foul drawn (2)
00:08				13 BARCELLO A 2pt FG in the paint, driving layup missed
00:05				13 BARCELLO A offensive rebound (5)
00:05				13 BARCELLO A 2pt FG second chance in the paint, layup missed
00:02	42 MILLORA-BROWN Q defensive rebound (10)			
END OF GAME				
Van 69-67 BYU				



BYU at Vanderbilt

12/23/21 SimpliFi Arena at Stan Sheriff Center, Honolulu, HI
2021-22 Men's Basketball

Game Time: 5:00 PM
Game Duration: 1:57

Officials: Keith Kimble, Marques Pettigrew, Bart Lenox

BYU - 32

NO.	Name	F	Min	FG			3P			FT			Rebounds			Fouls		TP	AS	TO	ST	Blocks		+/-
				M-A	M-A	M-A	OR	DR	TOT	PF	FD	BS	BA											
4	Atiki Ally Atiki	F	02:24	0-0	0-0	0-0	0	0	0	0	0	0	0	0	0	0	0	0	0	0	0	0	-5	
33	Caleb Lohner	F	13:09	4-5	1-1	0-0	0	2	2	0	0	9	0	1	1	1	0	1	1	1	0	0	-10	
3	Te'Jon Lucas	G	14:37	1-2	0-0	0-0	0	0	0	1	2	2	2	1	0	0	1	0	0	1	0	0	-11	
13	Alex Barcello	G	12:15	2-7	1-3	0-0	1	0	1	3	1	5	1	3	0	0	0	0	0	0	0	0	-7	
21	Trevin Knell	G	11:37	1-3	1-2	0-0	0	0	0	3	1	3	1	0	0	0	0	0	0	0	0	0	-4	
45	Fousseyni Traore		12:42	2-3	0-0	0-0	3	5	8	0	0	4	0	2	1	0	0	0	0	0	0	3		
20	Spencer Johnson		15:50	2-7	0-3	1-2	1	2	3	1	1	5	2	1	0	0	0	0	0	0	0	0		
5	Gideon George		11:18	1-1	1-1	0-0	0	0	0	1	0	3	1	0	1	0	0	0	0	0	0	-2		
24	Seneca Knight		06:08	0-1	0-0	1-2	1	1	2	0	1	1	0	0	0	0	0	0	0	0	0	1		
Team							0	1	1			0			0									
Totals				13-29	4-10	2-4	6	11	17	9	6	32	7	8	3	1	1						-7	

Shooting By Period		
2 nd FG%	13-29	44.8%
3PT%	4-10	40.0%
FT%	2-4	50%
GM FG%	13-29	44.8%
3PT%	4-10	40.0%
FT%	2-4	50.0%

Dead Ball Rebounds: 2, 0

Technical Fouls::NONE

Vanderbilt - 39

NO.	Name	F	Min	FG			3P			FT			Rebounds			Fouls		TP	AS	TO	ST	Blocks		+/-
				M-A	M-A	M-A	OR	DR	TOT	PF	FD	BS	BA											
10	Myles Stute	F	15:55	2-3	1-2	0-0	2	2	4	1	2	5	1	1	0	0	0	0	0	0	0	0	11	
42	Quentin Millora-Brown	F	15:55	0-2	0-0	0-0	3	2	5	0	1	0	1	0	0	0	1	0	0	1	0	0	11	
2	Scotty Pippen Jr.	G	12:06	6-9	0-1	4-5	0	0	0	1	4	16	0	2	1	0	0	0	0	0	0	9		
3	Rodney Chatman	G	10:12	0-0	0-0	0-0	0	1	1	2	1	0	0	0	0	1	0	0	0	0	0	9		
4	Jordan Wright	G	16:49	4-9	0-3	2-2	1	2	3	0	1	10	0	0	2	0	1	0	0	0	1	8		
5	Shane Dezonie		08:48	1-3	1-2	0-0	0	1	1	0	0	3	1	1	0	0	0	0	0	0	0	-5		
12	Trey Thomas		09:48	2-4	1-2	0-0	0	1	1	1	0	5	1	0	1	0	0	0	0	0	0	-2		
0	Tyrin Lawrence		03:11	0-0	0-0	0-0	0	0	0	0	0	0	0	0	0	0	0	0	0	0	0	-1		
11	Gabe Dorsey		03:11	0-1	0-1	0-0	0	0	0	0	0	0	0	0	0	0	0	0	0	0	0	-1		
15	Terren Frank		04:05	0-0	0-0	0-0	0	1	1	1	0	0	0	0	0	0	0	0	0	0	0	-4		
Team							0	0	0			0			0									
Totals				15-31	3-11	6-7	6	10	16	6	9	39	4	4	5	1	1						7	

Shooting By Period		
2 nd FG%	15-31	48.4%
3PT%	3-11	27.3%
FT%	6-7	85.7%
GM FG%	15-31	48.4%
3PT%	3-11	27.3%
FT%	6-7	85.7%

Dead Ball Rebounds: 0, 0

Technical Fouls::NONE

	BYU	Van
Biggest lead	5 (2 nd 19:27)	5 (2 nd 2:21)
Best Scoring Run	5(2 nd 14:23)	7(2 nd 13:16)
Lead Changes	11	
Times Tied	5	
Time with Lead	08:41	07:46

Points from	BYU	Van
Turnovers	4	12
Paint	18	22
Second Chance	7	4
Fast Breaks	3	12
Bench	13	8

	Period by Period Scoring		
	1st	2nd	TOT
BYU	35	32	67
Van	30	39	69



BYU at Vanderbilt

12/23/21 SimpliFi Arena at Stan Sheriff Center, Honolulu, HI
2021-22 Men's Basketball

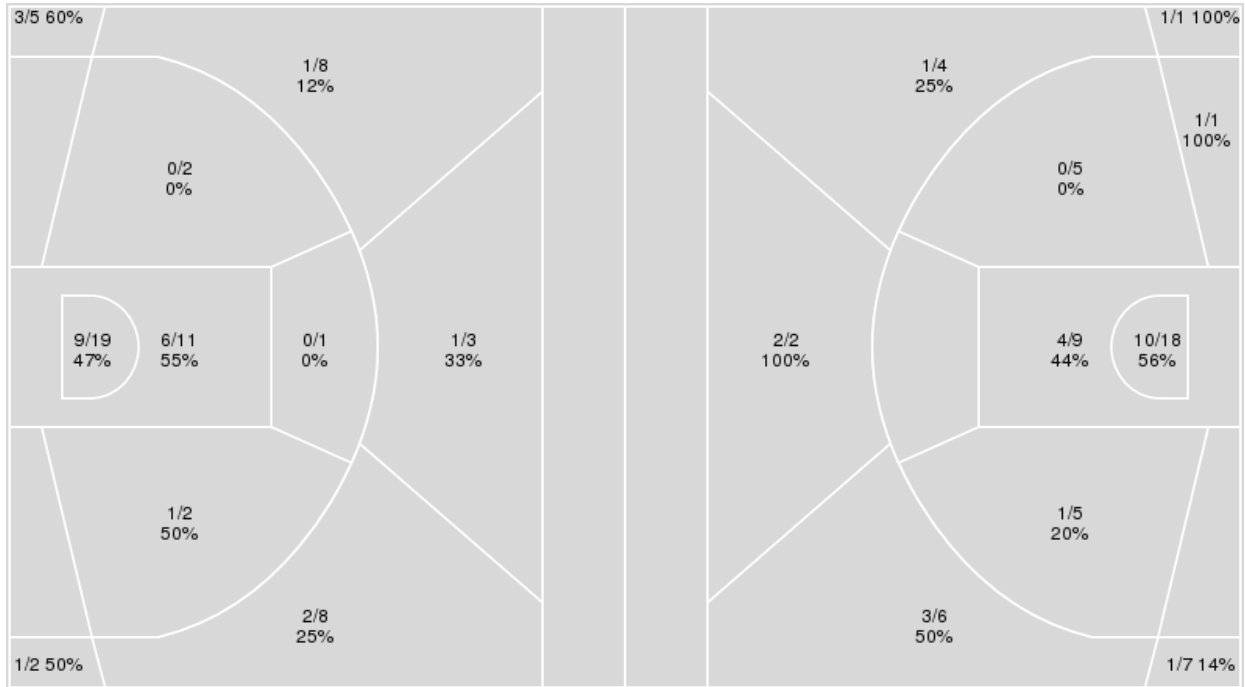
Officials: Keith Kimble, Marques Pettigrew, Bart Lenox

{ Players => 0, 1, 2, 3, 4, 5, 10, 11, 12, 15, 20, 21, 22, 23, 33, 42; } FG
Types => All; Results => All;

{ Players => 0, 1, 2, 3, 4, 5, 10, 13, 20, 21, 24, 33, 40, 42, 45, 51, 55; }
FG Types => All; Results => All;

Vanderbilt

BYU



Vanderbilt	M/A	%
Field Goals	24/61	39
2 Points	16/35	46
3 Points	8/26	31
Free Throws	13/18	72

BYU	M/A	%
Field Goals	24/58	41
2 Points	16/38	42
3 Points	8/20	40
Free Throws	11/15	73



BYU at Vanderbilt

12/23/21 SimpliFi Arena at Stan Sheriff Center, Honolulu, HI
2021-22 Men's Basketball

Officials: Keith Kimble, Marques Pettigrew, Bart Lenox

BYU

No	Name	Mins		Score		Points Diff		Points per Min		Assists		Rebounds		Steals		Turnovers	
		On	Off	On	Off	On	Off	On	Off	On	Off	On	Off	On	Off	On	Off
3	Te'Jon Lucas	31:01	08:59	50 - 61	17 - 8	-11	9	1.61	1.89	9	4	33	10	2	4	17	2
4	Atiki Ally Atiki	04:04	35:56	4 - 15	63 - 54	-11	9	0.98	1.75	0	13	1	42	0	6	3	16
5	Gideon George	17:11	22:49	24 - 25	43 - 44	-1	-1	1.40	1.88	5	8	19	24	4	2	7	12
13	Alex Barcello	30:15	09:45	49 - 49	18 - 20	0	-2	1.62	1.85	8	5	35	8	5	1	16	3
20	Spencer Johnson	27:15	12:45	49 - 45	18 - 24	4	-6	1.80	1.41	11	2	30	13	6	0	12	7
21	Trevin Knell	20:30	19:30	39 - 41	28 - 28	-2	0	1.90	1.44	8	5	15	28	2	4	9	10
24	Seneca Knight	20:50	19:10	28 - 24	39 - 45	4	-6	1.34	2.03	5	8	32	11	4	2	9	10
33	Caleb Lohner	24:04	15:56	46 - 51	21 - 18	-5	3	1.91	1.32	11	2	16	27	5	1	12	7
45	Fousseyni Traore	24:50	15:10	46 - 34	21 - 35	12	-14	1.85	1.38	8	5	34	9	2	4	10	9

Vanderbilt

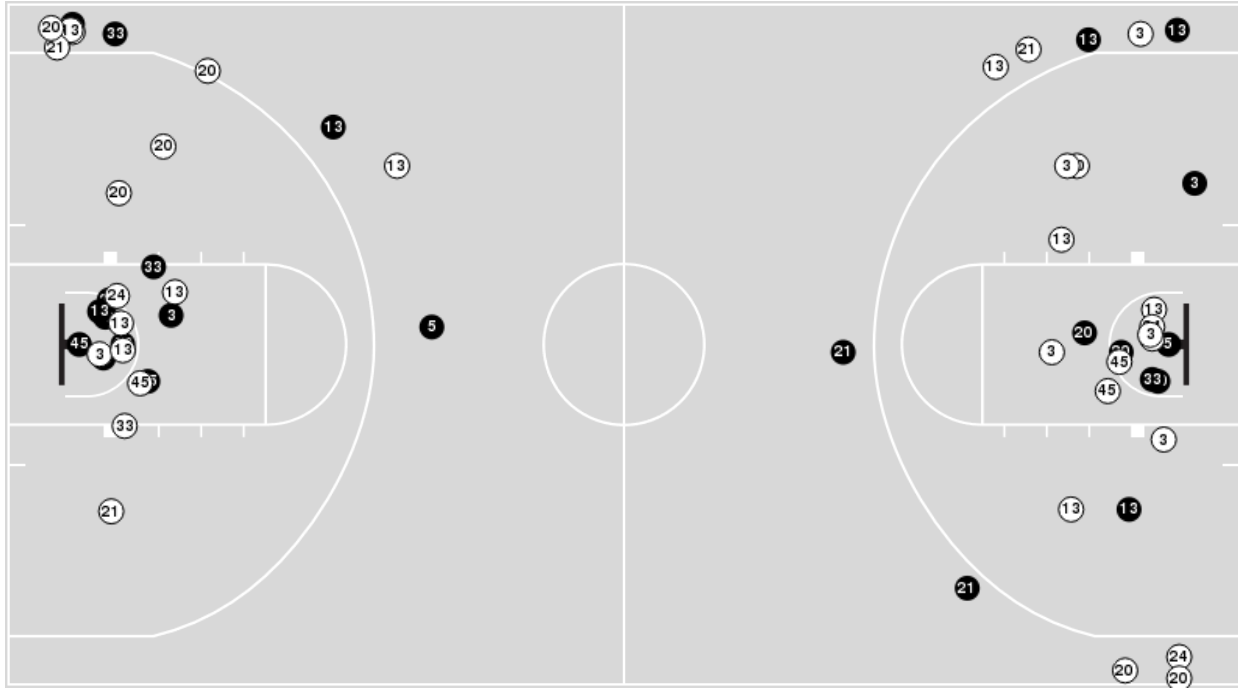
No	Name	Mins		Score		Points Diff		Points per Min		Assists		Rebounds		Steals		Turnovers	
		On	Off	On	Off	On	Off	On	Off	On	Off	On	Off	On	Off	On	Off
0	Tyrin Lawrence	06:59	33:01	6 - 10	63 - 57	-4	6	0.86	1.91	1	11	4	27	1	7	4	6
2	Scotty Pippen Jr.	27:40	12:20	51 - 43	18 - 24	8	-6	1.84	1.46	8	4	23	8	6	2	5	5
3	Rodney Chatman	24:21	15:39	40 - 39	29 - 28	1	1	1.64	1.85	6	6	18	13	7	1	6	4
4	Jordan Wright	30:28	09:32	57 - 53	12 - 14	4	-2	1.87	1.26	9	3	24	7	7	1	7	3
5	Shane Dezonie	14:39	25:21	24 - 26	45 - 41	-2	4	1.64	1.78	5	7	11	20	2	6	4	6
10	Myles Stute	32:17	07:43	63 - 54	6 - 13	9	-7	1.95	0.78	11	1	27	4	7	1	6	4
11	Gabe Dorsey	03:11	36:49	3 - 4	66 - 63	-1	3	0.94	1.79	1	11	2	29	0	8	1	9
12	Trey Thomas	20:25	19:35	32 - 39	37 - 28	-7	9	1.57	1.89	7	5	15	16	2	6	7	3
15	Terren Frank	08:53	31:07	6 - 14	63 - 53	-8	10	0.68	2.02	2	10	4	27	2	6	5	5
42	Quentin Millora-Brown	31:07	08:53	63 - 53	6 - 14	10	-8	2.02	0.68	10	2	27	4	6	2	5	5



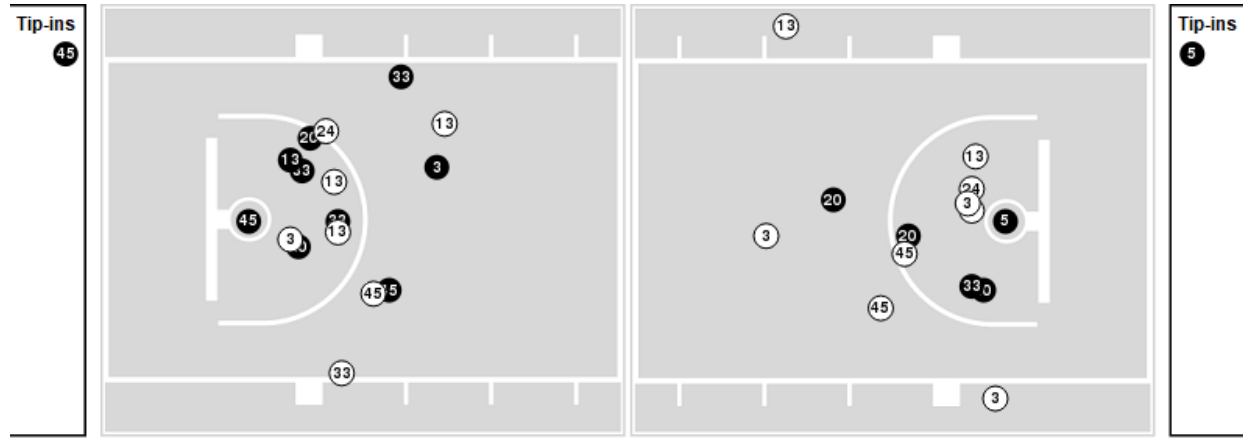
Players => 0, 1, 2, 3, 4, 5, 10, 13, 20, 21, 24, 33, 40, 42, 45, 51, 55FG Types=>AllResults=>All

BYU

All Field Goals



Blow Up Chart



● Made ○ Missed N - Player Number

BYU	M/A	%
Field Goals	24/58	41
2 Points	16/38	42
3 Points	8/20	40
Free Throws	11/15	73

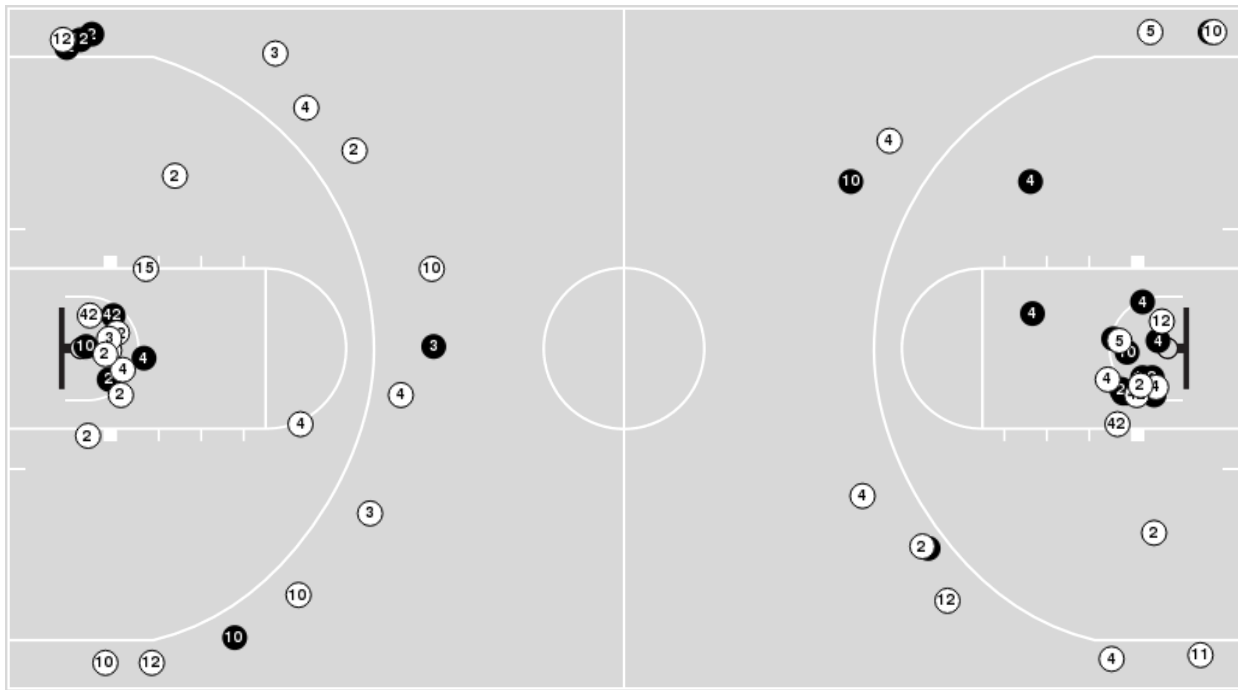
BYU	M/A	%
Points in the Paint	28 (14 / 27)	52
Fast Break Points	15 (10/12)	83
Second Chance Points	11 (5/11)	45
Effective FG%	48	



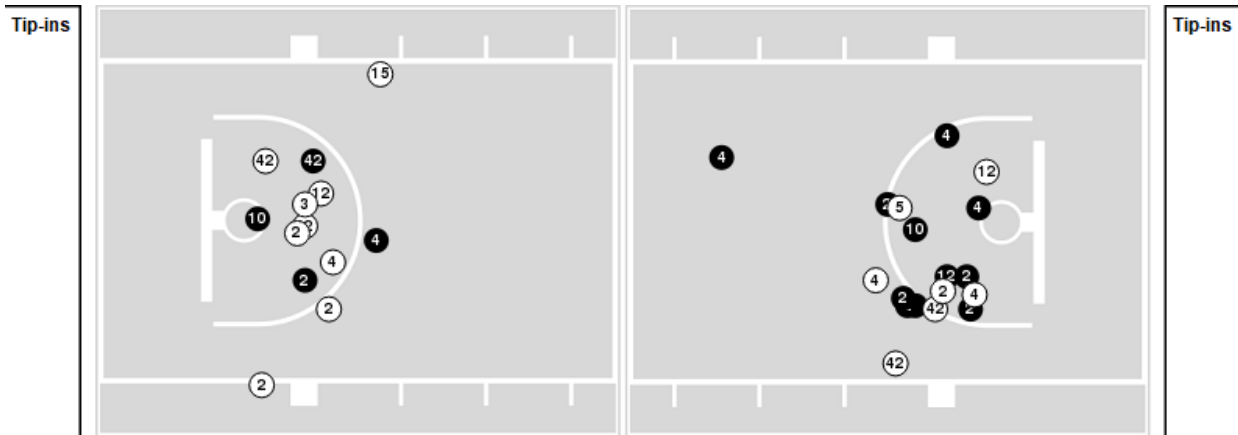
Players => 0, 1, 2, 3, 4, 5, 10, 11, 12, 15, 20, 21, 22, 23, 33, 42 FG Types=>All Results=>All

Vanderbilt

All Field Goals



Blow Up Chart



● Made ○ Missed N - Player Number

Vanderbilt	M/A	%
Field Goals	24/61	39
2 Points	16/35	46
3 Points	8/26	31
Free Throws	13/18	72

Vanderbilt	M/A	%
Points in the Paint	30 (15 / 30)	50
Fast Break Points	14 (8/9)	89
Second Chance Points	4 (2/8)	25
Effective FG%	46	



Official Basketball Rotations Summary - Final
BYU at Vanderbilt
 12/23/21 SimpliFi Arena at Stan Sheriff Center, Honolulu, HI
 2021-22 Men's Basketball

Game Time: 5:00 PM
 Game Duration: 1:57

Officials: Keith Kimble, Marques Pettigrew, Bart Lenox

BYU

Lineup	Quarter On	Time On	Quarter Off	Time Off	Time on Court	Score	Score Diff	Reb	Stl	Tov	Ass	PPP
3- Lucas T/ 4- Ally Atiki A/ 13- Barcello A/ 21- Knell T/ 33- Lohner C/	1	20:00	1	18:20	01:40	2-8	-6	0	0	2	0	0.5000
3- Lucas T/ 13- Barcello A/ 21- Knell T/ 33- Lohner C/ 45- Traore F/	1	18:20	1	15:17	03:03	12-3	9	4	0	0	2	2.2059
3- Lucas T/ 5- George G/ 13- Barcello A/ 24- Knight S/ 45- Traore F/	1	15:17	1	12:46	02:31	2-3	-1	4	0	1	0	0.5000
5- George G/ 13- Barcello A/ 20- Johnson S/ 24- Knight S/ 33- Lohner C/	1	12:46	1	10:29	02:17	5-0	5	2	2	2	2	1.0246
3- Lucas T/ 5- George G/ 20- Johnson S/ 24- Knight S/ 33- Lohner C/	1	10:29	1	09:59	00:30	0-2	-2	1	0	0	0	0.0000
3- Lucas T/ 5- George G/ 20- Johnson S/ 21- Knell T/ 45- Traore F/	1	09:59	1	09:24	00:35	0-1	-1	0	0	0	0	0.0000
3- Lucas T/ 20- Johnson S/ 21- Knell T/ 24- Knight S/ 45- Traore F/	1	09:24	1	08:29	00:55	2-1	1	1	0	0	0	2.2727
3- Lucas T/ 13- Barcello A/ 21- Knell T/ 24- Knight S/ 45- Traore F/	1	08:29	1	07:08	01:21	0-1	-1	3	0	2	0	0.0000
13- Barcello A/ 20- Johnson S/ 21- Knell T/ 24- Knight S/ 33- Lohner C/	1	07:08	1	05:49	01:19	2-2	0	0	1	0	1	1.0000
3- Lucas T/ 13- Barcello A/ 20- Johnson S/ 24- Knight S/ 33- Lohner C/	1	05:49	1	03:43	02:06	3-4	-1	2	0	2	1	0.7500
3- Lucas T/ 13- Barcello A/ 20- Johnson S/ 24- Knight S/ 45- Traore F/	1	03:43	1	00:43	03:00	5-5	0	6	0	2	0	0.8865
3- Lucas T/ 13- Barcello A/ 21- Knell T/ 24- Knight S/ 45- Traore F/	1	00:43	1	00:43	00:00	0-0	0	0	0	0	0	0.0000
3- Lucas T/ 13- Barcello A/ 20- Johnson S/ 24- Knight S/ 45- Traore F/	1	00:43	2	20:00	00:43	2-0	2	3	0	0	0	2.0000
3- Lucas T/ 4- Ally Atiki A/ 13- Barcello A/ 21- Knell T/ 33- Lohner C/	2	20:00	2	17:36	02:24	2-7	-5	1	0	1	0	0.5000
3- Lucas T/ 13- Barcello A/ 21- Knell T/ 33- Lohner C/ 45- Traore F/	2	17:36	2	16:56	00:40	0-1	-1	0	0	1	0	0.0000
3- Lucas T/ 20- Johnson S/ 21- Knell T/ 33- Lohner C/ 45- Traore F/	2	16:56	2	11:45	05:11	13-12	1	3	1	2	4	1.4640
5- George G/ 13- Barcello A/ 20- Johnson S/ 24- Knight S/ 45- Traore F/	2	11:45	2	08:34	03:11	4-3	1	5	1	0	1	0.9009
5- George G/ 13- Barcello A/ 20- Johnson S/ 24- Knight S/ 33- Lohner C/	2	08:34	2	06:40	01:54	3-3	0	3	0	0	0	0.8721
3- Lucas T/ 5- George G/ 13- Barcello A/ 21- Knell T/ 33- Lohner C/	2	06:40	2	06:01	00:39	0-1	-1	0	0	0	0	0.0000
3- Lucas T/ 5- George G/ 20- Johnson S/ 21- Knell T/ 33- Lohner C/	2	06:01	2	06:01	00:00	0-0	0	0	0	0	0	0.0000
3- Lucas T/ 5- George G/ 20- Johnson S/ 21- Knell T/ 45- Traore F/	2	06:01	2	04:03	01:58	3-4	-1	2	0	1	1	1.0000
3- Lucas T/ 5- George G/ 13- Barcello A/ 20- Johnson S/ 45- Traore F/	2	04:03	2	03:42	00:21	0-0	0	1	0	1	0	0.0000
3- Lucas T/ 5- George G/ 13- Barcello A/ 20- Johnson S/ 33- Lohner C/	2	03:42	2	01:21	02:21	4-8	-4	0	1	2	1	1.0000
5- George G/ 13- Barcello A/ 20- Johnson S/ 21- Knell T/ 45- Traore F/	2	01:21	2	01:03	00:18	3-0	3	0	0	0	0	3.0000
3- Lucas T/ 5- George G/ 20- Johnson S/ 24- Knight S/ 45- Traore F/	2	01:03	2	00:27	00:36	0-0	0	1	0	0	0	0.0000
3- Lucas T/ 13- Barcello A/ 21- Knell T/ 24- Knight S/ 45- Traore F/	2	00:27	2	00:00	00:27	0-0	0	1	0	0	0	0.0000



Official Basketball Rotations Summary - Final
BYU at Vanderbilt
 12/23/21 SimpliFi Arena at Stan Sheriff Center, Honolulu, HI
 2021-22 Men's Basketball

Game Time: 5:00 PM
 Game Duration: 1:57

Officials: Keith Kimble, Marques Pettigrew, Bart Lenox

Vanderbilt

Lineup	Quarter On	Time On	Quarter Off	Time Off	Time on Court	Score	Score Diff	Reb	Stl	Tov	Ass	PPP
2- Phippen Jr. S/ 3- Chatman R/ 4- Wright J/ 10- Stute M/ 42- Millora-Brown Q/	1	20:00	1	15:17	04:43	11-14	-3	3	1	0	4	1.3033
2- Phippen Jr. S/ 3- Chatman R/ 5- Dezonie S/ 10- Stute M/ 15- Frank T/	1	15:17	1	13:58	01:19	0-0	0	1	1	1	0	0.0000
2- Phippen Jr. S/ 5- Dezonie S/ 10- Stute M/ 12- Thomas T/ 15- Frank T/	1	13:58	1	12:46	01:12	3-2	1	1	0	0	1	1.5000
0- Lawrence T/ 5- Dezonie S/ 10- Stute M/ 12- Thomas T/ 15- Frank T/	1	12:46	1	12:36	00:10	0-0	0	0	0	0	0	0.0000
0- Lawrence T/ 4- Wright J/ 5- Dezonie S/ 12- Thomas T/ 15- Frank T/	1	12:36	1	12:21	00:15	0-0	0	0	0	1	0	0.0000
0- Lawrence T/ 3- Chatman R/ 4- Wright J/ 12- Thomas T/ 15- Frank T/	1	12:21	1	10:29	01:52	0-5	-5	0	1	2	0	0.0000
0- Lawrence T/ 2- Phippen Jr. S/ 3- Chatman R/ 4- Wright J/ 42- Millora-Brown Q/	1	10:29	1	08:58	01:31	3-1	2	2	0	0	0	1.2295
2- Phippen Jr. S/ 3- Chatman R/ 4- Wright J/ 10- Stute M/ 42- Millora-Brown Q/	1	08:58	1	07:08	01:50	2-1	1	3	0	0	0	0.5319
2- Phippen Jr. S/ 4- Wright J/ 10- Stute M/ 12- Thomas T/ 42- Millora-Brown Q/	1	07:08	1	05:49	01:19	2-2	0	1	0	1	1	0.6667
2- Phippen Jr. S/ 5- Dezonie S/ 10- Stute M/ 12- Thomas T/ 42- Millora-Brown Q/	1	05:49	1	02:54	02:55	6-4	2	2	0	0	1	1.1278
2- Phippen Jr. S/ 3- Chatman R/ 10- Stute M/ 12- Thomas T/ 42- Millora-Brown Q/	1	02:54	1	02:09	00:45	0-4	-4	1	0	1	0	0.0000
3- Chatman R/ 4- Wright J/ 10- Stute M/ 12- Thomas T/ 42- Millora-Brown Q/	1	02:09	2	20:00	02:09	3-2	1	1	0	0	1	1.5000
2- Phippen Jr. S/ 3- Chatman R/ 4- Wright J/ 10- Stute M/ 42- Millora-Brown Q/	2	20:00	2	16:28	03:32	8-2	6	3	1	1	1	1.3605
2- Phippen Jr. S/ 4- Wright J/ 10- Stute M/ 12- Thomas T/ 42- Millora-Brown Q/	2	16:28	2	16:28	00:00	0-0	0	0	0	0	0	0.0000
4- Wright J/ 5- Dezonie S/ 10- Stute M/ 12- Thomas T/ 42- Millora-Brown Q/	2	16:28	2	11:45	04:43	12-13	-1	5	1	1	2	1.5000
0- Lawrence T/ 5- Dezonie S/ 11- Dorsey G/ 12- Thomas T/ 15- Frank T/	2	11:45	2	08:34	03:11	3-4	-1	2	0	1	1	0.6000
2- Phippen Jr. S/ 4- Wright J/ 5- Dezonie S/ 12- Thomas T/ 15- Frank T/	2	08:34	2	07:40	00:54	0-3	-3	0	0	0	0	0.0000
2- Phippen Jr. S/ 4- Wright J/ 10- Stute M/ 12- Thomas T/ 42- Millora-Brown Q/	2	07:40	2	06:40	01:00	3-0	3	2	0	0	0	1.2295
2- Phippen Jr. S/ 3- Chatman R/ 4- Wright J/ 10- Stute M/ 42- Millora-Brown Q/	2	06:40	2	00:00	06:40	13-10	3	4	3	1	0	1.3320



BYU at Vanderbilt

12/23/21 SimpliFi Arena at Stan Sheriff Center, Honolulu, HI
2021-22 Men's Basketball

Game Time: 5:00 PM
Game Duration: 1:57

Officials: Keith Kimble, Marques Pettigrew, Bart Lenox

BYU

Lineup	Time	Score	Score Diff	Pts/Min	Reb	Stl	Tov	Ass	PPP
3- Lucas T/ 20- Johnson S/ 21- Knell T/ 33- Lohner C/ 45- Traore F/	05:11	13-12	1	2.5080	3	1	2	4	1.4640
5- George G/ 13- Barcello A/ 20- Johnson S/ 24- Knight S/ 33- Lohner C/	04:11	8-3	5	1.9124	5	2	2	2	0.9615
3- Lucas T/ 4- Ally Atiki A/ 13- Barcello A/ 21- Knell T/ 33- Lohner C/	04:04	4-15	-11	0.9836	1	0	3	0	0.5000
3- Lucas T/ 13- Barcello A/ 21- Knell T/ 33- Lohner C/ 45- Traore F/	03:43	12-4	8	3.2287	4	0	1	2	1.8634
3- Lucas T/ 13- Barcello A/ 20- Johnson S/ 24- Knight S/ 45- Traore F/	03:43	7-5	2	1.8834	9	0	2	0	1.0542
5- George G/ 13- Barcello A/ 20- Johnson S/ 24- Knight S/ 45- Traore F/	03:11	4-3	1	1.2565	5	1	0	1	0.9009
3- Lucas T/ 5- George G/ 20- Johnson S/ 21- Knell T/ 45- Traore F/	02:33	3-5	-2	1.1765	2	0	1	1	0.7500
3- Lucas T/ 5- George G/ 13- Barcello A/ 24- Knight S/ 45- Traore F/	02:31	2-3	-1	0.7947	4	0	1	0	0.5000
3- Lucas T/ 5- George G/ 13- Barcello A/ 20- Johnson S/ 33- Lohner C/	02:21	4-8	-4	1.7021	0	1	2	1	1.0000
3- Lucas T/ 13- Barcello A/ 20- Johnson S/ 24- Knight S/ 33- Lohner C/	02:06	3-4	-1	1.4286	2	0	2	1	0.7500
3- Lucas T/ 13- Barcello A/ 21- Knell T/ 24- Knight S/ 45- Traore F/	01:48	0-1	-1	0.0000	4	0	2	0	0.0000
13- Barcello A/ 20- Johnson S/ 21- Knell T/ 24- Knight S/ 33- Lohner C/	01:19	2-2	0	1.5190	0	1	0	1	1.0000
3- Lucas T/ 20- Johnson S/ 21- Knell T/ 24- Knight S/ 45- Traore F/	00:55	2-1	1	2.1818	1	0	0	0	2.2727
3- Lucas T/ 5- George G/ 13- Barcello A/ 21- Knell T/ 33- Lohner C/	00:39	0-1	-1	0.0000	0	0	0	0	0.0000
3- Lucas T/ 5- George G/ 20- Johnson S/ 24- Knight S/ 45- Traore F/	00:36	0-0	0	0.0000	1	0	0	0	0.0000
3- Lucas T/ 5- George G/ 20- Johnson S/ 24- Knight S/ 33- Lohner C/	00:30	0-2	-2	0.0000	1	0	0	0	0.0000
3- Lucas T/ 5- George G/ 13- Barcello A/ 20- Johnson S/ 45- Traore F/	00:21	0-0	0	0.0000	1	0	1	0	0.0000
5- George G/ 13- Barcello A/ 20- Johnson S/ 21- Knell T/ 45- Traore F/	00:18	3-0	3	10.0000	0	0	0	0	3.0000
3- Lucas T/ 5- George G/ 20- Johnson S/ 21- Knell T/ 33- Lohner C/	00:00	0-0	0	NaN	0	0	0	0	0.0000



BYU at Vanderbilt

12/23/21 SimpliFi Arena at Stan Sheriff Center, Honolulu, HI
2021-22 Men's Basketball

Game Time: 5:00 PM
Game Duration: 1:57

Officials: Keith Kimble, Marques Pettigrew, Bart Lenox

Vanderbilt

Lineup	Time	Score	Score Diff	Pts/Min	Reb	Stl	Tov	Ass	PPP
2- Phippen Jr. S/ 3- Chatman R/ 4- Wright J/ 10- Stute M/ 42- Millora-Brown Q/	16:45	34-27	7	2.0299	13	5	2	5	1.2213
4- Wright J/ 5- Dezonie S/ 10- Stute M/ 12- Thomas T/ 42- Millora-Brown Q/	04:43	12-13	-1	2.5442	5	1	1	2	1.5000
0- Lawrence T/ 5- Dezonie S/ 11- Dorsey G/ 12- Thomas T/ 15- Frank T/	03:11	3-4	-1	0.9424	2	0	1	1	0.6000
2- Phippen Jr. S/ 5- Dezonie S/ 10- Stute M/ 12- Thomas T/ 42- Millora-Brown Q/	02:55	6-4	2	2.0571	2	0	0	1	1.1278
2- Phippen Jr. S/ 4- Wright J/ 10- Stute M/ 12- Thomas T/ 42- Millora-Brown Q/	02:19	5-2	3	2.1583	3	0	1	1	0.9191
3- Chatman R/ 4- Wright J/ 10- Stute M/ 12- Thomas T/ 42- Millora-Brown Q/	02:09	3-2	1	1.3953	1	0	0	1	1.5000
0- Lawrence T/ 3- Chatman R/ 4- Wright J/ 12- Thomas T/ 15- Frank T/	01:52	0-5	-5	0.0000	0	1	2	0	0.0000
0- Lawrence T/ 2- Phippen Jr. S/ 3- Chatman R/ 4- Wright J/ 42- Millora-Brown Q/	01:31	3-1	2	1.9780	2	0	0	0	1.2295
2- Phippen Jr. S/ 3- Chatman R/ 5- Dezonie S/ 10- Stute M/ 15- Frank T/	01:19	0-0	0	0.0000	1	1	1	0	0.0000
2- Phippen Jr. S/ 5- Dezonie S/ 10- Stute M/ 12- Thomas T/ 15- Frank T/	01:12	3-2	1	2.5000	1	0	0	1	1.5000
2- Phippen Jr. S/ 4- Wright J/ 5- Dezonie S/ 12- Thomas T/ 15- Frank T/	00:54	0-3	-3	0.0000	0	0	0	0	0.0000
2- Phippen Jr. S/ 3- Chatman R/ 10- Stute M/ 12- Thomas T/ 42- Millora-Brown Q/	00:45	0-4	-4	0.0000	1	0	1	0	0.0000
0- Lawrence T/ 4- Wright J/ 5- Dezonie S/ 12- Thomas T/ 15- Frank T/	00:15	0-0	0	0.0000	0	0	1	0	0.0000
0- Lawrence T/ 5- Dezonie S/ 10- Stute M/ 12- Thomas T/ 15- Frank T/	00:10	0-0	0	0.0000	0	0	0	0	0.0000