



Official Basketball Box Score - Final
Loyola Chicago at Vanderbilt
 12/10/21 Memorial Gymnasium, Nashville
 2021-22 Men's Basketball

Game Time: 7:00 PM
 Game Duration: 1:52
 Attendance: 7,002

Officials: Don Daily, Joe Lindsay, Owen Shortt

Loyola Chicago - 69

Record: 9-2

NO.	Name	Min	FG			Rebounds			Fouls		TP	AS	TO	ST	Blocks		+/-
			M-A	M-A	M-A	OR	DR	TOT	PF	FD					BS	BA	
30	Aher Uguak	F 29:13	2-7	1-4	0-0	0	0	0	1	0	5	0	0	0	2	1	12
22	Jacob Hutson	C 25:19	3-5	1-2	0-2	1	3	4	3	1	7	1	1	0	0	0	5
1	Lucas Williamson	G 31:41	4-10	3-9	0-0	1	8	9	3	1	11	3	3	1	0	0	-2
4	Braden Norris	G 33:54	6-8	6-8	0-0	1	1	2	0	2	18	9	1	1	0	0	20
12	Marquise Kennedy	G 14:30	1-2	1-1	0-2	0	1	1	3	1	3	1	2	0	0	0	-1
13	Ryan Schwieger	17:27	5-10	3-7	1-1	0	4	4	4	2	14	1	3	0	0	0	9
23	Chris Knight	09:43	2-2	0-0	1-1	0	2	2	2	1	5	1	0	0	0	0	10
24	Tate Hall	12:38	0-1	0-0	0-0	2	1	3	1	1	0	2	0	0	0	0	11
5	Keith Clemons	10:35	1-2	1-2	0-0	0	1	1	0	1	3	1	0	1	0	0	1
0	Saint Thomas	10:57	1-3	1-3	0-0	1	2	3	2	1	3	0	0	0	0	0	-2
10	Tom Welch	03:09	0-1	0-1	0-0	0	1	1	1	0	0	0	0	0	1	0	-2
2	Ty Johnson	00:27	0-0	0-0	0-0	0	0	0	0	0	0	0	0	0	0	0	-3
45	Will Alcock	00:27	0-0	0-0	0-0	0	0	0	0	0	0	0	0	0	0	0	-3
Team						0	4	4			0		1				
Totals			25-51	17-37	2-6	6	28	34	20	11	69	19	11	3	3	1	11

Shooting By Period		
1st FG%	11-22	50.0%
3PT%	8-16	50.0%
FT%	0-0	0%
2nd FG%	14-29	48.3%
3PT%	9-21	42.9%
FT%	2-6	33.3%
GM FG%	25-51	49.0%
3PT%	17-37	45.9%
FT%	2-6	33.3%

Dead Ball Rebounds: 2, 0

Technical Fouls::NONE

Vanderbilt - 58

Record: 5-4

NO.	Name	Min	FG			Rebounds			Fouls		TP	AS	TO	ST	Blocks		+/-
			M-A	M-A	M-A	OR	DR	TOT	PF	FD					BS	BA	
10	Myles Stute	F 20:55	4-6	1-2	0-0	2	4	6	3	0	9	0	0	0	1	0	-3
42	Quentin Millora-Brown	F 28:34	1-1	0-0	0-0	2	3	5	0	1	2	1	1	1	0	0	-13
0	Tyrin Lawrence	G 32:05	2-12	0-2	3-3	0	4	4	2	2	7	1	1	2	0	0	-10
2	Scotty Pippen Jr.	G 35:45	7-18	1-6	8-10	2	3	5	1	10	23	0	1	1	0	2	-4
4	Jordan Wright	G 33:46	2-10	1-4	0-0	0	3	3	2	1	5	0	2	1	0	1	-20
23	Jamaine Mann	22:20	2-2	0-0	3-5	1	3	4	1	3	7	0	0	0	0	0	1
12	Trey Thomas	14:34	2-7	0-5	1-1	0	1	1	1	2	5	1	0	0	0	0	-9
5	Shane Dezonie	04:34	0-1	0-0	0-0	0	0	0	0	1	0	0	0	0	0	0	2
15	Terren Frank	02:58	0-0	0-0	0-0	0	0	0	1	0	0	0	0	0	0	0	3
11	Gabe Dorsey	04:29	0-0	0-0	0-0	0	0	0	0	0	0	0	0	0	0	0	-2
Team						4	1	5			0		0				
Totals			20-57	3-19	15-19	11	22	33	11	20	58	3	5	5	1	3	-11

Shooting By Period		
1st FG%	9-28	32.1%
3PT%	2-9	22.2%
FT%	7-9	77.8%
2nd FG%	11-29	37.9%
3PT%	1-10	10.0%
FT%	8-10	80%
GM FG%	20-57	35.1%
3PT%	3-19	15.8%
FT%	15-19	78.9%

Dead Ball Rebounds: 2, 0

Technical Fouls::NONE

	LOYOLA	VANDY
Biggest lead	16 (2 nd 0:56)	3 (1 st 18:49)
Best Scoring Run	11 (2 nd 10:49)	5 (1 st 14:00)
Lead Changes	3	
Times Tied	2	
Time with Lead	36:43	00:55

Points from	LOYOLA	VANDY
Turnovers	6	6
Paint	16	30
Second Chance	15	9
Fast Breaks	5	2
Bench	25	12

	Period by Period Scoring		
	1st	2nd	TOT
LOYOLA	30	39	69
VANDY	27	31	58



Period 1

Quarter Starters:

VANDY	0 Lawrence T	2 Phippen Jr. S	4 Wright J	10 Stute M	42 Millora-Brown Q
LOYOLA	1 Williamson L	4 Norris B	12 Kennedy M	22 Hutson J	30 Uguak A

Game Time	VANDY	Score	Diff	LOYOLA
20:00	42 MILLORA-BROWN Q jumpball won			22 HUTSON J jumpball lost
19:40	10 STUTE M 3pt FG , jump shot missed			
19:37				12 KENNEDY M defensive rebound (1)
19:16				12 KENNEDY M turnover lost ball (1)
18:49	2 PIPPEN JR. S 3pt FG from turnover, jump shot made (3)	3-0	3	
18:49	0 LAWRENCE T assist (1)			
18:39	2 PIPPEN JR. S foul personal (1 - 1)			4 NORRIS B foul drawn (1)
18:31		3-3	0	1 WILLIAMSON L 3pt FG , jump shot made (3)
18:31				4 NORRIS B assist (1)
18:05	4 WRIGHT J 2pt FG in the paint, jump shot missed			
18:03				22 HUTSON J defensive rebound (1)
17:41		3-5	-2	22 HUTSON J 2pt FG in the paint, dunk, made (2)
17:41				4 NORRIS B assist (2)
17:10	2 PIPPEN JR. S 2pt FG outside the paint, turnaround jump shot missed			
17:07				1 WILLIAMSON L defensive rebound (1)
16:47	42 MILLORA-BROWN Q steal (1)			12 KENNEDY M turnover lost ball (2)
16:47	42 MILLORA-BROWN Q foul drawn (1)			22 HUTSON J foul personal (1 - 1)
16:47				12 KENNEDY M substitution out
16:47				13 SCHWIEGER R substitution in
16:34	4 WRIGHT J 2pt FG from turnover in the paint, layup missed			
16:32				13 SCHWIEGER R defensive rebound (1)
16:18		3-8	-5	30 UGUAK A 3pt FG , jump shot made (3)
16:18				1 WILLIAMSON L assist (1)
15:55	2 PIPPEN JR. S 2pt FG in the paint, layup made (5)	5-8	-3	
15:40				13 SCHWIEGER R 2pt FG in the paint, jump shot missed
15:38	2 PIPPEN JR. S defensive rebound (1)			
15:24	2 PIPPEN JR. S 2pt FG in the paint, turnaround jump shot missed			
15:21				13 SCHWIEGER R defensive rebound (2)
15:06		5-11	-6	4 NORRIS B 3pt FG , jump shot made (3)
14:37	2 PIPPEN JR. S 2pt FG in the paint, layup blocked			
14:37				30 UGUAK A block (1)
14:37	offensive rebound (2)			
14:37	Timeout media			
14:37	10 STUTE M substitution out			
14:37	23 MANN J substitution in			
14:37				4 NORRIS B substitution out
14:37				22 HUTSON J substitution out
14:37				30 UGUAK A substitution out
14:37				12 KENNEDY M substitution in
14:37				23 KNIGHT C substitution in
14:37				24 HALL T substitution in
14:33	4 WRIGHT J 3pt FG second chance, jump shot made (3)	8-11	-3	



Loyola Chicago at Vanderbilt

12/10/21 Memorial Gymnasium, Nashville
2021-22 Men's Basketball

Game Time: 7:00 PM
Game Duration: 1:52
Attendance: 7,002

Officials: Don Daily, Joe Lindsay, Owen Shortt

Game Time	VANDY	Score	Diff	LOYOLA
14:16				13 SCHWIEGER R 3pt FG , jump shot missed
14:14	0 LAWRENCE T defensive rebound (1)			
14:00	0 LAWRENCE T foul drawn (1)			12 KENNEDY M foul shooting (1 - 2)
14:00	0 LAWRENCE T free throw 1 - 2 made (1)	9-11	-2	
14:00				1 WILLIAMSON L substitution out
14:00				12 KENNEDY M substitution out
14:00				4 NORRIS B substitution in
14:00				5 CLEMONS K substitution in
14:00	0 LAWRENCE T free throw 2 - 2 made (2)	10-11	-1	
13:44	2 PIPPEN JR. S substitution out			
13:44	12 THOMAS T substitution in			
13:33				13 SCHWIEGER R 3pt FG , jump shot missed
13:29	23 MANN J defensive rebound (1)			
13:20	0 LAWRENCE T 2pt FG in the paint, layup missed			
13:17				23 KNIGHT C defensive rebound (1)
13:10	4 WRIGHT J steal (1)			13 SCHWIEGER R turnover lost ball (1)
13:03	0 LAWRENCE T 2pt FG from turnover in the paint, dunk, missed			
13:00				5 CLEMONS K defensive rebound (1)
12:44		10-14	-4	13 SCHWIEGER R 3pt FG , jump shot made (3)
12:44				5 CLEMONS K assist (1)
12:13	0 LAWRENCE T 3pt FG , jump shot missed			
12:10				24 HALL T defensive rebound (1)
11:49				24 HALL T 2pt FG in the paint, layup missed
11:48	12 THOMAS T defensive rebound (1)			
11:48	12 THOMAS T foul drawn (1)			23 KNIGHT C foul personal (1 - 3)
11:48	Timeout media			
11:48	0 LAWRENCE T substitution out			
11:48	4 WRIGHT J substitution out			
11:48	42 MILLORA-BROWN Q substitution out			
11:48	2 PIPPEN JR. S substitution in			
11:48	5 DEZONIE S substitution in			
11:48	15 FRANK T substitution in			
11:48				13 SCHWIEGER R substitution out
11:48				23 KNIGHT C substitution out
11:48				24 HALL T substitution out
11:48				1 WILLIAMSON L substitution in
11:48				22 HUTSON J substitution in
11:48				30 UGUAK A substitution in
11:32	23 MANN J 2pt FG outside the paint, jump shot made (2)	12-14	-2	
11:13				22 HUTSON J 2pt FG in the paint, jump shot missed
11:11	23 MANN J defensive rebound (2)			
10:44	5 DEZONIE S 2pt FG in the paint, layup missed			
10:41	23 MANN J offensive rebound (3)			
10:39	2 PIPPEN JR. S 3pt FG second chance, jump shot missed			
10:37				1 WILLIAMSON L defensive rebound (2)
10:21	5 DEZONIE S foul drawn (1)			1 WILLIAMSON L foul offensive (1 - 4)
10:21				1 WILLIAMSON L turnover offensive (1)
10:21				5 CLEMONS K substitution out
10:21				13 SCHWIEGER R substitution in



Loyola Chicago at Vanderbilt

12/10/21 Memorial Gymnasium, Nashville
2021-22 Men's Basketball

Officials: Don Daily, Joe Lindsay, Owen Shortt

Game Time	VANDY	Score	Diff	LOYOLA
10:09	2 PIPPEN JR. S 3pt FG from turnover, jump shot missed			
10:07				13 SCHWIEGER R defensive rebound (3)
09:55				1 WILLIAMSON L 3pt FG , jump shot missed
09:53	23 MANN J defensive rebound (4)			
09:42	23 MANN J foul drawn (1)			13 SCHWIEGER R foul shooting (1 - 5)
09:42	23 MANN J free throw 1 - 2 missed			
09:42	offensive dead ball rebound (1)			
09:42	23 MANN J free throw 2 - 2 made (3)	13-14	-1	
09:42	23 MANN J substitution out			
09:42	42 MILLORA-BROWN Q substitution in			
09:36		13-16	-3	13 SCHWIEGER R 2pt FG in the paint, layup made (5)
09:36				4 NORRIS B assist (3)
09:12	2 PIPPEN JR. S 2pt FG in the paint, layup made (7)	15-16	-1	
08:50	15 FRANK T foul personal (1 - 2)			13 SCHWIEGER R foul drawn (1)
08:50	15 FRANK T substitution out			
08:50	4 WRIGHT J substitution in			
08:50				1 WILLIAMSON L substitution out
08:50				0 THOMAS S substitution in
08:38	2 PIPPEN JR. S steal (1)			13 SCHWIEGER R turnover lost ball (2)
08:32	2 PIPPEN JR. S 2pt FG fast break from turnover in the paint, layup made (9)	17-16	1	
08:13				22 HUTSON J 3pt FG , jump shot missed
08:11				0 THOMAS S offensive rebound (1)
08:04	12 THOMAS T foul personal (1 - 3)			4 NORRIS B foul drawn (2)
07:55		17-19	-2	13 SCHWIEGER R 3pt FG second chance, jump shot made (8)
07:55				4 NORRIS B assist (4)
07:23	2 PIPPEN JR. S 2pt FG outside the paint, jump shot missed			
07:18				0 THOMAS S defensive rebound (2)
07:14	4 WRIGHT J foul drawn (1)			13 SCHWIEGER R foul offensive (2 - 6)
07:14				13 SCHWIEGER R turnover offensive (3)
07:14	Timeout media			
07:14	5 DEZONIE S substitution out			
07:14	0 LAWRENCE T substitution in			
07:14				13 SCHWIEGER R substitution out
07:14				22 HUTSON J substitution out
07:14				1 WILLIAMSON L substitution in
07:14				23 KNIGHT C substitution in
06:50	12 THOMAS T 3pt FG from turnover, jump shot missed			
06:46				0 THOMAS S defensive rebound (3)
06:35	0 LAWRENCE T steal (1)			1 WILLIAMSON L turnover bad pass (2)
06:25	0 LAWRENCE T turnover lost ball (1)			1 WILLIAMSON L steal (1)
06:12				1 WILLIAMSON L 3pt FG from turnover, jump shot missed
06:09	42 MILLORA-BROWN Q defensive rebound (1)			
05:43	12 THOMAS T 2pt FG in the paint, driving layup made (2)	19-19	0	
05:22		19-22	-3	0 THOMAS S 3pt FG , jump shot made (3)
05:22				23 KNIGHT C assist (1)
04:59	4 WRIGHT J 2pt FG in the paint, layup blocked			
04:59				30 UGUAK A block (2)
04:59	offensive rebound (10)			



Loyola Chicago at Vanderbilt

12/10/21 Memorial Gymnasium, Nashville
2021-22 Men's Basketball

Game Time: 7:00 PM
Game Duration: 1:52
Attendance: 7,002

Officials: Don Daily, Joe Lindsay, Owen Shortt

Game Time	VANDY	Score	Diff	LOYOLA
04:59	12 THOMAS T substitution out			
04:59	10 STUTE M substitution in			
04:59				30 UGUAK A substitution out
04:59				24 HALL T substitution in
04:52	42 MILLORA-BROWN Q turnover lost ball (1)			4 NORRIS B steal (1)
04:35		19-25	-6	4 NORRIS B 3pt FG from turnover, jump shot made (6)
04:03	2 PIPPEN JR. S 2pt FG in the paint, jump shot made (11)	21-25	-4	
04:03	2 PIPPEN JR. S foul drawn (1)			0 THOMAS S foul shooting (1 - 7)
04:03				23 KNIGHT C substitution out
04:03				22 HUTSON J substitution in
04:03				0 THOMAS S substitution out
04:03				5 CLEMONS K substitution in
04:03	2 PIPPEN JR. S free throw 1 - 1 made (12)	22-25	-3	
03:50				4 NORRIS B 3pt FG , jump shot missed
03:46	0 LAWRENCE T defensive rebound (2)			
03:37	4 WRIGHT J foul offensive (1 - 4)			5 CLEMONS K foul drawn (1)
03:37	4 WRIGHT J turnover offensive (1)			
03:37				Timeout media
03:12				4 NORRIS B 3pt FG from turnover, jump shot missed
03:10				24 HALL T offensive rebound (2)
03:10	10 STUTE M foul personal (1 - 5)			24 HALL T foul drawn (1)
02:58		22-28	-6	5 CLEMONS K 3pt FG from turnover second chance, jump shot made (3)
02:58				22 HUTSON J assist (1)
02:29	2 PIPPEN JR. S 3pt FG , jump shot missed			
02:26	10 STUTE M offensive rebound (1)			
02:21	0 LAWRENCE T 2pt FG second chance in the paint, layup missed			
02:18	42 MILLORA-BROWN Q offensive rebound (2)			
02:10	2 PIPPEN JR. S foul drawn (2)			24 HALL T foul personal (1 - 8)
02:10	42 MILLORA-BROWN Q substitution out			
02:10	23 MANN J substitution in			
02:10				24 HALL T substitution out
02:10				30 UGUAK A substitution in
02:10	2 PIPPEN JR. S 1&1 free throw 1 made (13)	23-28	-5	
02:10	2 PIPPEN JR. S 1&1 free throw 2 made (14)	24-28	-4	
01:48		24-30	-6	1 WILLIAMSON L 2pt FG in the paint, layup made (5)
01:37	23 MANN J foul drawn (2)			22 HUTSON J foul shooting (2 - 9)
01:37	23 MANN J free throw 1 - 2 made (4)	25-30	-5	
01:37				5 CLEMONS K substitution out
01:37				0 THOMAS S substitution in
01:37	23 MANN J free throw 2 - 2 missed			
01:36				1 WILLIAMSON L defensive rebound (3)
01:20				1 WILLIAMSON L 3pt FG , jump shot missed
01:17	2 PIPPEN JR. S defensive rebound (2)			
01:07	10 STUTE M 2pt FG in the paint, driving layup made (2)	27-30	-3	
00:48	0 LAWRENCE T steal (2)			4 NORRIS B turnover bad pass (1)
00:42	0 LAWRENCE T 2pt FG from turnover in the paint, layup missed			
00:40				defensive rebound (16)
00:40				30 UGUAK A substitution out



Official Basketball Play by Play - First Half

Loyola Chicago at Vanderbilt

12/10/21 Memorial Gymnasium, Nashville
2021-22 Men's Basketball

Game Time: 7:00 PM
Game Duration: 1:52
Attendance: 7,002

Officials: Don Daily, Joe Lindsay, Owen Shortt

Game Time	VANDY	Score	Diff	LOYOLA
00:40				5 CLEMONS K substitution in
00:40				Timeout 30 Sec
00:09				turnover shot clock (9)
00:09	Timeout 30 Sec			
00:09	23 MANN J substitution out			
00:09	12 THOMAS T substitution in			
00:09				4 NORRIS B substitution out
00:09				5 CLEMONS K substitution out
00:09				24 HALL T substitution in
00:09				30 UGUAK A substitution in
00:02	12 THOMAS T 3pt FG from turnover, jump shot missed			
00:02				22 HUTSON J defensive rebound (2)
END OF PERIOD				
VANDY 27-30 LOYOLA				



Officials: Don Daily, Joe Lindsay, Owen Shortt

Loyola Chicago - 30

NO.	Name	F/C	Min	FG	3P	FT	Rebounds			Fouls		TP	AS	TO	ST	Blocks		+/-
				M-A	M-A	M-A	OR	DR	TOT	PF	FD					BS	BA	
30	Aher Uguak	F	13:51	1-1	1-1	0-0	0	0	0	0	0	3	0	0	0	2	0	2
22	Jacob Hutson	C	14:00	1-3	0-1	0-0	0	2	2	2	0	2	1	0	0	0	0	3
1	Lucas Williamson	G	16:12	2-5	1-4	0-0	0	3	3	1	0	5	1	2	1	0	0	0
4	Braden Norris	G	19:14	2-4	2-4	0-0	0	0	0	0	2	6	4	1	1	0	0	7
12	Marquise Kennedy	G	03:50	0-0	0-0	0-0	0	1	1	1	0	0	0	2	0	0	0	-2
13	Ryan Schwieger		08:06	3-6	2-4	0-0	0	3	3	2	1	8	0	3	0	0	0	2
23	Chris Knight		06:00	0-0	0-0	0-0	0	1	1	1	0	0	1	0	0	0	0	0
24	Tate Hall		05:47	0-1	0-0	0-0	1	1	2	1	1	0	0	0	0	0	0	1
5	Keith Clemons		06:36	1-1	1-1	0-0	0	1	1	0	1	3	1	0	0	0	0	1
0	Saint Thomas		06:24	1-1	1-1	0-0	1	2	3	1	0	3	0	0	0	0	0	1
Team							0	1	1			0		1				
Totals				11-22	8-16	0-0	2	15	17	9	5	30	8	9	2	2	0	3

Shooting By Period		
1st FG%	11-22	50.0%
3PT%	8-16	50.0%
FT%	0-0	0%
GM FG%	11-22	50.0%
3PT%	8-16	50.0%
FT%	0-0	0.0%

Dead Ball Rebounds: 0, 0

Technical Fouls::NONE

Vanderbilt - 27

NO.	Name	F/C	Min	FG	3P	FT	Rebounds			Fouls		TP	AS	TO	ST	Blocks		+/-
				M-A	M-A	M-A	OR	DR	TOT	PF	FD					BS	BA	
10	Myles Stute	F	10:22	1-2	0-1	0-0	1	0	1	1	0	2	0	0	0	0	0	-6
42	Quentin Millora-Brown	F	15:44	0-0	0-0	0-0	1	1	2	0	1	0	0	1	1	0	0	-9
0	Tyrin Lawrence	G	15:26	0-5	0-1	2-2	0	2	2	0	1	2	1	1	2	0	0	-5
2	Scotty Pippen Jr.	G	18:04	5-12	1-4	3-3	0	2	2	1	2	14	0	0	1	0	1	0
4	Jordan Wright	G	17:02	1-4	1-1	0-0	0	0	0	1	1	3	0	1	1	0	1	-6
23	Jamaine Mann		06:56	1-1	0-0	2-4	1	3	4	0	2	4	0	0	0	0	0	8
12	Trey Thomas		08:54	1-3	0-2	0-0	0	1	1	1	1	2	0	0	0	0	0	-2
5	Shane Dezonie		04:34	0-1	0-0	0-0	0	0	0	0	1	0	0	0	0	0	0	2
15	Terren Frank		02:58	0-0	0-0	0-0	0	0	0	1	0	0	0	0	0	0	0	3
Team							2	0	2			0		0				
Totals				9-28	2-9	7-9	5	9	14	5	9	27	1	3	5	0	2	-3

Shooting By Period		
1st FG%	9-28	32.1%
3PT%	2-9	22.2%
FT%	7-9	77.8%
GM FG%	9-28	32.1%
3PT%	2-9	22.2%
FT%	7-9	77.8%

Dead Ball Rebounds: 1, 0

Technical Fouls::NONE

	LOYOLA	VANDY
Biggest lead	6 (1 st 15:06)	3 (1 st 18:49)
Best Scoring Run	8 (1 st 16:18)	5 (1 st 14:00)
Lead Changes	3	
Times Tied	2	
Time with Lead	16:43	00:55

Points from	LOYOLA	VANDY
Turnovers	6	5
Paint	6	12
Second Chance	6	5
Fast Breaks	0	2
Bench	14	6

	Period by Period Scoring		
	1st	2nd	TOT
LOYOLA	30	39	69
VANDY	27	31	58

**Loyola Chicago at Vanderbilt**12/10/21 Memorial Gymnasium, Nashville
2021-22 Men's Basketball

Game Time: 7:00 PM

Game Duration: 1:52

Attendance: 7,002

Officials: Don Daily, Joe Lindsay, Owen Shortt

Period 2**Quarter Starters:**

VANDY	0 Lawrence T	2 Phippen Jr. S	4 Wright J	10 Stute M	42 Millora-Brown Q
LOYOLA	1 Williamson L	4 Norris B	12 Kennedy M	22 Hutson J	30 Uguak A

Game Time	VANDY	Score	Diff	LOYOLA
20:00	12 THOMAS T substitution out			
20:00	42 MILLORA-BROWN Q substitution in			
20:00				0 THOMAS S substitution out
20:00				24 HALL T substitution out
20:00				4 NORRIS B substitution in
20:00				12 KENNEDY M substitution in
19:44		27-33	-6	4 NORRIS B 3pt FG , jump shot made (9)
19:44				1 WILLIAMSON L assist (2)
19:13	42 MILLORA-BROWN Q 2pt FG in the paint, layup made (2)	29-33	-4	
18:33				30 UGUAK A 3pt FG , jump shot missed
18:31				22 HUTSON J offensive rebound (3)
18:31	10 STUTE M foul shooting (2 - 1)			12 KENNEDY M foul drawn (1)
18:31				12 KENNEDY M free throw 1 - 2 missed
18:31				offensive dead ball rebound (1)
18:31				12 KENNEDY M free throw 2 - 2 missed
18:30	10 STUTE M defensive rebound (2)			
18:13	2 PIPPEN JR. S foul drawn (3)			30 UGUAK A foul personal (1 - 1)
18:02	4 WRIGHT J 2pt FG in the paint, layup missed			
18:01				defensive rebound (19)
17:45		29-36	-7	12 KENNEDY M 3pt FG , jump shot made (3)
17:45				4 NORRIS B assist (5)
17:12	10 STUTE M 2pt FG outside the paint, step back jump shot made (4)	31-36	-5	
16:50	2 PIPPEN JR. S foul drawn (4)			22 HUTSON J foul offensive (3 - 2)
16:50				22 HUTSON J turnover offensive (1)
16:50				22 HUTSON J substitution out
16:50				10 WELCH T substitution in
16:38	2 PIPPEN JR. S foul drawn (5)			1 WILLIAMSON L foul personal (2 - 3)
16:32	2 PIPPEN JR. S foul drawn (6)			12 KENNEDY M foul shooting (2 - 4)
16:32	2 PIPPEN JR. S free throw 1 - 2 missed			
16:32	offensive dead ball rebound (2)			
16:32				4 NORRIS B substitution out
16:32				13 SCHWIEGER R substitution in
16:32	2 PIPPEN JR. S free throw 2 - 2 made (15)	32-36	-4	
16:20				12 KENNEDY M 2pt FG in the paint, layup missed
16:18	10 STUTE M defensive rebound (3)			
16:07	0 LAWRENCE T 2pt FG in the paint, jump shot made (4)	34-36	-2	
15:45				13 SCHWIEGER R 3pt FG , jump shot missed
15:42	0 LAWRENCE T defensive rebound (3)			
15:32	4 WRIGHT J 3pt FG , jump shot missed			
15:30				1 WILLIAMSON L defensive rebound (4)
15:24		34-38	-4	13 SCHWIEGER R 2pt FG fast break in the paint, layup made (10)
15:24	0 LAWRENCE T foul shooting (1 - 2)			13 SCHWIEGER R foul drawn (2)



Loyola Chicago at Vanderbilt

12/10/21 Memorial Gymnasium, Nashville
2021-22 Men's Basketball

Game Time: 7:00 PM
Game Duration: 1:52
Attendance: 7,002

Officials: Don Daily, Joe Lindsay, Owen Shortt

Game Time	VANDY	Score	Diff	LOYOLA
15:24	Timeout media			
15:24	4 WRIGHT J substitution out			
15:24	42 MILLORA-BROWN Q substitution out			
15:24	11 DORSEY G substitution in			
15:24	23 MANN J substitution in			
15:24				1 WILLIAMSON L substitution out
15:24				5 CLEMONS K substitution in
15:24		34-39	-5	13 SCHWIEGER R free throw fast break 1 - 1 made (11)
15:00	2 PIPPEN JR. S 2pt FG in the paint, layup blocked			
15:00				10 WELCH T block (1)
15:00	offensive rebound (18)			
14:56	0 LAWRENCE T 3pt FG second chance, jump shot missed			
14:53	2 PIPPEN JR. S offensive rebound (3)			
14:49	2 PIPPEN JR. S foul drawn (7)			13 SCHWIEGER R foul personal (3 - 5)
14:49				13 SCHWIEGER R substitution out
14:49				0 THOMAS S substitution in
14:43	10 STUTE M 2pt FG second chance in the paint, layup missed			
14:40				10 WELCH T defensive rebound (1)
14:27				10 WELCH T 3pt FG , jump shot missed
14:23	10 STUTE M defensive rebound (4)			
14:14	2 PIPPEN JR. S turnover lost ball (1)			5 CLEMONS K steal (1)
14:08				0 THOMAS S 3pt FG from turnover, jump shot missed
14:04	0 LAWRENCE T defensive rebound (4)			
13:41	23 MANN J 2pt FG in the paint, layup made (6)	36-39	-3	
13:41	23 MANN J foul drawn (3)			10 WELCH T foul shooting (1 - 6)
13:41	2 PIPPEN JR. S substitution out			
13:41	12 THOMAS T substitution in			
13:41				5 CLEMONS K substitution out
13:41				10 WELCH T substitution out
13:41				12 KENNEDY M substitution out
13:41				30 UGUAK A substitution out
13:41				1 WILLIAMSON L substitution in
13:41				4 NORRIS B substitution in
13:41				23 KNIGHT C substitution in
13:41				24 HALL T substitution in
13:41	23 MANN J free throw 1 - 1 made (7)	37-39	-2	
13:28		37-41	-4	23 KNIGHT C 2pt FG in the paint, layup made (2)
13:28				4 NORRIS B assist (6)
13:28	0 LAWRENCE T foul shooting (2 - 3)			23 KNIGHT C foul drawn (1)
13:28		37-42	-5	23 KNIGHT C free throw 1 - 1 made (3)
13:02	12 THOMAS T 2pt FG in the paint, layup made (4)	39-42	-3	
13:02	12 THOMAS T foul drawn (2)			1 WILLIAMSON L foul shooting (3 - 7)
13:02	12 THOMAS T free throw 1 - 1 made (5)	40-42	-2	
13:02	10 STUTE M substitution out			
13:02	4 WRIGHT J substitution in			
13:02				1 WILLIAMSON L substitution out
13:02				13 SCHWIEGER R substitution in
12:52		40-44	-4	23 KNIGHT C 2pt FG in the paint, layup made (5)
12:52				4 NORRIS B assist (7)



Loyola Chicago at Vanderbilt

12/10/21 Memorial Gymnasium, Nashville
2021-22 Men's Basketball

Game Time: 7:00 PM
Game Duration: 1:52
Attendance: 7,002

Officials: Don Daily, Joe Lindsay, Owen Shortt

Game Time	VANDY	Score	Diff	LOYOLA
12:40	12 THOMAS T 3pt FG , jump shot missed			
12:38				defensive rebound (22)
12:32				0 THOMAS S substitution out
12:32				30 UGUAK A substitution in
12:25		40-47	-7	4 NORRIS B 3pt FG , jump shot made (12)
12:25				24 HALL T assist (1)
11:58	0 LAWRENCE T 2pt FG in the paint, layup missed			
11:55				4 NORRIS B defensive rebound (1)
11:51		40-50	-10	4 NORRIS B 3pt FG , jump shot made (15)
11:51				13 SCHWIEGER R assist (1)
11:49	Timeout 30 Sec			
11:49	Timeout media			
11:49	0 LAWRENCE T substitution out			
11:49	11 DORSEY G substitution out			
11:49	2 PIPPEN JR. S substitution in			
11:49	42 MILLORA-BROWN Q substitution in			
11:30	2 PIPPEN JR. S 3pt FG , jump shot missed			
11:26	offensive rebound (22)			
11:26	Timeout media			
11:15	12 THOMAS T 3pt FG second chance, jump shot missed			
11:10				13 SCHWIEGER R defensive rebound (4)
10:49		40-53	-13	13 SCHWIEGER R 3pt FG , jump shot made (14)
10:49				4 NORRIS B assist (8)
10:35	4 WRIGHT J 2pt FG outside the paint, jump shot missed			
10:32				23 KNIGHT C defensive rebound (2)
10:14				24 HALL T substitution out
10:14				1 WILLIAMSON L substitution in
10:14	12 THOMAS T substitution out			
10:14	0 LAWRENCE T substitution in			
10:07				30 UGUAK A 3pt FG , jump shot missed
10:05	2 PIPPEN JR. S defensive rebound (4)			
09:58	2 PIPPEN JR. S foul drawn (8)			23 KNIGHT C foul personal (2 - 8)
09:58				4 NORRIS B substitution out
09:58				23 KNIGHT C substitution out
09:58				12 KENNEDY M substitution in
09:58				22 HUTSON J substitution in
09:58	2 PIPPEN JR. S 1&1 free throw 1 made (16)	41-53	-12	
09:58	2 PIPPEN JR. S 1&1 free throw 2 made (17)	42-53	-11	
09:34				1 WILLIAMSON L 3pt FG , jump shot missed
09:32	4 WRIGHT J defensive rebound (1)			
09:18	0 LAWRENCE T 2pt FG in the paint, layup missed			
09:16				22 HUTSON J defensive rebound (4)
09:09				30 UGUAK A 3pt FG , jump shot missed
09:07	4 WRIGHT J defensive rebound (2)			
08:59	2 PIPPEN JR. S foul drawn (9)			13 SCHWIEGER R foul personal (4 - 9)
08:59				13 SCHWIEGER R substitution out
08:59				0 THOMAS S substitution in
08:59	2 PIPPEN JR. S 1&1 free throw 1 missed			
08:58				1 WILLIAMSON L defensive rebound (5)



Loyola Chicago at Vanderbilt

12/10/21 Memorial Gymnasium, Nashville
2021-22 Men's Basketball

Game Time: 7:00 PM
Game Duration: 1:52
Attendance: 7,002

Officials: Don Daily, Joe Lindsay, Owen Shortt

Game Time	VANDY	Score	Diff	LOYOLA
08:45				30 UGUAK A 2pt FG in the paint, layup missed
08:42	4 WRIGHT J defensive rebound (3)			
08:21	2 PIPPEN JR. S 2pt FG in the paint, driving layup made (19)	44-53	-9	
08:21	42 MILLORA-BROWN Q assist (1)			
08:01		44-56	-12	22 HUTSON J 3pt FG , jump shot made (5)
08:01				12 KENNEDY M assist (1)
07:29	0 LAWRENCE T 2pt FG in the paint, layup made (6)	46-56	-10	
07:29	0 LAWRENCE T foul drawn (2)			0 THOMAS S foul shooting (2 - 10)
07:29	Timeout media			
07:29				12 KENNEDY M substitution out
07:29				30 UGUAK A substitution out
07:29				4 NORRIS B substitution in
07:29				24 HALL T substitution in
07:29	0 LAWRENCE T free throw 1 - 1 made (7)	47-56	-9	
07:09				0 THOMAS S 3pt FG , jump shot missed
07:06	42 MILLORA-BROWN Q defensive rebound (3)			
06:43	4 WRIGHT J foul offensive (2 - 4)			0 THOMAS S foul drawn (1)
06:43	4 WRIGHT J turnover offensive (2)			
06:43				0 THOMAS S substitution out
06:43				5 CLEMONS K substitution in
06:23				1 WILLIAMSON L 3pt FG from turnover, jump shot missed
06:20	42 MILLORA-BROWN Q defensive rebound (4)			
06:08	4 WRIGHT J 3pt FG , jump shot missed			
06:05	2 PIPPEN JR. S offensive rebound (5)			
05:50	4 WRIGHT J 2pt FG second chance in the paint, layup made (5)	49-56	-7	
05:22				5 CLEMONS K 3pt FG , jump shot missed
05:20				24 HALL T offensive rebound (3)
05:16		49-59	-10	1 WILLIAMSON L 3pt FG second chance, jump shot made (8)
05:16				24 HALL T assist (2)
05:00	0 LAWRENCE T 2pt FG in the paint, layup missed			
04:58	42 MILLORA-BROWN Q offensive rebound (5)			
04:55	2 PIPPEN JR. S 3pt FG second chance, jump shot missed			
04:54				1 WILLIAMSON L defensive rebound (6)
04:27	23 MANN J foul shooting (1 - 5)			22 HUTSON J foul drawn (1)
04:27				22 HUTSON J free throw 1 - 2 missed
04:27				offensive dead ball rebound (2)
04:27				5 CLEMONS K substitution out
04:27				24 HALL T substitution out
04:27				12 KENNEDY M substitution in
04:27				30 UGUAK A substitution in
04:27				22 HUTSON J free throw 2 - 2 missed
04:26				4 NORRIS B offensive rebound (2)
04:10		49-62	-13	4 NORRIS B 3pt FG second chance, jump shot made (18)
03:41	2 PIPPEN JR. S 2pt FG outside the paint, jump shot missed			
03:39				1 WILLIAMSON L defensive rebound (7)
03:35	Timeout media			
03:35	0 LAWRENCE T substitution out			
03:35	42 MILLORA-BROWN Q substitution out			
03:35	10 STUTE M substitution in			



Loyola Chicago at Vanderbilt

12/10/21 Memorial Gymnasium, Nashville
2021-22 Men's Basketball

Game Time: 7:00 PM
Game Duration: 1:52
Attendance: 7,002

Officials: Don Daily, Joe Lindsay, Owen Shortt

Game Time	VANDY	Score	Diff	LOYOLA
03:35	12 THOMAS T substitution in			
03:35				12 KENNEDY M substitution out
03:35				13 SCHWIEGER R substitution in
03:19		49-64	-15	22 HUTSON J 2pt FG in the paint, dunk, made (7)
03:19				4 NORRIS B assist (9)
02:59	12 THOMAS T 3pt FG , jump shot missed			
02:57				1 WILLIAMSON L defensive rebound (8)
02:30				1 WILLIAMSON L 3pt FG , jump shot missed
02:27	10 STUTE M defensive rebound (5)			
02:21	2 PIPPEN JR. S 2pt FG in the paint, turnaround jump shot made (21)	51-64	-13	
01:55				Timeout 30 Sec
01:49				1 WILLIAMSON L turnover out of bounds (3)
01:49	12 THOMAS T substitution out			
01:49	0 LAWRENCE T substitution in			
01:49				22 HUTSON J substitution out
01:49				24 HALL T substitution in
01:41	jump ball situation			
01:30	4 WRIGHT J 3pt FG from turnover, jump shot missed			
01:27				defensive rebound (33)
01:27				24 HALL T substitution out
01:27				12 KENNEDY M substitution in
01:05				30 UGUAK A 2pt FG in the paint, layup blocked
01:05	10 STUTE M block (1)			
01:02				1 WILLIAMSON L offensive rebound (9)
00:56		51-67	-16	1 WILLIAMSON L 3pt FG second chance, jump shot made (11)
00:54	2 PIPPEN JR. S foul drawn (10)			12 KENNEDY M foul personal (3 - 11)
00:54	2 PIPPEN JR. S free throw 1 - 2 made (22)	52-67	-15	
00:54	4 WRIGHT J substitution out			
00:54	11 DORSEY G substitution in			
00:54	2 PIPPEN JR. S free throw 2 - 2 made (23)	53-67	-14	
00:52		53-69	-16	30 UGUAK A 2pt FG fast break in the paint, dunk, made (5)
00:52				1 WILLIAMSON L assist (3)
00:47	0 LAWRENCE T 2pt FG in the paint, jump shot missed			
00:47	10 STUTE M offensive rebound (6)			
00:47	10 STUTE M 2pt FG second chance in the paint, dunk, made (6)	55-69	-14	
00:43	10 STUTE M foul personal (3 - 6)			1 WILLIAMSON L foul drawn (1)
00:26	2 PIPPEN JR. S substitution out			
00:26	12 THOMAS T substitution in			
00:26				30 UGUAK A substitution out
00:26				45 ALCOCK W substitution in
00:26				12 KENNEDY M substitution out
00:26				2 JOHNSON T substitution in
00:13				13 SCHWIEGER R 3pt FG , jump shot missed
00:12	defensive rebound (33)			
00:01	10 STUTE M 3pt FG , jump shot made (9)	58-69	-11	
00:01	12 THOMAS T assist (1)			
END OF GAME				
VANDY 58-69 LOYOLA				



Loyola Chicago at Vanderbilt

12/10/21 Memorial Gymnasium, Nashville
2021-22 Men's Basketball

Game Time: 7:00 PM
Game Duration: 1:52
Attendance: 7,002

Officials: Don Daily, Joe Lindsay, Owen Shortt

Loyola Chicago - 39

NO.	Name	Min	FG			Rebounds			Fouls		TP	AS	TO	ST	Blocks		+/-
			M-A	3P	FT	OR	DR	TOT	PF	FD					BS	BA	
30	Aher Uguak	F 15:22	1-6	0-3	0-0	0	0	0	1	0	2	0	0	0	0	1	10
22	Jacob Hutson	C 11:19	2-2	1-1	0-2	1	1	2	1	1	5	0	1	0	0	0	2
1	Lucas Williamson	G 15:29	2-5	2-5	0-0	1	5	6	2	1	6	2	1	0	0	0	-2
4	Braden Norris	G 14:40	4-4	4-4	0-0	1	1	2	0	0	12	5	0	0	0	0	13
12	Marquise Kennedy	G 10:40	1-2	1-1	0-2	0	0	0	2	1	3	1	0	0	0	0	1
10	Tom Welch	03:09	0-1	0-1	0-0	0	1	1	1	0	0	0	0	0	1	0	-2
13	Ryan Schwieger	09:21	2-4	1-3	1-1	0	1	1	2	1	6	1	0	0	0	0	7
5	Keith Clemons	03:59	0-1	0-1	0-0	0	0	0	0	0	0	0	0	1	0	0	0
0	Saint Thomas	04:33	0-2	0-2	0-0	0	0	0	1	1	0	0	0	0	0	0	-3
23	Chris Knight	03:43	2-2	0-0	1-1	0	1	1	1	1	5	0	0	0	0	0	10
24	Tate Hall	06:51	0-0	0-0	0-0	1	0	1	0	0	0	2	0	0	0	0	10
2	Ty Johnson	00:27	0-0	0-0	0-0	0	0	0	0	0	0	0	0	0	0	0	-3
45	Will Alcock	00:27	0-0	0-0	0-0	0	0	0	0	0	0	0	0	0	0	0	-3
Team						0	3	3			0		0				
Totals			14-29	9-21	2-6	4	13	17	11	6	39	11	2	1	1	1	8

Shooting By Period		
2 nd FG%	14-29	48.3%
3PT%	9-21	42.9%
FT%	2-6	33.3%
GM FG%	14-29	48.3%
3PT%	9-21	42.9%
FT%	2-6	33.3%

Dead Ball Rebounds: 2, 0

Technical Fouls::NONE

Vanderbilt - 31

NO.	Name	Min	FG			Rebounds			Fouls		TP	AS	TO	ST	Blocks		+/-
			M-A	3P	FT	OR	DR	TOT	PF	FD					BS	BA	
10	Myles Stute	F 10:33	3-4	1-1	0-0	1	4	5	2	0	7	0	0	0	1	0	3
42	Quentin Millora-Brown	F 12:50	1-1	0-0	0-0	1	2	3	0	0	2	1	0	0	0	0	-4
0	Tyrin Lawrence	G 16:39	2-7	0-1	1-1	0	2	2	2	1	5	0	0	0	0	0	-5
2	Scotty Pippen Jr.	G 17:41	2-6	0-2	5-7	2	1	3	0	8	9	0	1	0	0	1	-4
4	Jordan Wright	G 16:44	1-6	0-3	0-0	0	3	3	1	0	2	0	1	0	0	0	-14
11	Gabe Dorsey	04:29	0-0	0-0	0-0	0	0	0	0	0	0	0	0	0	0	0	-2
23	Jamaine Mann	15:24	1-1	0-0	1-1	0	0	0	1	1	3	0	0	0	0	0	-7
12	Trey Thomas	05:40	1-4	0-3	1-1	0	0	0	0	1	3	1	0	0	0	0	-7
Team						2	1	3			0		0				
Totals			11-29	1-10	8-10	6	13	19	6	11	31	2	2	0	1	1	-8

Shooting By Period		
2 nd FG%	11-29	37.9%
3PT%	1-10	10.0%
FT%	8-10	80%
GM FG%	11-29	37.9%
3PT%	1-10	10.0%
FT%	8-10	80.0%

Dead Ball Rebounds: 1, 0

Technical Fouls::NONE

	LOYOLA	VANDY	Points from		Period by Period Scoring				
Biggest lead	16 (2 nd 0:56)	0 (1 st 20:00)	Turnovers	0	1				
Best Scoring Run	11(2 nd 10:49)	5(2 nd 16:07)	Paint	10	18	1st	2nd		
Lead Changes	0		Second Chance	9	4	LOYOLA	30	39	69
Times Tied	0		Fast Breaks	5	0	VANDY	27	31	58
Time with Lead	19:44	00:00	Bench	11	6				



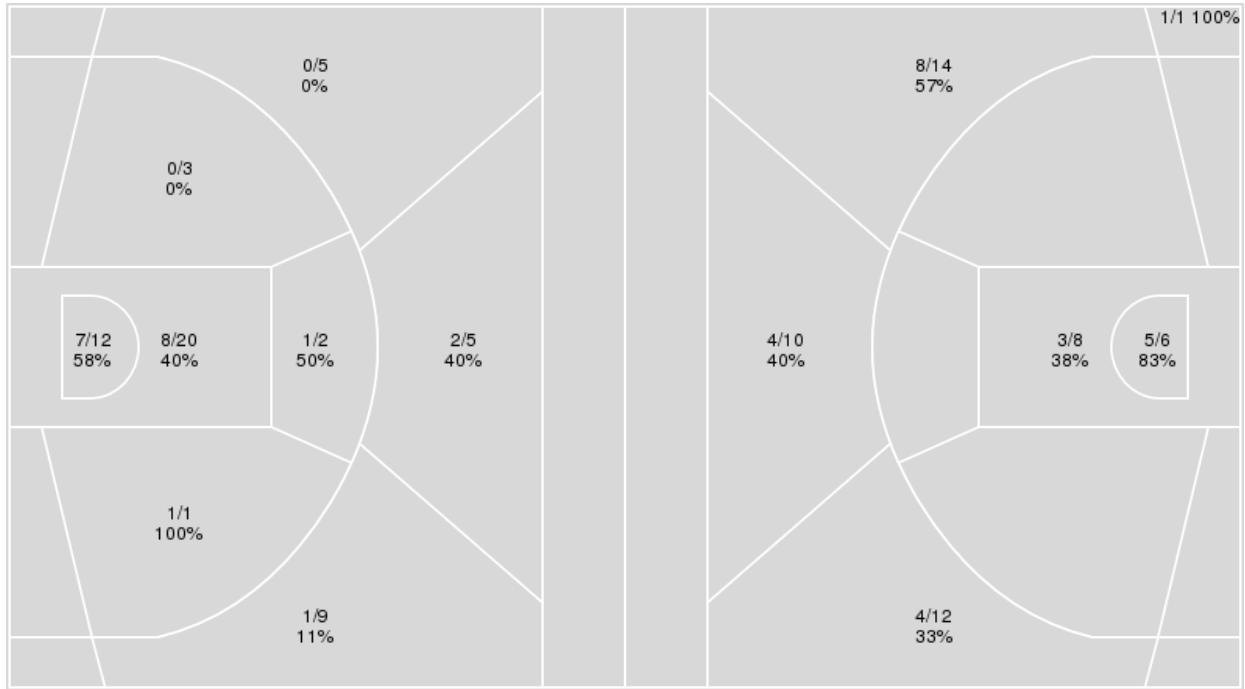
Officials: Don Daily, Joe Lindsay, Owen Shortt

{ Players => 0, 0, 1, 2, 3, 4, 5, 10, 11, 12, 15, 20, 22, 23, 33, 42; } FG
 Types => All; Results => All;

{ Players => 0, 1, 2, 4, 5, 10, 12, 13, 22, 23, 24, 30, 31, 33, 35, 45; } FG
 Types => All; Results => All;

Vanderbilt

Loyola Chicago



Vanderbilt	M/A	%
Field Goals	20/57	35
2 Points	17/38	45
3 Points	3/19	16
Free Throws	15/19	79

Loyola Chicago	M/A	%
Field Goals	25/51	49
2 Points	8/14	57
3 Points	17/37	46
Free Throws	2/6	33



Loyola Chicago at Vanderbilt

12/10/21 Memorial Gymnasium, Nashville
2021-22 Men's Basketball

Game Time: 7:00 PM
Game Duration: 1:52
Attendance: 7,002

Officials: Don Daily, Joe Lindsay, Owen Shortt

Loyola Chicago

No	Name	Mins		Score		Points Diff		Points per Min		Assists		Rebounds		Steals		Turnovers	
		On	Off	On	Off	On	Off	On	Off	On	Off	On	Off	On	Off	On	Off
0	Saint Thomas	10:57	29:03	17 - 19	52 - 39	-2	13	1.55	1.79	5	14	9	25	3	0	5	6
1	Lucas Williamson	31:41	08:19	51 - 53	18 - 5	-2	13	1.61	2.16	13	6	24	10	2	1	8	3
2	Ty Johnson	00:27	39:33	0 - 3	69 - 55	-3	14	0.00	1.74	0	19	0	34	0	3	0	11
4	Braden Norris	33:54	06:06	63 - 43	6 - 15	20	-9	1.86	0.98	18	1	29	5	2	1	11	0
5	Keith Clemons	10:35	29:25	12 - 11	57 - 47	1	10	1.13	1.94	3	16	8	26	1	2	3	8
10	Tom Welch	03:09	36:51	3 - 5	66 - 53	-2	13	0.95	1.79	0	19	2	32	1	2	0	11
12	Marquise Kennedy	14:30	25:30	25 - 26	44 - 32	-1	12	1.72	1.73	6	13	12	22	1	2	3	8
13	Ryan Schwieger	17:27	22:33	35 - 26	34 - 32	9	2	2.01	1.51	10	9	17	17	0	3	4	7
22	Jacob Hutson	25:19	14:41	38 - 33	31 - 25	5	6	1.50	2.11	11	8	22	12	0	3	9	2
23	Chris Knight	09:43	30:17	23 - 13	46 - 45	10	1	2.37	1.52	7	12	8	26	2	1	2	9
24	Tate Hall	12:38	27:22	26 - 15	43 - 43	11	0	2.06	1.57	8	11	12	22	1	2	1	10
30	Aher Uguak	29:13	10:47	52 - 40	17 - 18	12	-1	1.78	1.58	14	5	27	7	2	1	9	2
45	Will Alcock	00:27	39:33	0 - 3	69 - 55	-3	14	0.00	1.74	0	19	0	34	0	3	0	11

Vanderbilt

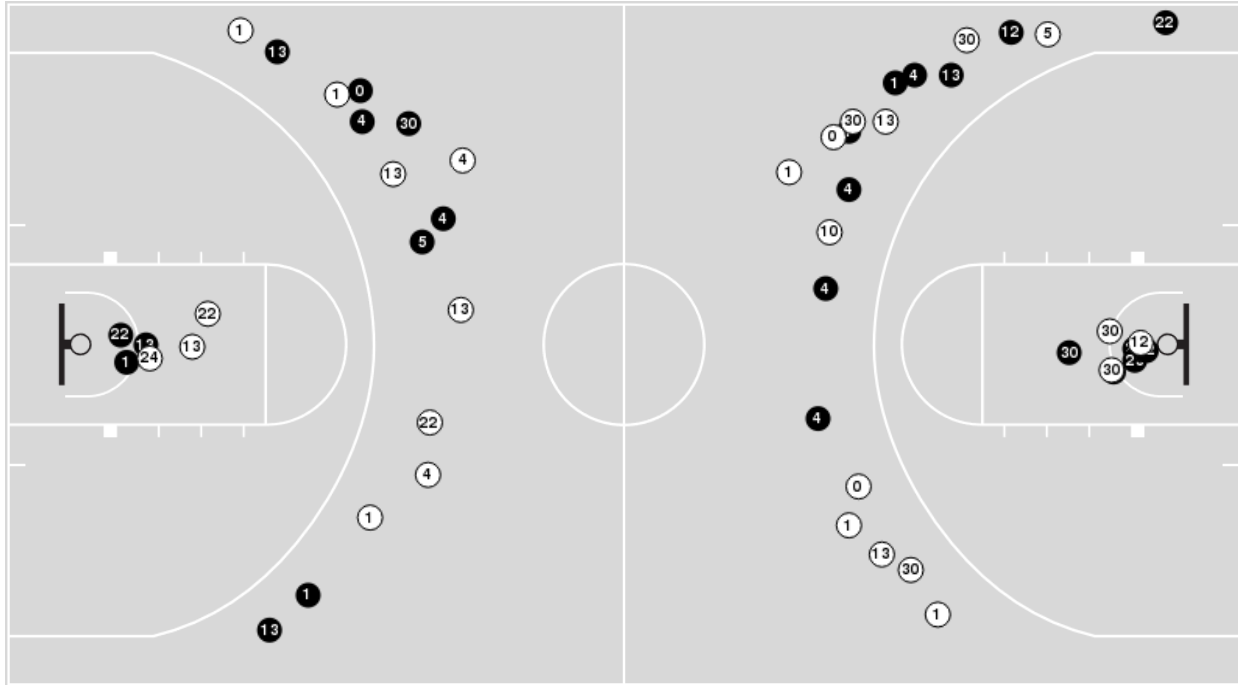
No	Name	Mins		Score		Points Diff		Points per Min		Assists		Rebounds		Steals		Turnovers	
		On	Off	On	Off	On	Off	On	Off	On	Off	On	Off	On	Off	On	Off
0	Tyrin Lawrence	32:05	07:55	49 - 59	9 - 10	-10	-1	1.53	1.14	3	0	28	5	4	1	5	0
2	Scotty Pippen Jr.	35:45	04:15	51 - 55	7 - 14	-4	-7	1.43	1.65	2	1	30	3	4	1	5	0
4	Jordan Wright	33:46	06:14	41 - 61	17 - 8	-20	9	1.21	2.73	2	1	24	9	5	0	4	1
5	Shane Dezonie	04:34	35:26	7 - 5	51 - 64	2	-13	1.53	1.44	0	3	3	30	1	4	0	5
10	Myles Stute	20:55	19:05	35 - 38	23 - 31	-3	-8	1.67	1.21	2	1	16	17	2	3	3	2
11	Gabe Dorsey	04:29	35:31	12 - 14	46 - 55	-2	-9	2.68	1.30	1	2	6	27	0	5	1	4
12	Trey Thomas	14:34	25:26	18 - 27	40 - 42	-9	-2	1.24	1.57	1	2	10	23	3	2	1	4
15	Terren Frank	02:58	37:02	5 - 2	53 - 67	3	-14	1.69	1.43	0	3	3	30	0	5	0	5
23	Jamaine Mann	22:20	17:40	37 - 36	21 - 33	1	-12	1.66	1.19	2	1	23	10	2	3	2	3
42	Quentin Millora-Brown	28:34	11:26	35 - 48	23 - 21	-13	2	1.23	2.01	2	1	22	11	4	1	4	1



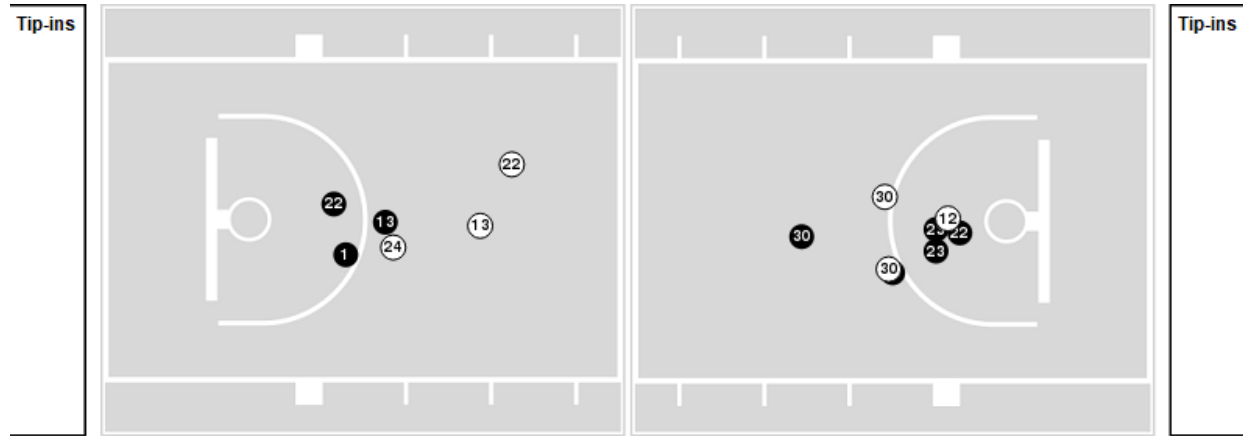
Players => 0, 1, 2, 4, 5, 10, 12, 13, 22, 23, 24, 30, 31, 33, 35, 45FG Types=>AllResults=>All

Loyola Chicago

All Field Goals



Blow Up Chart



● Made ○ Missed N - Player Number

Loyola Chicago	M/A	%
Field Goals	25/51	49
2 Points	8/14	57
3 Points	17/37	46
Free Throws	2/6	33

Loyola Chicago	M/A	%
Points in the Paint	16 (8 / 14)	57
Fast Break Points	5 (3/3)	100
Second Chance Points	15 (5/7)	71
Effective FG%	66	

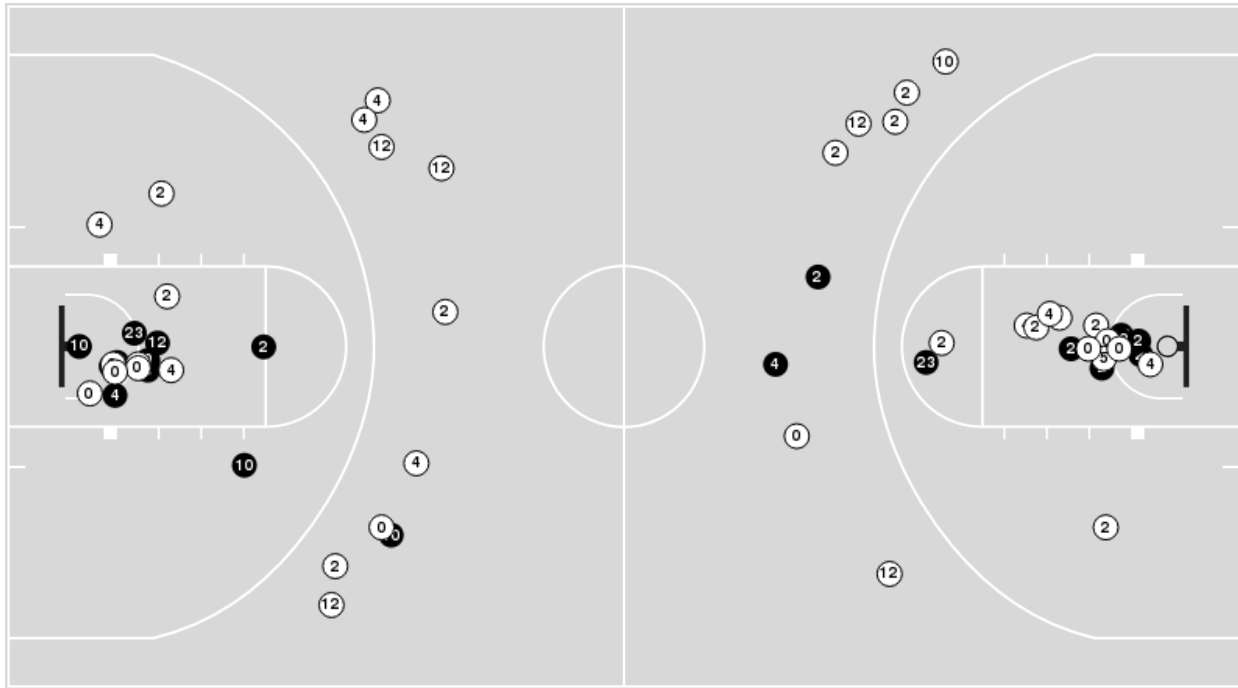


Officials: Don Daily, Joe Lindsay, Owen Shortt

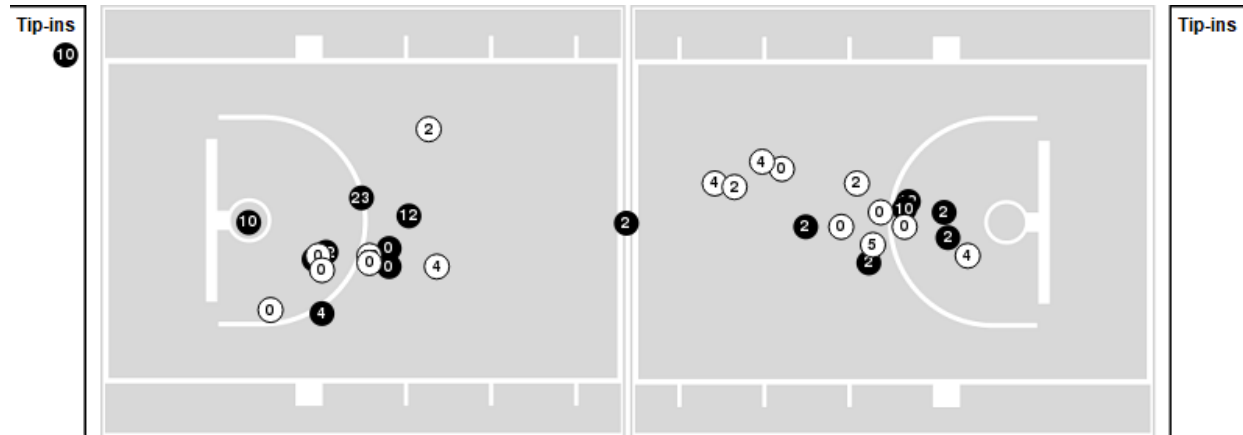
Players => 0, 0, 1, 2, 3, 4, 5, 10, 11, 12, 15, 20, 22, 23, 33, 42FG Types=>AllResults=>All

Vanderbilt

All Field Goals



Blow Up Chart



● Made ○ Missed N - Player Number

Vanderbilt	M/A	%
Field Goals	20/57	35
2 Points	17/38	45
3 Points	3/19	16
Free Throws	15/19	79

Vanderbilt	M/A	%
Points in the Paint	30 (15 / 32)	47
Fast Break Points	2 (1/1)	100
Second Chance Points	9 (5/11)	45
Effective FG%	38	



Loyola Chicago at Vanderbilt

12/10/21 Memorial Gymnasium, Nashville
2021-22 Men's Basketball

Game Time: 7:00 PM
Game Duration: 1:52
Attendance: 7,002

Officials: Don Daily, Joe Lindsay, Owen Shortt

Loyola Chicago

Lineup	Quarter On	Time On	Quarter Off	Time Off	Time on Court	Score	Score Diff	Reb	Stl	Tov	Ass	PPP
1- Williamson L/ 4- Norris B/ 12- Kennedy M/ 22- Hutson J/ 30- Uguak A/	1	20:00	1	16:47	03:13	5-3	2	3	0	2	2	1.2500
1- Williamson L/ 4- Norris B/ 13- Schwieger R/ 22- Hutson J/ 30- Uguak A/	1	16:47	1	14:37	02:10	6-2	4	2	0	0	1	2.0000
1- Williamson L/ 12- Kennedy M/ 13- Schwieger R/ 23- Knight C/ 24- Hall T/	1	14:37	1	14:00	00:37	0-4	-4	0	0	0	0	0.0000
4- Norris B/ 5- Clemons K/ 13- Schwieger R/ 23- Knight C/ 24- Hall T/	1	14:00	1	11:48	02:12	3-1	2	3	0	1	1	0.7500
1- Williamson L/ 4- Norris B/ 5- Clemons K/ 22- Hutson J/ 30- Uguak A/	1	11:48	1	10:21	01:27	0-2	-2	1	0	1	0	0.0000
1- Williamson L/ 4- Norris B/ 13- Schwieger R/ 22- Hutson J/ 30- Uguak A/	1	10:21	1	08:50	01:31	2-3	-1	1	0	0	1	1.0000
0- Thomas S/ 4- Norris B/ 13- Schwieger R/ 22- Hutson J/ 30- Uguak A/	1	08:50	1	07:14	01:36	3-2	1	2	0	2	1	1.0000
0- Thomas S/ 1- Williamson L/ 4- Norris B/ 23- Knight C/ 30- Uguak A/	1	07:14	1	04:59	02:15	3-2	1	1	1	1	1	1.0000
0- Thomas S/ 1- Williamson L/ 4- Norris B/ 23- Knight C/ 24- Hall T/	1	04:59	1	04:03	00:56	3-2	1	0	1	0	0	3.0000
0- Thomas S/ 1- Williamson L/ 4- Norris B/ 22- Hutson J/ 24- Hall T/	1	04:03	1	04:03	00:00	0-0	0	0	0	0	0	0.0000
1- Williamson L/ 4- Norris B/ 5- Clemons K/ 22- Hutson J/ 24- Hall T/	1	04:03	1	02:10	01:53	3-1	2	1	0	0	1	1.5000
1- Williamson L/ 4- Norris B/ 5- Clemons K/ 22- Hutson J/ 30- Uguak A/	1	02:10	1	01:37	00:33	2-3	-1	0	0	0	0	2.0000
0- Thomas S/ 1- Williamson L/ 4- Norris B/ 22- Hutson J/ 30- Uguak A/	1	01:37	1	00:40	00:57	0-2	-2	2	0	1	0	0.0000
0- Thomas S/ 1- Williamson L/ 4- Norris B/ 5- Clemons K/ 22- Hutson J/	1	00:40	1	00:09	00:31	0-0	0	0	0	1	0	0.0000
0- Thomas S/ 1- Williamson L/ 22- Hutson J/ 24- Hall T/ 30- Uguak A/	1	00:09	2	20:00	00:09	0-0	0	1	0	0	0	0.0000
1- Williamson L/ 4- Norris B/ 12- Kennedy M/ 22- Hutson J/ 30- Uguak A/	2	20:00	2	16:50	03:10	6-4	2	2	0	1	2	1.5464
1- Williamson L/ 4- Norris B/ 10- Welch T/ 12- Kennedy M/ 30- Uguak A/	2	16:50	2	16:32	00:18	0-0	0	0	0	0	0	0.0000
1- Williamson L/ 10- Welch T/ 12- Kennedy M/ 13- Schwieger R/ 30- Uguak A/	2	16:32	2	15:24	01:08	2-3	-1	1	0	0	0	0.6667
5- Clemons K/ 10- Welch T/ 12- Kennedy M/ 13- Schwieger R/ 30- Uguak A/	2	15:24	2	14:49	00:35	1-0	1	0	0	0	0	2.2727
0- Thomas S/ 5- Clemons K/ 10- Welch T/ 12- Kennedy M/ 30- Uguak A/	2	14:49	2	13:41	01:08	0-2	-2	1	1	0	0	0.0000
0- Thomas S/ 1- Williamson L/ 4- Norris B/ 23- Knight C/ 24- Hall T/	2	13:41	2	13:02	00:39	3-4	-1	0	0	0	1	2.0833
0- Thomas S/ 4- Norris B/ 13- Schwieger R/ 23- Knight C/ 24- Hall T/	2	13:02	2	12:32	00:30	2-0	2	1	0	0	1	2.0000
4- Norris B/ 13- Schwieger R/ 23- Knight C/ 24- Hall T/ 30- Uguak A/	2	12:32	2	10:14	02:18	9-0	9	3	0	0	3	3.0000
1- Williamson L/ 4- Norris B/ 13- Schwieger R/ 23- Knight C/ 30- Uguak A/	2	10:14	2	09:58	00:16	0-0	0	0	0	0	0	0.0000
1- Williamson L/ 12- Kennedy M/ 13- Schwieger R/ 22- Hutson J/ 30- Uguak A/	2	09:58	2	08:59	00:59	0-2	-2	1	0	0	0	0.0000
0- Thomas S/ 1- Williamson L/ 12- Kennedy M/ 22- Hutson J/ 30- Uguak A/	2	08:59	2	07:29	01:30	3-4	-1	1	0	0	1	1.5000
0- Thomas S/ 1- Williamson L/ 4- Norris B/ 22- Hutson J/ 24- Hall T/	2	07:29	2	06:43	00:46	0-1	-1	0	0	0	0	0.0000
1- Williamson L/ 4- Norris B/ 5- Clemons K/ 22- Hutson J/ 24- Hall T/	2	06:43	2	04:27	02:16	3-2	1	2	0	0	1	1.2295
1- Williamson L/ 4- Norris B/ 12- Kennedy M/ 22- Hutson J/ 30- Uguak A/	2	04:27	2	03:35	00:52	3-0	3	2	0	0	0	6.8182
1- Williamson L/ 4- Norris B/ 13- Schwieger R/ 22- Hutson J/ 30- Uguak A/	2	03:35	2	01:49	01:46	2-2	0	1	0	1	1	0.6667
1- Williamson L/ 4- Norris B/ 13- Schwieger R/ 24- Hall T/ 30- Uguak A/	2	01:49	2	01:27	00:22	0-0	0	1	0	0	0	0.0000
1- Williamson L/ 4- Norris B/ 12- Kennedy M/ 13- Schwieger R/ 30- Uguak A/	2	01:27	2	00:26	01:00	5-4	1	1	0	0	1	2.5000
1- Williamson L/ 4- Norris B/ 12- Kennedy M/ 13- Schwieger R/ 45- Alcock W/	2	00:26	2	00:26	00:00	0-0	0	0	0	0	0	0.0000
1- Williamson L/ 2- Johnson T/ 4- Norris B/ 13- Schwieger R/ 45- Alcock W/	2	00:26	2	00:00	00:27	0-3	-3	0	0	0	0	0.0000



Loyola Chicago at Vanderbilt

12/10/21 Memorial Gymnasium, Nashville
2021-22 Men's Basketball

Game Time: 7:00 PM
Game Duration: 1:52
Attendance: 7,002

Officials: Don Daily, Joe Lindsay, Owen Shortt

Vanderbilt

Lineup	Quarter On	Time On	Quarter Off	Time Off	Time on Court	Score	Score Diff	Reb	Stl	Tov	Ass	PPP
0- Lawrence T/ 2- Phippen Jr. S/ 4- Wright J/ 10- Stute M/ 42- Millora-Brown Q/	1	20:00	1	14:37	05:23	5-11	-6	2	1	0	1	0.7143
0- Lawrence T/ 2- Phippen Jr. S/ 4- Wright J/ 23- Mann J/ 42- Millora-Brown Q/	1	14:37	1	13:44	00:53	5-0	5	1	0	0	0	2.6596
0- Lawrence T/ 4- Wright J/ 12- Thomas T/ 23- Mann J/ 42- Millora-Brown Q/	1	13:44	1	11:48	01:56	0-3	-3	2	1	0	0	0.0000
2- Phippen Jr. S/ 5- Dezonie S/ 12- Thomas T/ 15- Frank T/ 23- Mann J/	1	11:48	1	09:42	02:06	3-0	3	3	0	0	0	0.7732
2- Phippen Jr. S/ 5- Dezonie S/ 12- Thomas T/ 15- Frank T/ 42- Millora-Brown Q/	1	09:42	1	08:50	00:52	2-2	0	0	0	0	0	2.0000
2- Phippen Jr. S/ 4- Wright J/ 5- Dezonie S/ 12- Thomas T/ 42- Millora-Brown Q/	1	08:50	1	07:14	01:36	2-3	-1	0	1	0	0	1.0000
0- Lawrence T/ 2- Phippen Jr. S/ 4- Wright J/ 12- Thomas T/ 42- Millora-Brown Q/	1	07:14	1	04:59	02:15	2-3	-1	2	1	1	0	0.6667
0- Lawrence T/ 2- Phippen Jr. S/ 4- Wright J/ 10- Stute M/ 42- Millora-Brown Q/	1	04:59	1	02:10	02:49	3-6	-3	3	0	2	0	0.8721
0- Lawrence T/ 2- Phippen Jr. S/ 4- Wright J/ 10- Stute M/ 23- Mann J/	1	02:10	1	00:09	02:01	5-2	3	1	1	0	0	1.3298
0- Lawrence T/ 2- Phippen Jr. S/ 4- Wright J/ 10- Stute M/ 12- Thomas T/	1	00:09	2	20:00	00:09	0-0	0	0	0	0	0	0.0000
0- Lawrence T/ 2- Phippen Jr. S/ 4- Wright J/ 10- Stute M/ 42- Millora-Brown Q/	2	20:00	2	15:24	04:36	7-8	-1	3	0	0	0	1.1905
0- Lawrence T/ 2- Phippen Jr. S/ 10- Stute M/ 11- Dorsey G/ 23- Mann J/	2	15:24	2	13:41	01:43	2-1	1	4	0	1	0	0.6667
0- Lawrence T/ 10- Stute M/ 11- Dorsey G/ 12- Thomas T/ 23- Mann J/	2	13:41	2	13:02	00:39	4-3	1	0	0	0	0	2.1277
0- Lawrence T/ 4- Wright J/ 11- Dorsey G/ 12- Thomas T/ 23- Mann J/	2	13:02	2	11:49	01:13	0-8	-8	0	0	0	0	0.0000
2- Phippen Jr. S/ 4- Wright J/ 12- Thomas T/ 23- Mann J/ 42- Millora-Brown Q/	2	11:49	2	10:14	01:35	0-3	-3	1	0	0	0	0.0000
0- Lawrence T/ 2- Phippen Jr. S/ 4- Wright J/ 23- Mann J/ 42- Millora-Brown Q/	2	10:14	2	03:35	06:39	9-9	0	8	0	1	1	1.0274
2- Phippen Jr. S/ 4- Wright J/ 10- Stute M/ 12- Thomas T/ 23- Mann J/	2	03:35	2	01:49	01:46	2-2	0	1	0	0	0	1.0000
0- Lawrence T/ 2- Phippen Jr. S/ 4- Wright J/ 10- Stute M/ 23- Mann J/	2	01:49	2	00:54	00:55	1-3	-2	0	0	0	0	0.6944
0- Lawrence T/ 2- Phippen Jr. S/ 10- Stute M/ 11- Dorsey G/ 23- Mann J/	2	00:54	2	00:26	00:27	3-2	1	1	0	0	0	2.0833
0- Lawrence T/ 10- Stute M/ 11- Dorsey G/ 12- Thomas T/ 23- Mann J/	2	00:26	2	00:00	00:27	3-0	3	1	0	0	1	3.0000



Official Basketball Line Up Analysis - Final
Loyola Chicago at Vanderbilt
 12/10/21 Memorial Gymnasium, Nashville
 2021-22 Men's Basketball

Game Time: 7:00 PM
Game Duration: 1:52
Attendance: 7,002

Officials: Don Daily, Joe Lindsay, Owen Shortt

Loyola Chicago

Lineup	Time	Score	Score Diff	Pts/Min	Reb	Stl	Tov	Ass	PPP
1- Williamson L/ 4- Norris B/ 12- Kennedy M/ 22- Hutson J/ 30- Uguak A/	07:15	14-7	7	1.9310	7	0	3	4	1.6827
1- Williamson L/ 4- Norris B/ 13- Schwieger R/ 22- Hutson J/ 30- Uguak A/	05:27	10-7	3	1.8349	4	0	1	3	1.2500
1- Williamson L/ 4- Norris B/ 5- Clemons K/ 22- Hutson J/ 24- Hall T/	04:09	6-3	3	1.4458	3	0	0	2	1.3514
4- Norris B/ 13- Schwieger R/ 23- Knight C/ 24- Hall T/ 30- Uguak A/	02:18	9-0	9	3.9130	3	0	0	3	3.0000
0- Thomas S/ 1- Williamson L/ 4- Norris B/ 23- Knight C/ 30- Uguak A/	02:15	3-2	1	1.3333	1	1	1	1	1.0000
4- Norris B/ 5- Clemons K/ 13- Schwieger R/ 23- Knight C/ 24- Hall T/	02:12	3-1	2	1.3636	3	0	1	1	0.7500
1- Williamson L/ 4- Norris B/ 5- Clemons K/ 22- Hutson J/ 30- Uguak A/	02:00	2-5	-3	1.0000	1	0	1	0	0.6667
0- Thomas S/ 4- Norris B/ 13- Schwieger R/ 22- Hutson J/ 30- Uguak A/	01:36	3-2	1	1.8750	2	0	2	1	1.0000
0- Thomas S/ 1- Williamson L/ 4- Norris B/ 23- Knight C/ 24- Hall T/	01:35	6-6	0	3.7895	0	1	0	1	2.4590
0- Thomas S/ 1- Williamson L/ 12- Kennedy M/ 22- Hutson J/ 30- Uguak A/	01:30	3-4	-1	2.0000	1	0	0	1	1.5000
1- Williamson L/ 10- Welch T/ 12- Kennedy M/ 13- Schwieger R/ 30- Uguak A/	01:08	2-3	-1	1.7647	1	0	0	0	0.6667
0- Thomas S/ 5- Clemons K/ 10- Welch T/ 12- Kennedy M/ 30- Uguak A/	01:08	0-2	-2	0.0000	1	1	0	0	0.0000
1- Williamson L/ 4- Norris B/ 12- Kennedy M/ 13- Schwieger R/ 30- Uguak A/	01:00	5-4	1	5.0000	1	0	0	1	2.5000
1- Williamson L/ 12- Kennedy M/ 13- Schwieger R/ 22- Hutson J/ 30- Uguak A/	00:59	0-2	-2	0.0000	1	0	0	0	0.0000
0- Thomas S/ 1- Williamson L/ 4- Norris B/ 22- Hutson J/ 30- Uguak A/	00:57	0-2	-2	0.0000	2	0	1	0	0.0000
0- Thomas S/ 1- Williamson L/ 4- Norris B/ 22- Hutson J/ 24- Hall T/	00:46	0-1	-1	0.0000	0	0	0	0	0.0000
1- Williamson L/ 12- Kennedy M/ 13- Schwieger R/ 23- Knight C/ 24- Hall T/	00:37	0-4	-4	0.0000	0	0	0	0	0.0000
5- Clemons K/ 10- Welch T/ 12- Kennedy M/ 13- Schwieger R/ 30- Uguak A/	00:35	1-0	1	1.7143	0	0	0	0	2.2727
0- Thomas S/ 1- Williamson L/ 4- Norris B/ 5- Clemons K/ 22- Hutson J/	00:31	0-0	0	0.0000	0	0	1	0	0.0000
0- Thomas S/ 4- Norris B/ 13- Schwieger R/ 23- Knight C/ 24- Hall T/	00:30	2-0	2	4.0000	1	0	0	1	2.0000
1- Williamson L/ 2- Johnson T/ 4- Norris B/ 13- Schwieger R/ 45- Alcock W/	00:27	0-3	-3	0.0000	0	0	0	0	0.0000
1- Williamson L/ 4- Norris B/ 13- Schwieger R/ 24- Hall T/ 30- Uguak A/	00:22	0-0	0	0.0000	1	0	0	0	0.0000
1- Williamson L/ 4- Norris B/ 10- Welch T/ 12- Kennedy M/ 30- Uguak A/	00:18	0-0	0	0.0000	0	0	0	0	0.0000
1- Williamson L/ 4- Norris B/ 13- Schwieger R/ 23- Knight C/ 30- Uguak A/	00:16	0-0	0	0.0000	0	0	0	0	0.0000
0- Thomas S/ 1- Williamson L/ 22- Hutson J/ 24- Hall T/ 30- Uguak A/	00:09	0-0	0	0.0000	1	0	0	0	0.0000
1- Williamson L/ 4- Norris B/ 12- Kennedy M/ 13- Schwieger R/ 45- Alcock W/	00:00	0-0	0	NaN	0	0	0	0	0.0000



Official Basketball Line Up Analysis - Final
Loyola Chicago at Vanderbilt
 12/10/21 Memorial Gymnasium, Nashville
 2021-22 Men's Basketball

Game Time: 7:00 PM
Game Duration: 1:52
Attendance: 7,002

Officials: Don Daily, Joe Lindsay, Owen Shortt

Vanderbilt

Lineup	Time	Score	Score Diff	Pts/Min	Reb	Stl	Tov	Ass	PPP
0- Lawrence T/ 2- Pippen Jr. S/ 4- Wright J/ 10- Stute M/ 42- Millora-Brown Q/	12:48	15-25	-10	1.1719	8	1	2	1	0.9191
0- Lawrence T/ 2- Pippen Jr. S/ 4- Wright J/ 23- Mann J/ 42- Millora-Brown Q/	07:32	14-9	5	1.8584	9	0	1	1	1.3158
0- Lawrence T/ 2- Pippen Jr. S/ 4- Wright J/ 10- Stute M/ 23- Mann J/	02:56	6-5	1	2.0455	1	1	0	0	1.1538
0- Lawrence T/ 2- Pippen Jr. S/ 4- Wright J/ 12- Thomas T/ 42- Millora-Brown Q/	02:15	2-3	-1	0.8889	2	1	1	0	0.6667
0- Lawrence T/ 2- Pippen Jr. S/ 10- Stute M/ 11- Dorsey G/ 23- Mann J/	02:10	5-3	2	2.3077	5	0	1	0	1.1261
2- Pippen Jr. S/ 5- Dezonie S/ 12- Thomas T/ 15- Frank T/ 23- Mann J/	02:06	3-0	3	1.4286	3	0	0	0	0.7732
0- Lawrence T/ 4- Wright J/ 12- Thomas T/ 23- Mann J/ 42- Millora-Brown Q/	01:56	0-3	-3	0.0000	2	1	0	0	0.0000
2- Pippen Jr. S/ 4- Wright J/ 10- Stute M/ 12- Thomas T/ 23- Mann J/	01:46	2-2	0	1.1321	1	0	0	0	1.0000
2- Pippen Jr. S/ 4- Wright J/ 5- Dezonie S/ 12- Thomas T/ 42- Millora-Brown Q/	01:36	2-3	-1	1.2500	0	1	0	0	1.0000
2- Pippen Jr. S/ 4- Wright J/ 12- Thomas T/ 23- Mann J/ 42- Millora-Brown Q/	01:35	0-3	-3	0.0000	1	0	0	0	0.0000
0- Lawrence T/ 4- Wright J/ 11- Dorsey G/ 12- Thomas T/ 23- Mann J/	01:13	0-8	-8	0.0000	0	0	0	0	0.0000
0- Lawrence T/ 10- Stute M/ 11- Dorsey G/ 12- Thomas T/ 23- Mann J/	01:06	7-3	4	6.3636	1	0	0	1	2.4306
2- Pippen Jr. S/ 5- Dezonie S/ 12- Thomas T/ 15- Frank T/ 42- Millora-Brown Q/	00:52	2-2	0	2.3077	0	0	0	0	2.0000
0- Lawrence T/ 2- Pippen Jr. S/ 4- Wright J/ 10- Stute M/ 12- Thomas T/	00:09	0-0	0	0.0000	0	0	0	0	0.0000