



SMU Basketball
71 All-League 1st Team Honors
24 Selections In The NBA Draft
16 Conference Titles
18 Postseasons
12 NCAA Tournaments
12 League Players Of The Year
9 All-Americans (12 honors)
1 Final Four

This Game
VANDERBILT Commodores
(5-1)
at
SMU Mustangs
(6-3)

Saturday, December 4
5 p.m.

Dallas, Texas
Moody Coliseum (7,000)

TV: ESPN+
(Chris Mycoskie, Stephen Howard)

SMU Radio: KAAM 770 AM, SMU App
(Rich Phillips, Scott Garner)

#PonyUp

Next Game:
DAYTON Flyers
at SMU Mustangs
Wednesday, Dec. 8 - 7pm
Dallas, Texas - Moody Coliseum
TV: ESPN+
(John Liddle, Stephen Howard)
SMU Radio: KAAM 770 AM, SMU App
(Rich Phillips, Scott Garner)
#PonyUp

Following Game:
SMU Mustangs
at NEW MEXICO Lobos
Sunday, Dec. 19 - 2pm CT/1pm MT
Albuquerque, New Mexico - The Pit
TV: Stadium
SMU Radio: KAAM 770 AM, SMU App
(Rich Phillips, Scott Garner)
#PonyUp

Head CoachTim Jankovich
Overall264-179 (15th Year)
At SMU107-58 (6th Year)
Location (Enrollment)Dallas, Texas (12,385)
ConferenceAmerican Athletic
ColorsRed & Blue
ArenaMoody Coliseum (7,000)
CourtDavid B. Miller Court
PresidentDr. R. Gerald Turner
Director of AthleticsRick Hart
Basketball SIDHerman Hudson / hermanh@smu.edu
Office/Cell Phone214-768-1304 / 214-924-0358
.....Lindsey Olsen / lmolsen@smu.edu
Web SiteSMUMustangs.com
Facebook/SMUMustangs, /SMUBasketball
Twitter@SMUMustangs, @SMUBasketball,
.....#PonyUp, #PonyUpDallas, #MoodyMagic
Instagram@SMU.Mustangs, @SMUBasketball
Mobile AppSMUMustangs.com/App
Credentials/ArticlesSMUMustangs.com/media

2021-22 Honors • Kendric Davis - Wooden Award Preseason 50 Watch List, Naismith Trophy Watch List, Bob Cousy Award Watch List, Lute Olson Award Watch List, Preseason All-AAC First Team, AAC Player of the Week (N22)

#MoodyMagic - Since renovation for 2013-14 season

Receiving votes or ranked in the AP in 7 of 8 seasons (2013-14 to 2020-21), as high as No. 8
2014-15 & 2016-17 AAC Season & Tournament Champs, NCAA Tournament

NIT 2014 (Finalist), 2021 • 2015-16 Las Vegas Classic Champions • 2019-20 Southwestern Showdown Champions • 3 NBA Draft Picks • 3 AAC Players of the Year • 3 AP All-America Honorable Mention • Academic All-American • 2 Wooden Award Watch List • 3 Naismith Trophy Watch List • Karl Malone Award Watch List • 3 Bob Cousy Award Watch List • 4 Lute Olson Award Watch List • Jerry West Award Watch List • Oscar Robertson Trophy Watch List • 12 NABC All-District • 5 USBWA All-District • 2 NABC College All-Stars • 5 All-AAC 1st Team • 8 All-AAC 2nd Team • 4 All-AAC 3rd Team • 3 AAC Sixth Man of the Year • 2 NABC Good Works Team Nominees • 2 Senior CLASS Award Nominees • 6 NABC Honors Court • 24 AAC All-Academic Team

No.	Name	Pos.	Ht.	Wt.	Yr.-Exp.	Hometown (Previous School / High School)
PROBABLE STARTERS						
2	Jalen Smith	G	6-4	175	Fr.-HS	Orlando, Fla. (Oak Ridge HS)
3	Kendric Davis	G	6-0	180	Sr.-2L	Houston, Texas (TCU / Sam Houston HS)
5	Emmanuel Bandoumel	G	6-4	180	Sr.-2L	Quebec City, Quebec (Hill College [TX]/de Brebeuf HS)
10	Zach Nutall	G	6-3	185	Sr.-TR	Bryan, Texas (Sam Houston State / Bryan HS)
22	Isiah Jasey	F	6-10	250	Sr.-2L	Killeen, Texas (Texas A&M/Sunrise Christian Academy [Kan.])
RESERVES						
1	Zhuric Phelps	G	6-3	175	Fr.-HS	Midland, Texas (Duncanville HS)
4	Tyler Lundblade	G	6-4	185	Fr.-HS	Grapevine, Texas (Greensboro Day School [N.C.])
13	Stefan Todorovic	F	6-8	190	Fr.-HS	Belgrade, Serbia (Prolific Prep [Calif.])
15	Darius McBride	G	6-4	190	So.-1L	Cedar Park, Texas (Austin Westlake HS)
21	Jahmar Young Jr.	F	6-9	215	Jr.-2L	Oak Cliff, Texas (DeSoto HS)
23	Michael Weathers	G	6-3	175	Sr.-TR	Roeland Park, Kan. (Texas Southern/Shawnee Mission North HS)
25	Tristan Clark	F	6-10	245	Sr.-TR	San Antonio, Texas (Baylor / Wagner HS)
33	Franklin Agunanne	F	6-9	245	Jr.-TR	Abuja, Nigeria (Loyola Chicago / La Lumiere [Ind.])
50	Marcus Weathers	F	6-5	215	Sr.-TR	Roeland Park, Kan. (Duquesne/Shawnee Mission North HS)

Head Coach: Tim Jankovich (Kansas State, 1982)

Assistant Coach: Jay Duncan (Villanova, 2012)

Assistant Coach: Yaphett King (Cal State Fullerton, 2005)

Assistant Coach: John Cooper (Wichita State, 1991)

Director of Basketball Operations: Sean Stout (North Carolina, 2010)

Director of Player Development: Nemanja Jovanovic (University of Belgrade, 2009)

Video Coordinator: Jon Ekey (Illinois State, 2013)

Director of Recruiting: Mike Hatch (UT Pan American, 1983)

Graduate Manager: Zach Steinberg (Illinois Springfield, 2019)

Director of Basketball Athletic Performance: Jace Fredenburg (Bellevue, 2010)

Athletic Trainer: Myles Thornton (UIW, 2019)

Pronunciations: Franklin Agunanne (ah-goo-nah-nay), Emmanuel Bandoumel (ban-do-mel), Tim Jankovich (jank-o-vich), Isiah Jasey (jay-see), Zach Nutall (nut-all), Stefan Todorovic (toh-door-oh-vich)

SMU continues a five-game homestand on Saturday against Vanderbilt. The Mustangs are 6-0 at Moody Coliseum this season after an 83-64 win against UNLV on Wednesday. The homestand concludes with Dayton on Wednesday.

This matchup is the return game from a meeting in Nashville two seasons ago. The Mustangs won 92-81 in overtime on Jan. 4, 2020, in a matchup that was part of the SEC/American scheduling alliance.

Vanderbilt (7-15)

H: 5-5 A: 2-10 N: 0-0 OT: 1-2
2019-20 J4 A~ W, ot 92-81
2020-21 D8 H~ Canceled (COVID-19)
~ AAC/SEC Scheduling Alliance

Dayton (3-1)

H: 1-0 A: 1-1 N: 1-0 OT: 0-0
2020-21 D5 A~ W 66-64 [-/rv]
[AP/Coaches]

New Mexico (0-3)

H: 0-1 A: 0-1 N: 0-1 OT: 0-0
WAC: 0-2 H: 0-1 A: 0-1 TOURNAMENT: 0-1
1996-97 J11 A~ L 58-78 [18]
F6 H~ L 72-75 [9]
1998-99 M4 N^ L 56-57 [25]
* WAC ^ WAC Tournament [AP]

2021-22 SCHEDULE AND RESULTS

Day	Date	Opponent (TV) [SMU Rank]	Result	Record
Tue.	N9	McNeese (ESPN+)	W, 86-62	1-0
Fri.	N12	at [13/12] Oregon (Pac-12)	L, 86-63	1-1
Mon.	N15	Northwestern State (ESPN+)	W, 95-48	2-1
Thu.	N18	Southeastern Louisiana (ESPN+)	W, 78-61	3-1
The Jacksonville Classic by Fabletics				
Sun.	N21	vs Missouri (CBSSN)	L (ot), 80-75	3-2
Mon.	N22	vs LMU (CBSSN)	L, 76-70	3-3
Wed.	N24	Sam Houston (ESPN+)	W, 75-66	4-3
Sun.	N28	ULM (ESPN+)	W, 74-67	5-3
Wed.	D1	UNLV (ESPN+)	W, 83-64	6-3
Sat.	D4	Vanderbilt (ESPN+)	5pm	
Wed.	D8	Dayton (ESPN+)	7pm	
Sun.	D19	at New Mexico (Stadium)	2pm CT/1pm MT	
Tue.	D21	Evansville (ESPN+)	6pm	
Wed.	D29	at Tulsa * (ESPN+)	7pm	
Sun.	J2	UCF * (ESPNU)	1pm	
Thu.	J6	at Cincinnati * (ESPN2/U)	9pm ET/8pm CT	
Wed.	J12	USF * (ESPN+)	7pm	
Sat.	J15	at Tulane * (ESPN+)	1pm	
Thu.	J20	at [18/19] Memphis * (ESPN2)	6pm	
Sun.	J23	Wichita State * (ESPN2)	4pm	
Wed.	J26	at USF * (ESPN+)	7pm ET/6pm CT	
Sat.	J29	Temple * (ESPN+)	2pm	
Sat.	F5	at Wichita State * (ESPN2/U)	5pm	
Wed.	F9	[15/14] Houston * (ESPN2/U)	6pm	
Sat.	F12	at East Carolina * (ESPNU)	6pm ET/5pm CT	
Wed.	F16	at Temple * (ESPN2/U)	9pm ET/8pm CT	
Sun.	F20	[18/19] Memphis * (ESPN)	2pm	
Wed.	F23	Tulsa * (ESPN+)	7pm	
Sun.	F27	at [15/14] Houston * (ESPN)	12pm	
Thu.	M3	Cincinnati * (ESPN2/U)	TBD	
Sun.	M6	Tulane * (ESPN+)	2pm	
March 10-13 AAC Championship (Fort Worth - Dickies Arena)				

* American Athletic Conference [AP / Coaches]

KAAM 770 AM (flagship) (TuneIn App - SMU)

Home games on David B. Miller Court at Moody Coliseum (7,000)

Tickets at SMUMustangs.com or 214-SMU-GAME (214-768-4263)

Dates and times subject to change

2 - AAC season & tournament titles ('14-15, '16-17)

3 - In NBA (Sterling Brown, Dallas; Shake Milton, Philadelphia; Semi Ojeleye, Milwaukee)

3 - In NBA Draft ('17 Semi Ojeleye, Sterling Brown; '18 Shake Milton)

3 - AAC Players of the Year ('15 & '16 Nic Moore; '17 Semi Ojeleye)

3 - AAC Sixth Man OTY ('15 & 16 Markus Kennedy; '17 Ben Emelogu)

7 - Wins over AP top 20 under Tim Jankovich

8-4 - SMU in The American Championship (2015 & 2017 Champs)

17 - All-American Athletic Conference Selections (Most in AAC)

57-15 - Regular season non-conference under Tim Jankovich

75-17 - At Moody Coliseum under Tim Jankovich

VANDERBILTHead Coach Jerry Stackhouse
SIDGavin Nevill / terrence.g.nevill@vanderbilt.edu
Websitevucommodes.com

DAYTONHead Coach Anthony Grant
SIDDoug Hauschild / dhauschild1@dayton.edu
Websitedaytonflyers.com



Tim Jankovich was named head coach at SMU on July 8, 2016, after four years as associate head coach. He is in his 39th season as a collegiate coach and 15th season as a Division I head coach (258-176). He is 101-55 at SMU entering his sixth season (2021-22) leading the Mustangs. In five seasons at the helm, SMU has won the 2016-17 American

Athletic Conference regular season and tournament championships, made the 2017 NCAA Tournament, the 2021 NIT and has seven wins over AP top-20 ranked teams. Under Jankovich, SMU is 69-17 (.802) at Moody Coliseum.

He previously was head coach at Illinois State (2007-12) and North Texas (1993-97), and as an assistant or head coach, his teams have won seven regular season conference championships and five league tournament titles, made 10 NCAA appearances and have earned nine NIT berths. His career includes serving as an assistant coach for Lon Kruger, Jack Hartman, Eddie Sutton, Kevin Stallings, Bill Self, Larry Brown, Boyd Grant, Gene Iba and Bob Weltlich.

In his nine seasons at SMU, the Mustangs have won The American regular season twice (2014-15, 2016-17), the AAC Tournament twice (2015, 2017) and made the NCAA tournament two times (2015, 2017). SMU also reached the NIT twice (2014, 2021), reaching the title game in 2014. SMU has also won the 2015-16 Las Vegas Classic and the 2019-20 Southwestern Showdown. The Mustangs have garnered three American Athletic Conference Player of the Year honors (Nic Moore 2014-15, 2015-16; Semi Ojeleye in 2016-17) and three AAC Sixth Man of the Year awards (Markus Kennedy 2014-15, 2015-16; Ben Emelogu II 2016-17). In the eight seasons in The American, SMU has 17 All-AAC selections, the most in the league. The Mustangs won their first 36 games at Moody Coliseum with Jankovich as the head coach, which is the second-best home start in NCAA history. The program has been in the Associated Press Top 25 in four of the seasons, being ranked as high as No. 8. The Mustangs have at least received votes in the AP Top 25 in seven of the past eight years. The Mustangs have had four players in the NBA (Semi Ojeleye, Sterling Brown, Shake Milton, Ben Moore), with three selected in the NBA Draft (Semi Ojeleye, Sterling Brown in 2017; Shake Milton in 2018). Several others have had professional playing careers throughout the world, including Ben Emelogu II, Isiah Mike, Nic Moore, Markus Kennedy, Yanick Moreira, Nick Russell and Jordan Tolbert.

Prior to SMU, he spent five seasons (2007-12) as the head coach at Illinois State, where his teams went 105-64, and made four NIT appearances (2008, 2009, 2010, 2012). He also won at least 20 games and finished in the top-three in the Missouri Valley in each of the NIT seasons. They advanced to the MVC tournament title game three times (2008, 2009, 2012), twice falling in overtime. In his five years at ISU, Jankovich was named IBCA District Coach of the Year four times (2008, 2009, 2010, 2012).

Before arriving at Illinois State, he spent five years as an assistant for Kansas coach Bill Self (one at Illinois and four at Kansas). During that stretch, their teams made five straight NCAA Tournaments, two trips to the Elite Eight and laid the foundation for Kansas' National Title in 2008.

In Jankovich's four years at Kansas, the Jayhawks compiled a 105-29 (.784) record, won three Big 12 regular season titles (2005, 2006, 2007), a pair of Big 12 tournaments (2006, 2007) and advanced to the NCAA Tournament in each campaign. In his final season at Kansas (2006-07), the Jayhawks went 33-5, and advanced to the Elite Eight for the second time in four years. The Jayhawks finished the season ranked No. 2 in both the final Associated Press and ESPN/USA Today polls. KU finished each season of his tenure ranked No. 16 or better.

In his one year as an assistant at Illinois (2002-03), the team finished 25-7, won the Big Ten Tournament and advanced to the second round of the NCAA Tournament. Illinois was No. 11 in the final AP poll.

For the past 30-plus years, Jankovich has played a key role in recruiting and player development. He is responsible for having attracted and coached some of the most accomplished recruiting classes in college basketball and has coached 27 current or former NBA players.

In addition to working under Self, Jankovich has served as an assistant coach for Eddie Sutton, Jack Hartman, Lon Kruger, Boyd Grant, Gene Iba, Bob Weltlich and Kevin Stallings. Other than Kansas and Illinois, he also served on the coaching staffs at UTPA, Kansas State, Texas, Colorado State, Baylor,

TIM JANKOVICH HEAD COACHING RECORD

2016-17 Naismith National Coach of the Year Semifinalist, AAC Coach of the Year, USBWA District VII Coach of the Year, NABC All-District 25 Coach

OVERALL

Year	School	W	L	PCT	H W-L	A W-L	N W-L	OT W-L	
93-94	North Texas	14	15	.483	8-4	3-9	3-2	0-1	Southland (4th)
94-95	North Texas	14	13	.519	9-5	5-8	0-0	0-0	Southland (4th)
95-96	North Texas	15	13	.536	9-3	5-9	1-1	2-0	Southland (2nd)
96-97	North Texas	10	16	.385	6-6	3-9	1-1	3-1	Big West (5th - East)
07-08	Illinois State	25	10	.714	15-1	7-5	3-4	0-0	NIT, Missouri Valley (2nd)
08-09	Illinois State	24	10	.706	13-2	7-7	4-1	2-5	NIT, Missouri Valley (3rd)
09-10	Illinois State	22	11	.667	12-2	5-7	5-2	0-1	NIT, Missouri Valley (3rd)
10-11	Illinois State	12	19	.387	7-8	2-10	3-1	0-0	Missouri Valley (T-9th)
11-12	Illinois State	21	14	.600	12-3	3-8	6-3	2-2	NIT, Missouri Valley (T-3rd)
15-16	SMU	9	0	1.000	7-0	2-0	0-0	0-0	Served as HC for first 9 games
16-17	SMU	30	5	.857	18-0	8-3	4-2	0-0	AAC RS & T Champs, NCAA
17-18	SMU	17	16	.515	13-5	2-8	2-3	0-0	3 Wins vs AP Top 15
18-19	SMU	15	17	.469	10-8	3-7	2-2	0-0	10-6 With Full Roster
19-20	SMU	19	11	.633	15-2	4-9	0-0	2-2	2 AP Top 20 Wins, 3 All-AAC
20-21	SMU	11	6	.647	6-2	5-2	0-2	0-0	NIT, AAC (4th), 2 All-AAC
21-22	SMU	6	3	.667	6-0	0-1	0-2	0-0	
TOTALS		264	179	.596	166-51	64-102	34-26	11-12	
					.765	.386	.567	.478	
At SMU		107	58	.648	75-17	24-30	8-11	2-2	
					.815	.444	.421	.500	

CONFERENCE

Year	School	W	L	PCT	H W-L	A W-L	OT W-L
93-94	North Texas	9	9	.500	6-3	3-6	0-1
94-95	North Texas	9	9	.500	5-4	4-5	0-0
95-96	North Texas	12	6	.667	7-2	5-4	2-0
96-97	North Texas	5	11	.313	2-6	3-5	2-1
07-08	Illinois State	13	5	.722	8-1	5-4	0-0
08-09	Illinois State	11	7	.611	7-2	4-5	2-3
09-10	Illinois State	11	7	.611	8-1	3-6	0-0
10-11	Illinois State	4	14	.222	3-6	1-8	0-0
11-12	Illinois State	9	9	.500	7-2	2-7	1-0
15-16	SMU	0	0		0-0	0-0	0-0
16-17	SMU	17	1	.944	9-0	8-1	0-0
17-18	SMU	6	12	.333	4-5	2-7	0-0
18-19	SMU	6	12	.333	4-5	2-7	0-0
19-20	SMU	9	9	.500	8-1	1-8	1-1
20-21	SMU	7	4	.636	3-2	4-2	0-0
21-22	SMU						
TOTALS		128	115	.527	81-40	47-75	8-6
					.669	.385	.571
At SMU		45	38	.542	28-13	17-25	1-1
					.683	.405	.500

Oklahoma State and Vanderbilt. In addition, he served as a head coach for four years at the University of North Texas (1993-97) and two seasons at Hutchinson Community College (1997-99).

Jankovich guided Hutchinson Community College from 1997-99, going 50-14, posting back-to-back 20-win campaigns and national rankings both seasons. At Vanderbilt (1999-2002), he played a key role that helped lead the Commodores to two NIT appearances in three years (2000, 2002). The core of Jankovich's recruited players at Vanderbilt advanced to the NCAA Sweet 16 in 2004.

One of the winningest players in Kansas State history, he was a four-year starter at point guard (one at Washington State and three years for legendary coach Jack Hartman at KSU). In each of his seasons at KSU, the Wildcats ranked in the top-20 and advanced to the NCAA Tournament. Jankovich played in nine NCAA Tournament games, advancing to the 1981 Elite Eight and the 1982 Sweet 16.

A three-time academic All-American and honorable mention All-Big Eight player, he finished at Kansas State in the school's top-10 in nine categories, including first in season FT pct. (.917) and eighth in career FG pct. (.510). He set the Big Eight Tournament record for single-game assists (14).

Jankovich graduated from Kansas State cum laude in 1982 with a 3.63 GPA in business finance and received his master's degree in radio/television in 1985. He and his wife, Cindy, have a son, Michael.



In the win over UNLV on Wednesday, SMU shot a season-best 60.0% from the field and had a season-high 23 assists on 30 field goals. Kendric Davis had a team-high 18 points with eight assists. Michael Weathers had season highs of 14 points, nine rebounds and six assists. Emmanuel Bandoumel scored 13 points and Tristan Clark added 10 points on 5-of-6 shooting. Jalen Smith started for the first time and finished with a season-high nine points on 3-of-4 from 3-point range.

The Mustangs are 6-0 at home this season, and have won 27 of the last 31 games at Moody Coliseum.

SMU is 57-15 in regular-season non-conference games under Tim Jankovich. The Mustangs are 47-4 at Moody Coliseum in those games, 3-6 in neutral-site games and 7-5 in true road games.

Kendric Davis was named to The American Weekly Honor Roll. In three games last week, he averaged 21.3 points, 6.0 rebounds, 5.3 assists and 1.3 steals while shooting 48.7% FGs (19-39), 42.1% 3FGs (8-19) and 85.7% FTs (18-21).

Kendric Davis was selected unanimous preseason All-American Athletic Conference First Team, named to the Naismith Trophy Watch List, the Wooden Award Preseason 50 Watch List, the Bob Cousy Point Guard of the Year Watch List and the Lute Olson Player of the Year Award Watch List. Last season, he was unanimous All-AAC First Team as well as USBWA All-District and NABC All-District. Davis led the AAC in scoring (19.0) and assists (7.6, 4th NCAA) last season, and was the only player to lead his league in both.

QUICK HITS

- **Emmanuel Bandoumel** is averaging 11.2 points (19th AAC) while hitting 41.8% (5th AAC) on 3FGs (23-45) and making 2.6 threes per game (7th AAC). Had a career-high 21 points in the win vs ULM on 11/28. In 2020-21, he averaged 10.2 points (24th AAC), 2.9 rebounds and 1.4 assists while shooting 36.4% from three (14th AAC) and 73.3% on FTs. He had a then-career-high 19 points, including the buzzer-beating game winner for a 66-64 victory at Dayton on Dec. 5, 2020.

- **Tristan Clark (2019-20 Karl Malone Watch List)** is averaging 7.0 points and 4.1 rebounds while shooting 71.4% from the field (25-35).



Kendric Davis is the third Mustang named to the Bob Cousy List: Nic Moore (2015-16) and Shake Milton (2017-18).

TIM JANKOVICH CAREER TIMELINE

77-78	Washington State	Student-Athlete	
79-82	Kansas State	Student-Athlete	3 NAAs ('81 Elite 8, '82 Sweet 16), 3x Academic All-America & Academic All-Big 8
83-84	UT-Pan American	GA	
84-86	Kansas State	Asst. Coach	
86-87	Texas	Asst. Coach	
87-91	Colorado State	Associate HC	WAC Champs '89, '90, NCAA '89, '90, NIT '88
91-92	Baylor	Asst. Coach	
92-93	Oklahoma State	Asst. Coach	20-9, Second in Big 8
93-97	North Texas	Head Coach	'94 & '96 Southland Tournament Finals
97-99	Hutchinson CC	Head Coach	50-14, 2 NJCAA Tournaments, Top-20 each year
99-02	Vanderbilt	Asst. Coach	51-41 in 3 years, '00 & '02 NITs
02-03	Illinois	Asst. Coach	Big Ten Tournament Champs, NCAA 2nd Rnd
03-07	Kansas	Asst. Coach	105-29 in 4 years, 3 Big 12 Titles ('05, '06, '07), 2 Big 12 Tour. Titles ('06, '07), 4 NAAs ('04 & '07 Elite Eight)
07-12	Illinois State	Head Coach	106-64 in 5 years, 4 NITs '08, '09, '10, '12, 3 Missouri Valley Tournament Finals '08, '09, '12
12-16	SMU	Associate HC	2015-16 Las Vegas Classic Champs, Started 18-0, Ranked as high as No. 8; 2015 AAC RS & T Champs, NCAA 2nd Rnd, 2014 NIT Finalist, first ranking since '84-85
2016-	SMU	Head Coach	2016-17 AAC Season & Tour. Champs, NCAA 2017-18 - 3 Wins vs AP Top 15 2018-19 - 10-6 With Full Roster 2019-20 - 15-2 At Moody, 2 Wins vs AP Top 20 2020-21 - 11-4 Regular Season, NIT, 2 All-AAC

TIM JANKOVICH TIMELINE AT SMU

April 26, 2012 - Named Associate HC for Larry Brown
Nov. 17, 2012 - Signs Sterling Brown, Ben Moore, Yanick Moreira
Dec. 23, 2013 - SMU gets a vote in AP poll, first since Dec. 23, 2003
Jan. 4, 2014 - SMU opens renovated Moody Coliseum; first sellout (7,166) since Nov. 2001
Feb. 10, 2014 - SMU #23 in AP Poll, first ranking since 1984-85
March 16, 2014 - SMU earns No. 1 seed in NIT
April 3, 2014 - Minnesota defeats SMU 65-63 in NIT Final
Sept. 2, 2014 - SMU announces Moody Coliseum sold out of season tickets for 2014-15 season
Oct. 31, 2014 - SMU is #22 in preseason AP & Coaches Polls
Feb. 14, 2015 - [25/25] SMU hosts ESPN College Gameday then defeats Connecticut 73-55
March 8, 2015 - [22/22] SMU def. Tulsa 67-62 to claim AAC title (first at SMU since 1993 SWC)
March 15, 2015 - [20/21] SMU wins AAC Tournament 62-54 at UConn (SMU's first since 1988 SWC)
March 19, 2015 - SMU's first NCAA game since 1993 (L, 60-59 vs UCLA)
Dec. 17, 2015 - Win 105-72 vs. Hampton to go 9-0 as acting HC (also wins vs. Michigan & Stanford)
Dec. 23, 2015 - SMU wins Las Vegas Classic 70-66 vs. Colorado
Jan. 11, 2016 - SMU #10 in AP, first top-10 since '84-85 (#8 on Jan. 18).
Jan. 19, 2016 - #8 SMU def. Houston 77-73 for 18-0 start, best in SMU history, last unbeaten NCAA DI team (lost 89-80 at Temple on 1/24)
March 3, 2016 - #24 SMU def. UConn 80-54 for 25th win, best in regular season at SMU (25-5)
July 8, 2016 - Named head coach at SMU.
Dec. 20, 2016 - SMU def. Albany to go 10-3 non-conference (wins vs Pittsburgh, TCU & Stanford)
Feb. 6, 2017 - SMU ranked No. 25 in AP (20-4, 10-1 AAC)
Feb. 12, 2017 - No. 25 SMU defeats No. 11 Cincinnati 60-51
March 2, 2017 - No. 14 SMU def. Tulsa 93-70 to clinch AAC title
March 3, 2017 - 1 of 10 semifinalists for Naismith Coach OTY
March 4, 2017 - No. 14 SMU defeats Memphis 103-62 to clinch AAC outright
March 7, 2017 - Named USBWA District VII Coach of the Year
March 9, 2017 - Named American Athletic Conference Coach of the Year
March 12, 2017 - #12/15 SMU defeats #15/18 Cincinnati 71-56 for AAC Tournament title
March 17, 2017 - #11/13 SMU plays in second NCAA Tournament in 3 seasons (L, 66-65 vs USC)
June 22, 2017 - Semi Ojeleye (37th by Boston) and Sterling Brown (46th by Philadelphia, traded to Milwaukee) selected in the NBA Draft
Nov. 18, 2017 - SMU def. UAPB 72-37 to go 29-0 at home under Jankovich, 2nd-best NCAA history
Nov. 23, 2017 - SMU def. #2/4 Arizona 66-60 in Battle 4 Atlantis, first SMU win vs AP #2 since 1967
Dec. 2, 2017 - SMU def. #14/18 USC 72-55
Dec. 31, 2017 - SMU def. USF 79-39 (last home win in streak) to reach 36-0 at Moody Coliseum, 2nd-best home start in NCAA history and 33rd straight home win, 2nd-best in SMU history
Jan. 17, 2018 - SMU wins 83-78 at #7/4 Wichita State, first SMU win at AP top 10 since 1982
June 21, 2018 - Shake Milton selected 54th in the NBA Draft (by Dallas, traded to Philadelphia)
Dec. 15-16, 2018 - SMU wins 81-73 at Georgetown, tours the U.S. Capitol/Washington, D.C.
Feb. 21, 2019 - #RedOut - SMU dominates UCONN 77-59 to make it five AAC matchups at Moody Coliseum without a loss; all in red jerseys.
Nov. 18, 2019 - Win 59-57 at [r/v] Evansville, 10th win under Jankovich vs ranked/receiving votes.
Nov. 29, 2019 - Wins Southwestern Showdown (4-0 at UNLV, vs Jackson St, vs Hartford, vs ACU)
Jan. 4, 2020 - SMU rallies from 15 down to win 92-81 in OT at Vanderbilt.
Jan. 25, 2020 - SMU wins 74-70 at No. 20/20 Memphis
Feb. 12, 2020 - SMU def. UConn 79-75, goes undefeated vs UConn at Moody Coliseum in the AAC.
Feb. 15, 2020 - SMU def. [20/19] Houston 73-72 (ot), 7th win over an AP ranked team.
Dec. 5, 2020 - Win 66-64 at buzzer at [-/v] Dayton, 13th win vs team ranked/receiving votes
March 14, 2021 - SMU selected for 16-team NIT, 4th postseason in 8 years



SMU has the most All-American Athletic Conference selections!

• **Kendric Davis** (2021-22 Preseason All-AAC First Team, Bob Cousy PG of the Year Watch List, Lute Olson Player of the Year Watch List, Naismith Trophy Watch List, Wooden Award Watch List, AAC Player of the Week [N22], AAC Weekly Honor Roll [N29] - 2020-21 All-AAC First Team, NABC All-District First Team, USBWA All-District, Lute Olson National Player of the Year Mid-Season Watch List, ESPN Player of the Week [D7], AAC Player of the Week [D7, F15], AAC Weekly Honor Roll [N30, D21, J4, J11, J25, F8]) is averaging 20.2 points (3rd AAC, 27th NCAA), 5.1 rebounds (17th AAC), 5.7 assists (1st AAC, 25th NCAA) with a 1.8 assist/turnover ratio (7th AAC) and hitting 48.6% on FGs (5th AAC), 89.1% on FTs (2nd AAC, 55th NCAA) and 41.2% 3FGs with 2.3 3FGs per game (9th AAC). In 2020-21, he averaged 19.0 points (1st AAC) and 7.6 assists (1st AAC, 4th NCAA), 1.6 steals (4th AAC) with a 3.2 assist-to-turnover ratio (1st AAC, 10th NCAA). He was also among the league leaders in FG% (48.1, 7th), 3FG% (37.3, 12th AAC) and FT% (83.3, 5th AAC). He had 5 points-assists double-doubles last season. He has 5 or more assists in 34 of 43 games as a Mustang. He set the AAC record with 14 assists vs Cincinnati 1/7. In 2019-20, he averaged 14.2 points (8th AAC) and an AAC-best 6.7 assists (10th NCAA) with 4.1 rebounds and 1.2 steals. He was 88-103 on FTs (85.4%, 2nd AAC). His assist-to-turnover ratio of 2.7 led the AAC and ranked 19th nationally. **Davis led The American in scoring and assists. He was the only player in the country to lead his league in both.**

• **Tyler Lundblade** (2020-21 McDonald's All-American nominee) is going to redshirt this season.

• **Isiah Jasey** has started all 9 games and is averaging 0.9 blocked shots (12th AAC) and 3.0 rebounds. Last season, he started 15 of 17 games last season. He finished 6th in the AAC in blocked shots (1.0) while adding 3.6 points and 3.8 rebounds in 18.1 minutes per contest.

• **Zach Nutall** (2020-21 Southland Conference Player of the Year at Sam Houston) is averaging 7.9 points, 4.3 rebounds and 2.3 assists (15th AAC) while hitting 34.0% on 3FG.

• **Zhuric Phelps** (2020-21 Texas Mr. Basketball) is averaging 3.2 points, 2.1 rebounds and 0.9 steals. His 5 steals in the win vs ULM on Nov. 28 were the most by an SMU freshman since Feb. 19, 2011 (Jeremiah Samarrrippas had 6 vs Tulsa).

• **Jalen Smith** is averaging 2.1 points, 1.2 rebounds and he is 4-8 on 3FGs.

• **Stefan Todorovic** (Nike Hoop Summit, Serbian U19 Team) is averaging 5.3 points and hitting 44.4% from three in his freshman season (12-27).

• **Marcus Weathers** (2-time All-A-10 at Duquesne) has 2 doubles-doubles. He is averaging 11.3 points (18th AAC), 6.7 rebounds (5th AAC) and 1.1 blocks (10th AAC) while hitting 54.2% on FGs and 76.0% on FTs.

• **Michael Weathers** (2020-21 SWAC Newcomer of the Year at Texas Southern) is contributing 7.6 points, 4.3 rebounds, 1.6 steals (10th AAC) and 1.1 blocks (7th AAC).

The Dallas Morning News SMU guard Kendric Davis withdraws from NBA draft pool to return to Mustang basketball program

Davis led the American Athletic Conference in both points and assists last season.



Kendric Davis announced on July 7 that he would return for the 2021-22 season.

SMU Career AAC Weekly Honors

20	Nic Moore
13	Kendric Davis
8	Markus Kennedy
8	Semi Ojeleye
7	Shake Milton
6	Ben Moore
6	Jimmy Whitt
4	Feron Hunt

Career AAC Player Of The Week

3	Shake Milton
---	--------------

SMU Season AAC Weekly Honors

8	Nic Moore, 2013-14
8	Semi Ojeleye, 2016-17
8	Kendric Davis, 2020-21
7	Nic Moore, 2014-15
5	Nic Moore, 2015-16
—	
2	Kendric Davis, 2021-22

2021-22 Rankings (Through Dec. 1)

AMERICAN RANKINGS

ALL GAMES - INDIVIDUAL

			NCAA
Scoring	3	Davis	20.2
	18	Ma. Weathers	11.3
	19	Bandoumel	11.2
Rebounding	5	Ma. Weathers	6.7
	17	Davis	5.1
FG Pct.	5	Davis	0.486
Assists	1	Davis	5.7
	15	Nutall	2.3
FT Pct.	2	Davis	0.891
Steals	10	Mi. Weathers	1.6
3FG Pct.	5	Bandoumel	0.418
3PT FGM	7	Bandoumel	2.6
	9	Davis	2.3
Blocked Shots	6	Young	1.3
	7	Mi. Weathers	1.1
	10	Ma. Weathers	1.1
	12	Jasey	0.9
	13	Clark	0.9
Ast/TO Ratio	7	Davis	1.8
Off. Rebs.	6	Ma. Weathers	2.3
Def. Rebs.	6	Ma. Weathers	4.3
	6	Davis	4.3
	11	Nutall	4.0
Minutes	3	Davis	33.5
Double-Doubles	1	Ma. Weathers	2
	4	Davis	1

ALL GAMES - TEAM

Scoring Off.	2	77.7	92
Scoring Def.	7	67.8	165
Scoring Margin	4	9.9	98
FT Pct.	3	0.743	76
FG Pct.	3	0.458	113
FG Pct. Def.	5	0.391	68
3Pt.FG Pct.	3	0.387	42
3Pt.FG Pct. Def.	5	0.299	86
Reb. Off.	3	39.4	69
Reb. Def.	9	35.9	
Reb. Margin	5	3.6	132
Blocked Shots	3	4.8	53
Assists	3	14.3	124
Steals	9	6.6	201
TO Margin	9	-0.7	225
Ast./TO Ratio	5	1.1	135
Off. Rebs.	7	10.6	162
Def. Rebs.	1	28.9	47
Def. Reb. Pct.	6	0.707	
Off. Reb. Pct.	8	0.306	
3PT FG Made	2	9.3	57
Turnovers	8	13.4	187
Turnovers Forced	9	12.8	237
W-L Pct.		0.667	112
Personal Fouls	3	14.6	57

CONFERENCE ONLY RANKINGS ON NEXT PAGE

2021-22 Specialty Stats

	Off T/O	2ndCh	Paint	FastB	Bench
SMU Avg.	16.3	10.6	30.4	14.3	25.4
Opp. Avg.	12.4	12.0	31.1	11.1	18.4



Cooper Watson
@coopertwatson

Top returning college basketball players by assist rate:

1. Kendric Davis, @SMUBasketball - 46.3%
2. Jalen Moore, @OaklandMBB - 45.9%
3. Jayden Saddler, @JaguarHoops 43.4%
4. Xavier Johnson, @IndianaMBB (from Pitt) - 42.2%
5. Kameron Langley, @ncatmbb - 41.1%

1:20 PM - Aug 17, 2021 - Twitter Web App

- **Jahmar Young Jr.** is adding career bests of 3.3 points, 2.5 rebounds and 1.3 blocked shots (6th AAC)
- SMU is **107-58** under Tim Jankovich and **75-17** at Moody Coliseum. The Mustangs are **26-4** at Moody Coliseum since the start of 2019-20.
- SMU is **57-15** in regular-season non-conference games under Tim Jankovich. The Mustangs are **47-4** at Moody Coliseum in those games, **3-6** in neutral-site games and **7-5** in true road games.
- SMU is **73-46** in AAC play since the start of 2014-15. The Mustangs are **45-15** at Moody Coliseum.
- SMU held 6 of 9 opponents under 40%. The Mustangs are **5-1** this season and **66-9** under Tim Jankovich when holding opponents at or below 40%.
- SMU shot a better percentage than 6 of 9 opponents so far this season. SMU is **5-1** this season and **96-10** under Tim Jankovich when outshooting an opponent.
- The Mustangs had five double-digit scorers in the win over Northwestern State. The Mustangs have had 4 score in double figures in 4 of 9 games this season. SMU is **3-1** this season and **72-15** under Tim Jankovich when at least four score 10+.
- The Mustangs have been ranked or received votes in the AP Poll in seven of the previous eight seasons (2013-14 to 2020-21).
- SMU has 7 wins against AP Top 25 teams under Tim Jankovich (20 games). That is second at SMU. Doc Hayes had 13 from 1947-67.
- SMU has won four total American Athletic Conference Championships, winning the regular season and tournament titles in 2015 and 2017.
- SMU has had three players selected in the NBA Draft since 2017. Sterling Brown and Semi Ojeleye in 2017 and Shake Milton in 2018. Jahmal McMurray was selected in the 2019 NBA G-League Draft. Ben Moore played for Indiana, San Antonio and in the G-League for Fort Wayne, the affiliate of the Indiana Pacers. Feron Hunt spent the 2021-22 preseason with the Dallas Mavericks and is with the Texas Legends, the G-League affiliate for the Mavericks.
- The Mustangs have 17 All-American Athletic Conference honorees, the highest in the AAC, in the first eight seasons of the league. That includes five first-team selections.

LAST GAME (W, 83-64 vs UNLV on Dec. 1): DALLAS (AP) -- — Kendric Davis had 18 points and eight assists and Michael Weathers posted 14 points, nine rebounds and six assists as SMU topped UNLV 83-64 on Wednesday night. Emmanuel Bandomuel had 13 points for SMU (6-3), which earned its sixth consecutive home victory. Tristan Clark added 10 points. Royce Hamm Jr. had 13 points and 10 rebounds for the Runnin' Rebels (4-4). Bryce Hamilton added 12 points. Justin Webster had 12 points.

THE SERIES VS VANDERBILT (7-15): This will be the 23rd time that the Mustangs and Commodores have squared off. The two programs played nearly every season between 1957 and 1973, and then met six more times over the next 20 years. The most recent meeting was the first of a home-and-home with SMU winning 92-81 in overtime at Vanderbilt on Jan. 4, 2020. The 2020-21 season matchup was canceled due to COVID and moved to the 2021-22 season.

LAST TIME VS VANDERBILT (W, 92-81 OT on January 4, 2020): NASHVILLE, Tenn. (AP) --- SMU coach Tim Jankovich knows his team may have stolen a win. The Mustangs rallied from a 15-point deficit in the second half to defeat Vanderbilt 92-81 in overtime. Vanderbilt (8-5) had a six-point lead with less than a minute to go in regulation when SMU hit two 3-pointers in nine seconds to tie the game at 77. Tyson Jolly connected on one with 28 seconds to go then the Mustangs forced a turnover and Isiah Mike drilled a 3 with 19 seconds to send the game into overtime.

AMERICAN/SEC ALLIANCE: The American entered into a scheduling alliance with the SEC prior to the 2019-20 season that featured four teams from each conference playing home-and-home series. SMU won 92-81 in overtime in Nashville on Jan. 4, 2020. The return game was scheduled for Dec. 8, 2020 at Moody Coliseum, but was canceled due to a COVID-19 case within the Vanderbilt program. The second part of the home-and-home series is now Dec. 4, 2021.

THE SERIES VS. DAYTON (3-1): The Mustangs are 3-1 in the series after the 66-64 win at Dayton last season. SMU won a neutral-site matchup, 67-59, in Lexington, Kentucky on Dec. 22, 1956, and the only matchup at Moody Coliseum, 53-48, on Nov. 18, 2006. Dayton's win was 82-57 at UD on Nov. 24, 2007.

LAST TIME VS DAYTON (W, 66-64 on December 5, 2020): DAYTON, Ohio – Emmanuel Bandomuel's floater from the left side with .2 left on the clock was met with screams from the nearby SMU bench and silence from the rest of University of Dayton Arena, as the Mustangs earned a 66-64 road victory. SMU (4-0) remained perfect on the young season, while ending Dayton's 20-game win streak. The improbable finish capped a day where the Mustangs spent more than 30 minutes trailing and never led by more than three. Down 61-60 with 2:22 left, both teams went cold for a stretch before Bandomuel hit a jumper with just under a minute to play to put SMU ahead by one. After a missed jumper by Dayton (1-1), SMU's Kendric Davis knocked down a pair of free throws with 19 seconds left to give the Mustangs their largest advantage of the day at 64-61. Dayton's Ibi Watson responded with 9 seconds left in regulation, hitting a 3-pointer to pull even for the seventh tie of the day. That set the stage for Bandomuel's game-deciding basket.

2020-21 Rankings (FINAL)

AMERICAN RANKINGS

CONFERENCE GAMES - INDIVIDUAL

Scoring	5	Davis	16.4
	18	Hunt	11.4
Rebounding	2	Hunt	8.8
FG Pct.	4	Hunt	0.556
	12	Davis	0.462
Assists	1	Davis	7.5
FT Pct.	8	Davis	0.818
Steals		Davis	1.2
3FG Pct	3	Smith IV	0.429
	15	Bandomuel	0.362
3PT FGM	14	Bandomuel	1.5
Blocked Shots	1	Anei	2.3
	11	Jasey	0.8
	14	Hunt	0.7
Ast/TO Ratio	1	Davis	2.6
Off. Rebs.	4	Hunt	2.4
Def. Rebs.	2	Hunt	6.5
Minutes	3	Davis	35.5
	21	Hunt	29.5
	25	Bandomuel	28.5
Double-Doubles		Hunt	4
		Davis	2

CONFERENCE GAMES - TEAM

Scoring Off.	5	68.9
Scoring Def.	4	37.2
Scoring Margin	4	1.7
FT Pct.	7	0.695
FG Pct.	2	0.448
FG Pct. Def.	3	0.399
3Pt.FG Pct.	7	0.322
3Pt.FG Pct. Def.	8	0.349
Reb. Off.	6	35.5
Reb. Def.	6	36.4
Reb. Margin	5	-0.8
Blocked Shots	2	4.6
Assists	4	13.9
Steals	10	5.1
TO Margin	6	-0.9
Ast./TO Ratio	5	1.0
Off. Rebs.	8	9.1
Def. Rebs.	2	26.5
Def. Reb. Pct.	7	0.700
Off. Reb. Pct.	7	0.267
3PT FG Made	7	6.8
Turnovers	5	13.4
Turnovers Forced	8	12.5



Former President George W. Bush regularly attends games at Moody Coliseum. The George W. Bush Presidential Library and Museum and the George W. Bush Institute are on the SMU campus.

UP NEXT: The Mustangs conclude the five-game homestand with and Dayton (Dec. 8). The final two non-conference games are at New Mexico on Dec. 19 and home against Evansville on Dec. 21. American Athletic Conference play opens at Tulsa on Dec. 29.

BIG-SHOT BANDOUMEL: Emmanuel Bandomel hit a driving jumper with 0.2 on the clock for the 66-64 win at [-/rv] Dayton on Dec. 5. It was his second game winner. He previously hit a three that beat the shot-clock buzzer with 30 seconds left in overtime for a 73-72 victory over [20/19] Houston on Feb. 15, 2020. He also hit a three to beat the halftime horn in the 80-75 overtime loss to Missouri.

FIVE AND DIME: Kendric Davis is averaging 20.2 points (3rd AAC, 27th NCAA) and 5.7 assists (1st AAC, 25th NCAA) with a 1.8 assist-to-turnover ratio (7th AAC). Last season, he averaged 7.6 assists (1st AAC, 4th NCAA). He has 5 or more assists in 40 of 52 games at SMU (6 of 9 this season). He set the AAC record with 14 assists vs Cincinnati 1/7/21 and has notched 13 assists twice (vs Houston Baptist 12/2/20 & vs Tulane on 2/1/20). He had 5 or more assists in 14 straight games (11/27/19 to 1/25/20). That was the longest streak with at least 5 assists since the SMU-record of 16 by Butch Moore from 3/14/85 to 1/8/86. Davis' 6.7 assists led the AAC (10th NCAA) and had a league-best 2.7 assist-to-turnover ratio (19th NCAA).

SMU Season Assists Average

1	9.1	Billy Allen (So.), 1979-80 (255/28)
2	8.9	Billy Allen (Fr.), 1978-79 (213/24)
3	7.7	Butch Moore (Sr.), 1985-86 (222/29)
4	7.6	Kendric Davis (Jr.), 2020-21 (1st AAC, 4th NCAA)
5	7.5	Butch Moore (Jr.), 1984-85 (247/33)
6	7.4	Michael Jaccar (Sr.), 1975-76 (206/28)
7	6.7	Gerald Lewis (Sr.), 1992-93 (180/27)
	6.7	Kendric Davis (So.), 2019-20 (173-26) (1st AAC, 10th NCAA)

SMU Career Assists Average

1	9.0	Billy Allen (468/52), 1978-80
2	6.8	Kendric Davis, 2019-
3	6.6	Butch Moore (828/125), 1982-86
4	5.6	Michael G. Jaccar (239/43), 1974-76
5	5.1	Nic Moore (508/100), 2013-16

SMU Season Assist-to-Turnover Ratio (Since 1976-77 - Min. 3.0 assists)

1	3.64	Butch Moore, 1985-86 (222 / 61)
2	3.17	Kendric Davis, 2020-21 (130 / 41) (1st AAC, 10th NCAA)
3	2.92	Scott Johnson, 1986-87 (149 / 51)
4	2.70	Jimmy Whitt, 2018-19 119 / 44)
	2.70	Kendric Davis, 2019-20 (173 / 64) (1st AAC, 19th NCAA)
6	2.56	Shake Milton, 2016-17 (159 / 62)

SMU Career Assist-to-Turnover Ratio (Since 1976-77 - Min. 3.0 assists)

1	2.68	Kendric Davis, 2019- (354 / 134)
2	2.53	Scott Johnson, 1983-87 (334 / 132)
3	2.38	Jimmy Whitt, 2017-19 (233 / 98)
4	2.32	Billy Allen, 1978-80 (468 / 202)
5	2.13	Shake Milton, 2015-18 (337 / 158)
6	2.12	Nic Moore, 2013-16 (508 / 240)
7	2.11	Butch Moore, 1982-86 (828 / 392)
8	2.00	Todd Alexander, 1987-89 (176 / 88)

SMU - Assists in an American Athletic Conference game

1	14	Kendric Davis, SMU vs Cincinnati, 1/7/21
2	13	Kendric Davis, Tulane, 2-1-20 (W, 82-67)
3	12	Nic Moore, at ECU, 1-13-16 (W, 79-55)
4	10	Nic Moore, [22/22] Memphis, 2-1-14 (W, 87-72)
	10	Nic Moore, UCF, 1-31-15 (W, 75-56)
	10	Shake Milton, Tulsa, 3-2-17 (W, 93-70)
	10	Kendric Davis, at Tulsa, 2-3-21 (W, 65-63)

AP Top 25 (Nov. 29)

RK	TEAM	REC	PTS
1	Duke(51)	7-0	1513
2	Purdue(9)	6-0	1442
3	Gonzaga(1)	6-1	1428
4	Baylor	7-0	1324
5	UCLA	6-1	1253
6	Villanova	4-2	1147
7	Texas	4-1	1115
8	Kansas	5-1	1027
9	Kentucky	5-1	1002
10	Arkansas	6-0	960
11	Arizona	6-0	851
12	BYU	6-0	791
13	Tennessee	4-1	730
14	Florida	6-0	681
15	Houston	5-1	631
16	Alabama	6-1	456
17	UConn	6-1	437
18	Memphis	5-1	435
19	Iowa State	6-0	403
20	USC	6-0	380
21	Auburn	5-1	325
22	Michigan State	5-2	295
23	Wisconsin	5-1	224
24	Michigan	4-2	177
25	Seton Hall	5-1	151

Others receiving votes: Illinois 111, St. Bonaventure 106, LSU 93, Ohio State 75, Indiana 63, Colorado State 59, Xavier 46, Texas Tech 34, Marquette 23, Iowa 9, North Carolina 9, San Francisco 7, Loyola Chicago 3, Virginia Tech 3, Wake Forest 2, Louisville 2, Iona 1, Ohio 1

Ferris Mowers Coaches Poll (Nov. 29)

RK	TEAM	REC	PTS
1	Duke(19)	7-0	761
2	Purdue(10)	6-0	742
3	Gonzaga	6-1	706
4	Baylor(2)	7-0	693
5	UCLA	6-1	627
6	Villanova	4-2	563
7	Kansas	5-1	524
8	Texas	4-1	500
9	Arkansas	6-0	473
10	Kentucky	5-1	436
11	Arizona	6-0	431
12	Florida	6-0	425
13	BYU	6-0	399
14	Houston	5-1	321
15	Tennessee	4-1	304
16	Alabama	6-1	231
17	UConn	6-1	222
18	USC	6-0	205
19	Memphis	5-1	184
20	Auburn	5-1	145
21	Wisconsin	5-1	140
22	Michigan State	5-2	138
23	Iowa State	6-0	134
24	Michigan	4-2	123
25	St. Bonaventure	5-1	96

Others receiving votes: Seton Hall 86, Texas Tech 68, LSU 66, Illinois 65, Ohio State 43, Marquette 42, Colorado State 38, Indiana 29, Iowa 28, Xavier 25, Florida State 22, Utah State 13, Providence 11, San Francisco 5, West Virginia 5, Oklahoma State 3, Saint Louis 3

SMU - Highest Win Percentage (50+ Wins)

.685 ^	Larry Brown	85-39	2012-16
.648	Tim Jankovich	107-58	2015-
.609	Doc Hayes	299-192	1947-67
.584	Dave Bliss	142-101	1980-88
.565	J.W. St. Clair	140-108	1924-38
.535	Mike Dement	138-120	1995-04

^ On court (58-39 official)

SMU - Highest Home Win Percentage (2+ Seasons)

.820 ^	Larry Brown	50-11	2012-16
.815	Tim Jankovich	75-17	2015-
.771	Doc Hayes	172-51	1947-67
.723	Dave Bliss	86-33	1980-88
.721	J.W. St. Clair	93-36	1924-38
.682	Sonny Allen	45-21	1975-80
.675	Mike Dement	81-39	1995-04
.655	Jimmy Tubbs	19-10	2004-06
.624	Bob Prewitt	63-38	1967-75

^ On court (32-11 official)



SMU fans set a Moody Coliseum attendance record of 7,518 for the 60-51 win against No. 11/11 Cincinnati on Feb. 12, 2017.



Head Coach Tim Jankovich was the 2016-17 AAC Coach of the Year, NABC All District Coach, USBWA District Coach of the Year and was 1 of 10 semifinalists for the Naismith Trophy Men's College Coach of the Year.

SMU Career Assists

1	828	Butch Moore, 1982-86
2	508	Nic Moore (100), 2013-16
3	491	Gerald Lewis, 1989-93
4	469	Jeryl Sasser, 1997-01
5	468	Billy Allen, 1978-80
7	419	Roderick Hampton, 1987-91
8	403	Kato Armstrong, 1985-89
9	396	Bryan Hopkins, 2002-06
10	387	Troy Matthews, 1993-97
11	371	Jon Killen, 2004-08
12	363	Zachary Thiel, 1971-74
13	354	Kendric Davis, 2019-

SMU Single-Game Assists

1	17	Gerald Lewis, Texas, 3-6-1993
2	15	Gerald Lewis, at Texas A&M, 2-25-1993
	15	Butch Moore, vs. Penn State, 12-18-1982
	15	Billy Allen, Baylor, 2-25-1980
	15	Billy Allen, [19] Kansas, 12-5-1979
	15	Billy Allen, Texas Wesleyan, 12-30-1978
	15	Mike Jaccar, Houston, 1-26-1976
8	14	Carl Wright, vs. Miami (OH), 3-16-1984
14		Kendric Davis, Cincinnati, 1-7-2021

American Athletic Conference - Single-Game Assists

1	14	Kendric Davis, SMU vs Cincinnati, 1/7/21
2	13	Russ Smith, Louisville vs. UConn, 3/8/14
		Brandon Goodwin, UCF at Tulane, 2/19/15
		Kendric Davis, SMU vs Tulane, 2/1/20
		Kendric Davis, SMU vs Houston Baptist, 12/2/20
6	12	Anthony Collins, USF vs. Hofstra, 11/25/14
		Jonathan Stark, Tulane vs. Temple, 1/7/15
		Nic Moore, SMU at ECU, 1/13/16
		Jalen Adams, UConn vs. Temple, 1/11/17
		Jalen Adams, UConn at USF, 1/25/17
		Malik Morgan, Tulane at ECU, 2/4/17
		Jalen Adams, UConn at ECU, 03/10/19
		David DeJulius, Cincinnati at SMU, 1/7/21
		Alterique Gilbert, Wichita State vs Tulane, 3/3/21
		Elijah Joiner, Tulsa vs Tulane, 3/11/21
		Kendric Davis, SMU vs Boise State, 3/18/21

KD FREE: Kendric Davis is 57-of-64 (89.1%, 2nd AAC, 55th NCAA) on free throws this season. He shot 83.3% on FTs in 2020-21 (5th AAC) and 85.4% in 2019-20 (2nd AAC).

SMU Career FT Pct.

1	88.4	Eric Longino (99-112), 1987-89
2	85.7	Kendric Davis (215-251), 2019-
3	84.2	Robert Nyakundi (182-216), 2008-12
4	83.9	Charles Beasley (270-322), 1964-67
5	83.8	Nic Moore (301-359), 2013-16
6	82.9	Todd Alexander (121-146), 1987-89
	82.9	Jahmal McMurray (97-117), 2017-19

GRAND TIME: The Mustangs have four players with over least 1,000 career points.

1,426	Marcus Weathers
1,290	Zach Nutall
1,129	Michael Weathers
1,108	Kendric Davis (875 at SMU)

Ranking the Top 100 And 1 best college basketball players entering the 2021-22

By Kyle Bonney, Matt Norlander, Gary Parrish • Based on KenPom.com 2020-21 season

25. Kendric Davis | SMU | Senior

Davis led the American Athletic Conference in both points (19.0) and assists (7.6) last season while helping SMU finish 50th at KenPom. His assist rate of 46.4 ranked first nationally, according to KenPom. Memphis coach Penny Hardaway has called him the most difficult opposing player to contain in the AAC. --GP

20 under-the-radar freshmen for the 21-22 season

Stefan Todorovic, SMU: Several college coaches believe that the Ponies' ability to land the 6-8 Todorovic was one of the biggest steals of the 2021 class. A lethal shooter with range, expect Todorovic to be one of the top freshmen in the American Athletic Conference during the upcoming season.

SMU - Most Wins In A Season (* Conference Champions)				
Wins	Season	Record	Coach	Postseason
30	2016-17*	30-5	Jankovich	NCAA 1st Rnd
28	1987-88*	28-7	Bliss	NCAA 2nd Rd
27 ^	2013-14	27-10	Brown	NIT Final
27	2014-15*	27-7	Brown	NCAA 2nd Rnd
26	1955-56*	26-4	Hayes	NCAA Final 4
25	1983-84	25-8	Bliss	NCAA 2nd Rd
25	2015-16	25-5	Jankovich/Brown	
23	1984-85	23-10	Bliss	NCAA 2nd Rd
22	1956-57*	22-4	Hayes	NCAA Reg SF
21	1999-00	21-9	Dement	NIT 1st Rnd
SMU - Most Conference Wins In A Season (* Champions)				
Wins	Season	League	Overall	Coach
17	2016-17	* 17-1	30-5	Tim Jankovich
15	2014-15	* 15-3	27-7	Larry Brown
13	2015-16	13-5	25-5	Larry Brown
SMU - Longest Winning Streaks				
Wins	Coach	Start Date	End Date	
20	Doc Hayes	12-22-1955	3-22-1956	
18	Brown/Jankovich	11-14-2015	1-24-2016	
16	Tim Jankovich	1-15-2017	3-17-2017	
10	Mike Dement	11-22-1997	1-3-1998	
10	Doc Hayes	2-2-1966	3-11-1966	
10	Tim Jankovich	12-2-2016	1-12-2017	
9	Dave Bliss	11-23-1984	12-25-1984	
9	Doc Hayes	12-6-1947	1-10-1948	
SMU - Polls Ranked AP Same Season (* Conf. Champs)				
Weeks	Season	Record	Conf.	Coach
17	2015-16	24-4	12-4	Jankovich/Brown
16	1984-85	23-10	10-6	Bliss
14 (all)	1956-57	22-4	* 11-1	Hayes
9	2014-15	27-7	* 15-3	Brown
8	1955-56	26-4	* 12-0	Hayes
6	2016-17	30-5	* 17-1	Jankovich
SMU - Most Consecutive Polls Ranked By AP				
Polls	Season(s)	Coach		
22	1955-56 (last 8), 1956-57 (all 14)	Hayes		
17	2015-16 (last 17)	Jankovich/Brown		
16	1984-85 (first 16)	Bliss		
7	2014-15 (last 7)	Brown		
6	2016-17 (last 6)	Jankovich		
SMU - Most Wins At SMU Against AP Top 25				
Wins	Seasons	vs Top 25	Record	Coach
13	1947-67	13-13	299-192	Doc Hayes
7	2015-	7-12		Tim Jankovich
5	1980-88	5-22	142-101	Dave Bliss
4 ^	2012-16	4-5	85-39	Larry Brown
4	1975-80	4-20	61-77	Sonny Allen
SMU - Best Home Starts				
Start	Season	Home	Overall	Coach
18-0	2016-17	18-0	30-5	Tim Jankovich
15-0	1984-85	15-1	23-10	Dave Bliss
15-0 ^	2013-14	18-1	27-10	Larry Brown
13-0	1999-00	13-2	21-9	Mike Dement
12-0	1956-57	13-1	22-4	Doc Hayes
12-0	2015-16	16-1	25-5	Jankovich/Brown
11-0	2017-18	13-5	17-16	Tim Jankovich
Undeclared Home Seasons: 1916-17 (8-0), 1937-38 (5-0), 1954-55 (9-0), 1955-56 (10-0), 2016-17 (18-0)				
SMU - Longest Home Winning Streaks				
Wins	Coach	Start Date	End Date	
34	Doc Hayes	2/6/54	3/15/1957	
33	Brown/Jankovich	2/13/16	1/10/2018	
19	Dave Bliss	2/15/84	2/27/1985	
15 ^	Larry Brown	11/11/13	3/5/2014	
15	Brown/Jankovich	2/14/15	2/10/2016	
13	Bliss/John Shumate	1/23/88	1/21/1989	
13	Mike Dement	11/20/99	2/28/2000	
SMU - Home Conference Winning Streaks				
Wins	Coach	Start Date	End Date	
27	Doc Hayes	TAMU, '53-54	3/1/1958	
15	Bob Prewitt	2/9/1971	2/10/1973	
14	Brown/Jankovich	2/21/2016	1/10/2018	
13	Jimmie W. St. Clair	BU '36-37	2/6/1939	
10	Jimmie W. St. Clair	BU '24-25	Ark. '26-27	
9	Doc Hayes	2/5/1966	2/14/1967	
9	Dave Bliss	2/15/1984	2/27/1985	
8	Jimmie W. St. Clair	2/7/1930	Ark. '30-31	
8	Bliss/Shumate	1/23/1988	1/21/1989	
8 ^	Larry Brown	1/4/2014	3/5/2014	
8	Larry Brown	2/14/2015	2/10/2016	
8	Tim Jankovich	1/1/2020	3/1/2020	
^ Wins from 2013-14 later vacated				

2021-22 Newcomers (D-I transfers totaling 3,000+ points entering the season)

4,615	Kentucky (6 newcomers)
4,125	Arkansas (6)
3,882	Florida (4)
3,733	SMU (4)
3,577	Penn State (4)
3,354	Georgia (5)
3,175	Utah (6)
3,132	Arizona State (3)
3,080	Penn State (3)

MOODY MAGIC: The Mustangs are **27-4** in the past **31** games at Moody Coliseum. Since Moody Coliseum re-opened for the 2014 American Athletic Conference schedule, SMU has successfully defended home court **112** times in **133** contests.

SMU - Most Home Wins In A Season

Wins	Season	Home
18 ^	2013-14	18-1
18	2016-17	18-0
16	2014-15	16-2
16	2015-16	16-1
15	1984-85	15-1
15	2010-11	15-7
15	2019-20	15-2

^ Wins from 2013-14 later vacated



NEW MEMBER OF THE TEAM - BECKETT BURGE: Beckett, age 6, has battled and beat leukemia. Team IMPACT introduced our team to Beckett and his family! Keep an eye out for our newest teammate!

STREAKS:

10+ points: Kendric Davis 7 (19, 25, 29, 17, 21, 26, 18), Emmanuel Bandoumel 3 (13, 21, 13), Michael Weathers (14), Tristan Clark (10)

Longest This Season: Kendric Davis 7+ (11/15 -)

8+ rebounds: Michael Weathers (9)

Long: Kendric Davis 2 (11/12-11/15), Marcus Weathers 2 (11/15-11/18)

Dbl-Dbl:

Long: Marcus Weathers 2 (11/15-11/18)

5+ assists: Kendric Davis 2 (7, 8), Michael Weathers (6)

Long: Kendric Davis 3 (11/9-11/15)

2+ steals: Michael Weathers (2)

Long: Isiah Jasey (11/9), Michael Weathers (11/9, 11/22), Kendric Davis (11/15, 11/22), Marcus Weathers (11/15), Zhuric Phelps (11/28)

2+ blocks: Jahmar Young (2), Marcus Weathers (2), Tristan Clark (2)

Long: Isiah Jasey (11/9, 11/22), Marcus Weathers (11/24), Michael Weathers (11/9, 11/24), Jahmar Young (11/15, 11/24)

SMU - Conference Winning Streaks

Wins	Coach	Start Date	End Date
20	Doc Hayes	at TAMU 2/15/55	at UT 1/18/57
15	Tim Jankovich	at Tulane 1/15/17	at Tulane 1/4/18
12	Doc Hayes	at Ark. 2/2/66	at UT 1/10/67
11	Dave Bliss	Baylor 2/15/84	at TTU 1/26/85

SMU - Most Home Wins In A Season

Wins	Season	Home	Record	Coach
18 ^	2013-14	18-1	27-10	Larry Brown
18	2016-17	18-0	30-5	Tim Jankovich
16	2014-15	16-2	27-7	Larry Brown
16	2015-16	16-1	25-5	Brown/Jankovich
15	1984-85	15-1	23-10	Dave Bliss
15	2010-11	15-7	20-15	Matt Doherty
15	2019-20	15-2		Tim Jankovich

SMU - Season Home Attendance Average (6500+)

Average	Season	
6944	2014-15	AAC Champs
6907	2015-16	
6900	2016-17	AAC Champs
6665	1961-62	SWC Champs
6600	2017-18	
6647	1959-60	

SMU - Season Home Attendance Total (100,000+)

Total	Season
124,986	2014-15
124,190	2016-17
119,878	2017-18
117,420	2015-16
107,412	2013-14
103,856	2018-19
101,296	1984-85

SMU - Single-Game Attendance In New Moody Coliseum

7,518	[11/11] Cincinnati, 2-9-2017 (W, 60-51)
7,395	Connecticut, 2-14-2015 (W, 73-55)
7,314	Tulsa, 3-8-2015 (W, 67-62)
7,305	[11/9] Louisville, 3-5-2014 (L, 84-71)
7,303	Connecticut, 3-3-2016 (W, 80-54)
7,278	[7/7] Cincinnati, 2-8-2014 (W^, 76-55)
7,249	Gonzaga, 2-13-2016 (W, 69-60)
7,245	Michigan, 12-8-2015 (W, 82-58)
7,242	Memphis, 3-4-2017 (W, 103-62)
7,205	Memphis, 1-30-2016 (W, 80-68)

SMU - Best Starts with 0 losses

Start	Season	Record	Coach
18-0	2015-16	25-5	Jankovich/Brown
10-0	1997-98	18-10	Mike Dement
9-0	1984-85	23-10	Dave Bliss
8-0	2019-20	19-11	Tim Jankovich

SMU - Most Road Wins In A Season

Wins	Season	Road	Overall	Coach
10	1955-56	10-2	26-4	Doc Hayes
9	2014-15	9-4	27-7	Larry Brown
8	1961-62	8-5	18-17	Doc Hayes
8	1983-84	8-4	25-8	Dave Bliss
8	2016-17	8-3	30-5	Tim Jankovich
7	1966-67 (7-3), '87-88 (7-4), '92-93 (7-4), '99-00 (7-6)			
7	2015-16	7-4	25-5	Brown/Jankovich

SMU - Most Consecutive Road Wins

8	1955-56	Doc Hayes
7	2014-15	Larry Brown
6	1966-67	Doc Hayes
6	'14-15 (last 1), '15-16 (first 5)	Brown/Jankovich
6	2016-17 (last 6)	Tim Jankovich

SMU - Most Conference Road Wins In A Season

Wins	Season	League	Overall	Coach
8-1	2016-17	17-1	30-5	Tim Jankovich
7-2	2014-15	15-3	27-7	Larry Brown
6-0	1955-56	12-0	26-4	Doc Hayes
6-1	1966-67	12-2	20-6	Doc Hayes
6-2	1983-84	12-4	25-8	Dave Bliss

SMU - Most Consecutive Conference Road Wins

10	1954-55 (last 2), '55-56 (6), '56-57 (1st 2)	Doc Hayes
7	1983-84 (last 4) to 1984-85 (first 3)	Dave Bliss
7	2014-15 (1/11 at UCF to 2/26 at Memphis)	Brown

^ Wins from 2013-14 later vacated



EMMANUEL BANDOUMEL

FAMILY TIES

"To have fans in the stadiums this year and to be closer to a pre-pandemic world is fantastic. Despite all the challenges we've been through in the past year, I feel it's built our bond here at SMU. We're going to be a better team and a better student body because of the challenges we've faced."

EMMANUEL BANDOUMEL



TRISTAN CLARK

TRIUMPH OVER TRAGEDY

It took a lot of hard work and perseverance only a few understand to get to where I am today. But no one's journey is a straight line. And mine was no different.

TRISTAN CLARK

Read these and more at Stories.SMUMustangs.com.

TWIN PAIRING: Marcus and Michael Weathers are one of just seven sets of twins playing on the same Division I team, and one of just 14 sets of brothers. The Weathers played together as freshmen at Miami (OH) for then head coach John Cooper. After being apart for four seasons, they are playing together in their final collegiate season.

Brothers and/or twins playing on the same team:

Andrew and Alex Anderson, South Alabama (not twins)
 Jimmy and Buddy Boeheim, Syracuse (not twins)
 Daniel and Neal Begovich, Stanford (not twins)
 Triston and Tyler Broughton, San Diego State (twins)
 Kobe and Kaleb Brown, Missouri (not twins)
 Johnny and Jordan Davis, Wisconsin (twins)
 Milos and Veljko Ilic, Loyola-Maryland (twins)
 Makai Ashton-Langford and DeMarr Langford Jr., Boston College (not twins)
 Patrick and Connor McCaffery, Iowa (not twins)
 Trey and Bryce McGowens, Nebraska (not twins)
 Keegan and Kris Murray, Iowa (twins)
 Azuolas and Tautvilas Tubelis, Arizona (twins)

Marcus Weathers and Michael Weathers, SMU (twins)

Lamar and Shamar Wright, SIUE (Twins)

2021-22 INDIVIDUAL AWARDS:

- Wooden Award Preseason Top 50 Watch List | Kendric Davis (1 of 50)
- Naismith Trophy Watch List | Kendric Davis (1 of 50)
- Bob Cousy Point Guard of the Year Award Watch List | Kendric Davis (1 of 20)
- Lute Olson Player of the Year Award Watch List | Kendric Davis (1 of 40)
- Preseason All-American Athletic Conference | Kendric Davis (1st Team - Unanimous)
- American Athletic Conference Player of the Week
 - N22 - Kendric Davis (24.3 pts, 5.7 asts, 5.0 rebs, 1.2 stls, 22-38 FGs, 9-18 3FGs, 20-23 FTs in 3 games)
- American Athletic Conference Weekly Honor Roll
 - N29 - Kendric Davis (21.3 pts, 6.0 rebs, 5.3 asts, 1.3 stls, 19-39 FGs, 8-19 3FGs, 18-21 FTs in 3 games)

AAC HONORS: SMU leads The American in All-AAC honors (17) and Players Of The Year (3)

AAC Players of the Year

3 - SMU

2 - Cincinnati

1 - Connecticut, Houston, Memphis, Wichita State

All-AAC Honors

17 - SMU

13 - Cincinnati, Houston

10 - Memphis

All-AAC Honors Last 5 seasons (Under HC Tim Jankovich)

11 - SMU, Houston

8 - Cincinnati

Largest Comebacks With Tim Jankovich At SMU

Deficit	Time	Opponent	Final
15 (42-27)	0:01 1st	Tulane (2/15/17) (T-7)	80-75
15 (72-57)	4:05 2nd	at Vanderbilt (1/4/20) (T-7)	92-81 ot
13 (41-28)	19:02 2nd	vs. Clemson (4/1/14) *	65-59
13 (41-28)	18:07 2nd	at Temple (1/14/15)	60-55
13 (24-11)	8:08 1st	at Houston (2/18/17)	76-66
12 (22-10)	12:07 1st	at TCU (12/2/15)	75-70
12 (68-56)	7:08 2nd	at [20/20] Memphis (1/25/20)	74-70
11 (23-12)	6:03 1st	Temple (1/18/20)	68-52
10 (15-5)	12:05 1st	vs. Texas A&M (11/30/13)	55-52
10 (38-28)	3:35 1st	LSU (03/24/14)	80-67
10 (39-29)	14:50 2nd	[rv/-]Temple (2/19/15)	68-57
10 (19-9)	13:07 1st	vs. East Carolina (3/13/15)	74-68
10 (17-7)	11:17 1st	vs. Temple (3/14/15)	69-56
10 (46-36)	17:37 2nd	[rv/-] Yale (11/22/15)	71-69
10 (40-30)	2:49 1st	UMBC (11/10/17)	78-67
10 (15-5)	14:33 1st	vs [2/4] Arizona (11/23/17)	66-60
10 (23-13)	8:53 1st	vs Wright State (11/21/18)	77-76
10 (42-32)	16:12 2nd	at [-rv] Dayton (12/5/20)	66-64
10 (14-4)	11:16 1st	at ECU (2/8/21)	71-56

* Wins from 2013-14 later vacated

Biggest SMU Comebacks

1.	12-7-1996	at Kent	20 (41-21)	74-68
2.	1-2-2003	San Diego	18 (39-21)	88-82 (ot)
	1-9-1991	Texas-San Antonio	18 (23-5)	88-86 (ot)
4.	11-19-2011	Florida Gulf Coast	17 (49-32)	65-64
5.	2-16-2005	Louisiana Tech	16 (33-17)	73-70
	12-5-1987	Alabama State	16 (18-2)	90-66
7.	12-5-1979	Kansas	15 (41-26)	89-88
	2-15-2017	Tulane ~	15 (42-27)	80-75
	1-4-2020	at Vanderbilt	15 (72-57)	92-81 (ot)
10.	2-4-2006	Southern Miss *	14 (20-6)	58-53
	3-3-2005	Tulsa	14 (30-16)	81-74 (ot)
	2-3-2001	Tulsa	14	64-59
	12-30-1990	Texas-Arlington	14	86-73
	1-18-1977	Baylor	14	75-71
	2-25-1975	Baylor	14	78-77
	12-12-1970	Nebraska	14	80-75
	1-12-2011	Memphis *	14 (28-14)	64-58
	12-4-2011	at Ark-Little Rock	14 (24-10)	69-63 (ot)
19.	2-16-2002	at Rice	13	63-61
	1-22-1980	at Rice	13	85-83
	1-8-1976	at Arkansas	13	82-81
	2-3-1974	Texas Tech	13	73-71
	1-24-2007	Tulane *	13 (40-27)	55-53
	1-26-2008	UCF *	13 (41-28)	69-67 (ot)
	2-9-2008	Rice *	13 (40-27)	68-53
	3-1-2008	UTEP *	13 (63-50)	99-96 (2ot)
	12-18-2010	at McMurry	13 (15-2)	70-67
	1-26-2011	at Tulsa *	13 (36-23)	59-58
	2-2-2011	East Carolina *	13 (32-19)	46-41
	4-1-2014	vs. Clemson # ^	13 (41-28)	65-59
	1-14-2015	at Temple ~	13 (41-28)	60-55
	2-18-2017	at Houston ~	13 (24-11)	76-66

* C-USA # NIT Semifinal AAC ^ Win later vacated

2021-22 SEASON HONORS

Preseason All-AAC | Kendric Davis (1st Team)
 Bob Cousy Award Watch List | Kendric Davis (1 of 20)
 Lute Olson Award Watch List | Kendric Davis (1 of 40)
 Naismith Trophy Watch List | Kendric Davis (1 of 50)
 Wooden Award Watch List | Kendric Davis (1 of 50)
 Jon Rothstein Under-The-Radar Freshmen
 Stefan Todorovic (1 of 20)
 The Athletic Top 20 Guards for 2021-22
 #10 Kendric Davis
 CBS Sports Top 100 (and one) players
 #25 Kendric Davis
 AAC Player of the Week - Kendric Davis (N22)
 AAC Weekly Honor Roll - Kendric Davis (N29)

The Athletic

College basketball's top 20 guards for the 2021-22 season,

CJ Moore Yesterday



SMU's Kendric Davis led the nation in assist rate while averaging 19 points per game last season. (Carmen Mandato / Getty Images)

10. [Kendric Davis](#), SMU

Davis was one of the most productive point guards in the country, averaging 19.1 points and 7.6 assists. He led the country in assist rate. He's impossible to keep in front and has great vision, so when he turns the corner, he puts defenses in a bind. Davis gets some help this year with brothers [Michael Weathers](#) and [Marcus Weathers](#) transferring in. Both were really productive players at the mid-major level. Davis is one to watch as a dark horse All-American candidate. He's going to put up the numbers, and SMU could be better than most expect.

Mustangs Selected All-American Athletic Conference

Sterling Brown (2016-17 Second Team)
Kendric Davis (2019-20 Third Team, 2020-21 First Team)
Feron Hunt (2020-21 Third Team)
Tyson Jolly (2019-20 Third Team)
Markus Kennedy (2013-14 Second Team, 2014-15 Second Team)
Jahmal McMurray (2018-19 Second Team)
Isiaha Mike (2019-20 Third Team)
Shake Milton (2016-17 Second Team, 2017-18 Second Team)
Ben Moore (2016-17 Second Team)
Nic Moore (2013-14 First Team, 2014-15 First Team, 2015-16 First Team)
Yanick Moreira (2014-15 Second Team)
Semi Ojeleye (2016-17 First Team)

AAC CHAMPIONSHIPS: SMU has won two regular season titles and two tournament titles.

- 5 - Cincinnati (3 Season, 2 Tournament)
- 4 - SMU (2 Season, 2 Tournament)
- 3 - Houston (2 Season, 1 Tournament)
- 2 - Louisville (1 Season, 1 Tournament)
- 1 - Temple (Season), Tulsa (Season), Wichita State (Season), UCONN (Tournament)

HEAD COACH TIM JANKOVICH... is in his sixth season at the helm at SMU after four seasons as the associate head coach. He is in his 39th season as a collegiate coach, and his 17th as a head coach. As a head coach, he is **264-179 (.596) [107-58 at SMU (.648), including 75-17 (.815) at Moody Coliseum (started 36-0, second best in NCAA history)]**. That includes a 104-64 mark at ISU where his teams recorded four top-three finishes in the Missouri Valley, reached the conference tournament final three times and earned four NIT bids. As an assistant or head coach, his teams are 628-375 (.626) with six regular season conference championships, four league tournament titles, nine NCAA Tournament appearances and nine NIT bids. This is his 12th season as the leader of a Division I program, including five as head coach at Illinois State (2007-12) and four at North Texas (1993-97). The 2017-18 Mustangs started 13-6 with three wins over ranked opponents, topping No. 2 Arizona in the Battle 4 Atlantis tournament, No. 14 USC at Moody Coliseum and No. 7 Wichita State on the road. In 2016-17, SMU finished 30-5 and No. 11 in the AP poll after winning The American regular season and tournament titles en route to the NCAA Tournament. In 2015-16, he coached the Mustangs to a 9-0 start as SMU was eventually the last unbeaten team in the country at 18-0, and winning the Las Vegas Classic title during the season-opening streak. The Mustangs went 25-5, finishing the season ranked No. 24 after reaching a high of No. 8. In 2014-15, the Mustangs claimed the AAC regular season and tournament championships en route to the NCAA Tournament. SMU was the top seed in the 2014 NIT, reaching the title game.

- **7 Conference Titles** (Colorado St. - WAC '89, '90; Kansas - Big 12 '05, '06, '07; **SMU - AAC '15, '17**)
- **5 Conference Tournament Titles** (Illinois - Big Ten '03; Kansas - Big 12 '05, '06; **SMU - AAC '15, '17**)
- **10 NCAAAs** (CSU '89, '90; Oklahoma St '93; Illinois '03; Kansas '04 RF, '05, '06, '07 RF; **SMU '15, '17**)
- **9 NITs** (CSU '88, Vanderbilt '00, '02; Illinois State '08, '09, '10, '12; **SMU '14 Final, '21**)

AP TOP 20 WINS: The Mustangs have 13 wins over teams ranked or receiving votes under Tim Jankovich. That includes seven wins against the AP top 20.

- Feb. 12, 2017 - No. 11 Cincinnati, 60-51
- March 12, 2017 - vs. No. 15 Cincinnati, 71-56 (AAC Tournament Championship)
- Nov. 23, 2017 - vs. No. 2 Arizona, 66-60 (Battle 4 Atlantis)
- Dec. 2, 2017 - No. 14 USC, 72-55
- Jan. 17, 2018 - at No. 7 Wichita State, 83-78
- Jan. 25, 2020 - at No. 20 Memphis, 74-70
- Feb. 15, 2020 - No. 20 Houston, 73-72 (OT)

Fastest to 100th Win at SMU: Tim Jankovich was the fastest to 100 wins, doing so in 153 games at SMU.

- 153 - Tim Jankovich - W, 65-63 at Tulsa 2/3/2021**
- 181 - Dave Bliss - W, 118-67 vs Texas Southern 12/1/1986
- 181 - Mike Dement - W, 74-66 at North Texas 12/4/2001
- 183 - J.W. St. Clair - W, 44-37 at Arkansas 3/3/1934
- 192 - Doc Hayes - W, 75-62 at Wisconsin 12/12/1955

Century Mark: The 65-63 win at Tulsa on Feb. 3, 2021 was the 100th victory for SMU under Head Coach Tim Jankovich. He reached the milestone in his 153rd game at the helm, the fastest in program history. (Previous best was 181 games.) The first 100 wins included 7 vs AP Top 20 opponents, 13 vs teams ranked or receiving votes, 44 in American Athletic Conference play and 69 at Moody Coliseum.

Most Home Wins at SMU (Record, Win%)

- 172 - Doc Hayes, 1947-67 (172-51, .771)
- 86 - Dave Bliss, 1980-88 (86-33, .723)
- 93 - J.W. St. Clair, 1924-38 (93-36, .721)
- 81 - Mike Dement, 1995-04 (81-39, .675)
- 75 - Tim Jankovich, 2015- (75-17, .815)**

2020-21 SEASON HONORS

All-AAC | Kendric Davis (1st Team), Feron Hunt (3rd Team)
NABC All-District | Kendric Davis (1st Team)
USBWA All-District | Kendric Davis
ESPN National Player of the Week - Kendric Davis (D7)
AAC Player of the Week - Kendric Davis (D7, F15)
AAC Weekly Honor Roll
Kendric Davis (N30, D21, J4, J11, J25, F8), Feron Hunt (J18)
Preseason All-AAC | Kendric Davis (1st), Tyson Jolly (2nd)
Preseason All-AAC - Kendric Davis 1st Team (Jon Rothstein)
Top 10 Impact Transfers - Darius McNeill (Jon Rothstein)

2019-20 SEASON HONORS

All-AAC | Kendric Davis (3rd Team), Tyson Jolly (3rd Team), Isiaha Mike (3rd Team)
NABC All-District | Kendric Davis (2nd Team)
American Athletic Conference Weekly Honor Roll
Kendric Davis (J6, J13, J27), Tyson Jolly (N11, J20), Feron Hunt (N25, D30, F17), Isiaha Mike (N18, D23)
2019 Southwestern Showdown (Team Champion 4-0)
MVP - Kendric Davis
All-Tournament - Feron Hunt, Tyson Jolly

2018-19 SEASON HONORS

All-AAC | Jahmal McMurray (2nd Team)
Preseason All-American Athletic Conference
Jarrey Foster & Jahmal McMurray (2nd Team)
American Athletic Conference Weekly Honor Roll
Jahmal McMurray (N26, J28), Isiaha Mike (D17)
Jimmy Whitt Jr. (Honor Roll D3, D24, J7, J14)
Cancun Challenge All-Tournament Team
Jahmal McMurray (Event record 98 points in 4 games)

2017-18 SEASON HONORS

USBWA All-District VII - Shake Milton
NABC All-District 25 - Shake Milton
All-AAC - Shake Milton (2nd Tm), Ethan Chargois (All-Rookie)
American Athletic Conference Weekly Awards
Shake Milton (3x Player OTW), Jimmy Whitt (2x Honor Roll)
Ben Emelogu (Honor Roll), Jarrey Foster (Honor Roll)
Bob Cousy Award
The Big Lead
CBS Sports
Lute Olson Award
Naismith Trophy
NABC
NBA Sports
Senior CLASS Award
Sporting News
Sports Illustrated (Top 100 Transfers) #12 Jahmal McMurray
#36 Jimmy Whitt, #62 Akoy Agau
Yahoo Sports
Shake Milton (1 of 20 on Watch List)
No. 27 Shake Milton
No. 29 Shake Milton
Shake Milton (1 of 40 on Watch List)
Shake Milton (1 of 50 on Watch List)
National Team of the Week (Jan. 23)
No. 46 Shake Milton
Ben Emelogu (1 of 30 Candidates)
Shake Milton (1 of 3 AAC Player OTY)
Shake Milton (1 of 3 for Player OTY)

2016-17 SEASON HONORS

All-American - Semi Ojeleye (AP Honorable Mention)
NABC All-Star Game - Sterling Brown, Ben Moore
USBWA All-District VII - Tim Jankovich (Coach), Semi Ojeleye
NABC All-District 25 - Tim Jankovich (Coach)
Semi Ojeleye (1st Team), Shake Milton (2nd Team)
AAC All-Tourney - Semi Ojeleye (MOP), Sterling Brown, Ben Moore
All-American Athletic Conference
Coach of the Year - Tim Jankovich
Player of the Year / All-AAC First Team - Semi Ojeleye
Scholar-Athlete of the Year - Semi Ojeleye
All-AAC 2nd Tm- Sterling Brown, Shake Milton, Ben Moore
AAC Co-Sixth Man Of The Year - Ben Emelogu II
American Athletic Conference Weekly Awards
Semi Ojeleye (2x POTW, 6x Honor Roll)
Sterling Brown (2x POTW, 1x Honor Roll)
Ben Moore (2x Honor Roll), Shake Milton (3x Honor Roll)
2K Classic All-Tournament - Semi Ojeleye
CoSIDA Academic All-America - Semi Ojeleye (2nd Team)
CoSIDA Academic All-District 7 - Semi Ojeleye
AAC Scholar-Athlete Sport Excellence Award - Semi Ojeleye
NABC Honors Court - Semi Ojeleye, Jonathan Wilfong

2015-16 HONORS

All-American - Nic Moore (AP Honorable Mention)
All-American Athletic Conference
AAC Player of the Year: Nic Moore (SMU)
AAC Sixth Man OTY: Markus Kennedy (SMU)
Nic Moore, G (First Team - Unanimous)
Shake Milton, G (All-Rookie Team)
USBWA All-District VII - Nic Moore (First Team)
NABC All-District 25 - Nic Moore (1st Tm), Ben Moore (2nd Tm)
American Athletic Conference Weekly Awards
Nic Moore (5x Honor Roll), Ben Moore (3x Honor Roll)
Shake Milton (1x Honor Roll, 2x Rookie OTW)
Jordan Tolbert (2x Player OTW, 1x Honor Roll)
2015-16 Las Vegas Classic All-Tournament
Nic Moore (MOP), Ben Moore, Jordan Tolbert

CALL IT A COMEBACK: SMU has rallied from a 10-plus point deficit to win 13 times under Tim Jankovich. That includes a pair of 15-point comeback wins.

Deficit	Time	Opponent	Final
15 (42-27)	0:01 1st	Tulane (2/15/17) (T-7)	80-75
15 (72-57)	4:05 2nd	at Vanderbilt (1/4/20) (T-7)	92-81 ot
13 (24-11)	8:08 1st	at Houston (2/18/17)	76-66
12 (22-10)	12:07 1st	at TCU (12/2/15)	75-70
12 (68-56)	7:08 2nd	at [20/20] Memphis (1/25/20)	74-70
11 (23-12)	6:03 1st	Temple (1/18/20)	68-52
10 (46-36)	17:37 2nd	[rv/-] Yale (11/22/15)	71-69
10 (40-30)	2:49 1st	UMBC (11/10/17)	78-67
10 (15-5)	14:33 1st	vs [2/4] Arizona (11/23/17)	66-60
10 (23-13)	8:53 1st	vs Wright State (11/21/18)	77-76
10 (42-32)	16:12 2nd	at Dayton (12/5/20)	66-64
10 (14-4)	11:16 1st	at ECU (2/8/21)	71-56
10 (60-50)	7:19 2nd	ULM (11/28/21)	74-67

NON-CONFERENCE REGULAR SEASON UNDER JANKOVICH: SMU is **57-15** in regular-season non-conference games under Tim Jankovich. The Mustangs are **47-4** at Moody Coliseum in those games, **3-6** in neutral-site games and **7-5** in true road games.

TROPHY CASE: Since the start of the 2013-14 season, the Mustangs have added seven items to the trophy case. SMU won the 2014-15 and 2016-17 American Athletic Conference regular season and tournament titles. SMU has also won 2019-20 Southwestern Showdown and the 2015-16 Las Vegas Classic. In 2013-14, SMU was the runner-up in the NIT.

DOUBLE-DOUBLES (Current Roster Only):

2021-22	Opponent	Stats	Season	Career
Kendric Davis	Northwestern State 11/15	19 pts, 10 asts	1st	9th
Marcus Weathers	Northwestern State 11/15	22 pts, 11 rebs	1st	17th
Marcus Weathers	Southeastern La. 11/18	15 pts, 12 rebs	2nd	18th
2020-21	Opponent	Stats	Season	Career
Kendric Davis	A&M-Corpus Christi 11/30	11 pts, 11 asts	1st	4th
Kendric Davis	Houston Baptist 12/2	20 pts, 13 asts	2nd	5th
Marcus Weathers	(DU) at George Washington 1/3	19 pts, 12 rebs	1st	12th
Kendric Davis	Cincinnati 1/7	14 pts, 14 asts	3rd	6th
Zach Nutall	(SHSU) Lamar 1/13	28 pts, 10 rebs	1st	3rd
Zach Nutall	(SHSU) ACU 1/20	14 pts, 12 rebs	2nd	4th
Marcus Weathers	(DU) at Fordham 1/27	19 pts, 12 rebs	2nd	13th
Marcus Weathers	(DU) Saint Josephs 1/30	24 pts, 12 rebs	3rd	14th
Kendric Davis	at Tulsa 2/3	22 pts, 10 asts	4th	7th
Michael Weathers	(PV) Miss. Valley St. 2/23	10 pts, 10 rebs	1st	1st
Marcus Weathers	(DU) Rhode Island 2/27	28 pts, 14 rebs	4th	15th
Marcus Weathers	(DU) vs Richmond 3/4	12 pts, 10 rebs	5th	16th
Kendric Davis	vs Boise State 3/18	23 pts, 12 asts	5th	8th
2019-20				
Zach Nutall	(SHSU) at Miss. St. 11/8	16 pts, 10 rebs	1st	1st
Marcus Weathers	(DU) Lipscomb 11/15	13 pts, 12 rebs	1st	7th
Kendric Davis	Abilene Christian 11/29	17 pts, 10 asts	1st	1st
Marcus Weathers	(DU) vs Radford 12/14	19 pts, 13 rebs	2nd	8th
Marcus Weathers	(DU) vs Marshall 12/29	25 pts, 13 rebs	3rd	9th
Marcus Weathers	(DU) at George Washington 1/11	13 pts, 10 rebs	4th	10th
Kendric Davis	Tulane 2/1	18 pts, 13 asts	2nd	2nd
Kendric Davis	at Temple 2/8	23 pts, 10 asts	3rd	3rd
Zach Nutall	(SHSU) at SE La. 2/12	20 pts, 11 rebs	2nd	2nd
Marcus Weathers	(DU) George Mason 2/29	16 pts, 10 rebs	5th	11th
2018-19				
Marcus Weathers	(DU) Md.-Eastern Shore 12/13	11 pts, 11 rebs	1st	3rd
Tristan Clark	(BU) New Orleans 12/29	17 pts, 12 rebs	1st	3rd
Marcus Weathers	(DU) at Fordham 2/9	16 pts, 12 rebs	2nd	4th
Marcus Weathers	(DU) at George Mason 2/23	14 pts, 11 rebs	3rd	5th
Marcus Weathers	(DU) vs Saint Joseph's 3/14	17 pts, 10 rebs	4th	6th
2017-18				
Tristan Clark	(BU) vs Randall 12/9	16 pts, 11 rebs	1st	1st
Tristan Clark	(BU) at Iowa State 1/13	16 pts, 15 rebs	2nd	2nd
2016-17				
Marcus Weathers	(MU) Grambling 11/30	18 pts, 12 rebs	1st	1st
Marcus Weathers	(MU) at Kent St 2/14	18 pts, 10 rebs	2nd	2nd

SMU - Career Double-Doubles In American Athletic Conference Games

- 11 Ben Moore, 2013-17
- 7 Markus Kennedy, 2013-16
- 5 Feron Hunt, 2018-
- 4 Sterling Brown, 2013-17
- 4 Isiaha Mike, 2018-20
- 4 **Kendric Davis, 2019-**

2014-15 HONORS

All-American - Nic Moore (AP Honorable Mention)
 All-American Athletic Conference
 AAC Player of the Year: Nic Moore (SMU)
 AAC Sixth Man OTY: Markus Kennedy (SMU)
 AAC Most Improved: Yanick Moreira (SMU)
 Nic Moore, G (First Team - Unanimous)
 Markus Kennedy, F (2nd Tm), Yanick Moreira, C (2nd Tm)
 NABC All-District 25
 Nic Moore (First Team)
 Markus Kennedy & Yanick Moreira (Second Team)
 AAC All-Championship Team
 Markus Kennedy, F (MOP), Nic Moore, G; Yanick Moreira, C
 American Athletic Conference Weekly Awards
 Nic Moore (1x POTW, 7x HR), Yanick Moreira (1x POTW)
 Markus Kennedy (1x POTW, 3x HR)
 Keith Frazier (1x Honor Roll), Ben Moore (1x Honor Roll)

2013-14 HONORS

All-AAC - Nic Moore (1st Tm), Markus Kennedy (2nd Tm)
 NABC All-District 25 - Nic Moore (1st Tm), Markus Kennedy (2nd Tm)
 USBWA - District VII (TX, AR, LA)
 Larry Brown (Coach OTY), Nic Moore (2nd Team)
 NIT All-Tournament Team - Nic Moore, Markus Kennedy
 American Athletic Conference Weekly Awards
 Nic Moore (8x Honor Roll), Markus Kennedy (4x Honor Roll)
 Yanick Moreira (1x Honor Roll), Ben Moore (3x Rookie OTW)



SMU in The NBA Draft

Year	Player	Round (Overall)	Team
1949	Bob Prewitt	--	New York
1951	John Brown	7th Round (68)	Rochester
1957	Jim Krebs	1st Round (3)	Minneapolis
1957	Bobby Mills	10th Round (98)	St. Louis
1958	Rick Herscher	6th Round (47)	St. Louis
1961	Steve Strange	9th Round (83)	Chicago
1962	Jan Loudermilk	4th Round (35)	Los Angeles
1964	Gene Elmore	4th Round (34)	San Francisco
1966	Carroll Hooser	6th Round (52)	Detroit
1967	Charles Beasley	7th Round (74)	Cincinnati
1969	Bill Voight	14th Round (183)	Chicago
1969	Bill Voight	16th Round (196)	Milwaukee
1969	Lynn Phillips	17th Round (202)	Milwaukee
1971	Gene Phillips	7th Round (119)	Milwaukee
1974	Sammy Hervey	6th Round (97)	Atlanta
1976	Ira Terrell	3rd Round (45)	Phoenix
1980	Brad Branson	2nd Round (45)	Detroit
1985	Jon Koncak	1st Round (5)	Atlanta
1985	Carl Wright	5th Round (113)	Philadelphia
1986	Kevin Lewis	6th Round (125)	San Antonio
1987	Terry Williams	5th Round (105)	Golden State
2001	Jeryl Sasser	1st Round (22)	Orlando
2017	Semi Ojeleye	2nd Round (37)	Boston
2017	Sterling Brown	2nd Round (46)	Philadelphia
2018	Shake Milton	2nd Round (54)	Dallas

BEST HOME STARTS BY A HEAD COACH

49	Jerry Tarkanian Long Beach State (1969-72)
36	Tim Jankovich SMU (2015-18)
28	Lewis Andreas Syracuse (1924-26)
28	Everett Case North Carolina State (1947-49)

SMU BASKETBALL - HONORS (Awards/Honors since 2013-14)

- NBA Draft Picks (Semi Ojeleye & Sterling Brown in '17, Shake Milton in '18)
- AAC Players of the Year (Nic Moore '15, '16; Semi Ojeleye '17)
- AP All-America Honorable Mention (Nic Moore '15, '16; Semi Ojeleye '17)
- Academic All-American (Semi Ojeleye '17)
- **Wooden Award Watch List (Nic Moore '15, '16, Shake Milton '18, Kendrick Davis '22)**
- **Naismith Trophy Watch List (Nic Moore '15, '16; Shake Milton '18, Kendrick Davis '22)**
- Karl Malone Award Watch List (Markus Kennedy '16)
- **Bob Cousy Award Watch List (Nic Moore '16; Shake Milton '18, Kendrick Davis '22)**
- **Lute Olson Award Watch List (Nic Moore '15; Shake Milton '18; Kendrick Davis '21, '22)**
- Jerry West Award Watch List (Shake Milton '17)
- Oscar Robertson Trophy Watch List (Nic Moore '16)
- **NABC All-District (Nic Moore '14, '15, '16; Markus Kennedy '14, '15; Yanick Moreira '15; Ben Moore '16; Semi Ojeleye '17; Shake Milton '17, '18, Kendrick Davis '20, '21)**
- **USBWA All-District (Nic Moore '14, '16; Semi Ojeleye '17; Shake Milton '18, Kendrick Davis '21)**
- NABC College All-Star (Sterling Brown '17; Ben Moore '17)
- **All-AAC 1st Team (Nic Moore '14, '15, '16; Semi Ojeleye '17, Kendrick Davis '21)**
- All-AAC 2nd Team (Markus Kennedy '14, '15; Yanick Moreira '15; Sterling Brown '17; Ben Moore '17; Shake Milton '17, '18; Jahmal McMurray '19)
- **All-AAC 3rd Team (Kendric Davis '20, Tyson Jolly '20, Isiaha Mike '20, Feron Hunt '21)**
- AAC Sixth Man of the Year (Markus Kennedy '15, '16; Ben Emelogu II '17)
- NABC Good Works Team Nominee (Semi Ojeleye '16; Jonathan Wilfong '17)
- Senior CLASS Award Nominee (Nic Moore '16; Ben Emelogu II '18)

SMU2NBA / Pros Since 2014:

- Semi Ojeleye selected 37th in 2017 (picked by Boston, now with Milwaukee)
- Sterling Brown selected 46th in 2017 (picked by Philadelphia, then traded to Milwaukee, now with Dallas)
- Shake Milton selected 54th in 2018 (picked by Dallas, then traded to Philadelphia)
- Ben Moore spent 2017-19 with Indiana and San Antonio
- Feron Hunt spent 2021-22 preseason with Dallas
- Jahmal McMurray was picked 21st in the 2019 G League draft by the Northern Arizona Suns (Phoenix)
- Played professionally: Ben Emelogu II, Feron Hunt, Markus Kennedy, Jahmal McMurray, Isiaha Mike, Ben Moore, Nic Moore, Yanick Moreira, Nick Russell, Jordan Tolbert

SMU LONGEST HOME CONFERENCE WINNING STREAKS

	Start Date	End Date
27	Texas A&M (W, 92-48; 1953-54)	Texas A&M (L, 43-42; March 1, 1958)
15	Texas Tech (W, 93-91; Feb. 9, 1971)	Texas Tech (L, 64-59; Feb. 10, 1973)
14	East Carolina (W, 74-63; Feb. 21, 2016)	Temple (L, 66-64; Jan. 10, 2018)
13	Baylor (W, 26-15; 1936-37)	Texas (L, 33-27; Feb. 6, 1939)
10	Baylor (W, 28-16; 1924-25)	Arkansas (L, 32-30; 1926-27)
9	Rice (W, 112-89; Feb. 5, 1966)	Texas Tech (L, 82-74; Feb. 14, 1967)
9	Baylor (W, 74-57; Feb. 15, 1984)	Texas Tech (L, 59-54; Feb. 27, 1985)
8	Texas (W, 25-22; Feb. 7, 1930)	Arkansas (L, 32-27; 1930-31)
8	Texas Tech (W, 80-75; Jan. 23, 1988)	Houston (L, 84-83 OT; Jan. 21, 1989)
8 ^A	#17/15 Connecticut (W, 74-65; Jan. 4, 2014)	#11/9 Louisville (L, 84-71; March 5, 2014)
8	Connecticut (W, 73-55; Feb. 14, 2015)	Tulsa (L, 82-77; Feb. 10, 2016)
8	USF (W, 82-64, Jan. 1, 2020)	Wichita State (L, 66-62; March 1, 2020)

^A Wins later vacated

BEST HOME STARTS BY A HEAD COACH: SMU started 36-0 at Moody Coliseum under Tim Jankovich, the second-best home start by a head coach in NCAA history.

49 - Jerry Tarkanian - Long Beach St. 1969-72

36 - Tim Jankovich - SMU 2015-18

28 - Lewis Andreas - Syracuse 1924-26

28 - Everett Case - North Carolina St. 1947-49

NON-CONFERENCE REGULAR SEASON HOME WINNING STREAKS:

Wins	Streak Started	Streak Ended
39	Colorado State; W, 63-62 (Dec. 17, 1952)	Oklahoma; L, 96-83 (Dec. 4, 1962)
33	Texas Southern; W, 72-59 (Nov. 26, 2014)	Southern Miss; L, 74-64 (Nov. 11, 2018)
30	Central Michigan; W, 89-78 (Dec. 17, 1982)	[4] North Carolina; L, 88-86 (OT) (Dec. 30, 1986)
16	Texas-Pan American; W, 86-75 (Jan. 2, 1999)	Texas Tech; L, 78-75 (Nov. 20, 2001)
16	McMurry; W, 84-42 (Dec. 16, 1995)	Alcorn State; L, 75-74 (Dec. 5, 1998)

SMU All-Americans

1934-35	Whitey Baccus (Sr.)
1955-56	Jim Krebs (Jr.)
1956-57	Jim Krebs (Sr.) (1st team - Consensus)
1959-60	Max Williams (Sr.)
1969-70	Gene Phillips (Jr.)
1970-71	Gene Phillips (Sr.)
1975-76	Ira Terrell (Sr.)
1984-85	Jon Koncak (Sr.) (2nd team - Consensus)
2002-03	Quinton Ross (Sr.)
2014-15	Nic Moore (Jr.) (AP Honorable Mention)
2015-16	Nic Moore (Sr.) (AP Honorable Mention)
2016-17	Semi Ojeleye (Jr.) (AP Honorable Mention)

SMU Conference Players Of The Year

Rick Herrscher: 1957-58
Denny Holman: 1966-67
Gene Phillips: 1968-69, 1969-70, 1970-71
Ira Terrell: 1975-76
Mike Wilson: 1992-93
Jeryl Sasser: 1998-99
Quinton Ross: 2002-03
Nic Moore: 2014-15, 2015-16
Semi Ojeleye: 2016-17

SMU Multi-Time All-Conference First-Team

Walter Allison (1926-27, 1927-28)
Bill Skeeters (1929-30, 1930-31)
J.D. Norton (1936-37, 1937-38)
Billy Dewell (1936-37, 1937-38, 1938-39)
Jack Brown (1949-50, 1950-51)
Jim Krebs (1954-55, 1955-56, 1956-57)
Bobby Mills (1955-56, 1956-57)
Larry Showalter (1955-56, 1956-57)
Rick Herrscher (1956-57, 1957-58)
Max Williams (1958-59, 1959-60)
Jan Loudermilk (1960-61, 1961-62)
Carroll Hooser (1964-65, 1965-66)
Charles Beasley (1965-66, 1966-67)
Bill Voight (1967-68, 1968-69)
Gene Phillips (1968-69, 1969-70, 1970-71)
Ira Terrell (1972-73, 1973-74, 1974-75)
Jon Koncak (1983-84, 1984-85)
Jeryl Sasser (1998-99, 1999-00)
Nic Moore (2013-14, 2014-15, 2015-16)



Nic Moore was a 2-time All-American and 2-time AAC Player of the Year.

Conference Titles (16)

1916-17 (TIAA)
1934-35 (SWC)
1936-37 (SWC)
1954-55 (SWC)
1955-56 (SWC)
1956-57 (SWC)
1957-58 (SWC)
1961-62 (SWC)
1964-65 (SWC)
1965-66 (SWC)
1966-67 (SWC)
1971-72 (SWC)
1987-88 (SWC)
1992-93 (SWC)

2014-15 (American)

2016-17 (American)

Tournament Champs (3)

1987-88 (SWC)
2014-15 (American)
2016-17 (American)

NCAA Tournaments (12)

1954-55 - RSF (16)
1955-56 - Final Four
1956-57 - RSF (16)
1964-65 - RSF (16)
1965-66 - RSF (16)
1666-67 - RF (8)
1983-84 - 2nd Rnd (32)
1984-85 - 2nd Rnd (32)
1987-88 - 2nd Rnd (32)
1992-93 - 1st Rnd (64)
2014-15 - 2nd Rnd (64)
2016-17 - 1st Rnd (64)

NIT (3)

1985-86 - 1st Rnd (32)
1999-00 - 1st Rnd (32)

2013-14 - Final

2020-21 - 1st Rnd (16)

CIT (1)

2010-11 - Semifinal

CCA Invitational (1)

1973-74 - 1st Rnd (8)

WIN STREAKS/START(S) IN PROGRAM HISTORY: SMU had winning streaks of 16 games and 10 games in 2016-17 in a stretch where the Mustangs won 26 of 27. In 2015-16, SMU started 18-0, which was the best start in program history, surpassing the 10-0 start by the 1997-98 team (Tim Jankovich directed the first nine games of the 18-game streak). The 18-game winning streak was the second-longest streak in program history (20 during 1955-56). The 7-0 start to the 2015-16 AAC schedule was the best league start since going 12-0 en route to the 1955-56 SWC title. SMU also had a 33-game home win streak from Feb. 13, 2016 until Jan. 10 2018, which is the second-longest in program history. The current 32-game home non-conference winning streak ranks second in the program (39 from 1952-1962).

WINNING STREAKS - LONGEST IN SMU HISTORY:

Wins	Start Date	End Date
20	at Wichita State; W, 85-67 (Dec. 22, 1955)	vs #1 San Francisco (Final Four), L 86-68 (Mar. 2, 1956)
18	Sam Houston St; W, 85-50 (Nov. 14, 2015)	at Temple; L, 89-80 (Jan. 24, 2016)
16	at Tulane, W, 80-64 (Jan. 15, 2017)	vs. [-rv] USC; L, 66-65 (March 17, 2017)
10	at Arkansas; W, 75-74 (Feb. 2, 1966)	#2 Kansas (NCAA Regional); L, 96-90 (March 11, 1966)
10	Texas Tech; W, 89-82 (Nov. 22, 1997)	at UTEP; L, 66-64 (Jan. 3, 1998)
10	CSU Bakersfield; W, 49-43 (Dec. 2, 2016)	at [22/22] Cincinnati; L, 66-64 (Jan. 12, 2017)
9	Texas Southern; W, 91-72 (Nov. 23, 1984)	at Chaminade; L, 71-70 (Dec. 25, 1984)
9	Eastern Kentucky; W, 66-45 (Dec. 6, 1947)	Baylor; L, 43-42 (Jan. 10, 1948)

SMU LONGEST CONFERENCE WINNING STREAKS

	Start Date	End Date
20	Feb. 15, 1955 at Texas A&M (W, 81-56)	Jan. 18, 1957 at Texas (L, 77-68)
15	Jan. 15, 2017 at Tulane (W, 80-64)	Jan. 4, 2018 at Tulane (L, 73-70)
12	Feb. 2, 1966 at Arkansas (W, 75-74)	Jan. 10, 1967 at Texas (L, 82-73)
11	Feb. 15, 1984 vs. Baylor (W, 74-57)	Jan. 26, 1985 at Texas Tech (L, 64-63)

HOME WINNING STREAKS:

Wins	Start Date	End Date
34	Texas A&M; W, 92-48 (Feb. 6, 1954)	Kansas; L, 73-65 (Sweet 16) (March 15, 1957)
33	[-rv/rv] Gonzaga; W, 69-60 (Feb. 13, 2016)	Temple; L, 66-64 (Jan. 10, 2018)
19	Baylor; W, 74-57 (Feb. 15, 1984)	Texas Tech; L, 59-54 (Feb. 27, 1985)
15 ^	Loyola Marymount; W, 73-58 (Nov. 11, 2013)	#11/9 Louisville; L, 84-71 (March 5, 2014)
15	Connecticut; 73-55 (Feb. 14, 2015)	Tulsa; L, 82-77 (Feb. 10, 2016)

^Wins later vacated

COACHING FOR LITERACY (CoachingForLiteracy.org): The game against Tulane was scheduled to be the Coaching For Literacy game at Moody Coliseum. This would have been the seventh straight season SMU hosted a CFL game. The Mustangs also participated on the road at Memphis on Jan. 14. Jonathan Wilfong (SMU '17) and Andrew Renshaw, two then-high school seniors from Memphis, Tennessee, founded Coaching for Literacy in 2012. In partnership with Veritex Bank and Readers 2 Leaders (readers2leaders.org), proceeds raised from the event go towards funding of effective literacy programs focused on elementary and middle school students. --- The mission of Coaching for Literacy is to increase awareness about the number of people in America who are functionally or totally illiterate and the social problems associated with illiteracy. By leveraging the unique power of collegiate and professional sports, Coaching for Literacy raises money to support effective local literacy programs and schools focused on educating elementary and middle school students. SMU hosted two CFL events in 2014-15, two in 2015-16 and one in 2016-17, 2017-18, 2018-19 and 2019-20. In 2016-17, the SMU staff wore neon green ties during a three-game stretch as part of the awareness effort from the home win against Stanford on Dec. 19 through the win at Memphis, Wilfong's home town, on Dec. 27.

CFL Games At Moody Coliseum

1/31/15	vs. UCF (W, 75-56)
2/19/15	vs. Temple (W, 67-58)
1/30/16	vs. Memphis (W, 80-68)
2/10/16	vs. Tulsa (L, 77-82)
12/19/16	vs. Stanford (W, 72-49)
1/28/18	vs. East Carolina (W, 86-61)
1/2/19	vs. East Carolina (W, 82-54)
12/3/19	vs. Northwestern State (W, 77-51)
2/17/21	vs. Tulane (postponed - weather)



FORT WORTH TO HOST 2020-22 AAC CHAMPIONSHIPS

PROVIDENCE, R.I. - American Athletic Conference Commissioner Mike Aresco announced today that Dickies Arena in Fort Worth, Texas, has been selected to host the 2020-22 American Athletic Conference Men's Basketball Championships. The dates of the championships will be March 12-15, 2020; March 11-14, 2021; and March 10-13, 2022.

Dickies Arena is scheduled to open in 2019 and has already been selected as the host for the 2022 NCAA Men's Basketball Tournament first and second rounds in addition to the 2020-22 NCAA Women's Gymnastics Championship. The 14,000-seat arena will include two premium club spaces, 40 suites, 10 loge boxes and a warmup arena that can stage a full practice court.

Located in Fort Worth's Cultural District, Dickies Arena sits among a thriving tourism area and just 10 minutes from downtown Fort Worth. Six of The American's 12 members are located within driving distance of Fort Worth, while the other six members have direct flight options to the metropolitan area.

The successful bid was due to a partnership between MAFW and the Fort Worth Convention & Visitor's Bureau. The American Men's Basketball Championship joins an impressive list of sporting events in the Fort Worth area, including the PGA Tour, Fort Worth Stock Show and Rodeo, two NASCAR races and a Verizon IndyCar Series race.



On Dec. 5, 2018, SMU named the Moody Coliseum court after David B. Miller, alumnus and vice-chair of the Board of Trustees. He was a 3-year starter on the basketball team and a member of the 1971-72 Southwest Conference Co-Championship team. Since 2011, Mr. Miller and his wife, Carolyn Lacy Miller, have given \$20 million toward the expansion and renovation of Moody Coliseum.



Moody Coliseum hosted ESPN College GameDay on Feb. 14, 2015, prior to SMU's 73-55 win against defending national champion Connecticut.

DAVID B. MILLER COURT: On Dec. 5, 2018, SMU named the Moody Coliseum court after David B. Miller, alumnus and vice-chair of the Board of Trustees. A two-time SMU graduate, Miller earned his bachelor's and master's degrees in business administration from Edwin L. Cox School of Business. As an undergraduate, he was a three-year starter and letterman on the varsity basketball team and a member of the 1971-72 Southwest Conference Co-Championship team. Since 2011, Mr. Miller and his wife, Carolyn Lacy Miller, have given \$20 million toward the expansion and renovation of Moody Coliseum as well as the construction of the Miller Event Center. He has served on the SMU Board of Trustees since 2008 and also serves as chairman of the Cox Executive Board. He is a recipient of Distinguished Alumni Awards from both the University and the Cox School. In 2009, Miller was honored with the Silver Anniversary Mustang Award by the SMU Lettermen's Association. He is also a recipient of the Methodist Health System Foundation's 2017 Folsom Leadership Award. Miller is a co-founder and partner of EnCap Investments L.P., a private equity firm based in Houston and Dallas. He also is the president of the David B. Miller Family Foundation, which he established in 2006. In addition to donating to academic and athletic programs at SMU, the Miller Family Foundation contributes to numerous charitable organizations. Carolyn Miller is vice president of the foundation. The Millers have been generous long-time donors to SMU. Their gifts have created the David B. Miller Endowed Professorship in Cox School of Business, the SMU-in-Taos Campus Center, the Don Jackson Center for Financial Studies in Cox and the EnCap Investments & LCM Group Alternative Asset Management Center, also in Cox, as well as numerous general university and school-specific scholarship funds. They also have provided support for the Crum Basketball Center, the men's basketball program and Circle of Champions in the Department of Athletics. Before establishing EnCap, Mr. Miller served as co-CEO of MAZE Exploration Inc., a Denver-based oil and gas company that he co-founded in 1981. Mr. Miller began his professional career with Republic National Bank of Dallas, ultimately serving as vice president and manager of the bank's wholly-owned subsidiary, Republic Energy Finance Corporation.

WORLD-CLASS FACILITY: SMU's Crum Basketball Center has been a world-class training center since opening in 2008. The 2011 NBA Champion Dallas Mavericks used the Crum Center for their 2008, 2009 and 2010 training camps. Several other NBA teams have also used the facility while in Dallas to play the Mavericks.

ESPN COLLEGE GAMEDAY 2-14-2015: Moody Coliseum hosted ESPN College GameDay Covered by State Farm on Feb. 14, 2015, prior to SMU's 73-55 win against defending national champion Connecticut. ESPN's College GameDay was hosted by Rece Davis. Analysts Seth Greenberg and Jay Williams were onsite while Jay Bilas contributed to the GameDay telecast from the Carrier Dome.



Head Coach Tim Jankovich and the SMU staff participated in Coaches Vs Cancer #SuitsAndSneakers week.



Head Coach Tim Jankovich and the SMU staff wore green ties in support of Coaching for Literacy. SMU has hosted CFL games since the 2014-15 season.

HEAD COACH TIM JANKOVICH ANNOUNCES SIGNEES

Mouhamadou Cisse, C, 7-0, 245,
Dakar, Senegal (Putnam Science Academy [Connecticut])
Alex Anamekwe, F, 6-6, 205
McKinney, Texas (McKinney HS)

Mouhamadou "Momo" Cisse is a center at Putnam Science Academy in Putnam, Connecticut. He averaged nine rebounds, eight points and six blocked shots as a junior. He chose SMU over offers from Arizona, Arizona State, Georgia, Texas Tech, Nevada and others.

"We want to welcome Mouhamadou Cissé to the Hilltop! "Momo" is a very mobile and skilled big who uses his 7'3" wingspan to block shots and catch lobs. Momo, who is originally from Dakar, Senegal attends Putnam Science Academy in Putnam, Connecticut. We are very excited that Momo decided to make Dallas home." – Head Coach Tim Jankovich

Alex Anamekwe is a 6-6 forward for coach Wes Watson at McKinney High School. Anamekwe was the District Freshman of the Year in his debut and then Defensive Player of the Year as a sophomore and junior. As a junior, he averaged nine points, seven rebounds, three blocks and two steals. He plays AAU for Trae Young 2022. He chose SMU over offers from Alabama, Texas Tech, Tulsa and others.

"We want to welcome Alex Anamekwe to the Hilltop! He is a very talented player and person. Alex is an explosive athlete who has excelled at defending and rebounding, and has a great feel for passing. This past summer he played for Trae Young Elite and Coach George Clay. Alex attends McKinney HS where he is coached by Coach Wes Watson, and we are excited that Alex decided to stay home in the metroplex and attend SMU." – Head Coach Tim Jankovich



SMU SEASON RECORDS

With **Tim Jankovich** as
Head Coach/Associate Head Coach

Games played

1.	37	2013-14
2.	35	2010-11
	35	1987-88
	35	2016-17
5.	34	2014-15
6.	33	1983-84
	33	1984-85
	33	2017-18
9.	32	2012-13
	32	2011-12
	32	2018-19

Field goal percentage

1.	.541 (1023-1892)	1983-84
2.	.526 (1014-1928)	1984-85
3.	.517 (827-1600)	1986-87
4.	.512 (1103-2155)	1987-88
5.	.497 (858-1727)	2015-16
6.	.495 (756-1528)	1985-86
7.	.490 (813-1659)	1966-67
	.490 (821-1676)	1965-66
9.	.489 (858-1754)	1982-83
10.	.485 (1032-2130)	1975-76
11.	.483 (734-1520)	1988-89
	.483 (937-1938)	2013-14

3-point FG percentage

1.	.429 (88-205)	1986-87
2.	.420 (194-462)	2015-16
3.	.413 (97-235)	1988-89
4.	.410 (152-371)	1987-88
5.	.406 (286-705)	2016-17
6.	.394 (277-703)	2010-11
7.	.379 (174-459)	2013-14
	.379 (281-741)	2017-18
9.	.363 (145-400)	2014-15
10.	.359 (182-507)	2008-09
11.	.351 (183-521)	2009-10
12.	.350 (130-371)	2020-21
13.	.346 (164-474)	1993-94
14.	.345 (113-328)	2012-13

Free throw percentage

1.	.769 (552-718)	1961-62
2.	.768 (552-719)	1970-71
3.	.762 (412-541)	2019-20
4.	.761 (715-939)	1955-56
5.	.759 (542-714)	1965-66
6.	.746 (440-590)	1979-80
7.	.745 (493-662)	2012-13
8.	.742 (409-551)	2010-11
9.	.740 (506-684)	1962-63
10.	.735 (454-618)	1963-64

Total Points

1.	2879 (35 games)	1987-88
2.	2627 (37 games)	2013-14
3.	2599 (35 games)	2016-17
4.	2506 (33 games)	1983-84
5.	2491 (33 games)	1984-85
6.	2390 (28 games)	1975-76
7.	2363 (30 games)	1955-56
8.	2350 (34 games)	2014-15
9.	2319 (30 games)	2015-16
10.	2318 (30 games)	1999-00
11.	2306 (30 games)	2000-01
12.	2303 (32 games)	2018-19

Scoring Average

1.	87.0 (26 games)	1970-71
2.	85.4 (28 games)	1975-76
3.	84.0 (26 games)	1965-66
4.	83.3 (27 games)	1971-72
5.	82.3 (35 games)	1987-88
6.	82.0 (27 games)	1964-65

3-point field goals made

1.	286 (35 games)	2016-17
2.	281 (33 games)	2017-18
3.	277 (35 games)	2010-11
4.	263 (32 games)	2018-19
5.	248 (32 games)	2011-12
6.	236 (30 games)	2019-20
7.	215 (31 games)	2006-07
8.	205 (27 games)	1994-95
9.	202 (28 games)	1997-98
10.	194 (30 games)	2015-16
11.	192 (30 games)	1999-00
	192 (30 games)	2007-08

Free throws made

1.	715 (30 games)	1955-56
2.	671 (26 games)	1954-55
3.	610 (27 games)	1964-65
4.	594 (22 games)	1953-54
5.	586 (27 games)	1971-72
6.	579 (37 games)	2013-14
7.	552 (25 games)	1961-62
	552 (26 games)	1970-71
9.	547 (26 games)	1956-57
10.	543 (30 games)	2000-01
11.	542 (26 games)	1965-66
12.	541 (34 games)	2014-15

Assists

1.	786	1987-88
2.	675	1984-85
3.	655	1986-87
4.	608	1983-84
5.	567	2016-17
6.	561	2013-14
7.	528	2015-16
8.	524	2014-15
9.	512	1982-83
10.	509	1975-76
11.	488	2010-11
12.	487	1985-86

Assists average

1.	22.6 (29 games)	1986-87
2.	22.5 (35 games)	1987-88
3.	20.5 (33 games)	1984-85
4.	18.4 (33 games)	1983-84
5.	18.2 (28 games)	1975-76
6.	17.6 (30 games)	2015-16
7.	17.1 (30 games)	1982-83
8.	16.8 (29 games)	1985-86
9.	16.4 (25 games)	1972-73
10.	16.3 (28 games)	1992-93
11.	16.2 (28 games)	1979-80
	16.2 (35 games)	2016-17

Blocked shots

1.	165	2013-14
2.	149	2002-03
3.	147	1984-85
4.	146	1983-84
	146	2014-15
6.	138	2005-06
7.	137	2015-16
8.	132	2012-13
9.	124	1978-79
10.	123	1998-99
	123	2018-19
12.	122	2007-08
	122	2006-07
14.	120	1977-78
15.	119	2001-02
16.	117	2016-17

Blocked shots average

1.	5.0 (30 games)	2002-03
2.	4.8 (29 games)	2005-06
3.	4.6 (27 games)	1978-79
	4.6 (30 games)	2015-16
5.	4.5 (33 games)	1984-85
	4.5 (37 games)	2013-14
	4.5 (17 games)	2020-21
8.	4.4 (33 games)	1983-84
9.	4.3 (28 games)	1977-78
	4.3 (34 games)	2014-15
11.	4.1 (29 games)	2001-02
	4.1 (30 games)	1998-99
	4.1 (30 games)	2007-08
	4.1 (32 games)	2012-13

Steals

1.	297	1987-88
2.	282	2013-14
3.	278	1999-00
4.	248	1998-99
5.	244	2017-18
6.	242	2004-05
7.	238	1984-85
8.	237	2014-15
9.	234	2002-03
10.	233	1992-93
11.	225	2003-04
12.	222	2005-06
13.	221	2011-12
14.	220	2012-13

Steals average

1.	9.3 (30 games)	1999-00
2.	8.6 (28 games)	2004-05
3.	8.5 (35 games)	1987-88
4.	8.3 (28 games)	1992-93
5.	8.3 (30 games)	1998-99
6.	7.8 (30 games)	2002-03
7.	7.7 (29 games)	2005-06
8.	7.6 (37 games)	2013-14
9.	7.5 (30 games)	2003-04
10.	7.4 (28 games)	1996-97
	7.4 (33 games)	2017-18

Best Assist-to-Turnover Ratio

1.	1.74	1986-87
2.	1.71	1987-88
3.	1.50	2016-17
4.	1.42	2015-16
5.	1.37	1985-86

Fewest Turnovers Per Game

1.	10.8	2016-17
2.	11.0	2018-19
3.	11.6	1996-97
	11.6	2017-18
5.	12.0	1998-99
6.	12.3	1985-86
7.	12.4	2015-16
8.	12.5	2014-15

Scoring defense

1.	59.8 (34 games)	2014-15
2.	60.0 (35 games)	2016-17
3.	60.1 (32 games)	2011-12
4.	61.3 (35 games)	2010-11
5.	61.4 (29 games)	1985-86
6.	62.2 (25 games)	1957-58
7.	62.2 (37 games)	2013-14
8.	62.6 (31 games)	2006-07
9.	62.7 (32 games)	2012-13
10.	63.2 (24 games)	1958-59
11.	63.4 (30 games)	2015-16
12.	64.1 (29 games)	2005-06
	64.1 (33 games)	2017-18
14.	64.2 (26 games)	1956-57
15.	64.5 (31 games)	2009-10
	64.5 (24 games)	1959-60

Field goal pct defense

1.	.345 (498-1443)	1953-54
2.	.364 (656-1804)	1957-58
3.	.367 (766-2087)	1955-56
4.	.373 (609-1631)	1958-59
5.	.380 (609-1602)	1961-62
6.	.381 (691-1815)	2014-15
7.	.385 (762-1977)	2013-14
8.	.386 (745-1928)	2016-17
9.	.387 (576-1488)	1959-60
10.	.389 (661-1698)	1954-55
11.	.394 (660-1674)	1956-57
12.	.395 (655-1657)	2012-13
13.	.400 (676-1690)	2015-16
14.	.402 (650-1618)	1960-61

3-point FG pct defense


1.	.305 (120-394)	1987-88
2.	.308 (203-660)	2011-12
3.	.314 (157-500)	1992-93
4.	.321 (248-773)	2013-14
	.321 (282-878)	2016-17
6.	.322 (197-611)	2006-07
7.	.326 (268-823)	2014-15
8.	.330 (187-567)	1997-98
9.	.331 (224-676)	2015-16
10.	.332 (203-612)	2003-04
	.332 (178-536)	1999-00
12.	.333 (148-445)	2004-05
13.	.338 (188-557)	2000-01
	.338 (160-473)	2005-06
	.338 (259-766)	2017-18

Scoring margin

1.	14.3 (74.3-60.0)	2016-17
2.	13.9 (77.3-63.4)	2015-16
3.	13.4 (77.6-64.2)	1956-57
4.	11.0 (78.8-67.7)	1955-56
5.	10.4 (82.3-71.8)	1987-88
6.	9.4 (69.1-59.8)	2014-15
7.	8.8 (71.0-62.2)	2013-14
8.	8.4 (77.1-68.7)	1953-54
9.	8.1 (75.9-67.8)	1983-84
10.	8.0 (75.5-67.5)	1984-85

Rebound margin

1.	10.2 (39.4-29.3)	2015-16
2.	8.7 (38.1-29.5)	2016-17
3.	8.4 (37.2-28.8)	1988-89
4.	6.7 (36.6-29.9)	2014-15
5.	5.7 (48.5-42.8)	1959-60
6.	5.0 (46.5-41.5)	1958-59
7.	4.8 (36.0-31.3)	2013-14
8.	4.6 (38.1-33.5)	1984-85
9.	4.3 (43.3-39.0)	1999-00



33
FRANKLIN
AGUNANNE
F, 6-9, 245, JR-TR
Abuja, Nigeria
Loyola Chicago
La Lumiere [Ind.]

2021-22 (Junior):

2020-21 (Redshirt at Loyola Chicago): Did not appear in any games after undergoing surgery prior to the start of the season.

2019-20 (Sophomore at Loyola Chicago): Missed the first five games of the year with a thumb injury, then appeared in 23 contests off the bench, averaging 2.3 points and 1.8 rebounds per game, 60.5% FGs (23-38)... Named to the MVC Honor Roll.

2018-19 (Freshman at Loyola Chicago): 1.9 points, 1.8 rebounds and 0.5 blocks per game, while shooting 52.1% (25-for-48) from the field ... Appeared in 33 contests off the bench ... Scored in double digits on a pair of occasions... Named to the MVC Honor Roll.

High School: Helped La Lumiere to a national championship in 2016-17 ... Contributed 9.7 points, 7.4 rebounds and 1.4 blocks per game as a key contributor on a La Lumiere squad that went 23-4 in 2017-18 ... Was a 4-star recruit according to ESPN and in the summer of 2017, led the Nike EYBL in defensive rebounding percentage and was also ranked in the top 10 in the EYBL in block percentage ... Over his last few prep seasons, he had the second-highest defensive rebound percentage behind NBA Draft pick Mohamed Bamba ... Has a 7-foot-3-inch wingspan.

HIGHS	SEASON	CAREER	AAC GAME	CONF. TOUR/POST
MINUTES	2, McNeese 11/9/21 2, Northwestern St 11/15/21	17 (LC), Benedictine 12/18/18	15 (LC), at Valparaiso 2/10/19	10(LC),v Valparaiso 3/8/19 10(LC),v Bradley 3/9/19
FG		5 (LC), Indiana St 1/22/20	5 (LC), Indiana St 1/22/20	1 (LC),v Valparaiso 3/8/19
FGA		6 (LC), at Valparaiso 2/10/19 6 (LC), Indiana St 1/22/20	6 (LC), at Valparaiso 2/10/19 6 (LC), Indiana St 1/22/20	3 (LC),v Bradley 3/9/19
3FG				
3FGA				
FT		3 (LC), at Evansville 1/8/19	3 (LC), at Evansville 1/8/19	2 (LC),v Valparaiso 3/8/19
FTA	2, McNeese 11/9/21	4 (LC), Benedictine 12/18/18 4 (LC), at Evansville 1/8/19 4 (LC), Davidson 12/22/19	4 (LC), at Evansville 1/8/19	2 (LC),v Valparaiso 3/8/19
REBOUNDS	2, McNeese 11/9/21	9 (LC), Kansas City 11/6/18	5 (LC), at Valparaiso 2/10/19	4 (LC),v Bradley 3/9/19
ASSISTS		1 (LC), Benedictine 12/18/18 1 (LC), Valparaiso 1/15/19	1 (LC), Valparaiso 1/15/19	
BLOCKS		3 (LC), Grambling 11/16/18 3 (LC), Norfolk St. 12/16/18	2 (LC), at Valparaiso 2/10/19	1(LC),at Creighton 3/19/19
STEALS		2 (LC), at Evansville 1/8/19 2 (LC), Northern Iowa 2/15/20	2 (LC), at Evansville 1/8/19 2 (LC), Northern Iowa 2/15/20	1(LC),at Creighton 3/19/19
POINTS		13 (LC), at Evansville 1/8/19	13 (LC), at Evansville 1/8/19	4 (LC),v Valparaiso 3/8/19

2021-22 GAME-BY-GAME STATISTICS

Opponent	Date	GS	Min	FG	FGA	Pct	3FG	FGA	Pct	FT	FTA	Pct	Off	Def	Tot	Avg	PF	FO	A	TO	Blk	Stl	Pts	Avg
MCNEESE	11/09/21		2	0	0	.000	0	0	.000	0	2	.000	0	2	2	2.0	1	0	0	0	0	0	0	0.0
at Oregon	11/12/21		1	0	0	.000	0	0	.000	0	0	.000	0	1	1	1.5	0	0	0	0	0	0	0	0.0
NORTHWESTERN ST.	11/15/21		2	0	0	.000	0	0	.000	0	0	.000	0	1	1	1.3	1	0	0	0	0	0	0	0.0
SOUTHEASTERN LA.	11/18/21		DNP																					
vs Missouri	11/21/21		DNP																					
vs Loyola Marymount	11/22/21		DNP																					
SAM HOUSTON	11/24/21		DNP																					
LA.-MONROE	11/28/21		DNP																					
UNLV	12/01/21		DNP																					
Totals			0	5	0	0	.000	0	0	.000	0	2	.000	0	4	4	1.3	2	0	0	0	0	0	0.0

Games played: 3
 Minutes/game: 1.7
 FT Pct: 0.0

Rebounds/game: 1.3

CAREER STATISTICS

Year	GP	GS	Min	Avg	FG	FGA	Pct	3FG	FGA	Pct	FT	FTA	Pct	Off	Def	Tot	Avg	PF	FO	Ast	TO	Blk	Stl	Pts	Avg
2018-19*	33	0	225	6.8	25	48	.521	0	0	.000	12	19	.632	8	52	60	1.8	54	0	2	26	15	6	62	1.9
2019-20*	23	0	154	6.7	23	38	.605	0	0	.000	6	11	.545	9	32	41	1.8	20	0	0	8	2	2	52	2.3
2020-21*	Redshirt																								
2021-22	3	0	5	1.7	0	0	.000	0	0	.000	0	2	.000	0	4	4	1.3	2	0	0	0	0	0	0	0.0
All*	59	0	384	6.5	48	86	.558	0	0	.000	18	32	.563	17	88	105	1.8	76	0	2	34	17	8	114	1.9

* Statistics from prior team/school



5
EMMANUEL
BANDOUMEL
G, 6-4, 180, SR-2L
Quebec City, Quebec
de Brebeuf HS
Hill College [Texas]

2021-22 (Senior): Career-high 21 points (4-8 3FG) with 6 rebounds, 3 assists and a steal in the win vs ULM 11/28...Team-high 14 points, hitting a career-high tying 4 threes, with 5 rebounds, an assist and a steal at [13/12] Oregon 11/12.

2020-21 (Junior): Started all 17 games... 10.2 points (3rd SMU, 24th AAC), 2.9 rebounds and 1.4 assists... Shots 36.4% on 3s (14th AAC) and made 1.6 threes per game (14th AAC)... **GAME HIGHLIGHTS:** Had 16 points (5-8 FG, 3-4 3FG) in the NIT first round vs Boise State 3/18...16 points (career high 4 3FGs) and a career-high 7 rebounds in the win vs Temple 1/11...Career-high 19 points, including the game-winning buzzer-beater with 3 rebounds and an assist in the 66-64 win at [-/rv] Dayton 12/5... 17 points (6-10 FG, 3-6 3FG, 2-2 FT) with 3 assists, 2 rebounds and a steal in the win vs A&M-Corpus Christi 11/30.

2019-20 (Sophomore): Played in every game, including 18 starts ... 6.3 points and 2.6 rebounds ... **GAME HIGHLIGHTS:** Hit the game-winning 3-pointer with 31 seconds left in overtime of the 73-72 victory over [20/19] Houston 2/15 ... Finished with season-high 6 rebounds and tied season-high 3 steals in win vs. UConn (2/13/20) ... Career-high 14 points on 5 of 10 shooting in win at No. 20 Memphis (1/25/20) ... Had 10-point outing at Vanderbilt (1/4/20) ... Career-high 12 points in 23 minutes vs. USF (1/1/20).

2018-19 (Freshman at Hill College): Started 27 of 30 games played ... Averaged 13.9 points, 4.0 rebounds, 1.9 assists, 53.0% FGs, 39.0% 3FGs, 80.8% FTs.

HIGHS	SEASON	CAREER	AAC GAME	CONF. TOUR/POST
MINUTES	39, vs Missouri 11/21/21	39, vs Missouri 11/21/21	37, Temple 1/11/21	30, vs Cincinnati 3/12/21
FG	6, ULM 11/28/21	6, A&M-CC 11/30/20 6, at [-/rv] Dayton 12/5/20 6, Temple 1/11/21 6, ULM 11/28/21	6, Temple 1/11/21	5, vs Boise St 3/18/21
FGA	14, at 13/12 Oregon 11/12/21 14, Northwestern St 11/15/21	14, at 13/12 Oregon 11/12/21 14, Northwestern St 11/15/21	13, Memphis 1/28/21	9, vs Cincinnati 3/12/21
3FG	4, at 13/12 Oregon 11/12/21 4, ULM 11/28/21	4, Temple 1/11/21 4, at 13/12 Oregon 11/12/21 4, ULM 11/28/21	4, Temple 1/11/21	3, vs Boise St 3/18/21
3FGA	9, Northwestern St 11/15/21	9, Northwestern St 11/15/21	8, at 20/20 Memphis 1/25/20	6, vs Cincinnati 3/12/21
FT	5, ULM 11/28/21	7, Northwestern St 12/3/19 7, at Tulane 2/19/20	7, at Tulane 2/19/20	3, vs Boise St 3/18/21
FTA	7, ULM 11/28/21	10, at [-/rv] Dayton 12/5/20	8, at Tulane 2/19/20	5, vs Boise St 3/18/21
REBOUNDS	6, Southeastern La. 11/18/21 6, ULM 11/28/21	7, Temple 1/11/21	7, Temple 1/11/21	6, vs Cincinnati 3/12/21
ASSISTS	4, UNLV 12/1/21	6, at Vanderbilt 1/4/20 3, at Temple 12/30/20 3, [5/5] Houston, 1/3/21	3, ECU 12/16/20	1, vs Cincinnati 3/12/21
BLOCKS		1, at UNLV 11/23/19 1, Wichita State 3/1/20 1, Sam Houston St 11/25/20 1, Houston Baptist 12/2/20 1, at ECU 2/8/21 1, vs Cincinnati 3/12/21	1, Wichita State 3/1/20 1, at ECU 2/8/21	1, vs Cincinnati 3/12/21
STEALS	1, 5 times	3, at Vanderbilt 1/4/20 3, Connecticut 2/12/20 3, at Temple 12/30/20	3, Connecticut 2/12/20 3, at Temple 12/30/20	1, vs Cincinnati 3/12/21
POINTS	21, ULM 11/28/21	21, ULM 11/28/21	16, Temple 1/11/21	16, vs Boise St 3/18/21

Prep: The Quebec City native played for Coach Michael Chmielewski at Jean-de-Brébeuf High School and AAU for Coach Joey McKitterick with Brookwood Elite.

2021-22 GAME-BY-GAME STATISTICS

Opponent	Date	GS	Min	FG	FGA	Pct	3FG	FGA	Pct	FT	FTA	Pct	Off	Def	Tot	Avg	PF	FO	A	TO	Blk	Stl	Pts	Avg	
MCNEESE	11/09/21	*	24	3	3	1.000	1	1	1.000	0	0	.000	0	1	1	1.0	3	0	2	0	0	1	7	7.0	
at Oregon	11/12/21	*	32	5	14	.357	4	8	.500	0	0	.000	2	3	5	3.0	1	0	1	1	0	1	14	10.5	
NORTHWESTERN ST.	11/15/21	*	25	5	14	.357	3	9	.333	1	2	.500	0	4	4	3.3	0	0	2	0	0	0	14	11.7	
SOUTHEASTERN LA.	11/18/21	*	27	3	9	.333	2	8	.250	0	0	.000	2	4	6	4.0	3	0	2	1	0	0	8	10.8	
vs Missouri	11/21/21	*	39	2	6	.333	2	4	.500	2	2	1.000	0	2	2	3.6	5	1	0	3	0	1	8	10.2	
vs Loyola Marymount	11/22/21	*	19	1	7	.143	1	5	.200	0	0	.000	0	1	1	3.2	0	0	0	1	0	1	3	9.0	
SAM HOUSTON	11/24/21	*	22	3	6	.500	3	4	.750	4	4	1.000	1	1	2	3.0	3	0	0	1	0	0	13	9.6	
LA-MONROE	11/28/21	*	28	6	13	.462	4	8	.500	5	7	.714	4	2	6	3.4	1	0	3	1	0	1	21	11.0	
UNLV	12/01/21	*	30	5	11	.455	3	8	.375	0	0	.000	0	3	3	3.3	1	0	4	2	0	0	13	11.2	
Totals			9	246	33	.83	.398	23	.55	.418	12	.15	.800	9	21	30	3.3	17	1	14	10	0	5	101	11.2

Games played: 9
 Minutes/game: 27.3
 Points/game: 11.2
 FG Pct: 39.8
 3FG Pct: 41.8
 FT Pct: 80.0

Rebounds/game: 3.3
 Assists/game: 1.6
 Turnovers/game: 1.1
 Assist/turnover ratio: 1.4
 Steals/game: 0.6

CAREER STATISTICS

Year	GP	GS	Min	Avg	FG	FGA	Pct	3FG	FGA	Pct	FT	FTA	Pct	Off	Def	Tot	Avg	PF	FO	Ast	TO	Blk	Stl	Pts	Avg
2019-20	30	18	681	22.7	58	166	.349	23	103	.223	51	66	.773	19	60	79	2.6	62	0	33	38	2	17	190	6.3
2020-21	17	17	487	28.6	56	137	.409	28	77	.364	33	45	.733	12	38	50	2.9	36	0	23	28	5	8	173	10.2
2021-22	9	9	246	27.3	33	83	.398	23	55	.418	12	15	.800	9	21	30	3.3	17	1	14	10	0	5	101	11.2
TOTAL	56	44	1414	25.3	147	386	.381	74	235	.315	96	126	.762	40	119	159	2.8	115	1	70	76	7	30	464	8.3



25
TRISTAN CLARK
F, 6-10, 245, SR-TR
San Antonio, Texas
Baylor
Wagner HS

2021-22 (Senior): Added 10 points (5-6 FGs), 4 rebounds, 2 blocks and an assist in 20 minutes in the win vs UNLV 12/1... Had 12 points, 6 rebounds and 2 blocks in his SMU debut vs McNeese 11/9.

2019-20 (Junior at Baylor): Preseason All-Big 12 Team and Karl Malone Award watch list ... Played 22 games with 6 starts... averaged 4.0 points, 2.4 rebounds and hit 47.5% from the field.

2018-19 (Sophomore at Baylor): Started first 14 games before suffering season-ending knee injury on Jan. 8 ... Led nation with .737 field goal percentage at time of injury ... Scored in double-figures in 11 of 14 games ... Also posted 34 blocks in 14 games... Opened season with five consecutive double-digit scoring games ... Posted career-high 27 points on 11-of-13 from field against Ole Miss (11/23) at Emerald Coast Classic ... Blocked career-high six shots vs. South Dakota (11/27).

2017-18 (Freshman at Baylor): Played in 33 games and made 30 starts during debut season, helping Bears to 19 wins and NIT second round appearance ... Led team with .608 field goal percentage... Ranked second on team with 29 blocks, which tied for 13th-most in Big 12 Conference ... Scored in double-figures 10 times and had two double-doubles ... Had seven points, six rebounds and season-high three blocks in win over Wisconsin (11/20) at Hall of Fame Classic ... Posted career-first double-double with 16 points and 11 rebounds in 33 minutes vs. Randall (12/9) ... Posted season-highs with 16 points, 15 rebounds and three blocks in 28 minutes at Iowa State (1/13).

High School: Played senior season for head coach Rodney Clark at San Antonio's Wagner High School ... Helped Thunderbirds to 36-3 record and runner-up finish in Class 6A playoffs, marking school's first appearance in state championship game ... Averaged 17.5 points, 10.1 rebounds, 2.8 assists and 2.1 blocks during 2016-17 senior season ... Honored by TABC as Class 6A Player of the Year, first-team All-State and District 27-6A

2021-22 GAME-BY-GAME STATISTICS

Opponent	Date	GS	Min	FG	FGA	Pct	3FG	FGA	Pct	FT	FTA	Pct	Off	Def	Tot	Avg	PF	FO	A	TO	Blk	Stl	Pts	Avg
MCNEESE	11/09/21		17	6	9	.667	0	0	.000	0	0	.000	4	2	6	6.0	1	0	0	1	2	0	12	12.0
at Oregon	11/12/21		18	1	1	1.000	0	0	.000	4	4	1.000	1	2	3	4.5	3	0	0	1	0	0	6	9.0
NORTHWESTERN ST.	11/15/21		17	2	3	.667	0	0	.000	1	2	.500	1	2	3	4.0	1	0	1	0	0	0	5	7.7
SOUTHEASTERN LA.	11/18/21		17	4	4	1.000	0	0	.000	1	2	.500	1	3	4	4.0	3	0	2	1	0	1	9	8.0
vs Missouri	11/21/21		28	3	6	.500	0	0	.000	0	0	.000	0	3	4	4.0	1	0	0	1	2	0	6	7.6
vs Loyola Marymount	11/22/21		DNP																					
SAM HOUSTON	11/24/21		15	2	3	.667	0	0	.000	0	0	.000	0	5	5	4.2	2	0	0	1	1	0	4	7.0
LA.-MONROE	11/28/21		19	2	3	.667	0	0	.000	0	0	.000	2	2	4	4.1	1	0	0	0	0	1	4	6.6
UNLV	12/01/21		20	5	6	.833	0	0	.000	0	0	.000	0	4	4	4.1	1	0	1	0	2	0	10	7.0
Totals		0	151	25	35	.714	0	0	.000	6	8	.750	10	23	33	4.1	13	0	4	5	7	2	56	7.0

Games played: 8
Minutes/game: 18.9
Points/game: 7.0
FG Pct: 71.4
FT Pct: 75.0

Rebounds/game: 4.1
Assists/game: 0.5
Turnovers/game: 0.6
Assist/turnover ratio: 0.8
Steals/game: 0.3
Blocks/game: 0.9


HIGHS	SEASON	CAREER	CONF. GAME	CONF. TOUR/POST
MINUTES	28, vs Missouri 11/21/21	38, (BU) Oregon 12/21/18	35, (BU) at TCU 1/5/19	12, (BU) v W. Virginia 3/8/18
FG	6, McNeese 11/9/21	11, (BU) vs Ole Miss 11/23/18	7, (BU) at Iowa State 1/13/18	7, (BU) at TCU 1/5/19
FGA	9, McNeese 11/9/21	13, (BU) at Iowa State 1/13/18	13, (BU) at Iowa State 1/13/18	3, (BU) Wagner 3/13/18
		13, (BU) vs Ole Miss 11/23/18	13, (BU) at TCU 1/5/19	
		13, (BU) at TCU 1/5/19		
3FG		1, (BU) at Iowa State 1/13/18	1, (BU) at Iowa State 1/13/18	
		1, (BU) at Oklahoma 1/30/18	1, (BU) at Oklahoma 1/30/18	
		1, (BU) Texas Southern 11/6/18		
3FGA		2, (BU) at Iowa State 1/13/18	2, (BU) at Iowa State 1/13/18	
FT	4, at 13/12 Oregon 11/12/21	7, (BU) Prairie View 11/12/18	4, (BU) Five Times	1, (BU) v West Virginia 3/8/18
FTA	4, at 13/12 Oregon 11/12/21	10, (BU) SFA 12/18/18	6, (BU) at TCU 1/5/19	2, (BU) v West Virginia 3/8/18
			6, (BU) Iowa State 1/8/19	
REBOUNDS	6, McNeese 11/9/21	15, (BU) at Iowa State 1/13/18	15, (BU) at Iowa State 1/13/18	3, (BU) Wagner 3/13/18
ASSISTS	2, Southeastern La. 11/18/21	4, (BU) Four Times	4, (BU) at TCU 2/24/18	
			4, (BU) at TCU 1/5/19	
BLOCKS	2, McNeese 11/9/21	6, (BU) South Dakota 11/27/18	3, (BU) at Iowa State 1/13/18	2, (BU) Wagner 3/13/18
	2, vs Missouri 11/21/21			
	2, vs UNLV 12/1/21			
STEALS	1, Southeastern La. 11/18/21	3, (BU) SFA 12/18/18	2, (BU) Four Times	1, (BU) Wagner 3/13/18
	1, ULM 11/28/21			
POINTS	12, McNeese 11/9/21	27, (BU) vs Ole Miss 11/23/18	18, (BU) at TCU 1/5/19	6, (BU) Wagner 3/13/18
DOUBLE-DOUBLES				
1 - vs Randall 12/9/17 (16 pts, 11 rebs)		2 - at Iowa State 1/13/18 (16 pts, 15 rebs)		
3 - New Orleans 12/29/18 (17 pts, 12 rebs)				

MVP ... Also recognized as San Antonio Express-News Player of the Year ... Played junior season at Findlay Prep in Henderson, Nev. and sophomore season at Judson High School in Converse, Texas.

CAREER STATISTICS

Year	GP	GS	Min	Avg	FG	FGA	Pct	3FG	FGA	Pct	FT	FTA	Pct	Off	Def	Tot	Avg	PF	FO	Ast	TO	Blk	Stl	Pts	Avg
2017-18*	33	30	657	19.9	93	153	.608	2	7	.286	36	55	.655	47	101	148	4.5	80	3	25	38	29	18	224	6.8
2018-19*	14	14	417	29.8	84	114	.737	1	4	.250	36	54	.667	31	57	88	6.3	41	2	23	23	34	15	205	14.6
2019-20*	22	6	287	13.0	38	80	.475	0	2	.000	11	17	.647	15	38	53	2.4	53	1	11	26	10	4	87	4.0
2021-22	8	0	151	18.9	25	35	.714	0	0	.000	6	8	.750	10	23	33	4.1	13	0	4	5	7	2	56	7.0
All*	77	50	1512	19.6	240	382	.628	3	13	.231	89	134	.664	103	219	322	4.2	187	6	63	92	80	39	572	7.4

* Statistics from prior team/school



3
KENDRIC DAVIS
G, 5-11, 180, SR-2L
Houston, Texas
TCU
Sam Houston HS

2021-22 (Senior): Totaled 29 points (10-15 FG, 4-6 3FG, 5-6 FT) with 4 rebounds, 3 assists and a steal in OT loss vs Missouri 11/21...Had 25 points, 4 assists and 2 steals vs Southeastern Louisiana 11/18...19 points, 10 assists and 9 rebounds in the win vs Northwestern State 11/15... **AWARDS:** AAC Player of the Week (N22)... Wooden Award Preseason Top 50 Watch List... Naismith Trophy Watch List... Bob Cousy Point Guard of the Year Award Watch List... Lute Olson Player of the Year Award Watch List... Preseason All-AAC First Team.

2020-21 (Junior): Started all 17 games... averaged 19.0 pts (1st AAC, 44th NCAA), 7.6 asts (1st AAC, 4th NCAA), 4.2 rebs & 1.6 steals (4th AAC) with a 3.2 ast/to ratio (1st AAC, 10th NCAA)... shot 48.1% overall (7th AAC), 37.3% on 3FGs (12th AAC) & 83.3% on FTs (5th AAC)...

NOTE: Only player in the country to lead his league in scoring & asts...

GAME HIGHLIGHTS: Had 23 pts (9-16 FG, 3-4 3FG), 12 asts, 7 rebs & a steal with just a turnover in the NIT first round vs Boise State 3/18... Career-high 35 pts (9-17 FG, 4-7 3FG, 13-17 FT) with 4 asts & 3 steals vs Cincinnati in the AAC quarterfinal 3/12... AAC career-high 25 pts with 8 asts & 3 steals in the win at ECU 2/8...Had 22 pts (10-18 FG, 2-4

3FG), 10 asts & 4 rebs in win at Tulsa 2/3...AAC record 14 asts with 14 pts, 3 rebs & a steal vs Cincinnati 1/7...Had 23 pts, 8 rebs & 4 asts vs [5/5] Houston 1/3...Team highs of 21 pts & 6 rebs with 3 asts & 2 steals in the 66-64 win at [-/rv] Dayton 12/5... Had 13 asts (0 turnovers) with 20 pts & 6 steals vs Houston Baptist 12/2... Added 33 pts (11-15 FG, 3-4 3FG, 8-8 FT) with 5 asts & 4 rebs in win vs Sam Houston 11/25 (SMU record for pts in scoring opener)... **AWARDS:** NABC All-District First Team... USBWA All-District... All-AAC First Team...Lute Olson National Player of the Year Mid-Season Watch List... ESPN (Jeff Brozello) National Player of the Week (D7)...AAC Player of the Week (D7, F15)...AAC Weekly Honor Roll (N30, D21, J4, J11, J25, F8).... **SMU SEASON RECORDS:** T-20th scoring (19.0), 4th asts (7.6), 2nd ast/to ratio (3.17, 130/41), 22nd FT% (83.3).

2019-20 (Sophomore): Started every game after 11/22/19 ... 14.2 pts (2nd SMU, 8th AAC), 6.7 asts (1st AAC, 10th NCAA), & 4.1 rebs (4th SMU) ... 85.4% FT (2nd AAC), 2.7 ast/to ratio (1st AAC, 19th NCAA) ... **GAME HIGHLIGHTS:** 23 pts & 10 asts at Temple 2/8

HIGHS	SEASON	CAREER	CONF. GAME	CONF. TOUR/POST
MINUTES	43, vs Missouri 11/21/21	45, at Georgia 12/20/19	43, [20/19] Houston 2/15/20	38, vs Cincinnati 3/12/21 38, vs Boise St 3/18/21
FG	10, vs Missouri 11/21/21	11, Sam Houston St 11/25/20	10, at Tulsa 2/3/21	9, vs Cincinnati 3/12/21 9, vs Boise St 3/18/21
FGA	15, vs Missouri 11/21/21 15, ULM 11/28/21	18, at Tulsa 2/3/21	18, at Tulsa 2/3/21	17, vs Cincinnati 3/12/21
3FG	4, vs Missouri 11/21/21 4, ULM 11/28/21	4, vs Cincinnati 3/12/21 4, vs Missouri 11/21/21 4, ULM 11/28/21	3, UCF 1/8/20 3, at Temple 2/8/20	4, vs Cincinnati 3/12/21
3FGA	9, ULM 11/28/21	9, ULM 11/28/21	6 (TCU), at Kansas St 1/19/19 6, at [20/20] Memphis 1/25/20	7, vs Cincinnati 3/12/21
FT	10, Southeastern La. 11/18/21	13, vs Cincinnati 3/12/21	11, UCF 1/8/20	13, vs Cincinnati 3/12/21
FTA	12, Southeastern La. 11/18/21	17, vs Cincinnati 3/12/21	14, UCF 1/8/20	17, vs Cincinnati 3/12/21
REBOUNDS	9, Northwesm St 11/15/21	9, at UNLV 11/23/19 9, Tulane 2/1/20 9, Northwesm St 11/15/21	9, Tulane 2/1/20	7, vs Boise St 3/18/21
ASSISTS	10, Northwesm St 11/15/21	* 14, Cincinnati 1/7/21	* 14, Cincinnati 1/7/21	12, vs Boise St 3/18/21
BLOCKS		1, 5 times	1, 3 times	
STEALS	2, Northwesm St 11/15/21 2, Southeastern La. 11/18/21 2, vs LMU 11/22/21	6 (TCU), Oklahoma 2/16/19 6, Houston Baptist 12/2/20	6 (TCU), Oklahoma 2/16/19	3, vs Cincinnati 3/12/21
POINTS	29, vs Missouri 11/21/21	35, vs Cincinnati 3/12/21	25, at ECU 2/8/21	35, vs Cincinnati 3/12/21
DOUBLE-DOUBLES				
1 - Abilene Christian 11/29/19 (17 pts, 10 asts)			2 - Tulane 2/1/20 (18 pts, 13 asts)	
3 - at Temple 2/8/20 (23 pts, 10 asts)			4 - A&M-CC 11/30/20 (11 pts, 11 asts)	
5 - Houston Baptist 12/2/20 (20 pts, 13 asts)			6 - Cincinnati 1/7/21 (14 pts, 14 asts)	
7 - at Tulsa 2/3/21 (22 pts, 10 asts)			8 - vs Boise State 3/18/21 (23 pts, 12 asts)	
9 - Northwestern State 11/15/21 (19 pts, 10 asts)				
* American Athletic Conference Record				

... Then AAC-record 13 asts vs. Tulane 2/1, added 18 pts ... 24 pts in win at V&erbilt 1/4

... **AWARDS:** NABC All-District 2nd Team ... All-AAC 3rd Team ... Southwestern Showdown MVP (11/29/19) ... AAC Weekly Honor Roll 3x (1/6, 1/13, 1/27)... **SMU SEASON RECORDS:** 173 asts (13th), 6.7 asts (T-6th), 2.70 ast/to (T-3rd), 85.4% FTs (11th) **2018-19 (Freshman at TCU):** Played all 37 games... 6.3 pts, 1.7 rebs, 2.0 asts... 22 pts at No. 17 Iowa State (2/9/19) on 7-10 FGs... 16 pts vs No. 14 Kansas (2/11/19).

Prep: 4-star by ESPN, 247Sports & Rivals... Nominee for the McDonald's All-American Game... 2nd-team ALL-USA Texas Boys Team by USA Today as senior... 3x TABC Boys' All-State Class 6A... 3-time 20-6A District MVP... No. 23 PG nationally & No. 9 player in Texas by 247Sports... Ranked No. 100 player & No. 22 PG nationally by Rivals... 22.6 pts, 6.6 asts, 79% FGs, 51.3% 3FGs & 82% FTs as senior... Led Sam Houston to 29-5 record... All-Greater Houston Area 1st Team as junior & senior... 23.0 pts & 7.4 asts as junior... 19.1 pts & 7.3 asts as sophomore.

2021-22 GAME-BY-GAME STATISTICS

Opponent	Date	GS	Min	FG	FGA	Pct	3FG	FGA	Pct	FT	FTA	Pct	Off	Def	Tot	Avg	PF	FO	A	TO	Blk	Stl	Pts	Avg
MCNEESE	11/09/21	*	29	4	12	.333	1	4	.250	9	10	.900	2	6	8	8.0	1	0	5	3	0	1	18	18.0
at Oregon	11/12/21	*	31	2	8	.250	1	6	.167	4	4	1.000	0	1	1	4.5	2	0	5	3	0	0	9	13.5
NORTHWESTERN ST.	11/15/21	*	30	6	10	.600	2	5	.400	5	5	1.000	2	7	9	6.0	3	0	10	2	0	2	19	15.3
SOUTHEASTERN LA.	11/18/21	*	34	6	13	.462	3	7	.429	10	12	.833	0	2	2	5.0	3	0	4	5	0	2	25	17.8
vs Missouri	11/21/21	*	43	10	15	.667	4	6	.667	5	6	.833	0	4	4	4.8	3	0	3	5	0	1	29	20.0
vs Loyola Marymount	11/22/21	*	36	6	10	.600	2	4	.500	3	3	1.000	1	4	5	4.8	1	0	5	2	0	2	17	19.5
SAM HOUSTON	11/24/21	*	32	6	14	.429	2	6	.333	7	10	.700	0	6	6	5.0	1	0	4	1	0	1	21	19.7
LA.-MONROE	11/28/21	*	36	7	15	.467	4	9	.444	8	8	1.000	2	5	7	5.3	3	0	7	5	0	1	26	20.5
UNLV	12/01/21	*	34	5	10	.500	2	4	.500	6	6	1.000	0	4	4	5.1	1	0	8	3	0	0	18	20.2

Games played: 9
Minutes/game: 33.9
Points/game: 20.2
FG Pct: 48.6
3FG Pct: 41.2
FT Pct: 89.1

Rebounds/game: 5.1
Assists/game: 5.7
Turnovers/game: 3.2
Assist/turnover ratio: 1.8
Steals/game: 1.1

CAREER STATISTICS

Year	GP	GS	Min	Avg	FG	FGA	Pct	3FG	FGA	Pct	FT	FTA	Pct	Off	Def	Tot	Avg	PF	FO	Ast	TO	Blk	Stl	Pts	Avg
2018-19*	37	2	634	17.1	79	193	.409	15	47	.319	60	85	.706	12	50	62	1.7	58	0	75	59	1	33	233	6.3
2019-20	26	26	907	34.9	127	283	.449	28	90	.311	88	103	.854	16	91	107	4.1	59	2	173	64	3	30	370	14.2
2020-21	17	17	589	34.6	114	237	.481	25	67	.373	70	84	.833	8	63	71	4.2	27	0	130	41	1	27	323	19.0
2021-22	9	9	305	33.9	52	107	.486	21	51	.412	57	64	.891	7	39	46	5.1	18	0	51	29	0	10	182	20.2
SMU	52	52	1801	34.6	293	627	.467	74	208	.356	215	251	.857	31	193	224	4.3	104	2	354	134	4	67	875	16.8
All*	89	54	2435	27.4	372	820	.454	89	255	.349	275	336	.818	43	243	286	3.2	162	2	429	193	5	100	1108	12.4

* Statistics from prior team/school

Kendric Davis - 3

SMU Season Scoring Avg (18.0+) (Since 1953-54)

1	28.5	Gene Phillips (Jr.), 1969-70 (685/24)
2	28.3	Gene Phillips (Sr.), 1970-71 (737/26)
3	24.0	Jim Krebs (Sr.), 1956-57 (624/26)
4	22.6	Ira Terrell (Sr.), 1975-76 (634/28)
5	22.1	Ira Terrell (So.), 1973-74 (597/27)
6	22.0	Damon Hancock (Sr.), 2001-02 (572/26)
7	21.5	Sammy Hervey (Jr.), 1972-73 (537/25)
8	21.3	Jim Krebs (So.), 1954-55 (555/26)
	21.3	Gene Phillips (So.), 1968-69 (510/24)
10	20.9	Jan Loudermilk (Sr.), 1961-62 (523/25)
11	20.3	Gene Elmore (Sr.), 1963-64 (486/24)
	20.3	Quinton Ross (Sr.), 2002-03 (608/30)
—	20.2	Kendric Davis (Sr.), 2021-22
13	20.1	Carroll Hooser (Sr.), 1965-66 (483/24)
14	20.0	Bill Voight (Sr.), 1968-69 (481/24)
15	19.4	Mike Wilson (Sr.), 1992-93 (543/28)
	19.4	Ira Terrell (Fr.), 1972-73 (484/25)
17	19.1	Jim Krebs (Jr.), 1955-56 (574/35)
	19.1	Steve Strange (Sr.), 1960-61 (458/24)
	19.1	Lynn Phillips (Jr.), 1967-68 (373/24)
20	19.0	Semi Ojeleye (Jr.), 2016-17 (665/35)
	19.0	Kendric Davis (Jr.), 2020-21 (323/17)
21	18.7	Jeryl Sasser (So.), 1998-99 (562/30)
	18.7	Charles Beasley (Jr.), 1965-66 (485/26)
23	18.6	Kevin Lewis (Sr.), 1985-86 (540/29)
24	18.3	Mike Wilson (So.), 1990-91 (530/29)
	18.3	Papa Dia (Sr.), 2010-11 (693/35)
26	18.2	John Colborne (Sr.), 1989-90 (492/27)
	18.2	Bill Voight (Jr.), 1967-68 (437/24)
	18.2	Ruben Triplett (Jr.), 1971-72 (491/27)
29	18.1	Jahmal McMurray (Sr.), 2018-19 (580/32)

SMU Career Scoring Avg. - 15.0+ (min. 35 games) (Games Played)

1	26.1	Gene Phillips (74), 1968-71
2	21.4	Ira Terrell (80), 1972-76
	21.4	Jim Krebs (82), 1954-57
4	19.1	Sammy Hervey (37), 1972-74
5	19.0	Semi Ojeleye (665/35), 2016-17
6	18.0	Mike Wilson (85), 1990-93
7	17.0	Jeryl Sasser (117), 1997-01
8	16.8	Kendric Davis, 2019-
9	16.7	Jahmal McMurray (904/54), 2017-19
10	16.4	Brad Branson (54), 1978-80
	16.4	Bill Voight (74), 1966-69
12	16.3	Carroll Hooser (75), 1963-66
13	16.2	Lynn Phillips (74), 1966-69
14	15.8	Bryan Hopkins (105), 2002-06
15	15.7	Carlton McKinney (64), 1986-88
	15.7	Jan Loudermilk (70), 1959-62
17	15.5	Dave Siegmund (49), 1961-63
18	15.4	Charles Beasley (78), 1964-67
19	15.0	Steve Strange (72), 1958-61

SMU Single-Game Scoring - Conference Tournament Game

1	36	Semi Ojeleye vs. East Carolina 2017
2	35	Kendric Davis vs. Cincinnati 2021
3	31	Ira Terrell vs. Texas 1976
4	30	John Colborne vs. Arkansas 1990
	30	Jemeil Rich vs. Texas 1996
	30	Bryan Hopkins vs. Tulsa 2004

SMU Career FT Pct. - 79.0%+ (min. 80 made)

1	88.4	Eric Longino (99-112), 1987-89
2	85.7	Kendric Davis (215-251), 2019-
3	84.2	Robert Nyakundi (182-216), 2008-12
4	83.9	Charles Beasley (270-322), 1964-67
5	83.8	Nic Moore (301-359), 2013-16
6	82.9	Todd Alexander (121-146), 1987-89
	82.9	Jahmal McMurray (97-117), 2017-19
8	82.4	Larry Delzell (229-278), 1969-72
9	82.1	Larry Showalter (202-246), 1954-57
10	81.9	Chad Allen (131-160), 1990-94
11	81.8	Gene Phillips (540-660), 1968-71
12	81.6	James Thompson (284-348), 1960-63
13	81.1	Art Barnes (154-190), 1953-55
14	80.2	Hank Wendorf (101-126), 1962-65
15	80.1	Billy Allen (197-246), 1978-80
16	80.0	Richard Bryant (84-105), 1953-54
17	79.9	Gary Sibley (179-224), 1966-69
18	79.3	Jim Brockman (107-135), 1961-64
19	79.1	Shake Milton (200-253), 2015-18

SMU Season FT Percentage (82.0%+) (Since 1953-54)

Minimum 40 Made

1	90.0	Eric Longino (Jr.), 1987-88 (45-50)
	90.0	Robert Nyakundi (Jr.), 2010-11 (72-80)
—	89.1	Kendric Davis (Sr.), 2021-22
3	88.9	Nic Moore (Jr.), 2014-15 (104-117)
4	88.5	Mark Davis (Fr.), 1976-77 (46-52)
5	88.2	Chad Allen (Fr.), 1990-91 (45-51)
6	87.3	Todd Alexander (Jr.), 1987-88 (103-118)
7	87.1	Eric Longino (Sr.), 1988-89 (54-62)
8	86.7	Charles Beasley (Jr.), 1965-66 (137-158)
9	86.4	Art Barnes (Sr.), 1954-55 (89-103)
10	85.7	Sterling Brown (Jr.), 2015-16 (54-63)
11	85.4	Kendric Davis (So.), 2019-20 (88-103)
12	84.9	Jan Loudermilk (Sr.), 1961-62 (203-239)
13	84.8	James Thompson (Sr.), 1962-63 (134-158)
14	84.7	Larry Delzell (Sr.), 1971-72 (100-118)
	84.7	Skae Milton (Jr.), 2017-18 (94-111)
16	84.6	Stephen Woods (Fr.), 1996-97 (55-65)
17	84.6	Larry Showalter (So.), 1954-55 (55-65)
18	84.5	Gene Phillips (Sr.), 1970-71 (213-252)
19	84.4	Charles Beasley (Sr.), 1966-67 (54-64)
20	84.0	Billy Allen (So.), 1979-80 (110-131)
21	83.6	Jermyn Bracey (Jr.), 1994-95 (61-73)
22	83.3	Kendric Davis (Jr.), 2020-21 (70-84)
23	83.2	Larry Showalter (Jr.), 1955-56 (79-95)
24	82.8	Bob Begert (Sr.), 1966-67 (82-99)
25	82.7	Jahmal McMurray (Sr.), 2018-19 (67-81)
26	82.6	Gene Phillips (Jr.), 1969-70 (199-241)
27	82.5	Nic Moore (So.), 2013-14 (113-137)
28	82.4	Troy Dorner (Sr.), 1993-94 (70-85)

SMU Season Assist-to-Turnover Ratio (Since 1976-77 - Min. 3.0 assists)

1	3.64	Butch Moore, 1985-86 (222 / 61)
2	3.17	Kendric Davis, 2020-21 (130 / 41)
3	2.92	Scott Johnson, 1986-87 (149 / 51)
4	2.70	Jimmy Whitt, 2018-19 (119 / 44)
	2.70	Kendric Davis, 2019-20 (173 / 64)
6	2.56	Shake Milton, 2016-17 (159 / 62)
7	2.49	Todd Alexander, 1987-88 (152 / 61)
8	2.38	Billy Allen, 1979-80 (255 / 107)
9	2.36	Rod Hampton, 1990-91 (156 / 66)
10	2.35	Butch Moore, 1984-85 (247 / 105)
11	2.30	Nic Moore, 2015-16 (152 / 66)
12	2.24	Billy Allen, 1978-79 (213 / 95)
13	2.11	Jimmy Whitt, 2017-18 (114 / 54)
14	2.08	Nic Moore, 2013-14 (181 / 87)
15	2.04	Carlton McKinney, 1986-87 (110 / 54)
16	2.01	Nic Moore, 2014-15 (175 / 87)

SMU Career Assist-to-Turnover Ratio (Since 1976-77 - Min. 3.0 assists)

1	2.64	Kendric Davis, 2019- (354 / 134)
2	2.53	Scott Johnson, 1983-87 (334 / 132)
3	2.38	Jimmy Whitt, 2017-19 (233 / 98)
4	2.32	Billy Allen, 1978-80 (468 / 202)
5	2.13	Shake Milton, 2015-18 (337 / 158)
6	2.12	Nic Moore, 2013-16 (508 / 240)
7	2.11	Butch Moore, 1982-86 (828 / 392)
8	2.00	Todd Alexander, 1987-89 (176 / 88)

SMU Career Assists Average - 3.5+ (min. 35 games)

1	9.0	Billy Allen (468/52), 1978-80
2	6.8	Kendric Davis, 2019-
3	6.6	Butch Moore (828/125), 1982-86
4	5.6	Michael G. Jaccar (239/43), 1974-76
5	5.1	Nic Moore (508/100), 2013-16
6	4.8	Carl Wright (460/96), 1982-85
	4.8	Roderick Hampton (419/88), 1987-91
8	4.7	Zachary Thiel (363/78), 1971-74
9	4.4	Gerald Lewis (491/112), 1989-93
10	4.2	Kato Armstrong (403/95), 1985-89
11	4.0	Jeryl Sasser (469/117), 1997-01
12	3.9	Todd Alexander (45), 1987-89
	3.9	Shake Milton (337/87), 2015-18
14	3.8	Bryan Hopkins (396/105), 2002-06
	3.8	Jeremiah Samarrippas (250/66), 2010-12
16	3.7	Carlton McKinney (236/64), 1986-88
	3.7	Nick Russell (257/69), 2012-14
	3.7	Jimmy Whitt Jr. (233/63), 2017-19
19	3.6	Derek Williams (219/61), 2008-10
20	3.5	Troy Matthews (387/110), 1993-97

Kendric Davis - 3

SMU Season Assists Average (5.0+) (Since 1971-72)

Must Play in 75% of Games (Assists/Games Played)

1	9.1	Billy Allen (So.), 1979-80 (255/28)
2	8.9	Billy Allen (Fr.), 1978-79 (213/24)
3	7.7	Butch Moore (Sr.), 1985-86 (222/29)
4	7.6	Kendric Davis (Jr.), 2020-21
5	7.5	Butch Moore (Jr.), 1984-85 (247/33)
6	7.4	Michael Jaccar (Sr.), 1975-76 (206/28)
7	6.7	Gerald Lewis (Sr.), 1992-93 (180/27)
	6.7	Kendric Davis (So.), 2019-20
9	6.4	Butch Moore (Fr.), 1982-83 (192/30)
10	6.2	Carl Wright (So.), 1983-84 (203-33)
11	6.0	Zachary Thiel (Jr.), 1972-73 (144/24)
	6.0	Kato Armstrong (Jr.), 1987-88 (209/35)
—	5.7	Kendric Davis (Sr.), 2021-22
13	5.6	Roderick Hampton (Sr.), 1990-91 (156/28)
14	5.4	Roderick Hampton (Jr.), 1989-90 (151/28)
	5.4	Carl Wright (Jr.), 1984-85 (177/33)
16	5.2	Nic Moore (Sr.), 2015-16 (152/29)
17	5.1	Scott Johnson (Sr.), 1986-87 (149/29)
	5.1	Kato Armstrong (So.), 1986-87 (142/28)
	5.1	Butch Moore (So.), 1983-84 (167/33)
	5.1	Jon Killen (Sr.), 2007-08 (154/30)
	5.1	Nic Moore (Jr.), 2014-15 (175/34)

SMU Career Assists - 250+

1	828	Butch Moore, 1982-86
2	508	Nic Moore, 2013-16
3	491	Gerald Lewis, 1989-93
4	469	Jeryl Sasser, 1997-01
5	468	Billy Allen, 1978-80
6	460	Carl Wright, 1982-85
7	419	Roderick Hampton, 1987-91
8	403	Kato Armstrong, 1985-89
9	396	Bryan Hopkins, 2002-06
10	387	Troy Matthews, 1993-97
11	371	Jon Killen, 2004-08
12	363	Zachary Thiel, 1971-74
13	354	Kendric Davis, 2019-
14	337	Shake Milton, 2015-18
15	334	Scott Johnson, 1983-87
16	323	Stephen Woods, 1996-00
17	294	Sterling Brown, 2013-17
18	279	Jemeil Rich, 1994-97
19	278	David Piehler, 1979-83
20	276	Damon Hancock, 1998-02
21	260	Phil Hale, 1976-80
22	257	Nick Russell, 2012-14
23	250	Jeremiah Samarrappas, 2010-12

SMU Season Assists (150+) (Games Played) (Since 1971-72)

1	255	Billy Allen (So.), 1979-80 (28)
2	247	Butch Moore (Jr.), 1984-85 (33)
3	222	Butch Moore (Sr.), 1985-86 (29)
4	213	Billy Allen (Fr.), 1978-79 (24)
5	209	Kato Armstrong (Jr.), 1987-88 (35)
6	206	Michael Jaccar (Sr.), 1975-76 (28)
7	203	Carl Wright (So.), 1983-84 (33)
8	192	Butch Moore (Fr.), 1982-83 (30)
9	181	Nic Moore (So.), 2013-14 (37)
10	180	Gerald Lewis (Sr.), 1992-93 (27)
11	177	Carl Wright (Jr.), 1984-85 (33)
12	175	Nic Moore (Jr.), 2014-15 (34)
13	173	Kendric Davis (So.), 2019-20
14	167	Butch Moore (So.), 1983-84 (33)
15	159	Shake Milton (So.), 2016-17 (35)
16	156	Roderick Hampton (Sr.), 1990-91 (28)
17	154	Jon Killen (Sr.), 2007-08 (30)
18	152	Todd Alexander (Jr.), 1987-88 (35)
	152	Nic Moore (Sr.), 2015-16 (29)
20	151	Roderick Hampton (Jr.), 1989-90 (28)
	151	Jon Killen (Jr.), 2006-07 (31)

SMU Single-Game Assists

1	17	Gerald Lewis, Texas, 3-6-1993
2	15	Gerald Lewis, at Texas A&M, 2-25-1993
	15	Butch Moore, vs. Penn State, 12-18-1982
	15	Billy Allen, Baylor, 2-25-1980
	15	Billy Allen, [19] Kansas, 12-5-1979
	15	Billy Allen, Texas Wesleyan, 12-30-1978
	15	Mike Jaccar, Houston, 1-26-1976
8	14	Carl Wright, vs. Miami (OH), 3-16-1984
14		Kendric Davis, Cincinnati, 1-7-2021

SMU - Assists in an American Athletic Conference game


1	14	Kendric Davis, SMU vs Cincinnati, 1/7/21
2	13	Kendric Davis, Tulane, 2-1-20 (W, 82-67)
3	12	Nic Moore, at ECU, 1-13-16 (W, 79-55)
4	10	Nic Moore, [22/22] Memphis, 2-1-14 (W, 87-72)
	10	Nic Moore, UCF, 1-31-15 (W, 75-56)
	10	Shake Milton, Tulsa, 3-2-17 (W, 93-70)
10		Kendric Davis, at Tulsa, 2-3-21 (W, 65-63)

American Athletic Conference - Single-Game Assists

1	14	Kendric Davis, SMU vs Cincinnati, 1/7/21
2	13	Russ Smith, Louisville vs. UConn, 3/8/14
		Brandon Goodwin, UCF at Tulane, 2/19/15
		Kendric Davis, SMU vs Tulane, 2/1/20
		Kendric Davis, SMU vs Houston Baptist, 12/2/20
6	12	Anthony Collins, USF vs. Hofstra, 11/25/14
		Jonathan Stark, Tulane vs. Temple, 1/7/15
		Nic Moore, SMU at ECU, 1/13/16
		Jalen Adams, UConn vs. Temple, 1/11/17
		Jalen Adams, UConn at USF, 1/25/17
		Malik Morgan, Tulane at ECU, 2/4/17
		Jalen Adams, UConn at ECU, 03/10/19
		David DeJulius, Cincinnati at SMU, 1/7/21
		Kendric Davis, SMU vs Boise State, 3/18/21

SMU Career Steals Avg. - 1.2+ (min. 35 games)

1	2.1	Bryan Hopkins (225/105), 2002-06
	2.1	Carl Wright (205/96), 1982-85
3	1.9	Gerald Lewis (209/112), 1989-93
4	1.7	Carlton McKinney (111/64), 1986-88
	1.7	Jeryl Sasser (197/117), 1997-01
	1.7	Jemeil Rich (136/81), 1994-97
7	1.6	Stephen Woods (179/112), 1996-00
	1.6	Jimmy Whitt Jr. (103/63), 2017-19
9	1.5	Willie Davis (160/109), 1997-01
	1.5	Paul McCoy (73/50), 2008-10
11	1.4	Roderick Hampton (127/88), 1987-91
	1.4	Todd Alexander (45), 1987-89
	1.4	Nic Moore (136/100), 2013-16
14	1.3	Kato Armstrong (126/95), 1985-89
	1.3	Quinton Ross (153/119), 1999-03
	1.3	Kendric Davis, 2019-
17	1.2	Phil Hale (107), 1976-80
	1.2	Jon Killen (144/118), 2004-08
	1.2	Jeremiah Samarrappas (78/66), 2010-12
	1.2	Nick Russell (86/69), 2012-14
	1.2	Markus Kennedy (110/89), 2013-16
	1.2	Isiaha Mike (72/62), 2018-20



22 ISIAH JASEY F, 6-10, 250, SR-2L Killeen, Texas Sunrise Christian Academy Texas A&M

2021-22 (Senior): Added 7 points and 4 rebounds in the win vs Northwestern State 11/15... Had 5 rebounds plus career highs for blocks (3) and steals (4) in the season-opening win vs McNeese 11/9.

2020-21 (Senior): Had 15 starts in 17 games... averaged 3.6 points, 3.8 rebounds and 1.0 blocks (6th AAC)... **GAME HIGHLIGHTS:** Added 4 points, 5 rebounds and a blocked shot in a career-high 25 minutes in the NIT first round vs Boise State 3/18...Had 7 points and 3 rebounds in 12 minutes in the win at Tulsa 2/3... Career-high 8 points (4-5 FG) with 3 rebounds and a block vs Cincinnati 1/7... 6 points, 5 rebounds and a block in the AAC opening win vs ECU 12/16.

2019-20 (Junior): Played in 19 games, with 12 starts ... averaged 2.8 points and 2.5 rebounds ... **GAME HIGHLIGHTS:** Had 4 points, 4 rebounds and a career-high 3 blocks in the win vs Memphis 2/25...Had 6 points and a career-high 8 rebounds in the win over ECU 1/22...Had 4 points on 2-3 FGs in his first career start, a 68-52 win vs Temple 1/18...Had 6 points and 4 rebounds in 12 minutes in his SMU debut at Georgia 12/20.

2018-19 (Sophomore At Texas A&M): Played in 5 games ... averaged 38 points and 2.4 rebounds ... had 4 blocks and 4 steals.

2017-18 (Freshman at Texas A&M): Appeared in 15 games ... averaging 3.3 minutes per contest ... made 3-of-5 shots on the season ... added six points, eight rebounds, five blocks and a steal ... made his collegiate debut by playing two minutes in the season-opening win over No. 11 West Virginia during the Armed Forces Classic at Ramstein Air Base in Germany.

Prep: Played two years at Killeen Ellison High School in Killeen, Texas, before taking a spot at the Sunrise Christian Academy in Wichita, Kan., where he averaged 10 points and

HIGHS	SEASON	CAREER	CONF. GAME	CONF. TOUR/POST
MINUTES	17, vs Missouri 11/21/21	25, vs Boise St 3/18/21	24, at 20/20 Memphis 1/25/20	25, vs Boise St 3/18/21
FG	3, Northwestern St 11/15/21	4, Cincinnati 1/7/21	4, Cincinnati 1/7/21	2, vs Boise St 3/18/21
FGA	5, Northwestern St 11/15/21 5, vs LMU 11/22/21	7, at Temple 2/8/20 7, A&M-CC 11/30/20 7, ECU 12/16/20	7, at Temple 2/8/20 7, ECU 12/16/20	4, vs Boise St 3/18/21
3FG				
3FGA		1(TAM), at Alabama 12/30/17	1(TAM), at Alabama 12/30/17	
FT	1, Northwestern St 11/15/21	2(TAM),v Washington 11/20/18 2, ECU 1/22/20	2, ECU 1/22/20	1, vs Cincinnati 3/12/21
FTA	2, McNeese 11/9/21 2, Northwestern St 11/15/21	4(TAM), Savannah St 11/7/18 4(TAM),v Washington 11/20/18 4, ECU 1/22/20	4, ECU 1/22/20	2, vs Cincinnati 3/12/21 2, vs Boise St 3/18/21
REBOUNDS	5, McNeese 11/9/21 5, Southeastern La. 11/18/21 5, vs Missouri 11/21/21	8, ECU 1/22/20	8, ECU 1/22/20	5, vs Boise St 3/18/21
ASSISTS		2, at 20/20 Memphis 1/25/20 2, Sam Houston St 11/25/20 2, at Temple 12/30/20	2, at 20/20 Memphis 1/25/20 2, at Temple 12/30/20	
BLOCKS	3, McNeese 11/9/21	3, Memphis 2/25/20 3, vs Cincinnati 3/12/21 3, McNeese 11/9/21	3, Memphis 2/25/20	3, vs Cincinnati 3/12/21
STEALS	4, McNeese 11/9/21	4, McNeese 11/9/21	1(TAM), at Georgia 2/28/18 1, UCF 1/8/20 1, at Cincinnati 1/28/20 1, at Tulane 2/19/20 1, at Tulsa 2/22/20 1, Temple 1/11/21 1, at [6/6] Houston 1/31/21 1, at ECU 2/8/21	
POINTS	7, Northwestern St 11/15/21	8, Cincinnati 1/7/21	8, Cincinnati 1/7/21	4, vs Boise St 3/18/21

eight rebounds during the 2015-16 campaign ... regarded as a four-star recruit by ESPN, which slotted him as the eighth-best prospect in the Lone Star State ... in AAU competition, Jasey played in the EYBL Nike League with Houston Hoops where he averaged 6.6 points and 5.8 rebounds per game while shooting 55 percent from the floor.

2021-22 GAME-BY-GAME STATISTICS

Opponent	Date	GS	Min	FG	FGA	Pct	3FG	FGA	Pct	FT	FTA	Pct	Off	Def	Tot	Avg	PF	FO	A	TO	Blk	Stl	Pts	Avg	
MCNEESE	11/09/21	*	16	0	2	.000	0	0	.000	0	2	.000	1	4	5	5.0	1	0	0	2	3	4	0	0.0	
at Oregon	11/12/21	*	15	2	3	.667	0	0	.000	0	0	.000	1	0	1	3.0	1	0	0	1	1	0	4	2.0	
NORTHWESTERN ST.	11/15/21	*	15	3	5	.600	0	0	.000	1	2	.500	3	1	4	3.3	2	0	0	1	0	0	7	3.7	
SOUTHEASTERN LA.	11/18/21	*	16	1	4	.250	0	0	.000	0	0	.000	2	3	5	3.8	2	0	0	3	2	0	2	3.3	
vs Missouri	11/21/21	*	17	0	2	.000	0	0	.000	0	0	.000	1	4	5	4.0	3	0	0	1	0	0	0	2.6	
vs Loyola Marymount	11/22/21	*	10	0	5	.000	0	0	.000	0	0	.000	2	1	3	3.8	3	0	0	0	0	0	0	2.2	
SAM HOUSTON	11/24/21	*	11	0	1	.000	0	0	.000	0	0	.000	0	0	0	3.3	1	0	0	1	1	1	0	1.9	
LA-MONROE	11/28/21	*	9	0	0	.000	0	0	.000	0	0	.000	0	2	2	3.1	0	0	0	0	1	0	0	1.6	
UNLV	12/01/21	*	8	1	1	1.000	0	0	.000	0	0	.000	1	1	2	3.0	3	0	0	2	0	0	2	1.7	
Totals			9	117	7	23	.304	0	0	.000	1	4	.250	11	16	27	3.0	16	0	0	11	8	5	15	1.7


Games played: 9
Minutes/game: 13.0
Points/game: 1.7
FG Pct: 30.4
FT Pct: 25.0

Rebounds/game: 3.0
Turnovers/game: 1.2
Steals/game: 0.6
Blocks/game: 0.9

CAREER STATISTICS

Year	GP	GS	Min	Avg	FG	FGA	Pct	3FG	FGA	Pct	FT	FTA	Pct	Off	Def	Tot	Avg	PF	FO	Ast	TO	Blk	Stl	Pts	Avg
2017-18	15	0	50	3.3	3	5	.600	0	1	.000	0	0	.000	2	6	8	0.5	4	0	0	3	5	1	6	0.4
2018-19	5	0	45	9.0	8	9	.889	0	0	.000	3	8	.375	6	6	12	2.4	8	0	1	1	4	4	19	3.8
2019-20	20	12	263	13.2	26	46	.565	0	0	.000	4	14	.286	26	23	49	2.5	27	1	2	14	12	4	56	2.8
2020-21	17	15	307	18.1	29	62	.468	0	0	.000	4	13	.308	20	45	65	3.8	40	1	7	25	17	5	62	3.6
2021-22	9	9	117	13.0	7	23	.304	0	0	.000	1	4	.250	11	16	27	3.0	16	0	0	11	8	5	15	1.7
SMU	46	36	687	14.9	62	131	.473	0	0	.000	9	31	.290	57	84	141	3.1	83	2	9	50	37	14	133	2.9
All*	66	36	782	11.8	73	145	.503	0	1	.000	12	39	.308	65	96	161	2.4	95	2	10	54	46	19	158	2.4

* Statistics from prior team/school



4
TYLER LUNDBLADE
G, 6-5, 185, FR-HS
Dallas, Texas
Greensboro Day
School (N.C.)


2020-21 (Freshman): Redshirting

Prep: Lundblade is a McDonald's All-American nominee that averaged 10.6 points, 2.9 rebounds, 1.2 assists and hit 45% from three in 2020-21 at Greensboro Day School in North Carolina. He was an all-conference honoree that helped the team to a 24-6 record. The Dallas native spent his first three prep seasons at Grapevine Faith Christian School where he averaged 22.7 points in his career. In 2019-20 at GFCS, he averaged 28.1 points, 8.2 rebounds and 2.9 assists. He was named TAPPS District 1-5A MVP, 5A All-State and selected to the All-State Tournament Team after helping the Lions reach the 5A State semifinals.

Personal: His father, Kirk, played basketball at SMU from 1980-84. His brother, Brad, is in the NFL and with the Seattle Seahawks and has also had stints with the Cincinnati Bengals, New York Jets and Carolina Panthers.

HIGHS	SEASON	CONF. GAME	CONF. TOUR./POST
MINUTES			
FG			
FGA			
3FG			
3FGA			
FT			
FTA			
REBOUNDS			
ASSISTS			
BLOCKS			
STEALS			
POINTS			

2021-22 GAME-BY-GAME STATISTICS																										
Opponent	Date	GS	Min	FG	FGA	Pct	3FG	FGA	Pct	FT	FTA	Pct	Off	Def	Tot	Avg	PF	FO	A	TO	Blk	Stl	Pts	Avg		



15
DARIUS MCBRIDE
G, 6-4, 190, SO-1L
Cedar Park, Texas
Austin Westlake HS

2021-22 (Sophomore): Scored his first FG in the win vs Northwestern State 11/15... Made his debut, hitting 1-2 on free throws, in the season-opening win vs McNeese 11/9.

2020-21 (Freshman): Did not see any game action.

2019-20: Redshirted

Prep: Named a three-star recruit by 247Sports & Rivals ... was a shooting guard for Coach Robert Lucero at Westlake High School in Austin ... As a senior, he averaged 14 points, 6 rebounds, 5 assists and 2 steals ... Named the Westlake HS MVP, Defensive Player of the Year and the Westlake HS Bert Praytor Award honoree ... Was Academic All-District 26-5A and selected to the TABC Academic All-State Team ... As a junior, he averaged 19.8 points, 6.8 rebounds, 1.9 assists and 1.5 steals at Vista Ridge High School ... played AAU for Coach Mike Murphy with Urban ASAK Elite, helping them win the Great American Shootout Championship.

HIGHS	SEASON	CONF. GAME	CONF. TOUR/POST
MINUTES	3, Northwestern St 11/15/21		
FG	1, Northwestern St 11/15/21		
FGA	1, Northwestern St 11/15/21		
3FG			
3FGA			
FT	1, McNeese 11/9/21		
FTA	2, McNeese 11/9/21		
REBOUNDS	1, Northwestern St 11/15/21		
ASSISTS			
BLOCKS			
STEALS			
POINTS	2, Northwestern St 11/15/21		

2021-22 GAME-BY-GAME STATISTICS

Opponent	Date	GS	Min	FG	FGA	Pct	3FG	FGA	Pct	FT	FTA	Pct	Off	Def	Tot	Avg	PF	FO	A	TO	Blk	Stl	Pts	Avg
MCNEESE	11/09/21		2	0	0	.000	0	0	.000	1	2	.500	0	0	0	0.0	0	0	0	0	0	0	1	1.0
at Oregon	11/12/21		1	0	0	.000	0	0	.000	0	0	.000	0	0	0	0.0	0	0	0	0	0	0	0	0.5
NORTHWESTERN ST.	11/15/21		3	1	1	1.000	0	0	.000	0	0	.000	0	1	1	0.3	0	0	0	0	0	0	2	1.0
SOUTHEASTERN LA.	11/18/21		DNP																					
vs Missouri	11/21/21		DNP																					
vs Loyola Marymount	11/22/21		DNP																					
SAM HOUSTON	11/24/21		DNP																					
LA-MONROE	11/28/21		DNP																					
UNLV	12/01/21		DNP																					
Totals			0	6	1	1	1.000	0	0	.000	1	2	.500	0	1	1	0.3	0	0	0	0	0	3	1.0

Games played: 3
 Minutes/game: 2.0
 Points/game: 1.0
 FG Pct: 100.0
 FT Pct: 50.0

Rebounds/game: 0.3



10
ZACH NUTALL
G, 6-3, 185, SR-TR
Bryan, Texas
Bryan HS
Sam Houston State

2021-22 (Senior): Scored 15 points on 5-7 3FGs in the Jacksonville Classic vs LMU 11/22... Had 14 points, hitting 4-8 3FG, with 8 rebounds in his SMU debut vs McNeese 11/9.

2020-21 (Junior at SHSU): Southland Conference Player of the Year and NABC All-District First Team...19.3 points (1st SLC), 5.7 rebounds (13th SLC), 1.8 assists and 1.0 steals...43.9% on FGs (10th SLC), 69.6% on FTs (9th SLC) and 37.2% on 3FGs (7th SLC) while hitting 2.5 3FGs per game (5th SLC)...Had 14 20-point games and 4 30-point outings, career-high 36 points at SMU... 2 double-doubles.

2019-20 (Sophomore at SHSU): All-Southland Conference first-team selection ... led team in scoring at 15.4 points ... started all 30 games played ... averaged 4.4 rebounds and had 45 steals ... shot 45.4% from the field and 72.9% on FTs.

2018-19 (Freshman at SHSU): As a true freshman, averaged 17.1 minutes in 33 games played ... averaged 6.6 points and 3.2 rebounds per contest ... also had 31 assists, 21 steals and 10 blocks on the season.

Prep: A four-year letterman for Bryan High School... averaged 18 points and six rebounds as a sophomore and improved upon that as a junior when he averaged 22 points and five rebounds per game on his way to being named to the All-District 18-5A first team in addition to first team all-Brazos Valley ... As a senior, he was named the District 18-5A Offensive MVP ... he averaged 21 points, seven rebounds and 1.8 steals per game in 2017-18, leading the Vikings to a 27-10 record and to the regional tournament for the first time since 2003 ... there he scored a game-high 23 points against Fort Bend Elkins in the semifinals ... along the way, he was named to the TABC all-region and all-State teams, as

HIGHS	SEASON	CAREER	CONF. GAME	CONF. TOUR/POST
MINUTES	34, vs Missouri 11/21/21 34, vs LMU 11/22/21	38 (SH), at Lamar 2/22/21	38 (SH), at Lamar 2/22/21	37 (SH), vs Lamar 3/11/21
FG	5, Northwestern St 11/15/21 5, vs LMU 11/22/21	13 (SH), at ACU 3/24/21	13 (SH), at ACU 3/24/21	12 (SH), vs Lamar 3/11/21
FGA	10, McNeese 11/9/21	24 (SH), at A&M-CC 1/27/21 24 (SH), at ACU 3/24/21	24 (SH), at A&M-CC 1/27/21 24 (SH), at ACU 3/24/21	21 (SH), vs Lamar 3/11/21
3FG	5, vs LMU 11/22/21	6 (SH), at SMU 11/25/20 6 (SH), HBU 1/16/21	6 (SH), HBU 1/16/21	5 (SH), vs Lamar 3/11/21
3FGA	8, McNeese 11/9/21	12 (SH), at SMU 11/25/20 12 (SH), Nicholls 2/6/21	12 (SH), Nicholls 2/6/21	10 (SH), vs Lamar 3/11/21
FT	3, vs Missouri 11/21/21 3, UNLV 12/1/21	11 (SH), at Nicholls 2/8/20	11 (SH), at Nicholls 2/8/20	1 (SH), vs Lamar 3/11/21
FTA	7, UNLV 12/1/21	15 (SH), at UTRGV 12/3/19	14 (SH), at ACU 2/26/20	3 (SH), vs Lamar 3/11/21
REBOUNDS	8, McNeese 11/9/21	12 (SH), ACU 1/20/21	12 (SH), ACU 1/20/21	8 (SH), vs Lamar 3/11/21
ASSISTS	4, Sam Houston 11/24/21	5 (SH), La. Tech 12/8/19 5 (SH), at SE La. 2/12/20 5 (SH), Mary-HB 12/29/20 5 (SH), at HBU 3/1/21	5 (SH), at SE La. 2/12/20 5 (SH), at HBU 3/1/21	3 (SH), vs Lamar 3/11/21
BLOCKS		2 (SH), Central Ark. 2/13/21	2 (SH), Central Ark. 2/13/21	
STEALS	1, McNeese 11/9/21 1, Northwestern St 11/15/21 1, ULM 11/28/21 1, UNLV 12/1/21	3, 10 times	3, 7 times	2 (SH), at TCU 3/20/19
POINTS	15, vs LMU 11/22/21	36 (SH), at SMU 11/25/20	33 (SH), HBU 1/16/21 33 (SH), at ACU 3/24/21	30 (SH), vs Lamar 3/11/21
DOUBLE-DOUBLES				
1 - at Mississippi State 11/8/19 (16 pts, 10 rebs)				
2 - at Southeastern Louisiana 2/12/20 (20 pts, 11 rebs)				
3 - Lamar 1/13/21 (28 pts, 10 rebs)				
4 - Abilene Christian 1/20/21 (14 pts, 12 rebs)				

well as being named academic all-State ... earned the MVP award at the Eric Medina Under Armour Tournament as a junior and then also took part in the HABCA all-star game following his senior campaign.

2021-22 GAME-BY-GAME STATISTICS

Opponent	Date	GS	Min	FG	FGA	Pct	3FG	FGA	Pct	FT	FTA	Pct	Off	Def	Tot	Avg	PF	FO	A	TO	Blk	Stl	Pts	Avg
MCNEESE	11/09/21		25	4	10	.400	4	8	.500	2	2	1.000	0	8	8	8.0	1	0	3	1	0	1	14	14.0
at Oregon	11/12/21		30	0	8	.000	0	6	.000	2	2	1.000	0	5	5	6.5	2	0	1	2	0	0	2	8.0
NORTHWESTERN ST.	11/15/21	*	26	5	9	.556	2	5	.400	1	1	1.000	0	6	6	6.3	2	0	1	3	0	1	13	9.7
SOUTHEASTERN LA.	11/18/21	*	22	1	6	.167	1	6	.167	0	0	.000	0	3	3	5.5	2	0	3	2	0	0	3	8.0
vs Missouri	11/21/21	*	34	2	7	.286	1	2	.500	3	4	.750	0	4	4	5.2	0	0	3	0	0	0	8	8.0
vs Loyola Marymount	11/22/21	*	34	5	7	.714	5	7	.714	0	1	.000	1	2	3	4.8	0	0	2	1	0	0	15	9.2
SAM HOUSTON	11/24/21	*	26	2	9	.222	1	6	.167	0	0	.000	2	3	5	4.9	0	0	4	2	0	0	5	8.6
LA.-MONROE	11/28/21	*	19	2	6	.333	1	4	.250	0	0	.000	0	1	1	4.4	0	0	1	2	0	1	5	8.1
UNLV	12/01/21	*	20	1	4	.250	1	3	.333	3	7	.429	0	4	4	4.3	0	0	3	0	0	1	6	7.9
Totals			7	236	22	.66	16	47	.340	11	17	.647	3	36	39	4.3	7	0	21	13	0	4	71	7.9


Games played: 9
Minutes/game: 26.2
Points/game: 7.9
FG Pct: 33.3
3FG Pct: 34.0
FT Pct: 64.7

Rebounds/game: 4.3
Assists/game: 2.3
Turnovers/game: 1.4
Assist/turnover ratio: 1.6
Steals/game: 0.4

CAREER STATISTICS

Year	GP	GS	Min	Avg	FG	FGA	Pct	FG	FGA	Pct	FT	FTA	Pct	Off	Def	Tot	Avg	PF	FO	Ast	TO	Blk	Stl	Pts	Avg
2018-19*	33	1	564	17.1	85	185	.459	32	86	.372	15	26	.577	33	74	107	3.2	46	0	31	24	10	21	217	6.6
2019-20*	30	30	896	29.9	171	377	.454	41	125	.328	78	107	.729	31	102	133	4.4	61	2	61	68	7	45	461	15.4
2020-21*	28	28	821	29.3	192	437	.439	70	188	.372	87	125	.696	25	135	160	5.7	57	2	49	86	9	28	541	19.3
2021-22	9	7	236	26.2	22	66	.333	16	47	.340	11	17	.647	3	36	39	4.3	7	0	21	13	0	4	71	7.9
All*	100	66	2517	25.2	470	1065	.441	159	446	.357	191	275	.695	92	347	439	4.4	171	4	162	191	26	98	1290	12.9

* Statistics from prior team/school



1
ZHURIC PHELPS
G, 6-3, 175, FR-HS
Midland, Texas
Duncanville HS

2021-22 (Freshman): Had 7 points, 5 steals and 3 rebounds vs ULM 11/28, the most steals by an SMU freshman since 2/19/11... First double-figure scoring game (10 points) with 4 rebounds vs Southeastern Louisiana 11/18.

Prep: Zhuric Phelps was a point guard for Coach David Peavy at Duncanville High School... As a senior, he was named Mr. Basketball in Texas after helping lead Duncanville to a 29-1 record and the Texas 6A State Championship... He was named UIL 6A MVP, becoming the first player in Texas to be named Mr. Basketball, win a State Championship and be State Tournament MVP since 2008... He averaged 15.2 points, 5.1 rebounds, 3.9 assists and 2.1 steals... As a junior, he averaged 7.9 points, 2.9 rebounds, 1.8 assists and 1.5 steals... He was on the Duncanville team that finished 29-5 and had reached the UIL Class 6A state semifinals before the tournament was canceled due to Covid-19... As a sophomore at Midland Lee, he averaged 15.8 points, 4.4 rebounds, 3.4 assists and 3.7 steals... The Duncanville native played AAU for Coach TJ Thomas with the Texas Impact 4:13... He is an ESPN four-star signee... He is ranked No. 2 in the state by Texas Basketball Review... Phelps is ranked in No. 9 in Texas and No. 130 nationally by 247.

HIGHS	SEASON	CONF. GAME	CONF. TOUR/POST
MINUTES	21, McNeese 11/9/21		
FG	4, Southeastern La. 11/18/21		
FGA	8, Southeastern La. 11/18/21		
3FG			
3FGA	2, ULM 11/28/21		
FT	2, Southeastern La. 11/18/21		
FTA	4, ULM 11/28/21		
REBOUNDS	5, Northwestern St 11/15/21		
ASSISTS	3, at 13/12 Oregon 11/12/21		
BLOCKS			
STEALS	5, ULM 11/28/21		
POINTS	10, Southeastern La. 11/18/21		

2021-22 GAME-BY-GAME STATISTICS

Opponent	Date	GS	Min	FG	FGA	Pct	3FG	FGA	Pct	FT	FTA	Pct	Off	Def	Tot	Avg	PF	FO	A	TO	Blk	Stl	Pts	Avg
MCNEESE	11/09/21		22	3	5	.600	0	1	.000	1	1	1.000	0	3	3	3.0	1	0	2	4	0	2	7	7.0
at Oregon	11/12/21		13	2	5	.400	0	1	.000	0	1	.000	0	1	1	2.0	2	0	3	2	0	1	4	5.5
NORTHWESTERN ST.	11/15/21		17	0	3	.000	0	0	.000	0	0	.000	0	5	5	3.0	0	0	0	5	0	0	0	3.7
SOUTHEASTERN LA.	11/18/21		16	4	8	.500	0	1	.000	2	2	1.000	1	3	4	3.3	0	0	0	0	0	10	5.3	
vs Missouri	11/21/21		2	0	1	.000	0	1	.000	0	0	.000	0	0	0	2.6	1	0	0	1	0	0	0	4.2
vs Loyola Marymount	11/22/21		3	0	1	.000	0	0	.000	0	0	.000	0	0	0	2.2	0	0	0	0	0	0	0	3.5
SAM HOUSTON	11/24/21		11	0	2	.000	0	1	.000	1	2	.500	0	1	1	2.0	0	0	2	1	0	0	1	3.1
LA.-MONROE	11/28/21		16	3	7	.429	0	2	.000	1	4	.250	2	1	3	2.1	1	0	0	1	0	5	7	3.6
UNLV	12/01/21		8	0	1	.000	0	0	.000	0	0	.000	1	1	2	2.1	1	0	0	0	0	0	0	3.2
Totals		0	108	12	33	.364	0	7	.000	5	10	.500	4	15	19	2.1	6	0	7	14	0	8	29	3.2

Games played: 9
 Minutes/game: 12.0
 Points/game: 3.2
 FG Pct: 36.4
 3FG Pct: 0.0
 FT Pct: 50.0

Rebounds/game: 2.1
 Assists/game: 0.8
 Turnovers/game: 1.6
 Assist/turnover ratio: 0.5
 Steals/game: 0.9



2
JALEN SMITH
G, 6-4, 175, FR-HS
Orlando, Florida
Oak Ridge HS

2021-22 (Freshman): Had 9 points (3-4 3FG) in his first career start, a win over UNLV 12/1... Added 4 points, a rebound and a steal in 9 minutes vs Missouri in the Jacksonville Classic 11/21.

Prep: Smith was a point guard for Coach Steve Reece at Oak Ridge High School in Orlando, Florida... As a senior, the team finished 22-3 while Smith averaged 12.1 points, 2.9 rebounds, 2.9 assists and 0.9 steals.... As a junior, Smith averaged 11.6 points, 2.0 rebounds, 2.9 assists, 1.3 steals and shot 49%. He helped Oak Ridge spend part of the season ranked No. 1 in the Florida Class 7A, eventually reaching the state semifinals... The three-star signee is ranked No. 173 nationally by Prep Hoops... Smith played AAU for Each 1 Teach 1 United.

HIGHS	SEASON	CONF. GAME	CONF. TOUR/POST
MINUTES	26, UNLV 12/1/21		
FG	3, UNLV 12/1/21		
FGA	4, UNLV 12/1/21		
3FG	3, UNLV 12/1/21		
3FGA	4, UNLV 12/1/21		
FT	1, ULM 11/28/21		
FTA	2, ULM 11/28/21		
REBOUNDS	5, Northwestern St 11/15/21		
ASSISTS	1, Northwestern St 11/15/21		
	1, Sam Houston 11/24/21		
	1, UNLV 12/1/21		
BLOCKS			
STEALS	1, 4 times		
POINTS	9, UNLV 12/1/21		

2021-22 GAME-BY-GAME STATISTICS

Opponent	Date	GS	Min	FG	FGA	Pct	3FG	FGA	Pct	FT	FTA	Pct	Off	Def	Tot	Avg	PF	FO	A	TO	Blk	Stl	Pts	Avg	
MCNEESE	11/09/21		6	0	0	.000	0	0	.000	0	0	.000	1	0	1	1.0	0	0	0	0	0	0	0	0.0	
at Oregon	11/12/21		11	1	2	.500	1	2	.500	0	0	.000	0	1	1	1.0	1	0	0	1	0	0	3	1.5	
NORTHWESTERN ST.	11/15/21		20	1	1	1.000	0	0	.000	0	1	.000	2	3	5	2.3	0	0	1	0	0	1	2	1.7	
SOUTHEASTERN LA.	11/18/21		16	0	2	.000	0	0	.000	0	0	.000	1	1	2	2.3	0	0	0	0	0	1	0	1.3	
vs Missouri	11/21/21		9	2	3	.667	0	1	.000	0	0	.000	0	1	1	2.0	1	0	0	0	0	1	4	1.8	
vs Loyola Marymount	11/22/21		5	0	0	.000	0	0	.000	0	0	.000	0	0	0	1.7	1	0	0	0	0	0	0	1.5	
SAM HOUSTON	11/24/21		12	0	1	.000	0	1	.000	0	0	.000	0	0	0	1.4	0	0	1	0	0	0	0	1.3	
LA-MONROE	11/28/21		14	0	1	.000	0	0	.000	1	2	.500	1	0	1	1.4	1	0	0	0	0	0	1	1.3	
UNLV	12/01/21	*	26	3	4	.750	3	4	.750	0	0	.000	0	0	0	1.2	0	0	1	0	0	0	9	2.1	
Totals			1	119	7	14	.500	4	8	.500	1	3	.333	5	6	11	1.2	4	0	3	1	0	4	19	2.1

Games played: 9
Minutes/game: 13.2
Points/game: 2.1
FG Pct: 50.0
3FG Pct: 50.0
FT Pct: 33.3

Rebounds/game: 1.2
Assists/game: 0.3
Turnovers/game: 0.1
Assist/turnover ratio: 3.0
Steals/game: 0.4



13
STEFAN TODOROVIC
F, 6-8, 190, FR-HS
Belgrade, Serbia
Prolific Prep (Calif.)

2021-22 (Freshman): Had 9 points (3-5 3FG) in 16 minutes at [13/12] Oregon 11/12.

Summer 2021 (Serbian National U19 Team): Played for Serbia at the FIBA U19 World Cup in Latvia... Team went undefeated in group play and finished fourth overall... Hit the game-winning 3-pointer with 9.4 seconds left in the 71-70 win against Latvia in the final game of group play... Averaged 3.8 points, 2.2 rebounds and 0.8 assists while hitting 4-of-10 threes and 3-of-4 free throws.

Prep: Stefan Todorovic is a shooting forward from Belgrade, Serbia. He has been selected to participate with the Serbian National Team and was one of 12 international players invited to the Nike Hoop Summit. In 2020-21, he averaged a team-best 15.7 points with 1.8 assists and 2.9 rebounds while shooting 44.6% from three for Prolific Prep in California. In 2019-20, he averaged 18.8 points, 4.0 Rebounds and 5.0 assists for Serbia's U19 Partizan NIS in the U19 ABA League. He was ranked No. 102 nationally by 247.

HIGHS	SEASON	CONF. GAME	CONF. TOUR/POST
MINUTES	16, at 13/12 Oregon 11/12/21		
FG	4, Northwestern St 11/15/21		
FGA	8, Northwestern St 11/15/21		
3FG	3, at 13/12 Oregon 11/12/21 3, Northwestern St 11/15/21 3, Sam Houston 11/24/21		
3FGA	7, Northwestern St 11/15/21		
FT	1, McNeese 11/9/21 1, vs LMU 11/22/21		
FTA	3, McNeese 11/9/21		
REBOUNDS	3, Southeastern La. 11/18/21		
ASSISTS	1, Southeastern La. 11/18/21		
BLOCKS			
STEALS			
POINTS	11, Northwestern St 11/15/21		

2021-22 GAME-BY-GAME STATISTICS

Opponent	Date	GS	Min	FG	FGA	Pct	3FG	FGA	Pct	FT	FTA	Pct	Off	Def	Tot	Avg	PF	FO	A	TO	Blk	Stl	Pts	Avg
MCNEESE	11/09/21		7	1	3	.333	1	3	.333	1	3	.333	0	0	0	0.0	0	0	0	1	0	0	4	4.0
at Oregon	11/12/21		16	3	5	.600	3	5	.600	0	0	.000	0	1	1	0.5	0	0	0	1	0	0	9	6.5
NORTHWESTERN ST.	11/15/21		15	4	8	.500	3	7	.429	0	0	.000	0	1	1	0.7	1	0	0	0	0	0	11	8.0
SOUTHEASTERN LA.	11/18/21		13	1	4	.250	0	3	.000	0	0	.000	1	2	3	1.3	1	0	1	0	0	0	2	6.5
vs Missouri	11/21/21		0	0	0	.000	0	0	.000	0	0	.000	0	0	0	1.0	0	0	0	0	0	0	0	5.2
vs Loyola Marymount	11/22/21		11	1	2	.500	1	2	.500	1	2	.500	1	0	1	1.0	0	0	0	0	0	0	4	5.0
SAM HOUSTON	11/24/21		13	3	3	1.000	3	3	1.000	0	0	.000	0	2	2	1.1	0	0	0	0	0	0	9	5.6
LA.-MONROE	11/28/21		10	1	5	.200	1	4	.250	0	0	.000	0	2	2	1.3	1	0	0	0	0	0	3	5.3
UNLV	12/01/21		DNP																					
Totals			0	85	14	.467	12	27	.444	2	5	.400	2	8	10	1.3	3	0	1	2	0	0	42	5.3

Games played: 8
Minutes/game: 10.6
Points/game: 5.3
FG Pct: 46.7
3FG Pct: 44.4
FT Pct: 40.0

Rebounds/game: 1.3
Assists/game: 0.1
Turnovers/game: 0.3
Assist/turnover ratio: 0.5



50 **MARCUS WEATHERS** **F, 6-5, 215, SR-TR** **Roeland Park, Kansas** **Duquesne / Miami (OH)** **Shawnee Mission** **North HS**

2021-22 (Senior): Had 22 points, 11 rebounds and 5 assists in the win vs Northwestern State 11/15.

2020-21 (Sr. at Duquesne): Started all 18 games... 15.3 points (1st DU, 12th A-10), 7.5 rebounds (2nd DU, 7th A-10)... 48.1% FGs (4th A-10), 31.0% 3FGs... 5 double-doubles (5th A-10)... Season high in points (28) and rebounds (14) against Rhode Island (2/27)... AWARDS: Second Team All-Atlantic 10.

2019-20 (Jr. at Duquesne): Started all 30 games... Led team in scoring (14.3, 12th A-10), rebounding (8.1, 6th A-10) and FT made and attempted (103-of-153) ... 1.3 blocked shots (6th A-10), 55.7% FGs (3rd A-10)... Led team in scoring 13 times and rebounding 15 times... Scored in double digits 21 times, with five 20-point games... 5 double-doubles ... AWARDS: Second Team All-Atlantic 10.... NABC All-District IV honors.

2018-19 (So. at Duquesne): 31 games (30 starts)... 10.0 points, 6.4 rebounds, 48.9% FGs... 18 games with 10+ points & 4 double-doubles.

2016-17 (Fr. at Miami [OH]): Played all 32 games (9 starts) ... 9.7 points, 6.0 rebounds, 51.3% FGs... 10+pts 15 times... 2 double-doubles.

Prep: A three year- letterman for Shawnee Mission North High School... Finished as program's second all-time leading scorer (to his twin brother Michael) with 1,150 points and third all-time leading rebounder with 425 boards... Named first-team All-Sunflower League as senior, averaging 18.5 points, 7.0 rebounds, and 2.3 blocks... Named first team all-state as senior after helping lead the program to the 2016

HIGHS	SEASON	CAREER	CONF. GAME	CONF. TOUR/POST
MINUTES	32, vs LMU 11/22/21	37 (UM), Grambling 11/30/16 37 (UM), at Ball State 1/10/17 35 (DU), v Richmond 3/4/21 37 (UM), at Ball State 1/10/17 35 (DU), v St Bonaventure 3/5/21		
FG	8, Northwestern St 11/15/21	12 (DU), Rhode Island 2/27/21 12 (DU), Rhode Island 2/27/21 4 (DU), v St. Joseph's 3/14/19 4 (DU), vs Richmond 3/4/21		
FGA	12, Northwestern St 11/15/21 12, Southeastern La. 11/18/21	20 (DU), Rhode Island 2/27/21 20 (DU), Rhode Island 2/27/21 11 (DU), v St Bonaventure 3/5/21		
3FG	1, 5 times	3 (DU), at Fordham 2/9/19 3 (DU), at Fordham 2/9/19 1 (DU), vs Richmond 3/4/21 1 (DU), v St Bonaventure 3/5/21		
3FGA	2, McNeese 11/9/21 2, Northwestern St 11/15/21 2, Southeastern La. 11/18/21	6 (DU), Saint Joseph's 1/30/21 6 (DU), Saint Joseph's 1/30/21 4 (DU), v St Bonaventure 3/5/21		
FT	7, vs Missouri 11/21/21	11 (DU), Saint Louis 1/23/19 11 (DU), Saint Louis 1/23/19 9 (DU), v St Joseph's 3/14/19 11 (DU), at Saint Louis 2/5/20 11 (DU), at Saint Louis 2/5/20		
FTA	11, vs Missouri 11/21/21	13 (DU), Saint Louis 1/23/19 13 (DU), Saint Louis 1/23/19 12 (DU), v St Joseph's 3/14/19 13 (DU), at Saint Louis 2/5/20 13 (DU), at Saint Louis 2/5/20		
REBOUNDS	12, Southeastern La. 11/18/21	14 (DU), at Fordham 2/16/20 14 (DU), at Fordham 2/16/20 10 (DU), v St Joseph's 3/14/19 14 (DU), Rhode Island 2/27/21 14 (DU), Rhode Island 2/27/21 10 (DU), v Richmond 3/4/21		
ASSISTS	5, Northwestern St 11/15/21	6 (DU), at Saint Louis 3/6/19 6 (DU), at Saint Louis 3/6/19 2 (DU), v Richmond 3/4/21		
BLOCKS	3, vs LMU 11/22/21 3, Sam Houston 11/24/21	4 (DU), VCU 1/26/19 4 (DU), VCU 1/26/19 2 (DU), v Richmond 3/4/21		
STEALS	2, Northwestern St 11/15/21	6 (DU), Lipscomb 11/15/19 3, 6 times 2 (DU), v St Joseph's 3/14/19		
POINTS	22, Northwestern St 11/15/21	28 (DU), Rhode Island 2/27/21 28 (DU), Rhode Island 2/27/21 17 (DU), v St Joseph's 3/14/19		
DOUBLE-DOUBLES				
1 - Grambling 11/30/16 (18 pts, 12 rebs) 2 - at Kent State 2/14/17 (18 pts, 10 rebs) 3 - Md. Eastern Shore 12/13/18 (11 p, 11 r) 4 - at Fordham 2/9/19 (16 pts, 12 rebs) 5 - at George Mason 2/23/19 (14 pts, 11 rebs) 6 - vs Saint Joseph's 3/14/19 (17 pts, 10 rebs) 7 - Lipscomb 11/15/19 (13 pts, 12 rebs) 8 - vs Radford 12/14/19 (19 pts, 13 rebs) 9 - vs Marshall 12/29/19 (25 pts, 13 rebs) 10 - at George Washington 1/11/20 (13 pts, 10 rebs) 11 - George Mason 2/29/20 (16 pts, 10 rebs) 12 - at George Washington 1/3/21 (19 pts, 12 rebs) 13 - at Fordham 1/27/21 (19 pts, 12 rebs) 14 - Saint Joseph's 1/30/21 (24 pts, 12 rebs) 15 - Rhode Island 2/27/21 (28 pts, 14 rebs) 16 - vs Richmond 3/4/21 (12 pts, 10 rebs) 17 - Northwestern St 11/15/21 (22 pts, 11 rebs) 18 - Southeastern La. 11/18/21 (15 pts, 12 rebs)				

Kansas 6A State Championship. Averaged 19 points per game in the three-game run to Shawnee Mission North's first state title in 63 years.

2021-22 GAME-BY-GAME STATISTICS

Opponent	Date	GS	Min	FG	FGA	Pct	3FG	FGA	Pct	FT	FTA	Pct	Off	Def	Tot	Avg	PF	FO	A	TO	Blk	Stl	Pts	Avg	
MCNEESE	11/09/21	*	23	5	8	.625	1	2	.500	0	0	.000	0	7	7	7.0	1	0	0	0	0	0	11	11.0	
at Oregon	11/12/21	*	18	1	4	.250	0	1	.000	4	4	1.000	1	2	3	5.0	2	0	0	2	0	1	6	8.5	
NORTHWESTERN ST.	11/15/21	*	22	8	12	.667	1	2	.500	5	6	.833	6	5	11	7.0	0	0	5	0	1	2	22	13.0	
SOUTHEASTERN LA.	11/18/21	*	31	7	12	.583	1	2	.500	0	0	.000	5	7	12	8.3	4	0	1	3	1	0	15	13.5	
vs Missouri	11/21/21	*	28	3	9	.333	0	1	.000	7	11	.636	2	2	4	7.4	4	0	3	1	0	1	13	13.4	
vs Loyola Marymount	11/22/21	*	32	5	9	.556	0	1	.000	0	0	.000	5	1	6	7.2	3	0	2	3	3	1	10	12.8	
SAM HOUSTON	11/24/21	*	28	4	5	.800	1	1	1.000	0	0	.000	1	7	8	7.3	2	0	4	2	3	1	9	12.3	
LA-MONROE	11/28/21	*	20	2	8	.250	1	4	.250	2	2	1.000	1	5	6	7.1	3	0	0	2	0	1	7	11.6	
UNLV	12/01/21		16	4	5	.800	0	0	.000	1	2	.500	0	3	3	6.7	1	0	0	1	2	0	9	11.3	
Totals			8	218	39	.72	.542	5	14	.357	19	25	.760	21	39	60	6.7	20	0	15	14	10	7	102	11.3


Games played: 9
Minutes/game: 24.2
Points/game: 11.3
FG Pct: 54.2
3FG Pct: 35.7
FT Pct: 76.0

Rebounds/game: 6.7
Assists/game: 1.7
Turnovers/game: 1.6
Assist/turnover ratio: 1.1
Steals/game: 0.8
Blocks/game: 1.1

CAREER STATISTICS

Year	GP	GS	Min	Avg	FG	FGA	Pct	3FG	FGA	Pct	FT	FTA	Pct	Off	Def	Tot	Avg	PF	FO	Ast	TO	Blk	Stl	Pts	Avg
2016-17*	32	9	788	24.6	98	191	.513	14	40	.350	100	147	.680	67	124	191	6.0	90	1	23	42	20	28	310	9.7
2018-19*	31	30	828	26.7	111	227	.489	13	53	.245	75	117	.641	71	127	198	6.4	67	0	25	51	25	17	310	10.0
2019-20*	30	30	886	29.5	160	287	.557	5	31	.161	103	153	.673	91	152	243	8.1	71	1	51	61	39	33	428	14.3
2020-21*	18	18	533	29.6	99	206	.481	13	42	.310	65	102	.637	48	87	135	7.5	43	1	27	42	12	16	276	15.3
2021-22	9	8	218	24.2	39	72	.542	5	14	.357	19	25	.760	21	39	60	6.7	20	0	15	14	10	7	102	11.3
All*	120	95	3253	27.1	507	983	.516	50	180	.278	362	544	.665	298	529	827	6.9	291	3	141	210	106	101	1426	11.9

* Statistics from prior team/school



24 MICHAEL WEATHERS G, 6-3, 155, SR-TR Roeland Park, Kansas Texas Southern / Okla St. / Miami (OH) Shawnee Mission North HS

2021-22 (Senior): Had 14 points, 9 rebounds and 6 assists in the win over UNLV 12/1.

2020-21 (Senior - Texas Southern): Stated all 24 games he played... Led team in scoring (16.5, 4th SWAC), assists (4.5, 4th SWAC), steals (2.1, 2nd SWAC) and FT% (79.5%, 4th SWAC) ...Also averaged 5.2 rebounds and shot 47.8% overall and 30.7% on threes ...One double-double...**CHAMPIONSHIP:** Helped Texas Southern to the SWAC Tournament Title... hit game-tying 3FG to send the semifinal to overtime in 84-81 victory vs Jackson State... **GAME HIGHLIGHTS:** Season-high 28 points against Southern 3/6 playing all 40 minutes... Had 8 points, 6 rebounds and 4 assists in the NCAA First Four win over Mount St. Mary's 3/18... Game-high 24 points with 4 rebounds, 2 steals, an assist and a block in the NCAA First Round against Michigan 3/20...
AWARDS: All-SWAC First Team... SWAC Newcomer of the Year.
2019-20 (Texas Southern): Sat out due to NCAA transfer rules
2018-19 (Sophomore - Oklahoma State): 16 games... 9.2 points and 2.8 rebounds...10+ points eight times... Season-high 17 points at Minnesota (11/30).
2017-18 (Oklahoma State): Sat out due to NCAA transfer rules
2016-17 (Freshman at Miami [OH]): MAC Freshman of the Year...Led team in scoring (16.7), assists (4.8), steals (1.9) and blocks (1.4), and was third on the team in rebounding (4.2)...1.4 blocks per game led the MAC...16.7 pts/game, tied with Kentucky's

HIGHS	SEASON	CAREER	CONF. GAME	CONF. TOUR/POST
MINUTES	27, UNLV 12/1/21	40 (TSU), Southern 3/6/21	40 (TSU), Southern 3/6/21	36 (TSU), v Alcorn 3/11/21
FG	5, UNLV 12/1/21	10(UM), No. Kentucky 11/20/16 10(TSU), at Wyoming 11/30/20 10(TSU), v Jackson St. 3/12/21	9 (UM), at No. Illinois 1/17/17 9 (TSU), UAPB 2/25/21 9 (TSU), Southern 3/6/21	10(TSU), v Jackson St. 3/12/21
FGA	13, McNeese 11/9/21	21 (TSU), Southern 3/6/21	21 (TSU), Southern 3/6/21	18 (TSU), v Michigan 3/20/21
3FG	3, Sam Houston 11/24/21	3 (UM), at No. Illinois 1/17/17 3 (TSU), UAPB 2/25/21	3 (UM), at No. Illinois 1/17/17 3 (TSU), UAPB 2/25/21	2(TSU), v Jackson St. 3/12/21 2(TSU), v Mt. St. Mary's 3/18/21
3FGA	3, Sam Houston 11/24/21	6 (UM), Olivet 12/29/16 6 (TSU), v Alcorn 3/11/21	5, 7 times	6 (TSU), v Alcorn 3/11/21
FT	6, vs LMU 11/22/21	10(UM), No. Kentucky 11/20/16 10 (UM), Western Ill. 11/26/16 10 (UM), at Kent St 2/14/17 10 (TSU), at Ala. St 2/27/21	10 (UM), at Kent St 2/14/17 10 (TSU), at Ala. St 2/27/21	8(TSU), v Jackson St. 3/12/21 8(TSU), v Michigan 3/20/21
FTA	6, vs LMU 11/22/21	13 (UM), Western Ill. 11/26/16	11 (UM), at Kent St 2/14/17 11 (TSU), at Ala. St 2/27/21	8(TSU), v Jackson St. 3/12/21 8 (TSU), v Michigan 3/20/21
REBOUNDS	9, UNLV 12/1/21	10(TS), Miss. Valley St 2/23/21	10(TS), Miss. Valley St 2/23/21	8 (TSU), v Alcorn 3/11/21
ASSISTS	6, UNLV 12/1/21	9 (UM), at Toledo 1/17/17	9 (UM), at Toledo 1/17/17	8 (UM), W. Michigan 3/6/17
BLOCKS	3, McNeese 11/9/21	5 (UM), Kent St. 2/4/17	5 (UM), Kent St. 2/4/17	2 (TSU), v Alcorn 3/11/21
STEALS	4, McNeese 11/9/21	6 (UM), Ohio 2/21/17 6 (TSU), at BYU 12/21/20	6 (UM), Ohio 2/21/17	3 (UM), W. Michigan 3/6/17
POINTS	14, UNLV 12/1/21	31(UM), No. Kentucky 11/20/16	28 (TSU), Southern 3/6/21	30(TSU), v Jackson St. 3/12/21
DOUBLE-DOUBLES				
1 - Miss. Valley St. 2/23/21 (10 pts, 10 rebs)				

De'Aaron Fox as the 9th highest scoring freshman...only freshman nationally to average at least 16 pts, 4.0 rebs, 4.0 asts and 1.4 blks per game...Nine 20-point performances, season-high 31 points against Northern Kentucky...Led team in scoring 22 times.
Prep: Four-year letter winner at guard for Shawnee Mission North HS...Named First Team All-State both as junior and as senior...Helped lead Shawnee Mission North to Kansas 6A Championship in 2016... Finished as program's all-time leading scorer with 1,626 points and all-time leader in steals with 189... Named Sunflower League Player of the Year as senior, averaging 20.9 ppg, 4.6 rpg and 3.4 apg.

2021-22 GAME-BY-GAME STATISTICS

Opponent	Date	GS	Min	FG	FGA	Pct	3FG	FGA	Pct	FT	FTA	Pct	Off	Def	Tot	Avg	PF	FO	A	TO	Blk	Stl	Pts	Avg
MCNEESE	11/09/21	*	22	4	13	.308	0	1	.000	1	1	1.000	1	1	2	2.0	2	0	1	2	3	4	9	9.0
at Oregon	11/12/21	*	9	3	3	1.000	0	0	.000	0	0	.000	0	1	1	1.5	1	0	0	2	0	0	6	7.5
NORTHWESTERN ST.	11/15/21	DNP																						
SOUTHEASTERN LA.	11/18/21	DNP																						
vs Missouri	11/21/21		25	2	8	.250	0	2	.000	3	6	.500	0	5	5	2.7	5	1	0	2	2	1	7	7.3
vs Loyola Marymount	11/22/21		24	1	6	.167	0	0	.000	6	6	1.000	1	1	2	2.5	3	0	1	5	0	3	8	7.5
SAM HOUSTON	11/24/21		15	3	6	.500	3	3	1.000	0	0	.000	1	4	5	3.0	2	0	1	1	2	1	9	7.8
LA.-MONROE	11/28/21		16	0	4	.000	0	1	.000	0	0	.000	2	4	6	3.5	0	0	1	1	0	0	6.5	
UNLV	12/01/21		27	5	7	.714	0	1	.000	4	4	1.000	0	9	9	4.3	3	0	6	3	0	2	14	7.6
Totals			2	138	18	.47	.383	3	.375	14	17	.824	5	25	30	4.3	16	1	9	16	8	11	53	7.6

Games played: 7
Minutes/game: 19.7
Points/game: 7.6
FG Pct: 38.3
3FG Pct: 37.5
FT Pct: 82.4

Rebounds/game: 4.3
Assists/game: 1.3
Turnovers/game: 2.3
Assist/turnover ratio: 0.6
Steals/game: 1.6
Blocks/game: 1.1

CAREER STATISTICS

Year	GP	GS	Min	Avg	FG	FGA	Pct	3FG	FGA	Pct	FT	FTA	Pct	Off	Def	Tot	Avg	PF	FO	Ast	TO	Blk	Stl	Pts	Avg
2016-17*	32	30	916	28.6	177	411	.431	19	86	.221	160	206	.777	23	111	134	4.2	109	7	155	153	45	60	533	16.7
2018-19*	16	0	327	20.4	53	120	.442	4	18	.222	37	59	.627	11	34	45	2.8	36	0	33	47	7	17	147	9.2
2020-21*	24	24	750	31.3	138	289	.478	19	62	.306	101	127	.795	17	108	125	5.2	74	2	84	80	25	50	396	16.5
2021-22	7	2	138	19.7	18	47	.383	3	8	.375	14	17	.824	5	25	30	4.3	16	1	9	16	8	11	53	7.6
All*	79	56	2131	27.0	386	867	.445	45	174	.259	312	409	.763	56	278	334	4.2	235	10	281	296	85	138	1129	14.3

* Statistics from prior team/school



21
JAHMAR YOUNG JR.
F, 6-9, 215, JR - 2L
Oak Cliff, Texas
DeSoto HS

2021-22 (Junior): Career highs for points (13), rebounds (6, tie), assists (2) and blocked shots (2, tie) going 6-7 on FGs in the Jacksonville Classic vs LMU 11/22.

2020-21 (Sophomore): Played 11 games... Totaled 11 points and 22 rebounds... **GAME HIGHLIGHTS:** Had 5 rebounds and an assist in 7 minutes in the win vs Temple 1/11...Career highs of 6 points (2-2 FG, 2-4 FT) and 2 steals with 5 rebounds and a block in the win vs A&M-Corpus Christi 11/30... Career-high 6 rebounds with 3 points in the season-opening win vs Sam Houston State 11/25.

2019-20: Redshirted

2018-19 (Freshman): Played in 22 games ... Totaled 12 points, 21 rebounds. **GAME HIGHLIGHT:** Had 2 points, 3 rebounds and a block in 9 minutes at Temple 2/13.

Prep: Jahmar Young, Jr. was a power forward for Coach Chris Dyer at DeSoto High School. As a junior, he averaged 10.5 points and 4.0 rebounds at Faith Family Academy. He played AAU for Urban DFW Elite and Coach Gregory Hartwell. The three-star signee is rated as high as No. 14 in Texas.

HIGHS	SEASON	CAREER	AAC GAME	CONF. TOUR/POST
MINUTES	26, vs LMU 11/22/21	26, vs LMU 11/22/21	9, at Temple 2/13/19 9, at UCF 2/24/19	
FG	6, vs LMU 11/22/21	6, vs LMU 11/22/21	1, at Temple 2/13/19 1, at Memphis 1/26/21	
FGA	7, vs LMU 11/22/21	7, vs LMU 11/22/21	2, at Temple 2/13/19	
3FG				
3FGA				
FT	2, Sam Houston 11/24/21	3, Sam Houston St 11/25/20	1, at Memphis 1/19/19 1, at [12/12] Houston 3/7/19	
FTA	3, Sam Houston 11/24/21	4, Sam Houston St 11/25/20 4, A&M-CC 11/30/20	2, at Memphis 1/19/19 2, at [12/12] Houston 3/7/19	
REBOUNDS	6, vs LMU 11/22/21	6, Sam Houston St 11/25/20 6, vs LMU 11/22/21	5, Temple 1/11/21	
ASSISTS	2, vs LMU 11/22/21	2, vs LMU 11/22/21	1, East Carolina 1/2/19 1, Temple 1/11/21	
BLOCKS	3, Sam Houston 11/24/21	3, Sam Houston 11/24/21	1, East Carolina 1/2/19 1, Tulsa 1/12/19 1, at Temple 2/13/19 1, Connecticut 2/21/19 1, at UCF 2/24/19	
STEALS	1, Sam Houston 11/24/21 1, ULM 11/28/21 1, UNLV 12/1/21	2, A&M-CC 11/30/20	1, UCF 2/10/19	
POINTS	13, vs LMU 11/22/21	13, vs LMU 11/22/21	2, at Temple 2/13/19 2, at Memphis 1/26/21	

2021-22 GAME-BY-GAME STATISTICS

Opponent	Date	GS	Min	FG	FGA	Pct	3FG	FGA	Pct	FT	FTA	Pct	Off	Def	Tot	Avg	PF	FO	A	TO	Blk	Stl	Pts	Avg
MCNEESE	11/09/21		5	1	1	1.000	0	0	.000	1	2	.500	0	1	1	1.0	1	0	0	1	0	0	3	3.0
at Oregon	11/12/21		5	0	0	.000	0	0	.000	0	0	.000	0	1	1	1.0	1	0	0	0	0	0	0	1.5
NORTHWESTERN ST.	11/15/21		8	0	1	.000	0	0	.000	0	0	.000	0	2	2	1.3	1	0	0	0	2	0	0	1.0
SOUTHEASTERN LA.	11/18/21		8	2	2	1.000	0	0	.000	0	0	.000	0	1	1	1.3	1	0	0	0	0	0	4	1.8
vs Missouri	11/21/21	DNP																						
vs Loyola Marymount	11/22/21		26	6	7	.857	0	0	.000	1	2	.500	2	4	6	2.2	0	0	2	0	2	0	13	4.0
SAM HOUSTON	11/24/21		15	1	1	1.000	0	0	.000	2	3	.667	1	2	3	2.3	1	0	1	3	3	1	4	4.0
LA.-MONROE	11/28/21		13	0	2	.000	0	0	.000	0	0	.000	3	0	3	2.4	1	0	1	0	1	1	0	3.4
UNLV	12/01/21		11	1	1	1.000	0	0	.000	0	0	.000	0	3	3	2.5	3	0	0	0	2	1	2	3.3
Totals		0	91	11	15	.733	0	0	.000	4	7	.571	6	14	20	2.5	9	0	4	4	10	3	26	3.3

Games played: 8
Minutes/game: 11.4
Points/game: 3.3
FG Pct: 73.3
FT Pct: 57.1

Rebounds/game: 2.5
Assists/game: 0.5
Turnovers/game: 0.5
Assist/turnover ratio: 1.0
Steals/game: 0.4
Blocks/game: 1.3

CAREER STATISTICS

Year	GP	GS	Min	Avg	FG	FGA	Pct	3FG	FGA	Pct	FT	FTA	Pct	Off	Def	Tot	Avg	PF	FO	Ast	TO	Blk	Stl	Pts	Avg
2018-19	22	0	85	3.9	4	9	.444	0	0	.000	4	8	.500	6	15	21	1.0	13	0	1	7	8	2	12	0.5
2019-20	Redshirt																								
2020-21	8	0	52	6.5	3	9	.333	0	0	.000	5	8	.625	11	11	22	2.8	6	0	2	5	2	2	11	1.4
2021-22	8	0	91	11.4	11	15	.733	0	0	.000	4	7	.571	6	14	20	2.5	9	0	4	4	10	3	26	3.3
TOTAL	38	0	228	6.0	18	33	.545	0	0	.000	13	23	.565	23	40	63	1.7	28	0	7	16	20	7	49	1.3

2021-22 Individual Levels

2021-22 Individual Levels			21-22 GP	Tot GP	SCORING - Season												Career												REBOUNDING - Season												Career												Double-Doubles							
					10+	15+	20+	25+	30+	35+	10+	15+	20+	25+	30+	35+	8+	10+	12+	14+	16+	8+	10+	12+	14+	16+	Season	Career																																
1	Fr.	Zhuric Phelps	9	9	1												1																																											
2	Fr.	Jalen Smith	9	9																																																								
3	Sr.	Kendric Davis	9	89	8	8	4	3													53	34	20	6	2	1													2	4												1	9							
4	Fr.	Tyler Lundblade		0																																																								
5	Sr.	Emmanuel Bandoume	9	56	5	1	1													23	7	1																																						
10	Sr.	Zach Nutall	9	100	3	1													62	41	23	7	4	1													1	12												4	1	4								
13	Fr.	Stefan Todorovic	8	8	1													1																																										
15	So.	Darius McBride	3	3																																																								
21	Jr.	Jahmar Young Jr.	8	38	1													1																																										
22	Sr.	Isiah Jasey	9	66																																					1																			
23	Sr.	Michael Weathers	7	79	1													58	34	18	5	2													1	6												1	1											
25	Sr.	Tristan Clark	8	77	2													24	10	2	1																									11	3	2	1	3										
33	Jr.	Franklin Agunanne	3	59													3																									1																		
50	Sr.	Marcus Weathers	9	120	5	2	1													75	35	10	4													3	2	1	46												22	12	3	2	18					

		21-22	Tot	ASSISTS - Season										STEALS - Season										BLOCKS - Season																
		GP	GP	5+	7+	10+	Career						3+	4+	5+	6+				2+	3+	4+	5+	6+	Career			2+	3+	4+	5+	6+								
1	Fr.	Zhuric Phelps	9	9											1	1	1																							
2	Fr.	Jalen Smith	9	9																																				
3	Sr.	Kendric Davis	9	89	6	3	1	42	26	9				7							2	2	2																	
4	Fr.	Tyler Lundblade	0	0																																				
5	Sr.	Emmanuel Bandoume	9	56	1										3																									
10	Sr.	Zach Nutall	9	100	4										10										1															
13	Fr.	Stefan Todorovic	8	8																																				
15	So.	Darius McBride	3	3																																				
21	Jr.	Jahmar Young Jr.	8	38																					4	1				5	1									
22	Sr.	Isiah Jasey	9	66											1	1				2	1				2	1				10	3									
23	Sr.	Michael Weathers	7	79	1	28			10				2	1				21	9	2	2				3	1				22	9	5	1							
25	Sr.	Tristan Clark	8	77																					1				2				25	7	3	2	1			
33	Jr.	Franklin Agunanne	3	59																																				
50	Sr.	Marcus Weathers	9	120	1	2									7							1	1	1				3	2				25	9	1					

Games as Category Leader Overall/Career (at SMU only)

		21-22 GP	Tot GP	SCORING		REBOUNDS		ASSISTS		STEALS		BLOCKS	
				Season	Career	Season	Career	Season	Career	Season	Career	Season	Career
1	Fr.	Zhuric Phelps	9	9						2	2		
2	Fr.	Jalen Smith	9	9						1	1		
3	Sr.	Kendric Davis	9	89	7	29	2	7	9	4	21		2
4	Fr.	Tyler Lundblade		0									
5	Sr.	Emmanuel Bandoume	9	56	1	1	1	1		2	6		1
10	Sr.	Zach Nutall	9	100			2	2	2				
13	Fr.	Stefan Todorovic	8	8									
15	So.	Darius McBride	3	3									
21	Jr.	Jahmar Young Jr.	8	38			1	1		1	2	4	8
22	Sr.	Isiah Jasey	9	66			1	4		2	5	4	17
23	Sr.	Michael Weathers	7	79			2	2		5	5	3	3
25	Sr.	Tristan Clark	8	77								2	2
33	Jr.	Franklin Agunanne	3	59									
50	Sr.	Marcus Weathers	9	120	1	1	4	4	2	4	4	3	3

SMU - INDIVIDUAL GAME HIGHS

Points	29	DAVIS, Kendric vs Missouri (11/21/21)
	26	DAVIS, Kendric vs La.-Monroe (11/28/21)
	25	DAVIS, Kendric vs Southeastern La. (11/18/21)
	22	WEATHERS, Marcus vs Northwestern St. (11/15/21)
	21	BANDOU MEL, Emmanuel vs La.-Monroe (11/28/21)
	21	DAVIS, Kendric vs Sam Houston (11/24/21)
Field Goals Made	10	DAVIS, Kendric vs Missouri (11/21/21)
	8	WEATHERS, Marcus vs Northwestern St. (11/15/21)
Field Goal Att.	15	DAVIS, Kendric vs La.-Monroe (11/28/21)
	15	DAVIS, Kendric vs Missouri (11/21/21)
FG Pct (min 5 made)	.857 (6-7)	YOUNG JR., Jahmar vs Loyola Marymount (11/22/21)
	.833 (5-6)	CLARK, Tristan vs UNLV (12/01/21)
3-Point FG Made	5	NUTALL, Zach vs Loyola Marymount (11/22/21)
	4	DAVIS, Kendric vs La.-Monroe (11/28/21)
	4	BANDOU MEL, Emmanuel vs La.-Monroe (11/28/21)
	4	DAVIS, Kendric vs Missouri (11/21/21)
	4	BANDOU MEL, Emmanuel at Oregon (11/12/21)
	4	NUTALL, Zach vs McNeese (11/09/21)
3-Point FG Att.	9	DAVIS, Kendric vs La.-Monroe (11/28/21)
	9	BANDOU MEL, Emmanuel vs Northwestern St. (11/15/21)
3-Pt FG Pct (min 2 made)	1.000 (3-3)	TODOROVIC, Stefan vs Sam Houston (11/24/21)
	1.000 (3-3)	WEATHERS, Michael vs Sam Houston (11/24/21)
Free Throws Made	10	DAVIS, Kendric vs Southeastern La. (11/18/21)
	9	DAVIS, Kendric vs McNeese (11/09/21)
Free Throw Att.	12	DAVIS, Kendric vs Southeastern La. (11/18/21)
	11	WEATHERS, Marcus vs Missouri (11/21/21)
FT Pct (min 3 made)	1.000 (8-8)	DAVIS, Kendric vs La.-Monroe (11/28/21)
	1.000 (6-6)	DAVIS, Kendric vs UNLV (12/01/21)
	1.000 (6-6)	WEATHERS, Michael vs Loyola Marymount (11/22/21)
	1.000 (5-5)	DAVIS, Kendric vs Northwestern St. (11/15/21)
	1.000 (4-4)	WEATHERS, Michael vs UNLV (12/01/21)
	1.000 (4-4)	BANDOU MEL, Emmanuel vs Sam Houston (11/24/21)
	1.000 (4-4)	DAVIS, Kendric at Oregon (11/12/21)
	1.000 (4-4)	WEATHERS, Marcus at Oregon (11/12/21)
	1.000 (4-4)	CLARK, Tristan at Oregon (11/12/21)
	1.000 (3-3)	DAVIS, Kendric vs Loyola Marymount (11/22/21)
Rebounds	12	WEATHERS, Marcus vs Southeastern La. (11/18/21)
	11	WEATHERS, Marcus vs Northwestern St. (11/15/21)
Assists	10	DAVIS, Kendric vs Northwestern St. (11/15/21)
	8	DAVIS, Kendric vs UNLV (12/01/21)
Steals	5	PHELPS, Zhuric vs La.-Monroe (11/28/21)
	4	WEATHERS, Michael vs McNeese (11/09/21)
	4	JASEY, Isiah vs McNeese (11/09/21)
Blocked Shots	3	WEATHERS, Marcus vs Sam Houston (11/24/21)
	3	YOUNG JR., Jahmar vs Sam Houston (11/24/21)
	3	WEATHERS, Marcus vs Loyola Marymount (11/22/21)
	3	WEATHERS, Michael vs McNeese (11/09/21)
	3	JASEY, Isiah vs McNeese (11/09/21)
Turnovers	5	DAVIS, Kendric vs La.-Monroe (11/28/21)
	5	WEATHERS, Michael vs Loyola Marymount (11/22/21)
	5	DAVIS, Kendric vs Missouri (11/21/21)
	5	DAVIS, Kendric vs Southeastern La. (11/18/21)
	5	PHELPS, Zhuric vs Northwestern St. (11/15/21)
Fouls	5	BANDOU MEL, Emmanuel vs Missouri (11/21/21)
	5	WEATHERS, Michael vs Missouri (11/21/21)
Minutes	43	DAVIS, Kendric vs Missouri (11/21/21)
	39	BANDOU MEL, Emmanuel vs Missouri (11/21/21)
	36	DAVIS, Kendric vs La.-Monroe (11/28/21)
	36	DAVIS, Kendric vs Loyola Marymount (11/22/21)
	34	DAVIS, Kendric vs UNLV (12/01/21)
	34	NUTALL, Zach vs Loyola Marymount (11/22/21)
	34	NUTALL, Zach vs Missouri (11/21/21)
	34	DAVIS, Kendric vs Southeastern La. (11/18/21)

OPPONENT INDIVIDUAL GAME HIGHS

Points	24	Joe Quintana vs Loyola Marymount (11/22/21)
	24	Kobe Brown vs Missouri (11/21/21)
	21	Savion Flagg vs Sam Houston (11/24/21)
	21	Jalyn Hinton vs Southeastern La. (11/18/21)
	20	Kendal Coleman vs Northwestern St. (11/15/21)
Field Goals Made	10	Kendal Coleman vs Northwestern St. (11/15/21)
	8	Savion Flagg vs Sam Houston (11/24/21)
	8	Kobe Brown vs Missouri (11/21/21)
	8	Eric Williams Jr. at Oregon (11/12/21)
Field Goal Att.	24	Savion Flagg vs Sam Houston (11/24/21)
	15	Kobe Brown vs Missouri (11/21/21)
	15	Kendal Coleman vs Northwestern St. (11/15/21)
FG Pct (min 5 made)	.833 (5-6)	Ronnie DeGray III vs Missouri (11/21/21)
	.667 (10-15)	Kendal Coleman vs Northwestern St. (11/15/21)
	.667 (6-9)	Thomas Howell vs La.-Monroe (11/28/21)
3-Point FG Made	5	Joe Quintana vs Loyola Marymount (11/22/21)
	4	Justin Webster vs UNLV (12/01/21)
	4	Will Richardson at Oregon (11/12/21)
3-Point FG Att.	8	Demarkus Lampley vs Sam Houston (11/24/21)
	8	Jaden Ray vs Sam Houston (11/24/21)
	8	Joe Quintana vs Loyola Marymount (11/22/21)
3-Pt FG Pct (min 2 made)	.800 (4-5)	Justin Webster vs UNLV (12/01/21)
	.800 (4-5)	Will Richardson at Oregon (11/12/21)
Free Throws Made	7	Amari Davis vs Missouri (11/21/21)
	7	Jalyn Hinton vs Southeastern La. (11/18/21)
Free Throw Att.	8	Gus Okafor vs Southeastern La. (11/18/21)
	7	Amari Davis vs Missouri (11/21/21)
	7	Jalyn Hinton vs Southeastern La. (11/18/21)
	7	Jacob Young at Oregon (11/12/21)
FT Pct (min 3 made)	1.000 (7-7)	Amari Davis vs Missouri (11/21/21)
	1.000 (7-7)	Jalyn Hinton vs Southeastern La. (11/18/21)
	1.000 (6-6)	Ronnie DeGray III vs Missouri (11/21/21)
	1.000 (5-5)	Eli Scott vs Loyola Marymount (11/22/21)
	1.000 (5-5)	Joe Quintana vs Loyola Marymount (11/22/21)
Rebounds	13	Tristan Ikpe vs Sam Houston (11/24/21)
	12	Gus Okafor vs Southeastern La. (11/18/21)
Assists	7	Jarron Coleman vs Missouri (11/21/21)
	6	Jaden Ray vs Sam Houston (11/24/21)
Steals	4	Tristan Ikpe vs Sam Houston (11/24/21)
	3	Javion May vs Sam Houston (11/24/21)
	3	Antonio Gordon vs Southeastern La. (11/18/21)
	3	Myles Lewis vs McNeese (11/09/21)
	3	Zach Scott vs McNeese (11/09/21)
Blocked Shots	3	Ronnie DeGray III vs Missouri (11/21/21)
	3	Myles Lewis vs McNeese (11/09/21)
Turnovers	6	Jarron Coleman vs Missouri (11/21/21)
	5	Koreem Ozier vs La.-Monroe (11/28/21)
	5	Koreem Ozier vs La.-Monroe (11/28/21)
Fouls	5	Antonio Gordon vs Southeastern La. (11/18/21)

SMU - TEAM GAME HIGHS

POINTS	95	NORTHWESTERN ST. (11/15/21)
	86	MCNEESE (11/09/21)
	83	UNLV (12/01/21)
	78	SOUTHEASTERN LA. (11/18/21)
	75	SAM HOUSTON (11/24/21)
	75	vs Missouri (11/21/21)
FIELD GOALS MADE	35	NORTHWESTERN ST. (11/15/21)
	31	MCNEESE (11/09/21)
FIELD GOAL ATTEMPTS	67	NORTHWESTERN ST. (11/15/21)
	66	MCNEESE (11/09/21)
FIELD GOAL PERCENTAGE	.600 (30-50)	UNLV (12/01/21)
	.522 (35-67)	NORTHWESTERN ST. (11/15/21)
3 PT FIELD GOALS MADE	13	SAM HOUSTON (11/24/21)
	11	LA.-MONROE (11/28/21)
	11	NORTHWESTERN ST. (11/15/21)
3 PT FG ATTEMPTS	32	LA.-MONROE (11/28/21)
	29	at Oregon (11/12/21)
3 PT FG PERCENTAGE	.520 (13-25)	SAM HOUSTON (11/24/21)
	.474 (9-19)	vs Loyola Marymount (11/22/21)
FREE THROWS MADE	20	vs Missouri (11/21/21)
	17	LA.-MONROE (11/28/21)
FREE THROW ATTEMPTS	29	vs Missouri (11/21/21)
	25	MCNEESE (11/09/21)
FREE THROW PERCENTAGE	.933 (14-15)	at Oregon (11/12/21)
	.813 (13-16)	SOUTHEASTERN LA. (11/18/21)
REBOUNDS	55	NORTHWESTERN ST. (11/15/21)
	47	MCNEESE (11/09/21)
ASSISTS	23	UNLV (12/01/21)
	20	NORTHWESTERN ST. (11/15/21)
STEALS	14	MCNEESE (11/09/21)
	11	LA.-MONROE (11/28/21)
BLOCKED SHOTS	10	SAM HOUSTON (11/24/21)
	8	MCNEESE (11/09/21)
TURNOVERS	16	at Oregon (11/12/21)
	15	vs Missouri (11/21/21)
	15	SOUTHEASTERN LA. (11/18/21)
	15	MCNEESE (11/09/21)
FOULS	23	vs Missouri (11/21/21)
	19	SOUTHEASTERN LA. (11/18/21)

SMU - GAME LOWS

POINTS	63	at Oregon (11/12/21)
	70	vs Loyola Marymount (11/22/21)
	74	LA.-MONROE (11/28/21)
	75	vs Missouri (11/21/21)
	75	SAM HOUSTON (11/24/21)
FIELD GOALS MADE	20	at Oregon (11/12/21)
	23	LA.-MONROE (11/28/21)
FIELD GOAL ATTEMPTS	50	UNLV (12/01/21)
	51	SAM HOUSTON (11/24/21)
FIELD GOAL PERCENTAGE	.359 (23-64)	LA.-MONROE (11/28/21)
	.377 (20-53)	at Oregon (11/12/21)
3 PT FIELD GOALS MADE	7	SOUTHEASTERN LA. (11/18/21)
	7	vs Missouri (11/21/21)
3 PT FG ATTEMPTS	17	vs Missouri (11/21/21)
	19	vs Loyola Marymount (11/22/21)
3 PT FG PERCENTAGE	.259 (7-27)	SOUTHEASTERN LA. (11/18/21)
	.310 (9-29)	at Oregon (11/12/21)
FREE THROWS MADE	11	vs Loyola Marymount (11/22/21)
	13	SOUTHEASTERN LA. (11/18/21)
FREE THROW ATTEMPTS	14	vs Loyola Marymount (11/22/21)
	15	at Oregon (11/12/21)
FREE THROW PERCENTAGE	.640 (16-25)	MCNEESE (11/09/21)
	.690 (20-29)	vs Missouri (11/21/21)
REBOUNDS	27	at Oregon (11/12/21)
	29	vs Loyola Marymount (11/22/21)
ASSISTS	9	vs Missouri (11/21/21)
	10	at Oregon (11/12/21)
STEALS	3	at Oregon (11/12/21)
	4	SOUTHEASTERN LA. (11/18/21)
	4	UNLV (12/01/21)
BLOCKED SHOTS	1	at Oregon (11/12/21)
	3	NORTHWESTERN ST. (11/15/21)
	3	SOUTHEASTERN LA. (11/18/21)
	3	LA.-MONROE (11/28/21)
TURNOVERS	11	NORTHWESTERN ST. (11/15/21)
	11	UNLV (12/01/21)
FOULS	11	NORTHWESTERN ST. (11/15/21)
	11	vs Loyola Marymount (11/22/21)

Opponent - GAME HIGHS

POINTS	86	at Oregon (11/12/21)
	80	vs Missouri (11/21/21)
	76	vs Loyola Marymount (11/22/21)
	67	LA.-MONROE (11/28/21)
	66	SAM HOUSTON (11/24/21)
FIELD GOALS MADE	33	at Oregon (11/12/21)
	29	vs Loyola Marymount (11/22/21)
FIELD GOAL ATTEMPTS	78	SAM HOUSTON (11/24/21)
	71	MCNEESE (11/09/21)
FIELD GOAL PERCENTAGE	.527 (29-55)	vs Loyola Marymount (11/22/21)
	.516 (33-64)	at Oregon (11/12/21)
3 PT FIELD GOALS MADE	10	SAM HOUSTON (11/24/21)
	9	UNLV (12/01/21)
	9	vs Missouri (11/21/21)
	9	at Oregon (11/12/21)
3 PT FG ATTEMPTS	34	SAM HOUSTON (11/24/21)
	29	SOUTHEASTERN LA. (11/18/21)
3 PT FG PERCENTAGE	.450 (9-20)	at Oregon (11/12/21)
	.429 (9-21)	vs Missouri (11/21/21)
FREE THROWS MADE	19	vs Missouri (11/21/21)
	17	SOUTHEASTERN LA. (11/18/21)
FREE THROW ATTEMPTS	22	vs Missouri (11/21/21)
	21	SOUTHEASTERN LA. (11/18/21)
	21	at Oregon (11/12/21)
FREE THROW PERCENTAGE	1.000 (11-11)	vs Loyola Marymount (11/22/21)
	.864 (19-22)	vs Missouri (11/21/21)
REBOUNDS	49	vs Missouri (11/21/21)
	45	SAM HOUSTON (11/24/21)
ASSISTS	17	LA.-MONROE (11/28/21)
	16	UNLV (12/01/21)
STEALS	12	SAM HOUSTON (11/24/21)
	12	MCNEESE (11/09/21)
BLOCKED SHOTS	8	MCNEESE (11/09/21)
	7	vs Missouri (11/21/21)
TURNOVERS	18	vs Missouri (11/21/21)
	17	MCNEESE (11/09/21)
FOULS	23	vs Missouri (11/21/21)
	22	LA.-MONROE (11/28/21)

Opponent - GAME LOWS

POINTS	48	NORTHWESTERN ST. (11/15/21)
	61	SOUTHEASTERN LA. (11/18/21)
	62	MCNEESE (11/09/21)
	64	UNLV (12/01/21)
	66	SAM HOUSTON (11/24/21)
FIELD GOALS MADE	20	SOUTHEASTERN LA. (11/18/21)
	21	NORTHWESTERN ST. (11/15/21)
FIELD GOAL ATTEMPTS	55	vs Loyola Marymount (11/22/21)
	56	LA.-MONROE (11/28/21)
FIELD GOAL PERCENTAGE	.308 (24-78)	SAM HOUSTON (11/24/21)
	.313 (20-64)	SOUTHEASTERN LA. (11/18/21)
3 PT FIELD GOALS MADE	2	NORTHWESTERN ST. (11/15/21)
	4	SOUTHEASTERN LA. (11/18/21)
3 PT FG ATTEMPTS	19	NORTHWESTERN ST. (11/15/21)
	19	vs Loyola Marymount (11/22/21)
3 PT FG PERCENTAGE	.105 (2-19)	NORTHWESTERN ST. (11/15/21)
	.138 (4-29)	SOUTHEASTERN LA. (11/18/21)
FREE THROWS MADE	4	NORTHWESTERN ST. (11/15/21)
	5	LA.-MONROE (11/28/21)
FREE THROW ATTEMPTS	6	NORTHWESTERN ST. (11/15/21)
	8	LA.-MONROE (11/28/21)
FREE THROW PERCENTAGE	.471 (8-17)	MCNEESE (11/09/21)
	.524 (11-21)	at Oregon (11/12/21)
REBOUNDS	25	NORTHWESTERN ST. (11/15/21)
	26	vs Loyola Marymount (11/22/21)
ASSISTS	9	NORTHWESTERN ST. (11/15/21)
	10	at Oregon (11/12/21)
	10	vs Loyola Marymount (11/22/21)
STEALS	5	vs Missouri (11/21/21)
	5	LA.-MONROE (11/28/21)
	5	UNLV (12/01/21)
BLOCKED SHOTS	2	at Oregon (11/12/21)
	2	vs Loyola Marymount (11/22/21)
	2	UNLV (12/01/21)
TURNOVERS	8	SAM HOUSTON (11/24/21)
	9	NORTHWESTERN ST. (11/15/21)
FOULS	13	vs Loyola Marymount (11/22/21)
	13	SAM HOUSTON (11/24/21)

SMU When...	2021-22			Conference			Under Jankovich			Conference		
	W	L	Pct	W	L	Pct	W	L	Pct	W	L	Pct
Record	6	3	0.667	0	0	#DIV/0!	107	58	0.648	45	38	0.542
Home	6	0	1.000	0	0	#DIV/0!	75	17	0.815	28	13	0.683
Road	0	1	0.000	0	0	#DIV/0!	24	30	0.444	17	25	0.405
Neutral	0	2	0.000	0	0	#DIV/0!	8	11	0.421	0	0	#DIV/0!
Overtime	0	1	0.000	0	0	#DIV/0!	2	3	0.400	1	1	0.500
Leads at half	5	2	0.714	0	0	#DIV/0!	89	19	0.824	37	11	0.771
Trails at half	1	1	0.500	0	0	#DIV/0!	16	38	0.296	7	26	0.212
Tied at half	0	0	#DIV/0!	0	0	#DIV/0!	2	1	0.667	1	1	0.500
Leads with 5:00 left in 2nd half	5	1	0.833	0	0	#DIV/0!	97	9	0.915	43	6	0.878
Trails with 5:00 left in 2nd half	1	2	0.333	0	0	#DIV/0!	6	45	0.118	1	31	0.031
Tied with 5:00 left in 2nd half	0	0	#DIV/0!	0	0	#DIV/0!	4	4	0.500	1	1	0.500
Scores 70+	6	2	0.750	0	0	#DIV/0!	91	18	0.835	34	8	0.810
Scores 80+	3	0	1.000	0	0	#DIV/0!	45	5	0.900	15	2	0.882
Scores 90+	0	0	#DIV/0!	0	0	#DIV/0!	14	1	0.933	2	1	0.667
Scores 100+	0	0	#DIV/0!	0	0	#DIV/0!	3	0	1.000	0	0	#DIV/0!
Opp. Scores 70+	0	3	0.000	0	0	#DIV/0!	20	38	0.345	10	23	0.303
Opp. Scores 80+	0	2	0.000	0	0	#DIV/0!	1	15	0.063	0	8	0.000
Opp. Scores 90+	0	0	#DIV/0!	0	0	#DIV/0!	0	5	0.000	0	3	0.000
Opp. Scores 100+	0	0	#DIV/0!	0	0	#DIV/0!	0	0	#DIV/0!	0	0	#DIV/0!
Scores less than 60	0	0	#DIV/0!	0	0	#DIV/0!	5	19	0.208	3	15	0.167
Scores less than 70	0	1	0.000	0	0	#DIV/0!	17	38	0.309	12	28	0.300
Opp. Scores less than 60	1	0	1.000	0	0	#DIV/0!	42	1	0.977	17	2	0.895
Opp. Scores less than 70	6	0	1.000	0	0	#DIV/0!	85	19	0.817	34	14	0.708
Margin is 3 pts or less	0	0	#DIV/0!	0	0	#DIV/0!	7	15	0.318	3	10	0.231
Margin is 5 pts or less	0	1	0.000	0	0	#DIV/0!	18	20	0.474	11	13	0.458
Margin is 10 pts or less	2	2	0.500	0	0	#DIV/0!	37	37	0.500	19	22	0.463
Shoots better than the opp.	5	1	0.833	0	0	#DIV/0!	96	10	0.906	40	7	0.851
Shoots worse than the opp.	1	2	0.333	0	0	#DIV/0!	11	48	0.186	5	31	0.139
Shoots the same as opp.	0	0	#DIV/0!	0	0	#DIV/0!	0	0	#DIV/0!	0	0	#DIV/0!
SMU 50%+ FG	2	0	1.000	0	0	#DIV/0!	52	3	0.945	16	0	1.000
Opp. 50%+ FG	0	2	0.000	0	0	#DIV/0!	2	15	0.118	1	7	0.125
Opp. at or below 40%	5	1	0.833	0	0	#DIV/0!	66	9	0.880	29	8	0.784
Outrebound opponent	5	1	0.833	0	0	#DIV/0!	81	19	0.810	29	11	0.725
Outrebounded by opponent	1	2	0.333	0	0	#DIV/0!	24	36	0.400	15	24	0.385
Rebounds are even	0	0	#DIV/0!	0	0	#DIV/0!	2	2	0.500	1	2	0.333
Reb Differential +10 or more	2	0	1.000	0	0	#DIV/0!	46	7	0.868	15	2	0.882
Reb Differential -10 or more	0	2	0.000	0	0	#DIV/0!	1	13	0.071	1	10	0.091
Attempts more FTs	5	2	0.714	0	0	#DIV/0!	77	17	0.819	34	12	0.739
Attempts less FTs	1	1	0.500	0	0	#DIV/0!	24	35	0.407	9	22	0.290
Attempts the same Fts	0	0	#DIV/0!	0	0	#DIV/0!	6	6	0.500	2	4	0.333
Attempts 20 or more FTs	2	1	0.667	0	0	#DIV/0!	55	19	0.743	19	12	0.613
Opp. Attempts 20 or more FTs	1	2	0.333	0	0	#DIV/0!	21	22	0.488	7	14	0.333
FTA differential +10 or more	2	0	1.000	0	0	#DIV/0!	25	4	0.862	6	3	0.667
FTA differential -10 or more	0	0	#DIV/0!	0	0	#DIV/0!	4	11	0.267	2	9	0.182
Plays ranked opponent	0	1	0.000	0	0	#DIV/0!	7	13	0.350	4	10	0.286
Plays opponent receiving votes	0	1	0.000	0	0	#DIV/0!	13	20	0.394	4	14	0.222
Plays during the day (pre 6pm start)	2	0	1.000	0	0	#DIV/0!	35	18	0.660	20	13	0.606
Plays at night (6pm or later start)	4	3	0.571	0	0	#DIV/0!	72	40	0.643	25	25	0.500
November	5	3	0.625	0	0	#DIV/0!	34	11	0.756	0	0	#DIV/0!
December	1	0	1.000	0	0	#DIV/0!	28	4	0.875	6	0	1.000
January	0	0	#DIV/0!	0	0	#DIV/0!	22	17	0.564	21	17	0.553
February	0	0	#DIV/0!	0	0	#DIV/0!	15	15	0.500	15	15	0.500
March	0	0	#DIV/0!	0	0	#DIV/0!	8	11	0.421	3	6	0.333
April	0	0	#DIV/0!	0	0	#DIV/0!	0	0	#DIV/0!	0	0	#DIV/0!
Has more turnovers	2	1	0.667	0	0	#DIV/0!	37	30	0.552	15	20	0.429
Has less turnovers	2	1	0.667	0	0	#DIV/0!	59	23	0.720	25	15	0.625
Turnovers are the same	2	1	0.667	0	0	#DIV/0!	11	5	0.688	5	3	0.625
Has 10 or less turnovers	0	0	#DIV/0!	0	0	#DIV/0!	36	22	0.621	16	18	0.471
Opp. Has 10 or less turnovers	2	1	0.667	0	0	#DIV/0!	26	21	0.553	13	15	0.464
Has 20 or more turnovers	0	0	#DIV/0!	0	0	#DIV/0!	2	3	0.400	1	1	0.500
Opp. Has 20 or more turnovers	0	0	#DIV/0!	0	0	#DIV/0!	7	2	0.778	2	1	0.667
Has more Steals	2	1	0.667	0	0	#DIV/0!	51	25	0.671	24	15	0.615
Has less Steals	4	1	0.800	0	0	#DIV/0!	40	27	0.597	17	20	0.459
Steals are the same	0	1	0.000	0	0	#DIV/0!	16	6	0.727	4	3	0.571
Has 10 or more Steals	2	0	1.000	0	0	#DIV/0!	19	3	0.864	6	2	0.750
Opp. Has 10 or more Steals	2	0	1.000	0	0	#DIV/0!	14	7	0.667	5	4	0.556
Has 5 or less Steals	3	2	0.600	0	0	#DIV/0!	38	30	0.559	17	21	0.447
Opp. Has 5 or less Steals	2	1	0.667	0	0	#DIV/0!	50	32	0.610	25	22	0.532
Points in paint - more	4	1	0.800	0	0	#DIV/0!	80	21	0.792	31	13	0.705
Points in paint - less	2	2	0.500	0	0	#DIV/0!	18	31	0.367	9	21	0.300
Points in paint - same	0	0	#DIV/0!	0	0	#DIV/0!	8	6	0.571	4	4	0.500
Points off turnovers - more	5	1	0.833	0	0	#DIV/0!	79	19	0.806	29	12	0.707
Points off turnovers - less	1	2	0.333	0	0	#DIV/0!	24	37	0.393	12	24	0.333
Points off turnovers - same	0	0	#DIV/0!	0	0	#DIV/0!	4	1	0.800	4	1	0.800
2nd chance points - more	3	0	1.000	0	0	#DIV/0!	68	21	0.764	25	12	0.676
2nd chance points - less	3	3	0.500	0	0	#DIV/0!	34	33	0.507	19	22	0.463
2nd chance points - same	0	0	#DIV/0!	0	0	#DIV/0!	5	4	0.556	1	4	0.200
Bench points - more	5	2	0.714	0	0	#DIV/0!	45	7	0.865	16	4	0.800
Bench points - less	1	1	0.500	0	0	#DIV/0!	59	49	0.546	29	34	0.460
Bench points - same	0	0	#DIV/0!	0	0	#DIV/0!	3	2	0.600	0	1	0.000
Makes 5+ 3pt shots	6	3	0.667	0	0	#DIV/0!	99	48	0.673	39	30	0.565
Makes 8+ 3pt shots	5	2	0.714	0	0	#DIV/0!	69	26	0.726	27	16	0.628
Opp. Makes 5+ 3pt shots	4	3	0.571	0	0	#DIV/0!	88	55	0.615	38	36	0.514
Opp. Makes 8+ 3pt shots	3	2	0.600	0	0	#DIV/0!	54	39	0.581	24	24	0.500
Has a player with a double-double	2	0	1.000	0	0	#DIV/0!	41	17	0.707	20	10	0.667
Opp. has a player with a double-double	3	0	1.000	0	0	#DIV/0!	16	18	0.471	7	12	0.368
Has a 20 pt scorer	4	1	0.800	0	0	#DIV/0!	64	29	0.688	29	19	0.604
Opp. has a 20 pt scorer	3	2	0.600	0	0	#DIV/0!	34	31	0.523	13	20	0.394
Has 4 players with 10+ points	3	1	0.750	0	0	#DIV/0!	71	15	0.826	30	9	0.769
Opp. has 4 players with 10+ points	0	3	0.000	0	0	#DIV/0!	14	25	0.359	7	14	0.333
Has player with 10 rebounds	2	0	1.000	0	0	#DIV/0!	45	22	0.672	19	15	0.559
Opp. has player with 10 rebounds	4	0	1.000	0	0	#DIV/0!	26	24	0.520	12	18	0.400

1	McNeese62	SMU Record
at SMU.....86	1-0	

11/09/21 7:00 pm at Dallas, TX (Moody Coliseum)

McNeese 0-1		tot-fg		3-pt		rebounds		pf		tp		a		to blk		s		min	
##	Player	f	g	fga	fg	fta	ft	of	de	tot	pf	tp	a	to	blk	s	min		
12	Kellon Taylor	f	1	4	0	2	0	2	2	6	8	1	2	3	3	0	1	18	
35	Brendan Medley-Bacon	c	6	12	0	0	3	4	2	5	7	2	15	2	2	1	2	30	
02	Johnathan Massie	g	2	8	1	3	1	1	2	0	2	3	6	1	2	0	0	23	
05	Myles Lewis	g	3	9	0	0	1	2	4	6	10	4	7	0	3	3	3	26	
15	Zach Scott	g	2	7	1	5	0	0	2	2	2	0	5	2	0	0	3	18	
01	TJ Moss	3	4	1	2	1	2	1	1	2	2	8	2	4	1	1	1	25	
03	Collin Warren	4	11	1	5	2	5	0	0	0	0	1	11	2	1	1	1	16	
22	Harwin Francois	2	8	2	7	0	0	0	2	2	3	6	1	1	1	1	0	25	
24	Christian Shumate	1	8	0	3	0	1	1	5	6	3	2	1	0	1	1	1	19	
TEAM																			
Totals.....				24		71		6		27		8		17		14		27	
TOTAL FG%		1st Half: 13-31		41.9%		2nd Half:		11-40		27.5%		Game:		33.8%		BALL		200	
3-PL FG%		1st Half: 3-13		23.1%		2nd Half:		3-14		21.4%		Game:		22.2%		REBS		7	
F Throw %		1st Half: 2-5		40.0%		2nd Half:		6-12		50.0%		Game:		47.1%					
SMU 1-0		tot-fg		3-pt		rebounds		pf		tp		a		to blk		s		min	
##	Player	f	g	fga	fg	fta	ft	of	de	tot	pf	tp	a	to	blk	s	min		
22	JASEY, Isiah	f	0	2	0	0	0	2	1	4	5	1	0	0	2	3	4	16	
50	WEATHERS, Marcus	f	5	8	1	2	0	0	0	7	7	1	11	0	0	0	0	23	
03	DAVIS, Kendrick	g	4	12	1	4	9	10	2	6	8	1	18	5	3	0	1	29	
05	BANDOUNEL, E.	g	3	3	1	1	0	0	0	1	1	3	7	2	0	0	1	24	
23	WEATHERS, Michael	g	4	13	0	1	1	1	1	2	2	2	9	1	2	3	4	22	
01	PHELPS, Zhuric	3	5	0	1	1	1	0	3	3	1	7	2	4	0	2	22		
02	SMITH, Jalen	0	0	0	0	0	0	1	0	1	0	0	0	0	0	1	6		
10	NUTALL, Zach	4	10	4	8	2	2	0	8	8	14	3	1	0	1	0	1	25	
13	TODOROVIC, Stefan	1	3	1	3	1	3	0	0	0	0	4	0	1	0	0	7		
15	McBRIDE, Darius	0	0	0	0	1	2	0	0	0	0	1	0	0	0	0	2		
21	YOUNG JR., Jahmar	1	1	0	0	1	2	0	1	1	1	3	0	1	0	0	5		
25	CLARK, Tristan	6	9	0	0	0	0	4	2	6	1	12	0	1	2	0	17		
33	AGUNANNE, Franklin	0	0	0	0	0	2	0	2	2	1	0	0	0	0	0	2		
TEAM																			
Totals.....				31		66		8		20		16		25		12		35	
TOTAL FG%		1st Half: 14-33		42.4%		2nd Half:		17-33		51.5%		Game:		47.0%		DEAD		200	
3-PL FG%		1st Half: 3-9		33.3%		2nd Half:		5-11		45.5%		Game:		40.0%		REBS		5	
F Throw %		1st Half: 8-10		80.0%		2nd Half:		8-15		53.3%		Game:		64.0%					
Officials: Christopher Merlo, Stephen Orkus Jr., Keith Patterson								Technical: None		Attendance: 3259									
McNeese		31		62															
SMU		39		47		86													

Points in the paint-McN 32,SMU 42. Points off turnovers-McN 13,SMU 20. 2nd chance points-McN 9,SMU 18. Fast break points-McN 21,SMU 22. Bench points-McN 27,SMU 41. Score tied-3 times. Lead changed-3 times. Last FG-McN 2nd-00:31, SMU 2nd-02:21. Largest lead-McN by 5 1st-13:41, SMU by 28 2nd-06:16. McN led for 04:37. SMU led for 32:05. Game was tied for 03:18.

DALLAS (AP) - Kendrick Davis had 18 points and seven rebounds as SMU rolled past McNeese State 86-62 on Tuesday night in the season opener for both teams. Davis shot 9 for 10 from the foul line. Zach Nuttall had 14 points and eight rebounds for SMU. Tristan Clark added 12 points. Marcus Weathers had 11 points. Brendan Medley-Bacon had 15 points for the Cowboys. Collin Warren added 11 points. Myles Lewis had 10 rebounds.

3	Northwestern State48	SMU Record
at SMU.....95	2-1	

Northwestern St. vs SMU - 11/15/21 7:00 pm at Dallas, TX (Moody Coliseum)

Northwestern St. 1-3		tot-fg		3-pt		rebounds		pf		tp		a		to blk		s		min	
##	Player	f	g	fga	fg	fta	ft	of	de	tot	pf	tp	a	to	blk	s	min		
04	Kendal Coleman	c	10	15	0	0	0	1	6	7	1	20	4	0	0	1	29		
00	Brian White	g	2	7	0	2	0	1	0	2	2	4	5	0	0	0	1	31	
10	Jalen King	g	0	3	0	0	0	0	1	1	0	0	1	1	0	0	15		
15	Jovan Zelenbaba	g	1	8	0	4	1	1	0	3	3	0	3	0	2	0	23		
22	Cedric Garrett	g	1	7	0	4	2	2	2	4	4	4	0	2	1	1	11		
02	Emareyon McDonald	2	4	0	2	0	0	0	0	0	0	4	2	1	0	1	11		
03	LaTerrance Reed	1	2	0	1	0	0	0	0	0	1	2	0	0	0	0	21		
11	Shaun Riley II	0	3	0	0	1	2	0	0	0	1	1	1	1	1	1	8		
13	Jordan Potts	1	2	1	1	0	0	0	1	1	0	3	0	1	0	0	7		
32	Larry Owens	2	6	0	0	0	0	2	0	2	1	4	0	1	2	0	13		
33	Stavros Polatoglou	0	0	0	0	0	0	0	0	0	0	0	0	0	0	0	3		
34	Robert Chougkaz	0	2	0	1	0	0	0	0	0	0	0	0	0	0	0	3		
35	Zurabi Zhgenti	1	5	1	4	0	0	0	0	3	3	4	3	0	0	0	18		
TEAM																			
Totals.....				21		64		2		19		4		6		1		6	
TOTAL FG%		1st Half: 10-32		31.3%		2nd Half:		11-32		34.4%		Game:		32.8%		DEAD		200	
3-Pt. FG%		1st Half: 0-6		0.0%		2nd Half:		2-13		15.4%		Game:		10.5%		REBS		1	
F Throw %		1st Half: 0-1		0.0%		2nd Half:		4-5		80.0%		Game:		66.7%					
SMU 2-1		tot-fg		3-pt		rebounds		pf		tp		a		to blk		s		min	
##	Player	f	g	fga	fg	fta	ft	of	de	tot	pf	tp	a	to	blk	s	min		
22	JASEY, Isiah	f	3	5	0	0	1	2	3	1	4	2	7	0	1	0	0	15	
50	WEATHERS, Marcus	f	8	12	1	2	5	6	5	11	0	22	5	0	1	2	22		
03	DAVIS, Kendrick	g	6	10	2	5	5	2	7	9	3	19	10	2	0	2	30		
05	BANDOUNEL, Emmanuel	g	5	14	3	9	1	2	0	4	4	0	14	2	0	0	25		
10	NUTALL, Zach	g	5	9	2	5	1	1	0	6	6	2	13	1	3	0	1	26	
01	PHELPS, Zhuric	0	3	0	0	0	0	0	5	5	0	0	0	0	5	0	1	20	
02	SMITH, Jalen	1	1	0	0	0	0	1	2	3	5	0	2	1	0	0	1	15	
13	TODOROVIC, Stefan	4	8	3	7	0	0	0	1	1	1	11	0	0	0	0	3		
15	McBRIDE, Darius	0	1	1	0	0	0	0	0	1	1	0	2	0	0	0	3		
21	YOUNG JR., Jahmar	0	1	0	0	0	0	0	2	2	1	0	0	0	2	0	8		
25	CLARK, Tristan	2	3	0	0	1	2	1	2	3	1	5	1	0	0	0	17		
33	AGUNANNE, Franklin	0	0	0	0	0	0	0	1	1	1	0	0	0	0	0	2		
TEAM								3		3									
Totals.....				35		67		11		28		14		19		3		6	
TOTAL FG%		1st Half: 18-38		47.4%		2nd Half:		17-29		58.6%		Game:		52.2%		DEAD		200	
3-Pt. FG%		1st Half: 5-16		31.3%		2nd Half:		6-12		50.0%		Game:		39.3%		REBS		1	
F Throw %		1st Half: 9-11		81.8%		2nd Half:		5-8		62.5%		Game:		73.7%					
Officials: Jouse Nieves,Patrick Evans,Pat Adams								Technical: None.				Attendance: 3184							
Northwestern St.		20		28		48													
SMU		50		45		95													
Points in paint-NWST 24,SMU 42. Points off turnovers-NWST 4,SMU 13. 2nd chance points-NWST 4,SMU 24																			
Fast break pts-NWST 7,SMU 22. Bench points-NWST 17,SMU 20. Score tied 0 times. Lead changed 0 times.																			
Last FG-NWST 2nd-02:31. SMU 2nd-02:07. Largest lead-NWST None, SMU by 50 2nd-03:48.																			
NWST led for 00:00. SMU led for 39:07. Game was tied for 00:53.																			

5

Missouri(OT) 80
vs SMU75

SMU Record
3-2

Jacksonville Classic - 11/21/21 8:00 pm at Jacksonville, FL (UNF Arena)

Missouri 3-1																		
##	Player	fg	fga	3-pt	fga	ft	fta	of	de	tot	pf	tp	a	to	blk	s	min	
24	Kobe Brown	f	8	15	3	6	5	6	2	5	7	4	24	2	3	1	1	35
32	Jordan Wilmore	f	0	6	0	0	0	1	3	3	6	3	0	0	1	2	15	
01	Amari Davis	g	3	13	1	2	7	7	4	2	6	3	14	1	0	0	38	
04	Javon Pickett	g	1	4	0	1	0	0	0	0	0	2	2	1	2	0	24	
12	Dajuan Gordon	g	6	13	1	4	1	2	2	6	8	2	14	2	2	1	37	
00	Anton Brookshire		0	0	0	0	0	0	0	0	0	1	0	0	1	0	1	
05	Jarmon Coleman		2	11	1	4	0	0	0	4	4	3	5	7	6	0	35	
11	Yaya Keita		1	1	1	1	0	0	0	2	2	3	0	1	0	1	6	
21	Ronnie DeGray III		5	6	2	3	6	6	1	5	6	3	18	0	1	3	34	
TEAM										6	4	10						
Totals.....			26	69	9	21	19	22	18	31	49	23	80	13	18	7	5	225
TOTAL FG%		1st Half: 7-33	21.2%		2nd Half: 14-27		51.9%		Game: 37.7%		DEAD							
3-Pt. FG%		1st Half: 3-10	30.0%		2nd Half: 5-10		50.0%		Game: 42.9%		REBS							
F Throw %		1st Half: 1-2	50.0%		2nd Half: 11-13		84.6%		Game: 86.4%		1							
SMU 3-2																		
##	Player	fg	fga	3-pt	fga	ft	fta	of	de	tot	pf	tp	a	to	blk	s	min	
22	JASEY, Isiah	f	0	2	0	0	0	0	1	4	5	3	0	0	1	0	17	
50	WEATHERS, Marcus	f	3	9	0	1	7	11	2	2	4	4	13	3	1	0	18	
03	DAVIS, Kendrick	g	10	15	4	6	5	6	0	4	4	3	29	3	5	0	43	
05	BANDOUHEL, Emmanuel	g	2	6	2	4	2	2	0	2	5	8	0	3	0	1	39	
10	NUTALL, Zach	g	2	7	1	2	3	4	0	4	4	0	8	3	0	0	34	
01	PHELPS, Zhuric		0	1	0	1	0	0	0	0	0	1	0	0	1	0	2	
02	SMITH, Jalen		2	3	0	1	0	0	0	1	1	4	0	0	0	0	9	
13	TODOROVIC, Stefan		0	0	0	0	0	0	0	0	0	0	0	0	0	0	0+	
23	WEATHERS, Michael		2	8	0	2	3	6	0	5	5	7	0	2	2	1	25	
25	CLARK, Tristan		3	6	0	0	0	0	1	3	4	1	6	0	1	2	0	
TEAM										3	2	5						
Totals.....			24	57	7	17	20	29	7	27	34	23	75	9	15	4	5	226
TOTAL FG%		1st Half: 9-29	31.0%		2nd Half: 11-23		47.8%		Game: 42.1%		DEAD							
3-Pt. FG%		1st Half: 3-10	30.0%		2nd Half: 2-4		50.0%		Game: 41.2%		REBS							
F Throw %		1st Half: 8-12	66.7%		2nd Half: 9-13		69.2%		Game: 69.0%		4							
Officials: Brian Shey,Chuck Jones,Tony Greene																		
Technical: None.																		
Attendance: 1632																		
Missouri																		
SMU																		

Points in the paint-UM 22,SMU 26. Points off turnovers-UM 9,SMU 25. 2nd chance points-UM 14,SMU 1. Fast break points-UM 12,SMU 11. Bench points-UM 26,SMU 17. Score tied-4 times. Lead changed-4 times. Last FG-UM OT-00:08. SMU OT-00:05. Largest lead-MISSOURI by 7 1st-08:15. SMU by 13 2nd-17:17. MISSOURI led for 19:05. SMU led for 22:22. Game was tied for 03:31.

JACKSONVILLE, Fla. (AP) Kobe Brown scored 19 of his 24 points after halftime, hitting a go-ahead 3-pointer with 1:29 left in overtime as Missouri rallied to defeat SMU 80-75 at the Jacksonville Classic. SMU's (3-2) Emmanuel Bandoumel hit two 3-pointers to cap an 18-0 run to close out the first half, giving the Mustangs a 29-18 lead. SMU was leading 51-39 after Marcus Weathers' 3-point play with 8:31 left. Missouri's (3-1) Brown cut the deficit to 62-59 with 1:50 left. Dajuan Gordon sent the game to OT with a three-point play - on an assist from Brown - with 29 seconds left. Brown's 3-pointer gave the Tigers the lead for good, but they didn't nail down the win until Ronnie DeGray III's three-point play with 8 seconds left gave them a two-score advantage. DeGray finished with 18 points on 5-6 shooting. He sank two 3-pointers and made all six of his free throws. Gordon had 14 points and eight rebounds, while Amari Davis scored 14. Kendrick Davis topped the Mustangs with 29 points on 10-15 shooting, including 4-6 from beyond the arc. Marcus Weathers scored seven of his 13 points at the foul line.

7

Sam Houston66
at SMU75

SMU Record
4-3

11/24/21 7:00 pm at Dallas, TX (Moody Coliseum)

Sam Houston 2-4																
#	Player	fg	fga	3-pt	ft	fta	of	de	tot	pf	tp	a	to	blk	s	min
12	Tristan Ikpe	f	2	8	1	2	2	7	6	13	2	7	1	2	1	4
01	Savion Flagg	g	8	24	3	7	2	5	6	11	1	21	1	2	0	1
03	Demarkus Lampley	g	6	14	3	8	1	1	0	2	2	16	0	0	0	1
11	Javion May	g	1	3	0	1	0	0	1	3	4	2	2	0	1	3
13	Jaden Ray	g	2	12	1	8	3	4	0	0	0	3	8	6	1	0
02	Jarren Cook		3	6	2	5	0	0	1	1	2	0	8	0	1	0
10	Damon Nicholas Jr.		1	3	0	0	0	0	1	5	6	1	2	0	0	2
24	Donte Powers		0	5	0	2	0	0	0	0	0	0	2	0	0	0
40	Kian Scroggins		0	2	0	1	0	0	1	0	1	0	0	0	0	0
54	Kuba Karwowski		1	1	0	0	0	0	1	0	1	1	2	1	1	10
TEAM									4	1	5		1			
Totals.....			24	78	10	34	8	12	22	23	45	13	66	13	8	4
TOTAL FG%		1st Half: 9-39	23.1%		2nd Half: 15-39		38.5%		Game: 30.8%		DEAD					
3-PL FG%		1st Half: 4-16	25.0%		2nd Half: 6-18		33.3%		Game: 29.4%		REBS					
F Throw %		1st Half: 5-6	83.3%		2nd Half: 3-6		50.0%		Game: 66.7%		3,1					
SMU 4-3,0-0 AAC																
#	Player	fg	fga	3-pt	ft	fta	of	de	tot	pf	tp	a	to	blk	s	min
22	JASEY, Isiah	f	0	1	0	0	0	0	0	0	1	0	0	1	1	1
50	WEATHERS, Marcus	f	4	5	1	1	0	0	1	7	8	2	9	4	2	3
03	DAVIS, Kendrick	g	6	14	2	6	7	10	0	6	6	1	21	4	1	0
05	BANDOUHEL, Emmanuel	g	3	6	3	4	4	1	1	2	3	13	0	1	0	0
10	NUTALL, Zach	g	2	9	1	6	0	0	2	3	5	0	5	4	2	0
01	PHELPS, Zhuric	0	2	0	1	1	2	0	1	1	0	1	2	1	0	0
02	SMITH, Jalen	0	1	0	1	0	0	0	0	0	0	0	1	0	0	0
13	TODOROVIC, Stefan	3	3	3	3	0	0	0	0	2	0	9	0	0	0	0
21	YOUNG JR., Jahmar	1	1	0	0	2	3	1	2	3	1	4	1	3	3	1
23	WEATHERS, Michael	3	6	3	3	0	0	1	4	5	2	9	1	1	2	1
25	CLARK, Tristan	2	3	0	0	0	0	0	5	5	2	4	0	1	1	0
TEAM									2	2			1			
Totals.....			24	51	13	25	14	19	6	33	32	12	75	17	14	10
TOTAL FG%		1st Half: 16-29	55.2%		2nd Half: 8-22		36.4%		Game: 47.1%		DEAD					
3-PL FG%		1st Half: 10-15	66.7%		2nd Half: 3-10		30.0%		Game: 52.0%		REBS					
F Throw %		1st Half: 4-6	66.7%		2nd Half: 10-13		76.9%		Game: 73.7%		2					
Officials: Rob Rorke,Vladimir Voyard-Tadal,Doug Shows Technicals: Sam Houston-TEAM Attendance: 3198																
Sam Houston 27 39 66																
SMU 46 29 75																
Points in paint-SH 28,SMU 16. Points off turnovers-SH 14,SMU 11. 2nd chance points-SH 20,SMU 8.																
Fast break points-SH 16,SMU 17. Bench points-SH 12,SMU 27. Score tied-2 times. Lead changed-2 times.																
Last FG-SH 2nd-00:07, SMU 2nd-00:14. Largest lead-SH by 1 1st-16:31, SMU by 24 2nd-18:05.																
SH led for 00:18. SMU led for 38:22. Game was tied for 01:20.																

9UNLV.....64at SMU.....83SMU Record6-3

12/01/21 7:00 pm at Dallas, TX (Moody Coliseum)																			
UNLV 4-4																			
##	Player	tot-fg		3-pt		ft		fta		rebounds		pf	tp	a	to	blk	s	min	
03	Donovan Williams	f	0	2	0	0	0	0	0	0	0	3	0	0	1	1	0	6	
14	Royce Hamm Jr.	f	5	11	1	3	2	4	3	7	10	3	13	0	3	0	1	27	
01	Michael Nuga	g	0	5	0	1	1	2	0	2	2	1	1	0	1	0	1	22	
05	Jordan McCabe	g	2	6	1	4	0	0	0	1	0	2	5	5	0	0	0	33	
13	Bryce Hamilton	g	5	12	2	4	0	0	0	2	3	1	12	0	1	0	1	20	
02	Justin Webster		4	8	4	5	0	0	0	2	2	3	12	2	1	0	0	26	
10	Keshon Gilbert		1	5	0	0	0	0	0	2	3	3	3	3	1	1	0	14	
12	David Muoka		0	1	0	0	0	0	1	1	2	0	0	0	0	0	0	8	
15	Reece Brown		3	4	0	1	2	2	0	1	1	0	8	0	0	0	1	12	
22	Josh Baker		3	7	0	4	1	1	0	1	1	1	7	4	0	0	1	23	
31	Marvin Coleman		1	1	0	0	1	2	0	1	1	0	3	2	1	0	0	9	
TEAM										2	2				2				
Totals.....			24	62	9	24	7	11	9	19	28	17	64	16	11	2	5	200	

TOTAL FG%	1st Half: 9-33	27.3%	2nd Half:	15-29	51.7%	Game:	38.7%	DEAD
3-PT FG%	1st Half: 2-10	20.0%	2nd Half:	7-14	50.0%	Game:	37.5%	REBS
F Throw %	1st Half: 1-2	50.0%	2nd Half:	6-9	66.7%	Game:	63.6%	0

SMU 6-3																			
##	Player	tot-fg		3-pt		ft		fta		rebounds		pf	tp	a	to	blk	s	min	
22	JASEY, Isiah	f	1	1	0	0	0	0	0	1	1	2	3	2	0	2	0	8	
02	SMITH, Jalen	g	3	4	3	4	0	0	0	0	0	0	9	1	0	0	0	26	
03	DAVIS, Kendrick	g	5	10	2	4	6	6	0	4	4	1	18	8	3	0	0	34	
05	BANDOUJEL, Emmanuel	g	5	11	3	8	0	0	0	3	3	1	13	4	2	0	0	30	
10	NUTALL, Zach	g	1	4	1	3	3	7	0	4	4	0	6	0	0	0	1	20	
01	PHELPS, Zhuric		0	1	0	0	0	0	1	2	1	0	0	0	0	0	0	8	
21	YOUNG JR., Jahmar		1	1	0	0	0	0	0	3	3	2	0	0	0	2	1	11	
23	WEATHERS, Michael		5	7	0	1	4	4	0	9	9	3	14	6	3	0	2	27	
25	CLARK, Tristan		5	6	0	0	0	0	0	4	4	1	10	1	0	2	0	20	
50	WEATHERS, Marcus		4	5	0	0	1	2	0	3	3	1	9	0	1	2	0	16	
TEAM										1	1								
Totals.....			30	50	9	20	14	19	2	33	35	14	83	23	11	6	4	200	

TOTAL FG%	1st Half: 16-27	59.3%	2nd Half:	14-23	60.9%	Game:	60.0%	DEAD
3-PT FG%	1st Half: 6-12	50.0%	2nd Half:	3-8	37.5%	Game:	45.0%	REBS
F Throw %	1st Half: 6-8	75.0%	2nd Half:	8-11	72.7%	Game:	73.7%	4

Officials: Mike Nance, Terry Wymer, Joe Lindsay
UNLV 21 43 64
SMU 44 39 83
Points in paint-UNLV 24, SMU 38. Points off turnovers-UNLV 14, SMU 16. 2nd chance points-UNLV 13, SMU 3.
Fast break points-UNLV 2, SMU 11. Bench points-UNLV 33, SMU 35. Score tied 0 times. Lead changed 1 time.
Last FG-UNLV 2nd-02:57, SMU 2nd-00:17. Largest lead-UNLV by 1 1st-19:40, SMU by 28 2nd-18:35.
UNLV led for 01:42. SMU led for 37:58. Game was tied for 00:20.

DALLAS (AP) -- — Kendrick Davis had 18 points and eight assists and Michael Weathers posted 14 points, nine rebounds and six assists as SMU topped UNLV 83-64 on Wednesday night. Emmanuel Bandoemel had 13 points for SMU (6-3), which earned its sixth consecutive home victory. Tristan Clark added 10 points. Royce Hamm Jr. had 13 points and 10 rebounds for the Runnin' Rebels (4-4). Bryce Hamilton added 12 points. Justin Webster had 12 points.

10Vanderbiltat SMUSMU Record

11Dayton.....at SMUSMU Record

12SMUat New MexicoSMU Record

The Last Time...	SMU Opponent	Date	Result	Opp Opponent	Date	Result
Scored 110 pts	110 Hardin-Simmons	11/20/1999	W 110-69			
Scored 105 pts	105 Hampton	12/17/2015	W, 105-72	105 at Texas Tech	12/1/2004	L, 105-67
Scored 103 pts	103 Memphis	3/4/2017	W, 103-62	105 at Texas Tech	12/1/2004	L, 105-67
Scored 100 pts	102 Houston Baptist	12/2/2020	W, 102-75	105 at Texas Tech	12/1/2004	L, 105-67
Scored 98 pts	102 Houston Baptist	12/2/2020	W, 102-75	99 Houston	1/16/2008	L, 99-71
Scored 95 pts	95 Northwestern State	11/15/2021	W, 95-48	97 at Temple	2/8/2020	L, 97-90 ot
Scored 90 pts	95 Northwestern State	11/15/2021	W, 95-48	97 at Temple	2/8/2020	L, 97-90 ot
Scored 50 pts or less	48 at [6/6] Houston	1/31/2021	L, 70-48	48 Northwestern State	11/15/2021	W, 95-48
Scored 44 pts or less	37 at UCF	2/17/2018	L, 52-37	39 USF	12/31/2017	W, 79-39
Scored 43 pts or less	37 at UCF	2/17/2018	L, 52-37	39 USF	12/31/2017	W, 79-39
Scored 40 pts or less	37 at UCF	2/17/2018	L, 52-37	39 USF	12/31/2017	W, 79-39
Scored 38 pts or less	37 at UCF	2/17/2018	L, 52-37	38 Alabama State	12/22/2010	W, 49-38
Scored 35 pts or less	28 UAB	2/15/2012	L, 47-28	32 Wayland Baptist	11/24/2010	W, 65-32
Scored 55 pts or more (1st half)	55 Louisiana-Monroe	11/22/2006	W, 99-66	53 Centenary	11/17/2007	L, 93-76
Scored 54 pts or more (1st half)	54 Lamar	11/21/2010	W, 102-70	53 Centenary	11/17/2007	L, 93-76
Scored 52 pts or more (1st half)	52 (52-32) Western Carolina	11/14/2018	W, 98-65	53 Centenary	11/17/2007	L, 93-76
Scored 50 pts or more (1st half)	50 (50-27) Southeastern Louisiana	11/18/2021	W, 78-61	51 (51-29) vs. Colorado State	11/14/2011	L, 75-56
Scored 60 pts or more (2nd half)	62 (62-31) Hampton	12/17/2015	W, 105-72	63 at Tulane	1/25/2012	L, 80-74
Scored 55 pts or more (2nd half)	55 (55-40) Sam Houston State	11/25/2020	W, 97-67	56 (56-38) vs. East Carolina	3/10/2017	W, 81-77
Scored 54 pts or more (2nd half)	55 (55-40) Sam Houston State	11/25/2020	W, 97-67	54 (54-30) at UCF	2/24/2019	L, 95-48
Scored 50 pts or more (2nd half)	53 (53-31) Houston Baptist	12/2/2020	W, 102-75	53 (53-49) at Tulane	2/19/2020	L, 80-72
Scored 50 pts or less (consecutive gms)	at UCF 2/24/19 (L, 95-48), [23/22] Cincinnati 2/27/19 (L, 52-49)			at UCF 1/18/14 (W, 58-46), Hofstra 1/19/14 (W, 73-49)		
Scored 20 pts or less in half	14 (1st half) at UCF	3/4/2020	L, 61-58	20 (1st half) Northwestern State	11/15/2021	W, 95-48
Scored 19 pts or less in half	14 (1st half) at UCF	3/4/2020	L, 61-58	17 (1st half) Northwestern State	12/3/2019	W, 77-51
Scored 17 pts or less in half	14 (1st half) at UCF	3/4/2020	L, 61-58	17 (1st half) Northwestern State	12/3/2019	W, 77-51
Scored 16 pts or less in half	14 (1st half) at UCF	3/4/2020	L, 61-58	16 (1st half) USF	12/31/2017	W, 79-39
Scored 15 pts or less in half	14 (1st half) at UCF	3/4/2020	L, 61-58	15 (1st half) UAPB	11/18/2017	W, 72-37
Scored 13 pts or less in half	12 (1st half) UAB	2/15/2012	L, 47-28	8 (1st half) Northwestern State	11/15/2017	W, 81-35
Scored 12 pts or less in half	12 (1st half) UAB	2/15/2012	L, 47-28	8 (1st half) Northwestern State	11/15/2017	W, 81-35
Won by 48+	54 (98-44) New Hampshire	12/5/2015	W, 98-44			
Won by 45+	47 (95-48) Northwestern State	11/15/2021	W, 95-48	47 at UCF	2/24/2019	L, 95-48
Won by 40+	47 (95-48) Northwestern State	11/15/2021	W, 95-48	47 at UCF	2/24/2019	L, 95-48
Won by 35+	47 (95-48) Northwestern State	11/15/2021	W, 95-48	47 at UCF	2/24/2019	L, 95-48
Won by 33+	47 (95-48) Northwestern State	11/15/2021	W, 95-48	47 at UCF	2/24/2019	L, 95-48
Won by 32+	47 (95-48) Northwestern State	11/15/2021	W, 95-48	47 at UCF	2/24/2019	L, 95-48
Won by 30+	47 (95-48) Northwestern State	11/15/2021	W, 95-48	47 at UCF	2/24/2019	L, 95-48
Won by 25+	47 (95-48) Northwestern State	11/15/2021	W, 95-48	47 at UCF	2/24/2019	L, 95-48
Won by 20+	47 (95-48) Northwestern State	11/15/2021	W, 95-48	23 (86-63) at [13/12] Oregon	11/12/2021	L, 86-63
Led by 35+ at halftime	35 (52-17) McNeese State	12/2/2013	W, 88-59			
Led by 34+ at halftime	34 (49-15) USF	12/31/2014	W, 83-49			
Led by 31+ at halftime	31 (48-17) Nicholls	12/16/2015	W, 86-42			
Led by 30+ at halftime	30 (50-20) Northwestern State	11/15/2021	W, 95-48			
Led by 25+ at halftime	30 (50-20) Northwestern State	11/15/2021	W, 95-48			
Started with 17-0 run	19-0 (UH scored 11:42) Hartford	11/27/2019	W, 90-58	19-0 (SMU 11:08) at UCF	3/4/2020	L, 61-58
Started with 14-0 run	16-0 (NSU scored 13:14) Northwestern State	11/15/2021	W, 95-48	14-0 (SMU 14:09) vs Boise State	3/18/2021	L, 85-84
Started with 10-0 run	13-0 (SLU scored 17:21) Southeastern Louisiana	11/18/2021	W, 78-61	14-0 (SMU 14:09) vs Boise State	3/18/2021	L, 85-84
Tied on FG in last 20 secs (force ot)	25-ft top of key 3FG at 19.0 at Vanderbilt (Isiah Mike)	1/4/2020	W, 92-81 ot	Layup 4.0 (1OT) at Georgia (Sahvir Wheeler)	12/20/2019	L, 87-85 (2OT)
Tied on FG in last 10 secs (force ot)	25-ft left wing 3FG at 0.0 Houston (Shawn Williams)	2/2/2013	L, 84-80 ot	Layup 4.0 (1OT) at Georgia (Sahvir Wheeler)	12/20/2019	L, 87-85 (2OT)
previous	35-ft 3FG at 0.5 Rice (Dez Willingham)	1/21/2006	W, 80-69 ot			
Tied on FT in last 10 secs (force ot)	3-3 FT at 0:06.8 Marshall (Dez Willingham)	2/16/2006	L, 75-72 ot			
Won on shot in last 10 seconds	5-ft driving jumper 0.2 at Dayton (Emmanuel Bandomuel)	12/5/2020	W, 66-64	Putback layup 10.1 vs Boise State (Devonaire Doutrive)	3/18/2021	L, 85-84
previous	10-ft right baseline vs Wright St (Jimmy Whitt Jr.)	11/21/2018	W, 77-76	30-foot 3 - 0:00.6 at USF (Laquincy Rideau)	3/7/2020	L, 61-60
previous	3FG right corner at 6.5 California	3/26/2014	W, 67-65			
Won on shot at buzzer	19-ft inside top key at 0.0 at Tulsa (Jeremiah Samarrippas)	1/7/2012	W, 57-55	75-ft 3FG 0.0 at Marshall (Markel Humphrey)	1/21/2009	L, 53-50
Won on FT in last 10 seconds	2-2 FTs at 0:00.1 Jacksonville (Papa Dia)	3/19/2011	W, 63-62	2-2 FT 0:00.6 SC-Upstate (Mezie Uzochukwu)	12/18/2007	L, 58-56
Shot 70%	72.3 (34-47) Lamar	11/21/2010	W, 102-70			
Shot 68%	69.8 (30-43) Southern Miss	1/22/2011	W, 79-65	66.1 Kansas St.	12/2/1978	
Shot 65%	66.7 (32-48) Ark-Pine Bluff	11/24/2013	W, 87-61	66.1 Kansas St.	12/2/1978	
Shot 62%	63.8 (30-47) at [7/4] Wichita State	1/17/2018	W, 83-78	60.7 (34-56) at Southern Miss	2/20/2008	L, 81-61
Shot 60.5%	61.9 (26-42) Abilene Christian	11/29/2019	W, 70-51	60.7 (34-56) at Southern Miss	2/20/2008	L, 81-61
Shot 60%	60.0 (30-50) UNLV	12/1/2021	W, 83-64	26.6 (17-64) [23/22] Cincinnati	2/27/2019	L, 52-49
Shot 30% or less	25.9 (14-54) at Cincinnati	1/28/2020	L, 65-43	26.6 (17-64) [23/22] Cincinnati	2/27/2019	L, 52-49
Shot 27% or less	25.9 (14-54) at Cincinnati	1/28/2020	L, 65-43	24.5% (12-49) Northwestern State	11/15/2017	W, 81-35
Shot 25% or less	24.6 (17-69) at UCF	2/24/2019	L, 95-48	19.6% (10-51) at Rice	2/9/2013	W, 61-39
Shot 20% or less	17.4 (8-46) UAB	2/15/2012	L, 47-28			
Had 56 team Rebounds	62 Nicholls	12/16/2015	W, 86-42	58 at UCF	2/24/2019	L, 95-48
Had 55 team Rebounds	55 Northwestern State	11/15/2021	W, 95-48	58 at UCF	2/24/2019	L, 95-48
Had 50 team Rebounds	55 Northwestern State	11/15/2021	W, 95-48	50 [23/22] Cincinnati	2/27/2019	L, 52-49
Had 20 or less Rebounds	20 at [7/4] Wichita State	1/17/2018	W, 83-78	20 Tulane	2/28/2016	W, 74-53
Had 18 or less Rebounds	18 at Southern Miss	2/29/2012	L, 67-60	17 East Carolina	2/21/2016	W, 74-63
Had 17 or less Rebounds	17 Marshall	2/13/2008	L, 75-74	17 East Carolina	2/21/2016	W, 74-63
Had 16 or less Rebounds				16 [RV/RV] Wyoming	12/5/2014	W, 66-53
Had +38 Rebound Margin	+39 (82-43) Texas Lutheran	1/28/1977	W, 117-77			
Had +31 Rebound Margin	+37 (62-25) Nicholls	12/16/2015	W, 86-42			
Had +30 Rebound Margin	+30 (55-25) Northwestern State	11/15/2021	W, 95-48			
Had +25 Rebound Margin	+30 (55-25) Northwestern State	11/15/2021	W, 95-48			
Had +20 Rebound Margin	+30 (55-25) Northwestern State	11/15/2021	W, 95-48			
Had +20 Rebound Margin 4 straight gms	+25 (48-23), +25 (45-20), +37 (62-25), +26 (49-23)			+23 (58-35) at UCF	2/24/2019	L, 95-48
Had 23+ Offensive Rebounds	New Hampshire 12/5/15 (W98-44), Michigan 12/8 (W82-58), Nicholls 12/16 (W86-42), Hampton 12/17 (W105-72)					
Had 21+ Offensive Rebounds	26 (55 total) at Georgia	12/20/2019	L, 87-85 (2OT)	23 (37 total) Houston	1/19/2016	W, 77-73
Had 20+ Offensive Rebounds	26 (55 total) at Georgia	12/20/2019	L, 87-85 (2OT)	21 (50 total) [23/22] Cincinnati	2/27/2019	L, 52-49
Had 27 assists	26 (55 total) at Georgia	12/20/2019	L, 87-85 (2OT)	21 (50 total) [23/22] Cincinnati	2/27/2019	L, 52-49
	27 at USF	2/7/2016	W, 92-58			

Had 26 assists	26 A&M-Corpus Christi	11/30/2020	W, 91-54	26 Georgetown	12/7/2019	L, 91-74
Had 25 assists	26 A&M-Corpus Christi	11/30/2020	W, 91-54	26 Georgetown	12/7/2019	L, 91-74
Had 22 assists	23 UNLV	12/1/2021	W, 83-64	22 Cincinnati	1/7/2021	L, 76-69
Had 21 assists	23 UNLV	12/1/2021	W, 83-64	21 vs Boise State	3/18/2021	L, 85-84
Had 20 assists	23 UNLV	12/1/2021	W, 83-64	21 vs Boise State	3/18/2021	L, 85-84
Had 7 or less assists	7 at [rv/rv] Evansville	11/18/2019	W, 59-57	5 UAPB	11/18/2017	W, 72-37
Had 6 or less assists	6 at UCF	2/24/2019	L, 95-48	5 UAPB	11/18/2017	W, 72-37
Had 5 or less assists	5 at UCF	2/17/2018	L, 52-37	5 UAPB	11/18/2017	W, 72-37
Had 4 or less assists	3 UAB	2/15/2012	L, 47-28	4 vs. [RV/-] Texas A&M	11/30/2013	W, 55-52
Had 13 blocks	13 (Ties SMU Record) Midwestern State	12/29/2014	W, 70-61	11 Tulane	1/24/2007	W, 55-53
Had 12 blocks	13 (Ties SMU Record) Midwestern State	12/29/2014	W, 70-61	11 Tulane	1/24/2007	W, 55-53
Had 11 blocks	11 [rv/rv] Cincinnati	1/7/2016	W, 59-57	9 at Memphis	12/27/2016	W, 58-54
Had 10 blocks	10 Sam Houston	11/24/2021	W, 75-66	8 McNeese	11/9/2021	W, 86-62
Had 9 blocks	10 Sam Houston	11/24/2021	W, 75-66	0 at Tulsa	2/3/2021	W, 65-63
Had 8 blocks	10 Sam Houston	11/24/2021	W, 75-66	0 (0-0) at Michigan	12/20/2014	W, 62-51
Had 0 blocks	0 at [12/12] Houston	3/7/2019	L, 90-79			
Had 0 combined blocks	0 (0-0) at Michigan	12/20/2014	W, 62-51			
Had 19 steals	19 Ark.-Pine Bluff	12/20/2004	W 87-50	17 [11/9] Louisville	3/5/2014	L, 84-71
Had 17 steals	17 Houston Baptist	12/2/2020	W, 102-75	15 at [20/20] Memphis	3/8/2014	L, 67-58
Had 15 steals	17 Houston Baptist	12/2/2020	W, 102-75	13 Jackson State	11/16/2019	W, 80-63
Had 13 steals	14 McNeese	11/9/2021	W, 86-62	12 Sam Houston	11/24/2021	W, 75-66
Had 12 steals	14 McNeese	11/9/2021	W, 86-62	3 at UCF	1/23/2021	W, 78-65
Had 3 or less steals	3 at [13/12] Oregon	11/12/2021	L, 86-63	2 at UCF	2/24/2019	L, 95-48
Had 2 or less steals	2 East Carolina	1/22/2020	W, 84-64	1 UTRGV	11/28/2017	W, 95-64
Had 1 or less steals	0 [21/17] Houston	1/16/2019	L, 69-58	0 at Houston	2/12/2015	W, 75-69
Had 0 steals	0 [21/17] Houston	1/16/2019	L, 69-58	+11 (17-6) [11/9] Louisville	3/5/2014	L, 84-71
Had +11 Steal Differential	+11 (13-2) East Carolina	2/1/2017	W, 86-46	+10 (12-2) [rv/rv] Cincinnati	1/7/2016	W, 59-57
Had +10 Steal Differential	+10 (17-7) Houston Baptist	12/2/2020	W, 102-75	+9 (12-3) at USF	3/7/2020	L, 61-60
Had +9 Steal Differential	+10 (17-7) Houston Baptist	12/2/2020	W, 102-75	8 Sam Houston	11/24/2021	W, 75-66
Had 8 or less turnovers	8 at [rv/rv] Houston	1/15/2020	L, 71-62	6 at USF	3/7/2020	L, 61-60
Had 7 or less turnovers	6 Hartford	11/27/2019	W, 90-58	6 at USF	3/7/2020	L, 61-60
Had 6 or less turnovers	6 Hartford	11/27/2019	W, 90-58	5 at Wichita State	1/30/2019	L, 85-83
Had 5 or less turnovers	4 at UCF	2/24/2019	L, 95-48	4 [21/17] Houston	1/16/2019	L, 69-58
Had 4 or less turnovers	4 at UCF	2/24/2019	L, 95-48	2 at Houston	2/13/2010	L, 66-60
Had 3 or less turnovers						
Had 26 or more turnovers	26 vs. #24 UAB	3/9/2006	L, 69-55	25 McMurry	11/11/2011	W, 78-49
Had 24 or more turnovers	25 Texas State	12/29/2007	W, 77-70	23 Western Carolina	11/14/2018	W, 98-65
Had 23 or more turnovers	23 [11/9] Louisville	3/5/2014	L, 84-71	+15 (11-26) vs. #24 UAB	3/9/2006	L, 69-55
Had +15 Turnover Differential	+16 (8-24) Wayland Baptist	11/24/2010	W, 65-32	+15 (11-26) vs. #24 UAB	3/9/2006	L, 69-55
Had +14 Turnover Differential	+14 (7-21) Northwestern State	11/15/2017	W, 81-35	+12 (6-18) at USF	3/7/2020	L, 61-60
Had +12 Turnover Differential	+12 (8-20) vs. [2/4] Arizona	11/23/2017	W, 66-60	+12 (6-18) at USF	3/7/2020	L, 61-60
Had +10 Turnover Differential	+12 (8-20) vs. [2/4] Arizona	11/23/2017	W, 66-60			
Had 40 3pt attempts				43 (18-43) at Houston	2/16/2008	L, 69-47
Had 37 3pt attempts	37 (10-37) UCF	2/10/2019	L, 71-65	38 (12-38) Cal Poly	12/19/2017	W, 84-64
Had 36 3pt attempts	36 (6-36) at Tulane	2/19/2020	L, 80-72	36 (14-36) Wichita State	3/1/2020	L, 66-62
Had 34 3pt attempts	36 (6-36) at Tulane	2/19/2020	L, 80-72	34 (10-34) Sam Houston	11/24/2021	W, 75-66
Had 30 3pt attempts	32 (11-32) ULM	11/28/2021	W, 74-67	34 (10-34) Sam Houston	11/24/2021	W, 75-66
Had 8 or less 3pt attempts	5 (0-5) vs. [rv/rv] Colorado	12/22/2015	W, 70-66	7 (5-7) Ark-Little Rock	11/12/2010	L, 57-47
Had 7 or less 3pt attempts	5 (0-5) vs. [rv/rv] Colorado	12/22/2015	W, 70-66	7 (5-7) Ark-Little Rock	11/12/2010	L, 57-47
Had 5 or less 3pt attempts	5 (0-5) vs. [rv/rv] Colorado	12/22/2015	W, 70-66	5 Southern Miss	2/4/2006	W, 58-53
Had 4 or less 3pt attempts	2 (0-2) at Tulsa	3/6/2013	W, 71-65			
Made 18 3-pointers				18 (18-43) at Houston	2/16/2008	L, 69-47
Made 16 3-pointers	16 (16-37) UC Riverside	11/20/2010	L, 73-69 ot	18 (18-43) at Houston	2/16/2008	L, 69-47
Made 15 3-pointers	15 (15-31) East Carolina	1/22/2020	W, 84-64	15 (15-35) at Vanderbilt	1/4/2020	W, 92-81 ot
Made 14 3-pointers	15 (15-31) East Carolina	1/22/2020	W, 84-64	14 (14-29) vs Boise State	3/18/2021	L, 85-84
Made 13 3-pointers	13 (13-25) Sam Houston	11/24/2021	W, 75-66	14 (14-29) vs Boise State	3/18/2021	L, 85-84
Made 12 3-pointers	13 (13-25) Sam Houston	11/24/2021	W, 75-66	14 (14-29) vs Boise State	3/18/2021	L, 85-84
Made 11 3-pointers	11 (11-32) ULM	11/28/2021	W, 74-67	14 (14-29) vs Boise State	3/18/2021	L, 85-84
Made 10 3-pointers	11 (11-32) ULM	11/28/2021	W, 74-67	10 (10-34) Sam Houston	11/24/2021	W, 75-66
Made 0 3-pointers	0 (0-5) vs. [rv/rv] Colorado	12/22/2015	W, 70-66	0 Southern Miss	1/10/2007	L, 57-56
Made 0 3-pointers (back-to-back)	Wyoming (0-5) & Tulsa (0-13)	1/2 & 1/6/2013	L, 59-56 & L, 48-47			
Shot 50% 3-pointers (min. 15 FGM)	53.6 (15-28) Cal Poly	12/19/2017	W, 84-64	50.0 (15-30) at Memphis	2/20/2010	L, 76-63
Shot 70% 3-pointers (min. 10 FGM)	71.4 (10-14) McNeese State	12/22/2013	W, 88-59	71.4 (10-14) vs. [RV/RV] Virginia	11/29/2013	L, 76-73
Shot 60% 3-pointers (min. 10 FGM)	67.7 (10-15) at Tulsa	12/29/2015	W, 81-69			
Shot 55% 3-pointers (min. 10 FGM)	58.8 (10-17) vs Boise State	3/18/2021	L, 85-84	56.5 (13-23) [11/9] Louisville	3/5/2014	L, 84-71
Shot 52% 3-pointers (min. 10 FGM)	52.0 (13-25) Sam Houston	11/24/2021	W, 75-66	54.2 (13-14) Southern Miss	11/11/2018	L, 74-64
Shot 50% 3-pointers (min. 10 FGM)	52.0 (13-25) Sam Houston	11/24/2021	W, 75-66	51.9 (14-27) Georgetown	12/7/2019	L, 91-74
Shot 72% 3-pointers (min. 5 FGM)	72.7 (8-11) Rider	11/21/2012	W, 83-70	71.4 (10-14) vs. [RV/RV] Virginia	11/29/2013	L, 76-73
Shot 70% 3-pointers (min. 5 FGM)	71.4 (10-14) McNeese State	12/2/2013	W, 88-59	71.4 (10-14) vs. [RV/RV] Virginia	11/29/2013	L, 76-73
Shot 60% 3-pointers (min. 5 FGM)	67.7 (10-15) at Tulsa	12/29/2015	W, 81-69	71.4 (10-14) vs. [RV/RV] Virginia	11/29/2013	L, 76-73
Shot 56% 3-pointers (min. 5 FGM)	58.8 (10-17) vs Boise State	3/18/2021	L, 85-84	58.3 (7-12) Cincinnati	2/5/2015	L, 62-54
Shot 55% 3-pointers (min. 5 FGM)	58.8 (10-17) vs Boise State	3/18/2021	L, 85-84	58.3 (7-12) Cincinnati	2/5/2015	L, 62-54
Shot 53% 3-pointers (min. 5 FGM)	58.8 (10-17) vs Boise State	3/18/2021	L, 85-84	54.2 (13-14) Southern Miss	11/11/2018	L, 74-64
Shot 50% 3-pointers (min. 5 FGM)	52.0 (13-25) Sam Houston	11/24/2021	W, 75-66	51.9 (14-27) Georgetown	12/7/2019	L, 91-74
Had 54 FT attempts	54 (36-54) TCU	1/27/1996	W ot, 87-83			
Had 50 FT attempts	50 (34-50) at Texas State	1/2/2010	L, 91-86			
Had 45 FT attempts	50 (34-50) at Texas State	1/2/2010	L, 91-86	43 (31-43) at Tulane	2/19/2020	L, 80-72
Had 40 FT attempts	50 (34-50) at Texas State	1/2/2010	L, 91-86	43 (31-43) at Tulane	2/19/2020	L, 80-72
Had 38 FT attempts	38 (25-38) Eastern Michigan	11/13/2016	W, 91-64	43 (31-43) at Tulane	2/19/2020	L, 80-72
Had 37 FT attempts	38 (25-38) Eastern Michigan	11/13/2016	W, 91-64	32 (24-32) at [6/6] Houston	1/31/2021	L, 70-48
Had 35 FT attempts	35 (26-35) UMBC	11/10/2017	W, 78-67	31 (20-31) vs Cincinnati	3/12/2021	L, 74-71
Had 32 FT attempts	35 (26-35) UMBC	11/10/2017	W, 78-67			
Had 30 FT attempts	30 (24-30) Georgetown	12/7/2019	L, 91-74			
Had 16 FT attempts (OT)	16 (12-16) Rice	1/21/2006	W, 80-69 ot			

Had 10 FT attempts (OT)	10 (9-10) Rice	2/23/2011	W, 76-66 ot
Had 8 or less FT attempts	6 (5-6) at Memphis	1/26/2021	L, 76-72
Had 7 or less FT attempts	6 (5-6) at Memphis	1/26/2021	L, 76-72
Had 6 or less FT attempts	6 (5-6) at Memphis	1/26/2021	L, 76-72
Had 4 or less FT attempts	3 (2-3) [23/22] Cincinnati	2/27/2019	L, 52-49
Had 2 or less FT attempts	2 (2-2) vs [8/8] Cincinnati	3/9/2018	L, 61-51
Had 1 or less FT attempts			
Had +30 FTA Differential	+36 (45-9) Prairie View A&M	12/20/2007	W, 57-49
Had +25 FTA Differential	+27 (37-10) vs. Missouri State	11/25/2012	W, 62-61
Had +24 FTA Differential	+24 (34-10) Temple	1/4/2017	W, 79-65
Had +22 FTA Differential	+24 (34-10) Temple	1/4/2017	W, 79-65
Had +20 FTA Differential	+20 (30-10) Georgetown	12/7/2019	L, 91-74
Had 25 FTA (in a half)	28 (22-28) - 2nd half Rider	11/21/2012	W, 83-70
Had 24 FTA (in a half)	24 (17-24) - 2nd half Temple	1/4/2017	W, 79-65
Had 22 FTA (in a half)	23 (19-23) - 2nd half at Tulane	2/19/2020	L, 80-72
Had 20 FTA (in a half)	21 (13-21) - 2nd half vs Cincinnati	3/12/2021	L, 74-71
Made 35 FTs	35 (35-41) Centenary	11/22/2005	W, 85-67
Made 33 FTs	33 (33-38) Memphis	1/30/2010	W, 70-60
Made 30 FTs	32 (32-38) Rice	2/23/2011	W, 76-66 ot
Made 27 FTs	28 (28-37) Memphis	1/30/2016	W, 80-68
Made 26 FTs	26 (26-35) UMBC	11/10/2017	W, 78-67
Made 25 FTs	25 (25-27) Jackson State	11/16/2019	W, 80-63
Made 5 or less FT	5 (5-6) at Memphis	1/26/2021	L, 76-72
Made 4 or less FT	3 (3-7) Wichita State	3/1/2020	L, 66-62
Made 3 or less FT	3 (3-7) Wichita State	3/1/2020	L, 66-62
Made 2 or less FT	2 (2-3) [23/22] Cincinnati	2/27/2019	L, 52-49
Made 1 or less FT			
Had +22 FTM Differential	+22 (30-8) Prairie View A&M	12/20/2007	L, 57-49
Had +20 FTM Differential	+21 (22-1) Louisiana Tech	12/31/2011	W, 73-65
Had +17 FTM Differential	+18 (25-7) Jackson State	11/16/2019	W, 80-63
Had +15 FTM Differential	+18 (25-7) Jackson State	11/16/2019	W, 80-63
Made 20 FTs (in a half)	22 (22-28) - 2nd half Rider	11/21/2012	W, 83-70
Shot 90% Fts (Min 20 FTM)	95.2 (20-21) vs. Alcorn State	12/22/2012	W, 67-52
Shot 95% Fts (Min 15 FTM)	100 (16-16) at UCF	3/4/2020	L, 61-58
Shot 90% Fts (Min 15 FTM)	95.0 (19-20) at ECU	2/8/2021	W, 71-56
Shot 100% FT (Min 10 FTM)	100 (16-16) at UCF	3/4/2020	L, 61-58
Shot 94% Fts (Min 10 FTM)	95.0 (19-20) at ECU	2/8/2021	W, 71-56
Shot 93% Fts (Min 10 FTM)	95.0 (19-20) at ECU	2/8/2021	W, 71-56
Shot 90% Fts (Min 10 FTM)	93.3 (14-15) at [13/12] Oregon	11/12/2021	L, 86-63
No players score 10+	0 at UCF	2/24/2019	L, 95-48
Eight players score 8+	8 Savannah State	12/19/2005	W, 89-46
(Bryan Hopkins 19, Donatas Rackauskas 12, Brian Epps 11, Brian Morris 11, Dez Willingham 11, Derrick Roberts 9, Ike Ofoegbu 8, Devon Pearson 8)	6 Hampton	12/17/2015	W, 105-72
Six double digit scorers	(Sterling Brown 23, Jordan Tolbert 20, Nic Moore 18, Ben Moore 16, Shake Milton 14, Jarrey Foster 14)		
Five double digit scorers	5 Northwestern State (Marcus Weathers 22, Kendric Davis 19, Emmanuel Bandomel 14, Zach Nutall 13, Stefan Todorovic 11)	11/15/2021	W, 95-48
Five 10+ scorers (2 straight gms)	5,5 A&M-Corpus Christi Houston Baptist	11/30/2020 12/2/2020	W, 91-54 W, 102-75
Five 10+ scorers (3 straight gms)	3 (5,5,5) at [20/20] TCU New Orleans [-/rv] Boise State	12/5/2017 12/13/2017 12/18/2017	L, 94-83 W, 79-66 W, 86-63
Four players score 15+	4 Georgia State	12/23/2019	W, 85-76
Three players score 18+	(Kendric Davis 18, Feron Hunt 18, Tyson Jolly 17, Isiaha Mike 15) 3 Houston Baptist	12/2/2020	W, 102-75
Three players score 15+	(Kendric Davis 20, Ethan Chargois 20, Feron Hunt 18) 3 vs Boise State	3/18/2021	L, 85-84
3 players 15+ pts, 5 straight games	(Kendric Davis 23, Tyson Jolly 17, Emmanuel Bandomel 16) 3, 3, 3, 4, 4 Tulane 2/15/17, at Houston 2/25, Tulsa 3/2, Memphis 3/4		
3 players 15+ pts, consecutive games	3, 3 [20/19] Houston 2/15/20, at Tulane 2/19/20		
Two 20 pts scorers	2 ULM (Kendric Davis 26, Emmanuel Bandomel 21)	11/28/2021	W, 74-67
Two 20 pts scorers in consecutive gms	2,2 at Vanderbilt 1/4/20 (W, 92-81 ot), UCF 1/8 (W, 81-74)		
Three 20 pt scorers	3 at TCU (Damon Hancock 28, Quinton Ross 22, Jeryl Sasser 20)	1/27/2001	
Two 25 pts scorers	2 at Tulsa (Bryan Hopkins 32, Eric Castro 28)	1/1/2005	W, 95-83 ot
Two 30 pt scorers	2 Arkansas (Ira Terrell 33, Sammy Hervey 31)	1/30/1973	
Three players with 10+ Rebounds	3 Nicholls (Jordan Tolbert 23, Ben Moore 15, Sterling Brown 11)	12/16/2015	W, 86-42
Two players with 10+ Rebounds	2 at USF (Isiaha Mike 12, Tyson Jolly 11)	3/7/2020	L, 61-60
Four players with 8+ Rebounds	4 at Temple (Ben Moore 12, Semi Ojeleye 10, Sterling Brown 9, Jarrey Foster 8)	2/9/2017	W, 66-50
Five players with 5+ Rebounds	5 Sam Houston	11/24/2021	W, 75-66
Six players with 5+ Rebounds	5 Northwestern State	12/3/2019	W, 77-51
5 w/ 5+ Rebs, consecutive games	(Everett Ray 7, Tyson Jolly 7, Feron Hunt 6, Isiaha Mike 6, Kendric Davis 6, Emmanuel Bandomel 5) 5, 5 Brown 11/29/15 W 77-69, at TCU 12/2 W 75-70, New Hampshire 12/5 W 98-44		
No players with 5+ rebounds	0 (Robert Nyakundi 4) at UTEP	1/14/2012	L, 70-64 ot
Eight players with 4+ rebounds	8 (4,4,4,4,6,7,7) UC Santa Barbara	11/22/2016	W, 84-57
Had 3 players with a double-double	3 Nicholls (Jordan Tolbert 18pts, 23rebs; Ben Moore 22pts,15rebs; Sterling Brown 10pts,11rebs)	12/16/2015	W, 86-42
Had 2 players with a double-double	2 Northwestern State (Marcus Weathers 22p/11r; Kendric Davis 19p/10a)	11/15/2021	W, 95-48

8 (5-8) ULM	11/28/2021	W, 74-67
7 (6-7) Wichita State	3/1/2020	L, 66-62
6 (5-6) Tulane	2/1/2020	W, 82-67
4 (4-4) East Carolina	1/28/2018	W, 86-61
2 (2-2) Tulsa	1/6/2013	L, 48-47
1 (1-1) at Houston	2/16/2011	W, 65-51
+26 (32-6) at Rice	3/4/2006	L, 68-66
+24 (33-9) at UAB	2/14/2009	L, 78-75
+22 (31-9) at Cincinnati	1/1/2014	L, 65-57
+22 (31-9) at Cincinnati	1/1/2014	L, 65-57
28 (18-28) - 2nd half vs Cincinnati	3/12/2021	L, 74-71
28 (18-28) - 2nd half vs Cincinnati	3/12/2021	L, 74-71
28 (18-28) - 2nd half vs Cincinnati	3/12/2021	L, 74-71
28 (18-28) - 2nd half vs Cincinnati	3/12/2021	L, 74-71
36 (36-40) at [5] Memphis	2/18/2009	L, 90-47
36 (36-40) at [5] Memphis	2/18/2009	L, 90-47
31 (31-43) at Tulane	2/19/2020	L, 80-72
31 (31-43) at Tulane	2/19/2020	L, 80-72
31 (31-43) at Tulane	2/19/2020	L, 80-72
31 (31-43) at Tulane	2/19/2020	L, 80-72
5 (5-8) ULM	11/28/2021	W, 74-67
4 (4-5) USF	2/7/2019	L, 67-66
3 (3-4) [rv/rv] Cincinnati	1/7/2016	W, 59-57
2 (2-2) Tulsa	1/6/2013	L, 48-47
1 (1-4) Louisiana Tech	12/31/2011	W, 73-65
+23 (33-4) at UAB	2/14/2009	L, 78-75
+20 (36-16) at [5] Memphis	2/18/2009	L, 90-47
+18 (23-5) at Tulsa	2/1/2018	L, 76-67
+18 (23-5) at Tulsa	2/1/2018	L, 76-67
90.0 (36-40) at [5] Memphis	2/18/2009	L, 90-47
94.4 (17-18) East Carolina	2/23/2013	L, 72-69
90.0 (18-20) at Tulane	1/4/2018	L, 73-70
100 (11-11) vs LMU	11/22/2021	L, 76-70
100 (11-11) vs LMU	11/22/2021	L, 76-70
100 (11-11) vs LMU	11/22/2021	L, 76-70
100 (11-11) vs LMU	11/22/2021	L, 76-70
0 A&M-Corpus Christi	11/30/2020	W, 91-54
5 vs Boise State	3/18/2021	L, 85-84
5, 5 at Memphis	1/19/2019	L, 83-61
Tulane	1/26/2019	W, 85-75
4 [11/9] Louisville	3/5/2014	L, 84-71
(Russ Smith 26, Chris Jones 21, Montrezl Harrell 19, Luke Hancock 15)		
3 (19,19,19) UCF	1/8/2020	W, 81-74
3 (19, 18, 18) at [13/12] Oregon	11/12/2021	L, 86-63
2 at Temple	2/8/2020	L, 97-90 ot
(Quinton Rose 25, Monty Scott 22))		
3 Rice	3/5/2005	L, 80-75 2ot
(Michael Harris 23, Jason McKrieth 22, J.R. Harrison 21)		
2 Houston	1/16/2008	L, 99-71
(Marvin Kilgore 28, Stefon Jackson 27)		
2 Texas Tech	1/21/1995	
(Jason Sasser 30, Mark Davis 30)		
3 at UCF	2/24/2019	L, 95-48
3 at UCF	2/24/2019	L, 95-48
5 vs Missouri	11/21/2021	L, 80-75 ot
0 (2 with 4 rebs) A&M-Corpus Christi	11/30/2020	W, 91-54
2 Southeastern Louisiana	11/18/2021	W, 78-61

2	[25/rv] Houston (Rob Gray 9, Galen Robinson Jr. 7)	2/28/2018	L, 69-56
2	[25/rv] Houston (Rob Gray 9, Galen Robinson Jr. 7)	2/28/2018	L, 69-56
2	(10, 7) Georgetown	12/7/2019	L, 91-74
6	at East Carolina	1/11/2020	L, 71-68
5	UNLV	12/1/2021	W, 83-64

The Last Time...

Individual	SMU	Player	Opponent	Date	Result	Opp	Player	Opponent	Date	Result
Scored 50 pts	51	Gene Phillips	at Texas	3/2/1971	L, 96-88					
Scored 44 pts	51	Gene Phillips	at Texas	3/2/1971	L, 96-88	44	Jeff Webster	Oklahoma	2/2/1994	
Scored 40 pts	51	Gene Phillips	at Texas	3/2/1971	L, 96-88	40	Morris Almond	at Rice	3/4/2006	L, 68-66
Scored 39 pts	39	Jeryl Sasser	at UTEP	1/22/2001	L, 83-69	40	Morris Almond	at Rice	3/4/2006	L, 68-66
Scored 36 pts	36	Semi Ojeleye	vs. East Carolina	3/10/2017	W, 81-77	36	Zach Nutall	Sam Houston State	11/25/2020	W, 97-67
Scored 35 pts	35	Kendric Davis	vs Cincinnati	3/12/2021	L, 74-71	36	Zach Nutall	Sam Houston State	11/25/2020	W, 97-67
Scored 34 pts	35	Kendric Davis	vs Cincinnati	3/12/2021	L, 74-71	34	Kameron Gibson	Western Carolina	11/14/2018	W, 98-65
Scored 30 pts	35	Kendric Davis	vs Cincinnati	3/12/2021	L, 74-71	34	Kameron Gibson	Western Carolina	11/14/2018	W, 98-65
Scored 29 pts	29	Kendric Davis	vs Missouri	11/21/2021	L, 80-75 ot	29	Aaron Nesmith	at Vanderbilt	1/4/2020	W, 92-81 ot
Scored 28 pts	29	Kendric Davis	vs Missouri	11/21/2021	L, 80-75 ot	28	Jarron Cumberland	at Cincinnati	1/28/2020	L, 65-43
Scored 26 pts	29	Kendric Davis	vs Missouri	11/21/2021	L, 80-75 ot	26	Teshaun Hightower	at Tulane	2/19/2020	L, 80-72
Scored 25 pts	26	Kendric Davis	ULM	11/28/2021	W, 74-67	25	Dexter Dennis	Wichita State	3/1/2020	L, 66-62
Scored 25 pts (1st half)	25	Bryan Hopkins	TCU	12/30/2005	W, 52-49					
Scored 20 pts (1st half)	22	Jimmy Whitt Jr.	Cornell	12/22/2018	W, 81-53	20 (30)	Dominique Morrison	at Oral Roberts	11/21/2011	L, 62-56
Scored 25 pts (2nd half)	27 (35)	Kendric Davis	vs Cincinnati	3/12/2021	L, 74-71	26 (33)	Ricky Tarrant	at Tulane	1/25/2012	L, 80-74
Scored 24 pts (2nd half)	27 (35)	Kendric Davis	vs Cincinnati	3/12/2021	L, 74-71	26 (33)	Ricky Tarrant	at Tulane	1/25/2012	L, 80-74
Scored 23 pts (2nd half)	27 (35)	Kendric Davis	vs Cincinnati	3/12/2021	L, 74-71	26 (33)	Ricky Tarrant	at Tulane	1/25/2012	L, 80-74
Scored 22 pts (2nd half)	27 (35)	Kendric Davis	vs Cincinnati	3/12/2021	L, 74-71	22 (34)	Kameron Gibson	Western Carolina	11/14/2018	W, 98-65
Scored 20 pts (2nd half)	27 (35)	Kendric Davis	vs Cincinnati	3/12/2021	L, 74-71	21 (36)	Zach Nutall	Sam Houston State	11/25/2020	W, 97-67
Scored 30 pts (as FR)	32	Paul McCoy	TAMU-CC	12/31/2008	W, 92-62					
Scored 25 pts (as FR)	29	Paul McCoy	at UAB	2/14/2009	L, 78-75					
Scored 24 pts (as FR)	24	Shake Milton	at Tulsa	12/29/2015	W, 81-69					
Scored 23 pts (as FR)	23	Ethan Chargois	ULM	11/12/2017	W, 83-65					
Scored 20 pts (as FR)	21	Ethan Chargois	vs Western Ky.	11/24/2017	L, 63-61					
Led team in scoring (as FR)	21	Ethan Chargois	vs Western Ky.	11/24/2017	L, 63-61					
Had 55% or more of team pts.						58.8 (40of68)	Morris Almond	at Rice	3/4/2006	L, 68-66
Had 53% or more of team pts.						53.7 (36of67)	Zach Nutall	Sam Houston State	11/25/2020	W, 97-67
Had 50% or more of team pts. previous	55.1 (27 of 49)	Jahmal McMurray	[23/22] Cincinnati	2/27/2019	L, 52-49	53.7 (36of67)	Zach Nutall	Sam Houston State	11/25/2020	W, 97-67
	51.9 (27 of 52)	Bryan Hopkins	TCU	12/30/2005	W, 52-49					
Had 25 rebounds	26	Ira Terrell	New Mexico St.	12/16/1975						
Had 20 rebounds	23	Jordan Tolbert	Nicholls	12/16/2015	W, 86-42	20	Tacko Fall	at UCF	2/24/2019	L, 95-48
	previous: 21	Papa Dia	at Northern Iowa	3/21/2011	W, 57-50					
Had 18 rebounds	19	Jordan Tolbert	Hampton	12/17/2015	W, 105-72	19	Justin Gorham	[5/5] Houston	1/3/2021	L, 74-60
Had 17 rebounds	19	Jordan Tolbert	Hampton	12/17/2015	W, 105-72	17	Justin Gorham	at [6/6] Houston	1/31/2021	L, 70-48
Had 16 rebounds	19	Jordan Tolbert	Hampton	12/17/2015	W, 105-72	17	Justin Gorham	at [6/6] Houston	1/31/2021	L, 70-48
Had 15 rebounds	19	Jordan Tolbert	Hampton	12/17/2015	W, 105-72	17	Justin Gorham	at [6/6] Houston	1/31/2021	L, 70-48
Had 15+ rebs, back-to-back	23,19	Jordan Tolbert	Nicholls 12/16/15 (W), Hampton 12/17 (W)							
Had 12 rebs (1st half)	12 (21)	Papa Dia	at Northern Iowa	3/21/2011	W, 57-50	16 (20)	Tacko Fall	at UCF	2/24/2019	L, 95-48
Had 11 rebs (1st half)	11 (14)	Feron Hunt	at USF	3/10/2019	W, 77-71	16 (20)	Tacko Fall	at UCF	2/24/2019	L, 95-48
Had 10 rebs (1st half)	11 (14)	Feron Hunt	at USF	3/10/2019	W, 77-71	16 (20)	Tacko Fall	at UCF	2/24/2019	L, 95-48
Had 12 rebs (2nd half)	12 (23)	Jordan Tolbert	Nicholls	12/16/2015	W, 86-42	13 (19)	Justin Gorham	[5/5] Houston	1/3/2021	L, 74-60
Had 11 rebs (2nd half)	12 (23)	Jordan Tolbert	Nicholls	12/16/2015	W, 86-42	11 (17)	Justin Gorham	at [6/6] Houston	1/31/2021	L, 70-48
Had 10 rebs (2nd half)	12 (23)	Jordan Tolbert	Nicholls	12/16/2015	W, 86-42	11 (17)	Justin Gorham	at [6/6] Houston	1/31/2021	L, 70-48
Had 13 rebounds (as FR)	14	Feron Hunt	at USF	3/10/2019	W, 77-71					
Had 10 rebounds (as FR)	14	Feron Hunt	at USF	3/10/2019	W, 77-71					
Had 9 Off. Rebounds	9 (11)	Isiaha Mike	at Temple	2/13/2019	L, 82-74	9 (19)	Justin Gorham	[5/5] Houston	1/3/2021	L, 74-60
Had 8 Off. Rebounds	9 (11)	Isiaha Mike	at Temple	2/13/2019	L, 82-74	9 (19)	Justin Gorham	[5/5] Houston	1/3/2021	L, 74-60
Had 7 Off. Rebounds	7 (12)	Feron Hunt	[5/5] Houston	1/3/2021	L, 74-60	7 (13)	Tristan Ikpe	Sam Houston	11/24/2021	W, 75-66
Had 17 Assists	17	Gerald Lewis	Texas	3/6/1993	W, 96-80					
Had 15 Assists	17	Gerald Lewis	Texas	3/6/1993	W, 96-80					
Had 13 Assists	14	Kendric Davis	Cincinnati	1/7/2021	L, 76-69					
Had 12 Assists	12	Kendric Davis	vs Boise State	3/18/2021	L, 85-84	12	David DeJulius	Cincinnati	1/7/2021	L, 76-69
Had 10 Assists	10	Kendric Davis	Northwestern State	11/15/2021	W, 95-48	12	David DeJulius	Cincinnati	1/7/2021	L, 76-69
Had 9 steals	9	Bryan Hopkins	San Jose St.	2/10/2005	W, 66-46					
Had 8 steals	9	Bryan Hopkins	San Jose St.	2/10/2005	W, 66-46					
Had 7 steals	7	Nic Moore	Texas Southern	11/26/2014	W, 72-59	7	Will Cummings	[RV/-] Temple	2/19/2015	W, 67-58
Had 6 steals	6	Kendric Davis	Houston Baptist	12/2/2020	W, 102-75	6	DeAndre Haywood	Delaware State	12/4/2016	W, 74-60
Had 5 steals	6	Kendric Davis	Houston Baptist	12/2/2020	W, 102-75	5	Barndon Rachal	at Tulsa	2/3/2021	W, 65-63
Made 20 FGs	20	Gene Phillips	at Texas	3/2/1971	L, 96-88					
Made 14 FGs	14 (14-17)	Jahmal McMurray	Western Carolina	11/14/2018	W, 98-65	14	Morris Almond	at Rice	3/4/2006	L, 68-66
Made 12 FGs	12 (12-19)	Jimmy Whitt Jr.	vs [24/23] Cincinnati	3/15/2019	L, 82-74	12 (12-23)	Zach Nutall	Sam Houston State	11/25/2020	W, 97-67
Made 11 FGs	11 (11-15)	Kendric Davis	Sam Houston State	11/25/2020	W, 97-67	12 (12-23)	Zach Nutall	Sam Houston State	11/25/2020	W, 97-67
Made 10 FGs	10 (10-15)	Kendric Davis	vs Missouri	11/21/2021	L, 80-75 ot	10 (10-15)	Kendal Coleman	Northwestern State	11/15/2021	W, 95-48
38 FGA	38	Gene Phillips	at Texas	3/2/1971	L, 96-88					
30 FGA	38	Gene Phillips	at Texas	3/2/1971	L, 96-88					
26 FGA						26 (8-26)	Tamir Jackson	Rice	2/27/2013	W, 67-55
25 FGA	25 (12-25)	Jahmal McMurray	Memphis	2/14/2018	L, 70-67	26 (8-26)	Tamir Jackson	Rice	2/27/2013	W, 67-55

23 FGA	25 (12-25)	Jahmal McMurray	Memphis	2/14/2018	L, 70-67	24 (8-24)	Savion Flagg	Sam Houston	11/24/2021	W, 75-66
21 FGA	22 (8-22)	Jahmal McMurray	[rv/-] TCU	12/5/2018	L, 67-59	24 (8-24)	Savion Flagg	Sam Houston	11/24/2021	W, 75-66
20 FGA	20 (10-20)	Isiaha Mike	at Georgia	12/20/2019	L, 87-85 (2OT)	24 (8-24)	Savion Flagg	Sam Houston	11/24/2021	W, 75-66
Shot 100% (10 FGM)	100 (10-10)	Markus Kennedy	[22/22] Memphis	2/1/2014	W, 87-72	91.7 (11-12)	Phil Martin	UC Riverside	11/20/2010	L, 73-69 ot
Shot 91% (10 FGM)	91.7 (11-12)	Jordan Tolbert	Michigan	12/8/2015	W, 82-58	91.7 (11-12)	Phil Martin	UC Riverside	11/20/2010	L, 73-69 ot
Shot 90% (10 FGM)	90.9 (10-11)	Sterling Brown	Hampton	12/17/2015	W, 105-72	91.7 (11-12)	Phil Martin	UC Riverside	11/20/2010	L, 73-69 ot
Shot 75% (10 FGM)	82.3 (14-17)	Jahmal McMurray	Western Carolina	11/14/2018	W, 98-65	78.6 (11-14)	Tacko Fall	at UCF	2/24/2019	L, 95-48
Shot 100% (8 FGM)	100 (9-9)	Semi Ojeleye	Tulsa	3/2/2017	W, 93-70	100 (8-8)	Devin Coleman	at Temple	1/24/2016	L, 89-80
Shot 75% (8 FGM)	88.9 (8-9)	Feron Hunt	Connecticut	2/12/2020	W, 79-75	100 (8-8)	Devin Coleman	at Temple	1/24/2016	L, 89-80
Shot 100% (7 FGM)	100 (9-9)	Semi Ojeleye	Tulsa	3/2/2017	W, 93-70	100 (8-8)	Devin Coleman	at Temple	1/24/2016	L, 89-80
Shot 90% (7 FGM)	90.0 (9-10)	Jimmy Whitt Jr.	vs Wright State	11/21/2018	W, 77-76	100 (8-8)	Devin Coleman	at Temple	1/24/2016	L, 89-80
Shot 88% (7 FGM)	88.9 (8-9)	Feron Hunt	Connecticut	2/12/2020	W, 79-75	88.9 (8-9)	Gary Clark	at 22/22 Cincinnati	1/12/2017	L, 66-64
Shot 85% (7 FGM)	88.9 (8-9)	Feron Hunt	Connecticut	2/12/2020	W, 79-75	87.5 (7-8)	Kenrich Williams	at [20/20] TCU	12/5/2017	L, 94-83
Shot 80% (7 FGM)	88.9 (8-9)	Feron Hunt	Connecticut	2/12/2020	W, 79-75	80.0 (8-10)	Teshaun Hightower	at Tulane	2/19/2020	L, 80-72
Shot 75% (7 FGM)	77.8 (7-8)	Feron Hunt	Memphis	1/28/2021	W, 67-65	77.8 (7-9)	Antun Maricevic	at USF	3/7/2020	L, 61-60
Shot 100% (6 FGM)	100 (6-6)	Ben Emelogu II	Cal Poly	12/19/2017	W, 84-64	100 (6-6)	Justin Jenifer	vs [24/23] Cincinnati	3/15/2019	L, 82-74
Shot 100% (5 FGM)	100 (6-6)	Ben Emelogu II	Cal Poly	12/19/2017	W, 84-64	100 (6-6)	Justin Jenifer	vs [24/23] Cincinnati	3/15/2019	L, 82-74
Shot 90% (5 FGM)	90.0 (9-10)	Jimmy Whitt Jr.	vs Wright State	11/21/2018	W, 77-76	100 (6-6)	Justin Jenifer	vs [24/23] Cincinnati	3/15/2019	L, 82-74
Shot 86% (5 FGM)	88.9 (8-9)	Feron Hunt	Connecticut	2/12/2020	W, 79-75	100 (6-6)	Justin Jenifer	vs [24/23] Cincinnati	3/15/2019	L, 82-74
Shot 85% (5 FGM)	85.7 (6-7)	Jahmar Young	vs LMU	11/22/2021	L, 76-70	100 (6-6)	Justin Jenifer	vs [24/23] Cincinnati	3/15/2019	L, 82-74
Shot 80% (5 FGM)	83.3 (5-6)	Tristan Clark	UNLV	12/1/2021	W, 83-64	83.3 (5-6)	Ronnie DeGray III	vs Missouri	11/21/2021	L, 80-75 ot
Shot 75% (5 FGM)	83.3 (5-6)	Tristan Clark	UNLV	12/1/2021	W, 83-64	83.3 (5-6)	Ronnie DeGray III	vs Missouri	11/21/2021	L, 80-75 ot
Made 10 3FG						10 (10-16)	James Woodard	[RV/-] Tulsa	3/8/2015	W, 67-62
Made 9 3FG	9 (9-19)	Jahmal McMurray	Memphis	2/14/2018	L, 70-67	9 (9-11)	Bryce Alford	vs. UCLA	3/19/2015	L, 60-59
Made 8 3FG	9 (9-19)	Jahmal McMurray	Memphis	2/14/2018	L, 70-67	8 (8-13)	Aaron Nesmith	at Vanderbilt	1/4/2020	W, 92-81 ot
Made 7 3FG	7 (7-11)	Jahmal McMurray	vs Wright State	11/21/2018	W, 77-76	7 (7-14)	Dexter Dennis	Wichita State	3/1/2020	L, 66-62
Made 6 3FG	6 (6-14)	Jahmal McMurray	[23/22] Cincinnati	2/27/2019	L, 52-49	6 (6-12)	Zach Nutall	Sam Houston State	11/25/2020	W, 97-67
Made 5 3FG	5 (5-7)	Zach Nutall	vs LMU	11/22/2021	L, 76-70	5 (5-8)	Joe Quintana	vs LMU	11/22/2021	L, 76-70
17 3FGA	19 (9-19)	Jahmal McMurray	Memphis	2/14/2018	L, 70-67	17 (8-17)	Robert Vaden	UAB	2/23/2008	L, 73-59
16 3FGA	19 (9-19)	Jahmal McMurray	Memphis	2/14/2018	L, 70-67	16 (10-16)	James Woodard	[RV/-] Tulsa	3/8/2015	W, 67-62
15 3FGA	19 (9-19)	Jahmal McMurray	Memphis	2/14/2018	L, 70-67	15 (2-15)	Bryan Robinson	New Orleans	11/12/2019	W, 77-64
13 3FGA	14 (6-14)	Jahmal McMurray	[23/22] Cincinnati	2/27/2019	L, 52-49	14 (7-14)	Dexter Dennis	Wichita State	3/1/2020	L, 66-62
12 3FGA	12 (5-12)	Isiaha Mike	at Georgia	12/20/2019	L, 87-85 (2OT)	12 (6-12)	Zach Nutall	Sam Houston State	11/25/2020	W, 97-67
11 3FGA	12 (5-12)	Isiaha Mike	at Georgia	12/20/2019	L, 87-85 (2OT)	12 (6-12)	Zach Nutall	Sam Houston State	11/25/2020	W, 97-67
10 3FGA	10 (2-10)	Isiaha Mike	at Tulane	2/19/2020	L, 80-72	10 (5-10)	Brendan Barry	at Temple	12/30/2020	W, 79-71
Shot 60% (10 3FGM)						62.5 (10-16)	James Woodard	[RV/-] Tulsa	3/8/2015	W, 67-62
Shot 60% (9 3FGM)						81.8 (9-11)	Bryce Alford	vs. UCLA	3/13/2015	L, 60-59
Shot 80% (8 3FGM)						81.8 (9-11)	Bryce Alford	vs. UCLA	3/13/2015	L, 60-59
Shot 70% (8 3FGM)	72.7 (8-11)	Nic Moore	Houston	1/24/2015	W, 80-59	72.7 (8-11)	Kameron Gibson	Western Carolina	11/14/2018	W, 98-65
Shot 80% (7 3FGM)	87.5 (7-8)	Shake Milton	at Tulsa	12/29/2015	W, 81-69	100 (7-7)	Devin Coleman	at Temple	1/24/2016	L, 89-80
Shot 75% (7 3FGM)	87.5 (7-8)	Shake Milton	at Tulsa	12/29/2015	W, 81-69	77.8 (7-9)	Armoni Brooks	at [rv/rv] Houston	2/8/2018	L, 67-58
Shot 70% (7 3FGM)	87.5 (7-8)	Shake Milton	at Tulsa	12/29/2015	W, 81-69	72.7 (8-11)	Kameron Gibson	Western Carolina	11/14/2018	W, 98-65
Shot 100% (5 3FGM)	100 (5-5)	Isiaha Mike	Tulane	1/26/2019	W, 85-75	100 (5-5)	Justin Jenifer	vs [24/23] Cincinnati	3/15/2019	L, 82-74
Shot 70% (5 3FGM)	71.4 (5-7)	Zach Nutall	vs LMU	11/22/2021	L, 76-70	71.4 (5-7)	Jeremiah Davenport	vs Cincinnati	3/12/2021	L, 74-71
Shot 100% (4 3FGM)	100 (5-5)	Isiaha Mike	Tulane	1/26/2019	W, 85-75	100 (5-5)	Justin Jenifer	vs [24/23] Cincinnati	3/15/2019	L, 82-74
Shot 75% (4 3FGM)	100 (5-5)	Isiaha Mike	Tulane	1/26/2019	W, 85-75	80.0 (4-5)	Justin Webster	UNLV	12/1/2021	W, 83-64
Shot 70% (4 3FGM)	71.4 (5-7)	Zach Nutall	vs LMU	11/22/2021	L, 76-70	80.0 (4-5)	Justin Webster	UNLV	12/1/2021	W, 83-64
Shot 100% (3 3FGM)	100 (3-3)	Stefan Todorovic	Sam Houston	11/24/2021	W, 75-66	100 (5-5)	Justin Jenifer	vs [24/23] Cincinnati	3/15/2019	L, 82-74
	100 (3-3)	Michael Weathers	Sam Houston	11/24/2021	W, 75-66					
Shot 70% (3 3FGM)	75.0 (3-4)	Jalen Smith	UNLV	12/1/2021	W, 83-64	80.0 (4-5)	Justin Webster	UNLV	12/1/2021	W, 83-64
Made 20 FTs	22	Jan Loudermilk	TCU	2/24/1962						
Made 14 FTs	14 (14-15)	Derek Williams	Memphis	1/30/2010	W, 70-60	14 (14-15)	Ray Lee	Eastern Michigan	11/13/2016	W, 91-64
Made 13 FTs	13 (13-17)	Kendric Davis	vs Cincinnati	3/12/2021	L, 74-71	14 (14-15)	Ray Lee	Eastern Michigan	11/13/2016	W, 91-64
Made 12 FTs	13 (13-17)	Kendric Davis	vs Cincinnati	3/12/2021	L, 74-71	14 (14-15)	Ray Lee	Eastern Michigan	11/13/2016	W, 91-64
Made 11 FTs	13 (13-17)	Kendric Davis	vs Cincinnati	3/12/2021	L, 74-71	11 (11-13)	Jayden Gardner	at ECU	2/8/2021	W, 71-56
Made 10 FTs	10 (10-12)	Kendric Davis	Southeastern La.	11/18/2021	W, 78-61	11 (11-13)	Jayden Gardner	at ECU	2/8/2021	W, 71-56
Att. 24 Fts	24	Jan Loudermilk	TCU	2/24/1962						
Att. 20 Fts	24	Jan Loudermilk	TCU	2/24/1962						
Att. 17 Fts	17	Kendric Davis	vs Cincinnati	3/12/2021	L, 74-71	17 (13-17)	Danuel House	at Houston	1/9/2013	L, 78-67
Att. 16 Fts	17	Kendric Davis	vs Cincinnati	3/12/2021	L, 74-71	16 (11-16)	Christion Thompson	at Tulane	2/19/2020	L, 80-72
Att. 15 Fts	17	Kendric Davis	vs Cincinnati	3/12/2021	L, 74-71	15 (11-15)	David Collins	at USF	3/7/2020	L, 61-60
Att. 14 Fts	17	Kendric Davis	vs Cincinnati	3/12/2021	L, 74-71	15 (11-15)	David Collins	at USF	3/7/2020	L, 61-60
Att. 13 Fts	17	Kendric Davis	vs Cincinnati	3/12/2021	L, 74-71	13 (11-13)	Jayden Gardner	at ECU	2/8/2021	W, 71-56
Att. 12 Fts	12 (10-12)	Kendric Davis	Southeastern La.	11/18/2021	W, 78-61	13 (11-13)	Jayden Gardner	at ECU	2/8/2021	W, 71-56
100% FTs (min 10 FTM)	100 (10-10)	Tyson Jolly	[20/19] Houston	2/15/2020	W, 73-72 ot	11 (11-11)	Alandise Harris	at Arkansas	11/18/2013	L, 89-78
100% FTs (min 9 FTM)	100 (10-10)	Tyson Jolly	[20/19] Houston	2/15/2020	W, 73-72 ot	100 (9-9)	Norman Powell	vs. UCLA	3/19/2015	L, 60-59
100% FTs (min 8 FTM)	100 (8-8)	Kendric Davis	ULM	11/28/2021	W, 74-67	100 (8-8)	T.J. Atwood	Lamar	11/27/2018	W, 79-65
100% FTs (min 7 FTM)	100 (8-8)	Kendric Davis	ULM	11/28/2021	W, 74-67	100 (7-7)	Amari Davis	vs Missouri	11/21/2021	L, 80-75 ot
100% FTs (min 6 FTM)	100 (6-6)	Kendric Davis	UNLV	12/1/2021	W, 83-64	100 (7-7)	Amari Davis	vs Missouri	11/21/2021	L, 80-75 ot

Had 9 blocks (SMU record)	9	Yanick Moreira	Midwestern State	12/29/2014	W, 70-61
Had 8 blocks	9	Yanick Moreira	Midwestern State	12/29/2014	W, 70-61
Had 7 blocks	9	Yanick Moreira	Midwestern State	12/29/2014	W, 70-61
Had 6 blocks	9	Yanick Moreira	Midwestern State	12/29/2014	W, 70-61
Had 5 blocks	5	Yor Anei	at Temple	12/30/2020	W, 79-71
Had 5 blocks (1st half)	5 (9 total)	Yanick Moreira	Midwestern State	12/29/2014	W, 70-61
Had 4 blocks (1st half)	4 (5 total)	Yor Anei	at Temple	12/30/2020	W, 79-71
Had 5 blocks (2nd half)	5 (6 total)	Cannen Cunningham	[RV/RV] Memphis	2/6/2013	L, 60-52
Had 4 blocks (2nd half)	4 (4 total)	Ethan Chargois	New Orleans	12/13/2017	W, 79-66
Had a triple double	12p/10r/10a	Jimmy Whitt Jr.	McNeese	11/29/2018	W, 91-59
Had 18+ pts & rebs	20pts, 19 rebs	Jordan Tolbert	Hampton	12/17/2015	W, 105-72
Had 16+ pts & rebs	20pts, 19 rebs	Jordan Tolbert	Hampton	12/17/2015	W, 105-72
Had 15+ pts & rebs	20pts, 19 rebs	Jordan Tolbert	Hampton	12/17/2015	W, 105-72
Had 15+ pts & rebs, 2 gms	18p,23r; 20,19	Jordan Tolbert	Nicholls 12/16/15 (W), Hampton 12/17 (W)		
Had 30+points, 10+ rebs	36 pts, 12 reb	Semi Ojeleye	vs. East Carolina	3/10/2017	W, 81-77
Previous	30 pts, 10 reb	Semi Ojeleye	at Temple	2/9/2017	W, 66-50
Had 25+points, 10+ rebs	25 pts, 14 reb	Tyson Jolly	Temple	1/18/2020	W, 68-52
Had 21+ pts & 15+ rebs	20pts, 19 rebs	Jordan Tolbert	Hampton	12/17/2015	W, 105-72
Had 20+ pts & 15+ rebs	20pts, 19 rebs	Jordan Tolbert	Hampton	12/17/2015	W, 105-72
Had 30+points, 9+ assists	33 pts, 9 ast	Jon Killen	UTEP	3/1/2008	W, 99-96 2ot
Had 25+points, 10+ assists	25 pts, 11 ast	Nic Moore	[rv/rv] Gonzaga	2/13/2016	W, 69-60
Had 30+points, 5+ assists	33 pts, 5 ast	Kendric Davis	Sam Houston State	11/25/2020	W, 97-67
Previous	33 pts, 5 ast	Shake Milton	at [7/4] Wichita State	1/17/2018	W, 83-78
Had 25+points, 5+ assists	26 pts, 7 ast	Kendric Davis	ULM	11/28/2021	W, 74-67
Had 25+points, 5+ steals	32 pts, 5 stl	Paul McCoy	TAMU-CC	12/31/2008	W, 92-62
Triple-Double	12p, 10a, 10r	Jimmy Whitt Jr.	McNeese	11/29/2018	W, 91-59
Dbl-Dbl (pts, asts)	19p, 10a	Kendric Davis	Northwestern State	11/15/2021	W, 95-48
10+ assists/0 turnovers	13 ast, 0 to	Kendric Davis	Houston Baptist	12/2/2020	W, 102-75
8+ assists/0 turnovers	8ast, 0 to	Kendric Davis	Temple	1/11/2021	W, 79-68
Led or co-led team in pts, rebs, asts, stls & blks		Kendric Davis	ULM	11/28/2021	W, 74-67
Led or co-led team in pts, rebs, asts, & stls		(26 points, 7 rebounds, 7 assists, 1 steal)			
Led or co-led team in pts, rebs, stls, & blocks		Tyson Jolly	Temple	1/18/2020	W, 68-52
Led or co-led team in pts, rebs, asts, & blocks		(25 points, 14 rebounds, 2 steals, 2 blocks - w/ 2 assists)			
Had double double (as FR)	17 pts, 14 rebs	Feron Hunt	at USF	3/10/2019	W, 77-71
Had double double (at half)	10pts, 10reb	Jordan Tolbert	Hampton	12/17/2015	W, 105-72
12+pts & 12+ rebs (at half)	15pts, 12reb	Papa Dia	at Northern Iowa	3/21/2011	W, 57-50
Had two technicals-player		Sterling Brown	vs. [-/rv] Pittsburgh	11/17/2016	W, 76-67
Had two technicals-coach		Matt Doherty	at UTEP	1/9/2008	L, 79-66
10+points in 25 straight gms	27	Semi Ojeleye	12/4/2016	3/17/2017	
10+points in 15 straight gms	23	Shake Milton	vs USC	3/17/2017	L, 66-65
10+points in 13 straight gms	13	Jahmal McMurray	11/20/2018	1/16/2019	
10+points in 12 straight gms	12	Isiaha Mike	11/5/2019	1/1/2020	
10+points in 11 straight gms	11	Kendric Davis	12/7/2020	1/25/2020	
10+points in 10 straight gms	10	Kendric Davis	11/25/2021	1/23/2021	
15+points in 10 straight gms	15	Semi Ojeleye	1/15/2017	3/1/2017	
29+points consecutive gms	2	Ike Ofoegbu	at Rice (30)	2/24/2007	L, 75-66
			Tulsa (29)	2/28/2007	L, 67-60
25+points consecutive gms	2	Shake Milton	Temple (25)	1/10/2018	L, 66-64
			at 7/4 Wichita St (33)	1/17/2018	W, 83-78
20+points in 3 straight gms	3	Shake Milton	Temple (25)	1/10/2018	L, 66-64
			at 7/4 Wichita St (33)	1/17/2018	W, 83-78
			Tulane (20)	1/20/2018	W, 73-62
8+rebs in 10 straight gms	11	Markus Kennedy	at Cincinnati	1/1/2014	L, 65-57
			Temple	2/6/2014	W, 75-52
5+assists in 15 straight gms	16	Butch Moore	3/14/1985	1/8/1986	
5+assists in 6 straight gms	14	Kendric Davis	11/27/2019	1/25/2020	
5+assists in 5 straight gms	5	Kendric Davis	1/7/2021	1/28/2021	
3+steals in 3 straight games	5	Isiaha Mike	12/3/2019	1/1/2020	
5+blocks in 2 straight games	2	Cannen Cunningham	[RV/RV] Memphis (6)	2/6/2013	L, 60-52
			at Rice (6)	2/9/2013	W, 61-39
5-straight double-doubles	5	Ike Ofoegbu	Rice	2/10/2007	L, 63-60
			at Rice	2/24/2007	L, 75-66

7	Amida Brimah	at Connecticut	3/15/2015	W, 62-54
7	Amida Brimah	at Connecticut	3/15/2015	W, 62-54
5	Jaime Echenique	at Wichita State	1/30/2019	L, 85-83
5 (5 total)	Justin Jackson	at Cincinnati	1/1/2014	L, 65-57
5 (5 total)	Justin Jackson	at Cincinnati	1/1/2014	L, 65-57
6 (7 total)	Amida Brimah	at Connecticut	3/15/2015	W, 62-54
4 (5 total)	Dadric Lawson	at Memphis	12/27/2016	W, 58-54
15p/14r/10a	Jason McKrieth	at Rice	12/31/2005	L, 66-64 ot
23 pt, 20 reb	Tacko Fall	at UCF	2/24/2019	L, 95-48
23 pt, 20 reb	Tacko Fall	at UCF	2/24/2019	L, 95-48
23 pt, 20 reb	Tacko Fall	at UCF	2/24/2019	L, 95-48
36 pts, 13 reb	Mark Patton	Marshall	2/16/2006	L, 75-72 ot
36 pts, 13 reb	Mark Patton	Marshall	2/16/2006	L, 75-72 ot
23 pt, 20 reb	Tacko Fall	at UCF	2/24/2019	L, 95-48
23 pt, 20 reb	Tacko Fall	at UCF	2/24/2019	L, 95-48
26 pts, 8 ast	Jarron Cumberland	vs [24/23] Cincinnati	3/15/2019	L, 82-74
20 pts, 10 ast	Landry Shamet	at [7/4] Wichita State	1/17/2018	W, 83-78
20 pts, 10 ast	Landry Shamet	at [7/4] Wichita State	1/17/2018	W, 83-78
14p/5r/7a/1b/1s	Darius Perry	at UCF	1/23/2021	W, 78-65
17p/6r/3a/5b/5s	Justin Jackson	at Cincinnati	1/1/2014	L, 65-57
14p/5r/7a/1b/1s	Darius Perry	at UCF	1/23/2021	W, 78-65
29p/9r/4a/2s/0b	Jarron Cumberland	at Cincinnati	1/28/2020	L, 65-43
14p/5r/7a/1b/1s	Darius Perry	at UCF	1/23/2021	W, 78-65
19p/7/1b/1s/1a	Collin Smith	at UCF	3/4/2020	L, 61-58
14p/5r/7a/1b/1s	Darius Perry	at UCF	1/23/2021	W, 78-65
17p/6r/3a/5b/5s	Justin Jackson	at Cincinnati	1/1/2014	L, 65-57

THE STAT CREW SYSTEM
SMU Game-by-Game Highs (as of Dec 01, 2021)
All games

Opponent	Date	Score	Points	Rebounds	Assists	Steals	Blocked shots
MCNEESE	11/09/21	86-62	18-DAVIS, Kendric	8-DAVIS, Kendric NUTALL, Zach	5-DAVIS, Kendric	4-JASEY, Isiah WEATHERS, Micha	3-JASEY, Isiah WEATHERS, Micha
at Oregon	11/12/21	63-86	14-BANDOUMEL, Em	5-BANDOUMEL, Em NUTALL, Zach	5-DAVIS, Kendric	1-WEATHERS, Marc PHELPS, Zhuric BANDOUMEL, Emm	1-JASEY, Isiah
NORTHWESTERN ST.	11/15/21	95-48	22-WEATHERS, Marc	11-WEATHERS, Marc	10-DAVIS, Kendric	2-DAVIS, Kendric WEATHERS, Marcu	2-YOUNG JR., Jahm
SOUTHEASTERN LA. vs Missouri	11/18/21	78-61	25-DAVIS, Kendric	12-WEATHERS, Marc	4-DAVIS, Kendric	2-DAVIS, Kendric	2-JASEY, Isiah
	11/21/21	75-80	29-DAVIS, Kendric	5-JASEY, Isiah WEATHERS, Micha	3-DAVIS, Kendric NUTALL, Zach WEATHERS, Marcu	1-SMITH, Jalen BANDOUMEL, Emm DAVIS, Kendric WEATHERS, Micha WEATHERS, Marcu	2-WEATHERS, Micha CLARK, Tristan
vs Loyola Marymount	11/22/21	70-76	17-DAVIS, Kendric	6-WEATHERS, Marc YOUNG JR., Jahma	5-DAVIS, Kendric	3-WEATHERS, Micha	3-WEATHERS, Marc
SAM HOUSTON	11/24/21	75-66	21-DAVIS, Kendric	8-WEATHERS, Marc	4-DAVIS, Kendric NUTALL, Zach WEATHERS, Marcu	1-WEATHERS, Marc WEATHERS, Micha JASEY, Isiah DAVIS, Kendric YOUNG JR., Jahma	3-WEATHERS, Marc YOUNG JR., Jahma
LA.-MONROE	11/28/21	74-67	26-DAVIS, Kendric	7-DAVIS, Kendric	7-DAVIS, Kendric	5-PHELPS, Zhuric	1-JASEY, Isiah YOUNG JR., Jahma WEATHERS, Micha
UNLV	12/01/21	83-64	18-DAVIS, Kendric	9-WEATHERS, Micha	8-DAVIS, Kendric	2-WEATHERS, Micha	2-CLARK, Tristan WEATHERS, Marcu YOUNG JR., Jahma

THE STAT CREW SYSTEM
SMU Team Game-by-Game Comparison (as of Dec 01, 2021)
All games

Opponent	1st	2nd	Score	Mar	Total FG	FG Pct	3-Pointers	3FG Pct	Free Throws	FT Pct	Rebounds	Assist	T/Over	Block	Steal	Fouls
MCNEESE	39/31	47/31	86-62	+24	31-66/24-71	.470/.338	8-20/6-27	.400/.222	16-25/8-17	.640/.471	47/41 +6	13/14	15/17	8/8	14/12	13/19
Oregon	35/50	28/36	63-86	(23)	20-53/33-64	.377/.516	9-29/9-20	.310/.450	14-15/11-21	.933/.524	27/39 (12)	10/10	16/10	1/2	3/6	16/18
NORTHWESTERN ST.	50/20	45/28	95-48	+47	35-67/21-64	.522/.328	11-28/2-19	.393/.105	14-19/4-6	.737/.667	55/25 +30	20/9	11/9	3/4	6/7	11/14
SOUTHEASTERN LA.	50/27	28/34	78-61	+17	29-64/20-64	.453/.313	7-27/4-29	.259/.138	13-16/17-21	.813/.810	46/37 +9	13/12	15/15	3/3	4/9	19/19
Missouri	29/18	33/44	75-80	(5)	24-57/26-69	.421/.377	7-17/9-21	.412/.429	20-29/19-22	.690/.864	34/49 (15)	9/13	15/18	4/7	5/5	23/23
Loyola Marymount	45/38	25/38	70-76	(6)	25-54/29-55	.463/.527	9-19/7-19	.474/.368	11-14/11-11	.786/1000	29/26 +3	12/10	12/12	5/2	7/6	11/13
SAM HOUSTON	46/27	29/39	75-66	+9	24-51/24-78	.471/.308	13-25/10-34	.520/.294	14-19/8-12	.737/.667	39/45 (6)	17/13	14/8	10/4	5/12	12/13
LA.-MONROE	34/36	40/31	74-67	+7	23-64/27-56	.359/.482	11-32/8-21	.344/.381	17-23/5-8	.739/.625	43/33 +10	12/17	12/15	3/5	11/5	12/22
UNLV	44/21	39/43	83-64	+19	30-50/24-62	.600/.387	9-20/9-24	.450/.375	14-19/7-11	.737/.636	35/28 +7	23/16	11/11	6/2	4/5	14/17

Note: Game totals are displayed in the format TEAM/OPPONENT for each category

THE STAT CREW SYSTEM
SMU Combined Team Statistics (as of Dec 01, 2021)
All games

RECORD:	OVERALL	HOME	AWAY	NEUTRAL
ALL GAMES	6-3	6-0	0-1	0-2
CONFERENCE	0-0	0-0	0-0	0-0
NON-CONFERENCE	6-3	6-0	0-1	0-2

#	Player	gp-gs	min	avg	Total		3-Point		F-Throw		Rebounds								a	to	blk	stl	pts	avg
					fg-fga	fg%	3fg-fga	3fg%	ft-fa	ft%	off	def	tot	avg	pf	dq								
03	DAVIS, Kendric	9-9	305	33.9	52-107	.486	21-51	.412	57-64	.891	7	39	46	5.1	18	0	51	29	0	10	182	20.2		
50	WEATHERS, Marcus	9-8	218	24.2	39-72	.542	5-14	.357	19-25	.760	21	39	60	6.7	20	0	15	14	10	7	102	11.3		
05	BANDOUMEL, Emman	9-9	246	27.3	33-83	.398	23-55	.418	12-15	.800	9	21	30	3.3	17	1	14	10	0	5	101	11.2		
10	NUTALL, Zach	9-7	236	26.2	22-66	.333	16-47	.340	11-17	.647	3	36	39	4.3	7	0	21	13	0	4	71	7.9		
23	WEATHERS, Michael	7-2	138	19.7	18-47	.383	3-8	.375	14-17	.824	5	25	30	4.3	16	1	9	16	8	11	53	7.6		
25	CLARK, Tristan	8-0	151	18.9	25-35	.714	0-0	.000	6-8	.750	10	23	33	4.1	13	0	4	5	7	2	56	7.0		
13	TODOROVIC, Stefan	8-0	85	10.6	14-30	.467	12-27	.444	2-5	.400	2	8	10	1.3	3	0	1	2	0	0	42	5.3		
21	YOUNG JR., Jahmar	8-0	91	11.4	11-15	.733	0-0	.000	4-7	.571	6	14	20	2.5	9	0	4	4	10	3	26	3.3		
01	PHELPS, Zhuric	9-0	108	12.0	12-33	.364	0-7	.000	5-10	.500	4	15	19	2.1	6	0	7	14	0	8	29	3.2		
02	SMITH, Jalen	9-1	119	13.2	7-14	.500	4-8	.500	1-3	.333	5	6	11	1.2	4	0	3	1	0	4	19	2.1		
22	JASEY, Isiah	9-9	117	13.0	7-23	.304	0-0	.000	1-4	.250	11	16	27	3.0	16	0	0	11	8	5	15	1.7		
15	McBRIDE, Darius	3-0	6	2.0	1-1	1.000	0-0	.000	1-2	.500	0	1	1	0.3	0	0	0	0	0	0	3	1.0		
33	AGUNANNE, Franklin	3-0	5	1.7	0-0	.000	0-0	.000	0-2	.000	0	4	4	1.3	2	0	0	0	0	0	0	0.0		
Team											12	13	25				2							
Total.....		9	1825		241-526	.458	84-217	.387	133-179	.743	95	260	355	39.4	131	2	129	121	43	59	699	77.7		
Opponents.....		9	1825		228-583	.391	64-214	.299	90-129	.698	108	215	323	35.9	158	-	114	115	37	67	610	67.8		

TEAM STATISTICS	SMU	OPP	Date	Opponent	Score	Att.
SCORING	699	610	11/09/21	MCNEESE	w 86-62	3259
Points per game	77.7	67.8	11/12/21	at Oregon	L 63-86	8164
Scoring margin	+9.9	-	11/15/21	NORTHWESTERN ST.	w 95-48	3184
FIELD GOALS-ATT	241-526	228-583	11/18/21	SOUTHEASTERN LA.	w 78-61	3020
Field goal pct	.458	.391	11/21/21	vs Missouri	Lot 75-80	1632
3 POINT FG-ATT	84-217	64-214	11/22/21	vs Loyola Marymount	L 70-76	1100
3-point FG pct	.387	.299	11/24/21	SAM HOUSTON	w 75-66	3198
3-pt FG made per game	9.3	7.1	11/28/21	LA-MONROE	w 74-67	2931
FREE THROWS-ATT	133-179	90-129	12/01/21	UNLV	w 83-64	3399
Free throw pct	.743	.698				
F-Throws made per game	14.8	10.0				
REBOUNDS	355	323				
Rebounds per game	39.4	35.9				
Rebounding margin	+3.6	-				
ASSISTS	129	114				
Assists per game	14.3	12.7				
TURNOVERS	121	115				
Turnovers per game	13.4	12.8				
Turnover margin	-0.7	-				
Assist/turnover ratio	1.1	1.0				
STEALS	59	67				
Steals per game	6.6	7.4				
BLOCKS	43	37				
Blocks per game	4.8	4.1				
ATTENDANCE	18991	10896				
Home games-Avg/Game	6-3165	1-8164				
Neutral site-Avg/Game	-	2-1366				

* - Conference game

Score by Periods	1st	2nd	OT	Totals
SMU	372	314	13	699
Opponents	268	324	18	610