



# AUSTIN PEAY





**NATHAN PALCOWSKI**  
**MEN'S BASKETBALL**  
**CONTACT**  
 E: [palcowskin@apsu.edu](mailto:palcowskin@apsu.edu)  
 P: 616-755-4840

GOVERNORS MEN'S BASKETBALL | SEVEN OVC REGULAR-SEASON CHAMPIONSHIPS | SIX NCAA TOURNAMENT APPEARANCES

## AUSTIN PEAY AT VANDERBILT | SATURDAY, DEC. 18 | 1:30 PM | MEMORIAL GYMNASIUM

### BROADCAST INFORMATION

 Govs Sports Network  
 104.1 FM/540 AM - Flagship  
 Brian Rives (PBP) / Ethan Schmidt (Color)

 SEC Network  
 Richard Cross (PBP) / Joe Kleine (Color)

### GOVS ON THE WEB

#### WATCH

SEC Network (<http://bit.ly/GovsonESPN>)

#### LIVE STATISTICS

[statbroadcast.com](http://statbroadcast.com)

#### LISTEN LIVE

Govs Sports Network

### SCHEDULE & RESULTS

DATE	OPPONENT	TIME/RESULT
Nov. 4	Life University (Exh.)	W, 92-63
Nov. 9	UT Southern	W, 86-79
Nov. 12	at Southern Illinois	L, 55-73
Nov. 16	at Purdue Fort Wayne	L, 60-65
Nov. 20	at Dayton	W, 87-81
Nov. 26	at Howard	W, 69-67
Nov. 29	at TCU	L, 51-68
Dec. 5	Milligan	W, 98-55
Dec. 11	at North Florida	L, 84-91
Dec. 14	at South Florida	L, 51-60
Dec. 18	at Vanderbilt	1:30 p.m.
Dec. 22	Western Kentucky	7:00 p.m.
Dec. 30	UT Martin *	7:30 p.m.
Jan. 1	at Southeast Missouri *	4:00 p.m.
Jan. 6	SIU Edwardsville *	7:30 p.m.
Jan. 8	Morehead State *	4:00 p.m.
Jan. 13	at Belmont *	7:00 p.m.
Jan. 15	Eastern Illinois *	4:00 p.m.
Jan. 20	at UT Martin *	8:00 p.m.
Jan. 22	at Tennessee State *	3:00 p.m.
Jan. 27	Belmont *	7:30 p.m.
Jan. 29	at Tennessee Tech *	7:30 p.m.
Feb. 3	Murray State *	7:30 p.m.
Feb. 5	at Morehead State *	3:00 p.m.
Feb. 10	Southeast Missouri *	7:30 p.m.
Feb. 12	Tennessee State *	4:00 p.m.
Feb. 17	at Murray State *	6:00 p.m.
Feb. 19	Tennessee Tech *	4:00 p.m.
Feb. 24	at SIU Edwardsville *	7:30 p.m.
Feb. 26	at Eastern Illinois *	3:30 p.m.
<b>OVC Basketball Championship</b>		Evansville, Ind.
March 2	First Round	TBA
March 3	Quarterfinals	TBA
March 4	Semifinals	TBA
March 5	Championship	TBA

• - Ohio Valley Conference contest  
 Home games in bold. All Times Central.

### THE MATCHUP

#### AUSTIN PEAY 2021-22 RECORD

4-5 ■ 0-0 OVC  
 Streak: L2

**LAST GAME**  
 at South Florida  
 L, 51-60

**HEAD COACH**  
**Nate James**  
 Duke (2001)  
 4-5 | 1st season at Austin Peay  
 4-5 | 1st career season



#### VANDERBILT 2021-22 RECORD

5-4 ■ 0-0 SEC  
 Streak: L3

**LAST GAME**  
 vs. Loyola Chicago  
 L, 58-69

**HEAD COACH**  
**Jerry Stackhouse**  
 North Carolina (1999)  
 25-41 | 3rd season at Vandy  
 25-41 | 3rd career season

### THE SHOOTAROUND

- This will be the 20th meeting between Austin Peay and Vanderbilt
- APSU trails the all-time series, 2-17 and is 1-13 on the road at Vanderbilt
- It will be the first meeting since 2019 and the fifth meeting since 2010
- The Govs seek their first win over Vanderbilt since the start of the 1939-40 season
- Last time the two teams met back in 2019, APSU fell to the Commodores, 90-72
- Austin Peay is 5-61 all-time against teams from the Southeastern Conference
- APSU seeks its first win over an SEC opponent since defeating Tennessee back in 2011
- The Govs seeks their 14th win all-time against a Power Five opponent
- Since the start of the 2002-03 season, the Govs are 25-36 against non-conference opponents from the state of Tennessee
- APSU is coming off a 51-60 loss at South Florida on Tuesday
- Against South Florida, the Govs were led by Cameron Copeland with 12 points
- Senior Tariq Silver leads the Govs and ranks ninth in the OVC at 14.1 points per game
- Silver has registered seven-straight double-digit scoring performances
- Silver also ranks second in the OVC and 39th in the NCAA at 3.1 three's per game
- Freshman Elijah Hutchins-Everett ranks third in the OVC with 7.3 rebounds per game
- As a team the Govs rank fifth in the OVC with 14.8 assists per game
- APSU is one of three teams in the OVC to rank in the top five in the league in field goal percentage, free-throw percentage and three-point field goal percentage
- The Govs have registered double-digit three-pointers in five of the last seven contests
- Austin Peay leads the OVC with 9.2 three's per game
- In the final five minutes of games, the Govs are outscoring their opponents, 112-78

### AUSTIN PEAY PROBABLE STARTERS



**#1 • G**  
**CARLOS**  
**PAEZ**

6.0 PPG  
 2.3 RPG  
 3.9 APG  
 42.1 FG%  
 34.8 3PT%



**#3 • G**  
**CALEB**  
**STONE-CARRAWELL**

12.1 PPG  
 3.1 RPG  
 2.2 APG  
 46.7 FG%  
 31.6 3PT%



**#4 • C**  
**ELIJHA**  
**HUTCHINS-EVERETT**

13.0 PPG  
 7.3 RPG  
 1.1 APG  
 52.6 FG%  
 33.3 3PT%



**#24 • G**  
**CAMERON**  
**COPELAND**

11.9 PPG  
 3.4 RPG  
 2.0 APG  
 45.4 FG%  
 31.4 3PT%




**#55 • G**  
**TARIQ**  
**SILVER**

14.1 PPG  
 1.4 RPG  
 2.7 APG  
 44.7 FG%  
 44.4 3PT%

# 2021-22 AUSTIN PEAY MEN'S BASKETBALL TV/RADIO ROSTER

0



Elton Walker  
F • 6-4 • Sr.  
Miami, Fla.

PPG	RPG	Assists	FG%	3FG%	FT%
2.2	2.2	4	.450	.200	.333

Last Game: Registered three rebounds at South Florida (12/14)  
Career High Scoring: 27, vs. Advanced Prep Academy (12/1/2018) (\*Miami Dade College)

1




Carlos Paez  
G • 5-10 • Jr.  
Naguanagua, Venezuela

PPG	RPG	Assists	FG%	3FG%	FT%
6.0	2.3	35	.421	.348	.933

Last Game: Had six points, three rebounds and three assists at South Florida (12/14)  
Career High Scoring: 20, at Jacksonville State (2/27/2021)

2




Noel Scott  
G • 6-3 • So.  
Los Angeles, Calif.

PPG	RPG	Assists	FG%	3FG%	FT%
2.0	3.8	4	.222	.500	.333

Last Game: Secured career-high five points and five rebounds at South Florida (12/14)  
Career High Scoring: 5, at South Florida (12/14/2021)

3



Caleb Stone-Carrawell  
G/F • 6-11 • R-Fr.  
Concord, N.C.

PPG	RPG	Assists	FG%	3FG%	FT%
12.1	3.1	20	.467	.316	.867

Last Game: Registered four points and three rebounds at South Florida (12/14)  
Career High Scoring: 18, x2, last at Dayton (11/20/2021)

4




Elijah Hutchins-Everett  
C • 6-11 • Fr.  
Orange, N.J.

PPG	RPG	Assists	FG%	3FG%	FT%
13.0	7.3	10	.526	.333	.702

Last Game: Recorded six points, five rebounds in 27 minutes at South Florida (12/14)  
Career High Scoring: 25, at Dayton (11/25/2021)

5




Drew Calderon  
G • 6-4 • Fr.  
The Woodlands, Texas

PPG	RPG	Assists	FG%	3FG%	FT%
3.8	1.1	5	.367	.417	1.000

Last Game: Tallied two steals at South Florida (12/14)  
Career High Scoring: 12, at Purdue Fort Wayne (11/16/2021)

10



Jalen Ware  
F • 6-8 • R-Sr.  
Winston-Salem, N.C.

PPG	RPG	Assists	FG%	3FG%	FT%
0.0	1.5	0	.000	.000	.000

Last Game: Did Not Play at South Florida (12/14)  
Career High Scoring: 15, at Westmoreland (3/19/2021) (\*Allegany College of Maryland)

11



Corbin Merritt  
F • 6-8 • R-Sr.  
Lloyd, Fla.

PPG	RPG	Assists	FG%	3FG%	FT%
3.6	2.1	3	.355	.211	.667

Last Game: Scored five points & two rebounds off the bench at South Florida (12/14)  
Career High Scoring: 17, vs. Coastal Alabama-North (12/1/2018) (\*Daytona State)

14



DJ Peavy  
G • 6-2 • R-Jr.  
Cibolo, Texas

PPG	RPG	Assists	FG%	3FG%	FT%
1.4	0.7	6	.455	.000	.000

Last Game: Did Not Play at South Florida (12/14)  
Career High Scoring: 16, vs. Piedmont College (11/9/2018) (\*Mercer)

20




Codey Bates  
G • 6-2 • Jr.  
Memphis, Tenn.

PPG	RPG	Assists	FG%	3FG%	FT%
0.0	0.0	0	.000	.000	.000

Last Game: Did Not Play at South Florida (12/14)  
Career High Scoring: 3, vs. Tennessee State (1/23/2020)

22




Alec Woodard  
G • 6-2 • Jr.  
Rutledge, Ga.

PPG	RPG	Assists	FG%	3FG%	FT%
4.3	1.8	4	.545	.500	1.000

Last Game: Corralled six rebounds off the bench at South Florida (12/14)  
Career High Scoring: 17, vs. Eastern Kentucky (1/2/2021)

23



Assane Diouf  
C • 7-2 • R-So.  
Dakar, Senegal

PPG	RPG	Assists	FG%	3FG%	FT%
0.8	0.8	0	1.000	.000	.000

Last Game: Played one minute at South Florida (12/14)  
Career High Scoring: 9, vs. IUPUI (12/20/2019) (\*Fresno State)

24




Cameron Copeland  
G/F • 6-7 • Jr.  
Douglasville, Ga.

PPG	RPG	Assists	FG%	3FG%	FT%
11.9	3.4	18	.454	.314	.889

Last Game: Led the Gobs with 12 points on 5-of-9 shooting at South Florida (12/14)  
Career High Scoring: 34, at Grayson College (2/22/2020) (\*McLennan CC)

33




Chandler Clements  
F • 6-7 • R-So.  
Red Boiling Springs, Tenn.

PPG	RPG	Assists	FG%	3FG%	FT%
0.7	0.0	0	.500	.000	.000

Last Game: Did Not Play at South Florida (12/14)  
Career High Scoring: 35, at Oakland City (12/9/2020) (\*Bethel(TN))

55



Tariq Silver  
G • 6-5 • R-Sr.  
Clarksville, Tenn.

PPG	RPG	Assists	FG%	3FG%	FT%
14.1	1.4	24	.447	.444	.682

Last Game: Scored 10 points with three three-pointers at South Florida (12/14)  
Career High Scoring: 24, vs. Albany Technical College (12/12/2019) (\*Tallahassee CC)

## Quick Facts

### GENERAL INFORMATION

Name .....Austin Peay State University  
 Location ..... Clarksville, TN 37040  
 Founded ..... 1927  
 Nickname..... Governors  
 Enrollment ..... 11,048  
 Colors ..... Red and White  
 Arena ..... Winfield Dunn Center (5,522)  
 Affiliation ..... NCAA Division I  
 Conference ..... Ohio Valley Conference  
 President..... Dr. Michael Licari  
 Alma Mater ..... Minnesota, 1993  
 Athletics Director ..... Gerald Harrison  
 Alma Mater ..... Tennessee, 2001  
 Ticket Office Phone ....931-221-PEAY(7329)

### TEAM INFORMATION

2020-21 Overall Record ..... 14-13  
 2020-21 OVC Record ..... 10-10  
 Letterwinners Returning ..... 6  
 Letterwinners Lost..... 8  
 Starters Returning..... 1  
 Starters Lost ..... 4  
 Newcomers ..... 9

### MEN'S BASKETBALL STAFF

Head Coach .....Nate James (1st season)  
 Alma Mater .....Duke, 2001  
 Career Record..... 4-5  
 Record at Austin Peay ..... same  
 OVC Record ..... 0-0  
 Associate Head Coach ..... Michael Cotton  
 .....Boston College, 2000  
 Associate Head Coach ..... Brett Carey  
 .....UNC Asheville, 2001  
 Assistant Coach .....Jason Harris  
 .....Fordham University, 2001  
 Director of Operations.....Carl Little  
 .....Liberty, 2010

### MEN'S BASKETBALL HISTORY

First varsity season ..... 1929  
 All-time Record ..... 1265-1133  
 OVC Regular Season Championships ..... 7  
 1973,1976,1996,2002,2003,2006,2007  
 OVC Tournament Championships..... 5  
 1987,1996,2003,2008,2016  
 NCAA Tournament Appearances ..... 6  
 1974,1987,1996,2003,2008,2016  
 Last NCAA Tournament Appearance... 2016  
 lost to Kansas, 79-105  
 Last Postseason NIT Appearance ..... 2007  
 lost to Air Force, 61-75  
 Last CollegeInsider.com Appearance.. 2018  
 lost to UIC, 81-83  
 Last CBI Tournament Appearance ..... 2011  
 lost to Boise State, 83-90

### THE TIP-OFF

It will be the 20th meeting between in-state foes Austin Peay and Vanderbilt. APSU trails the all-time series, 2-17 and is 1-13 away from Clarksville against the Commodores. This will be the first meeting between the two programs since 2019 and the fifth since 2010.

### MUSIC CITY MAYHEM

The Gavs seek their first win over Vanderbilt since the 1939-40 season, when APSU defeated Vandy on its home court, 40-28. Since then, APSU has lost 14 straight meetings.

### LAST TIME OUT WITH THE COMMODORES

APSU and Vanderbilt last met back in 2019 with the Gavs falling, 90-72. The Gavs trailed by one at the half but was outscored 52-35 in the second half en route to the road defeat.

### IT JUST MEANS MORE

Austin Peay has an overall record of 5-61 against current SEC schools, having played against every school but LSU and South Carolina. On the road against SEC opponents, the Gavs are 2-50. It's the first game against an SEC opponent since taking on Georgia back on Dec. 30, 2019.

### SEC TAKEOVER

The Gavs seek their first victory over an SEC school since defeating in-state foe Tennessee, 74-70 on Dec. 10, 2011.

### GOVS AGAINST THE POWER FIVE

The Gavs seek their 14th win all-time against teams from the Power Five. APSU's last win over a Power Five opponent came on Dec. 10, 2011 against in-state foe Tennessee, 74-70.

### KEEPING THINGS IN-STATE

Since the start of the 2002-03 season, the Gavs have a 25-36 non-conference record against opponents from the state of Tennessee. APSU is 2-0 this season against teams from Tennessee, defeating UT Southern and Milligan.

### SCOUTING THE GOVERNORS

Austin Peay enters its third straight road contest with an overall record of 4-5 and is 2-5 away from Clarksville this season. The Gavs are averaging 71.2 points per game and shooting 45 percent from the field and 35.9 percent from long distance.

### LAST TIME OUT: GOVS FALL TO SOUTH FLORIDA

After trailing by 14 in the second half, the Austin Peay men's basketball team rallied back to tie the game but was unable to overcome cold shooting down the stretch in a 60-51 loss at South Florida on Tuesday.

### NOT SO SUNNY

The Gavs are coming off a tough two-game road swing through the Sunshine State, dropping both contests at North Florida and South Florida. In the sunshine state, the Gavs averaged 67.5 points per game.

### HOMETOWN MAN LEADING THE WAY

Redshirt senior and Clarksville native Tariq Silver leads the Gavs at 14.1 points per game. Silver leads the Gavs with 28 three-pointers and is shooting 44.7 percent from the field.

### 2021-22 OVC Preseason Standings (First-Place Votes)

1. Belmont (17) - 161 points
2. Morehead State (3) - 141 points
3. Murray State - 136 points
4. Southeast Missouri - 101 points
5. Tennessee State - 84 points
6. **AUSTIN PEAY - 76 points**
7. SIUE - 65 points
8. Tennessee Tech - 62 points
9. Eastern Illinois - 43 points
10. UT Martin - 34 points

### HE'S AU-some

Tariq Silver has rattled off seven straight double-digit performances for the Gavs. Silver has scored in double figures in seven of the nine games played this season.

### THREE FOR THE PEAY!

Austin Peay has been lethal from behind the three-point line, ranking third in the OVC with a .359 three-point field goal percentage.

### HOT SHOOTING GOVS

Austin Peay is one of three teams in the OVC to rank in the top five in the league in field goal percentage, free-throw percentage and three-point field goal percentage.

### THREES ARE WORTH MORE

Austin Peay has notched double-digit three-pointers in five of the last seven contests.

### THE FEARSOME FOURSOME

The Gavs offense is riding the big four of Elijah Hutchins-Everett, Caleb Stone-Carrawell, Tariq Silver and Cameron Copeland, who are each averaging in double figures. The quartet of scorers have accounted for 72 percent of APSU's total offense.

### CRUNCH TIME = WINNING TIME

This season during the final five minutes of games, the Gavs are outscoring their opponents, 112-78.

### AUSTIN PEAY ATHLETIC COMMUNICATIONS

MBB Contact ... Nathan Palcowski  
 Cell Phone .....(616) 755-4840  
 E-Mail..... npalcowski@apsu.edu  
 Website..... letsgopeay.com  
 MBB Twitter..... @GovsMBB  
 Athletics Twitter ..... @letsgopeay  
 Facebook ...../letsgopeay  
 Instagram..... @letsgopeay



## OHIO VALLEY CONFERENCE 2021-22 STANDINGS (as of 12/16/2021)

	OVC		Overall	
	W	L	W	L
Murray State	0	0	9	1
Belmont	0	0	9	3
Morehead State	0	0	6	5
SIUE	0	0	5	6
Southeast Missouri	0	0	5	6
<b>Austin Peay</b>	<b>0</b>	<b>0</b>	<b>4</b>	<b>5</b>
UT Martin	0	0	4	7
Tennessee State	0	0	3	6
Tennessee Tech	0	0	2	8
Eastern Illinois	0	0	2	9

### 2021-22 TEAM RANKINGS (OVC)

Scoring off.	71.2 (6th)
Scoring def.	71.0 (7th)
Scoring Margin	+0.2 (5th)
FT%	.711 (3rd)
FG%	.450 (5th)
FG% Def.	.472 (10th)
3-Pt. FG%	.359 (3rd)
3-Pt. FG% Def.	.323 (2nd)
3-Pt. FG Made	9.2 (1st)
Reb. Margin	-4.6 (9th)
Blocked Shots	2.1 (T-9th)
Assists	14.8 (5th)
Steals	7.4 (3rd)
Turnover Margin	+1.89 (3rd)
Assist/TO Ratio	1.1 (4th)
Off. Reb.	9.3 (7th)
Def. Reb.	21.1 (10th)

as of (12/16/2021)

### 2021-22 OVC INDIVIDUAL RANKINGS (Top 10) SCORING

Tariq Silver	14.1 (9th)
--------------	------------

#### REBOUNDING

Elijah Hutchins-Everett	7.3 (3rd)
-------------------------	-----------

#### FIELD GOAL PERCENTAGE

Elijah Hutchins-Everett	.526 (10th)
-------------------------	-------------

#### ASSISTS

Carlos Paez	3.9 (6th)
-------------	-----------

#### ASSIST/TURNOVER RATIO

Carlos Paez	2.9 (3rd)
-------------	-----------

#### FREE THROW %

#### STEALS

Carlos Paez	1.7 (6th)
-------------	-----------

Cameron Copeland	1.4 (8th)
------------------	-----------

#### 3-POINT FIELD GOAL %

Tariq Silver	.444 (3rd)
--------------	------------

Drew Calderon	.417 (9th)
---------------	------------

#### BLOCKS

#### OFFENSIVE REBOUNDS

Elijah Hutchins-Everett	2.7 (4th)
-------------------------	-----------

#### DEFENSIVE REBOUNDS

## JAMES VS. 2021-22 OPPONENTS (Including this year's result)

UT Southern	1-0
Southern Illinois	0-1
Purdue Fort Wayne	0-1
Dayton	1-0
Howard	1-0
TCU	0-1
Milligan	1-0
North Florida	0-1
South Florida	0-1
Vanderbilt	0-0
Western Kentucky	0-0
UT Martin	0-0
Southeast Missouri	0-0
SIU-Edwardsville	0-0
Morehead State	0-0
Belmont	0-0
Eastern Illinois	0-0
Tennessee State	0-0
Tennessee Tech	0-0
Murray State	0-0

### ALWAYS IN RANGE

APSU is one of three schools in the OVC to have two players ranking in the top 10 in the league in three-point field goal percentage:

- Tariq Silver - 3rd - 44.4%
- Drew Calderon - 9th - 41.7%

### BACK ON TRACK, ON THE ROAD

APSU will play its final non-conference road game of the 2021-22 season on Saturday. The Govs are 2-5 on the road this season and are averaging 65.3 points per road game.

### EARNING THE ASSIST

APSU has registered 20+ assists in two of the last three games. The Govs rank fifth in the OVC with 14.8 assists per game.

### CRASHING THE BOARDS

Freshman Elijah Hutchins-Everett ranks third in the OVC at 7.3 rebounds per contest. The Orange, N.J., native also ranks fourth in the OVC with 2.7 offensive rebounds per game.

### WE GOT THE THREE'S, THREE'S, THREE'S

The Govs lead the OVC with 9.2 three's made per game. Senior Tariq Silver ranks second in the conference and 39th in the NCAA with 3.1 three's made per game.

### MAIN MAN OFF THE BENCH

Senior Corbin Merritt has been the go-to guy for the Govs off the bench, averaging 5.5 points and 3.8 rebounds in the past four games.

### PAEZ DOES WHAT HE DOES BEST

Junior Carlos Paez is near automatic from the free-throw line this season, having made 11 straight from the charity stripe. For the season, Paez is shooting 93.3 percent.

### IT'S HOW YOU FINISH

APSU is outscoring opponents, 343-332 in the second half

## AUSTIN PEAY ATHLETICS STYLE GUIDE

### THE GOAL

To convey a consistent image for Austin Peay Athletics.

### UNIVERSITY NAME

Austin Peay State University is the formal name of the university. Austin Peay may be used. NEVER use Austin Peay State.

### MASCOT

For all teams, Governors on first reference, Govs on succeeding references.

### GOVS' & GOVERNORS'

The possessive forms of the mascots should place the apostrophe after the entire word. NEVER place the apostrophe before the "s".

### ABBREVIATION

The preferred abbreviation is APSU.

**AUSTIN PEAY**  
**GOVERNORS**

### HE'S A DIAPER DANDY

Freshman Elijah Hutchins-Everett ranks in the top 10 in the NCAA amongst freshmen in both scoring and rebounding. He is one of just three freshmen in the country to rank in the top 10 in both statistical categories.

### PROTECTING THE BALL

The importance of protecting the ball is critical for the Govs. Austin Peay ranks third in the OVC with a +1.89 turnover margin.

### NEED AN ASSIST

Junior Carlos Paez is just 14 assists away from cracking the top 10 in career assists at Austin Peay. Paez has 263 career assists and leads the team this season with 35.

### YOUNG GOVS

Austin Peay has nine newcomers on the 2021-22 roster, tied for the sixth most in the NCAA.

### NEARING 1,000

Senior Elton Walker is just 188 points away from eclipsing 1,000 for his collegiate career. Walker spent the first two seasons of his collegiate career at Miami Dade College.

### GOVS' BIRTHDAYS

Elton Walker	September 30, 1999
Carlos Paez	January 6, 2000
Noel Scott	March 7, 2001
Caleb Stone-Carrawell	November 25, 2000
Elijah Hutchins-Everett	November 23, 2001
Drew Calderon	February 4, 2003
Jalen Ware	April 8, 2001
Corbin Merritt	November 10, 1998
DJ Peavy	July 15, 1999
Codey Bates	June 16, 2000
Alec Woodard	November 29, 2000
Assane Diouf	May 27, 2000
Cameron Copeland	March 15, 2000
Chandler Clements	July 7, 2000
Tariq Silver	September 15, 1998

## COLLEGEINSIDER.COM MID-MAJOR TOP 25 (as of 12/13/2021)

	Record	Points
1. Gonzaga (29)	8-2	773
2. San Francisco (2)	10-0	737
3. Loyola Chicago	9-2	694
4. Iona	9-2	627
5. BYU	8-2	622
6. Saint Mary's	9-2	598
<b>7. Belmont</b>	<b>8-3</b>	<b>595</b>
8. Cahttanooaga	9-1	497
9. Weber State	9-1	466
<b>10. Murray State</b>	<b>8-1</b>	<b>448</b>
11. South Dakota St.	9-3	444
12. Ohio	7-2	431
13. Oakland	7-3	342
14. New Mexico State	8-2	337
15. Drake	6-4	315
16. James Madison	9-2	228
17. Monmouth	8-2	221
18. Toledo	7-3	202
19. Southern Utah	7-3	192
20. UC Irvine	5-2	186
21. Boston	9-3	120
22. Buffalo	6-3	112
23. Furman	7-3	99
24. Utah Valley	7-3	94
25. Akron	6-3	74

\*2021-22 OPPONENTS IN BOLD:

### SILVER STRIKES GOLD ON THE FLOOR

Redshirt senior Tariq Silver doesn't come off the floor often, ranking sixth in the OVC at 31.8 minutes per game.

### THE GOVERNORS SEVEN

Through eight games, Austin Peay has had seven different players who have scored in double figures.

### WAKE US UP WHEN DECEMBER ENDS

Since the start of the 2002-03 season, Austin Peay has a record of 65-71 during the month of December. The Govs are seeking their second straight winning month of December.

### OVC NET RANKINGS

Rank	Prev.	School	Record	A	N	H	Quad 1	Quad 2	Quad 3	Quad 4
37	37	Belmont	9-3	3-2	2-1	4-0	1-1	2-2	3-0	3-0
50	48	Murray State	6-1	2-0	2-1	2-0	1-0	0-0	2-1	3-0
105	103	Morehead State	4-5	1-5	1-0	2-0	0-4	0-1	2-0	2-0
245	247	SIUE	4-6	2-4	0-2	2-0	0-1	0-1	1-2	3-2
<b>251</b>	<b>251</b>	<b>AUSTIN PEAY</b>	<b>2-5</b>	<b>2-5</b>	<b>0-0</b>	<b>0-0</b>	<b>0-1</b>	<b>1-0</b>	<b>1-1</b>	<b>0-3</b>
265	262	Tennessee Tech	1-8	0-5	0-1	1-2	0-3	0-1	0-1	1-3
276	274	UT Martin	2-7	0-5	1-1	1-1	0-1	0-2	0-3	2-1
289	291	Tennessee State	2-6	1-4	0-1	1-1	0-0	0-0	0-2	2-4
307	293	SEMO	3-6	2-2	0-2	1-2	0-0	1-0	0-2	2-4
357	357	Eastern Illinois	0-9	0-6	0-1	0-2	0-2	0-1	0-1	0-5

Updated: December 15, 2021

### PROVE EM' WRONG

Austin Peay was picked to finish sixth out of ten teams in the OVC's Preseason Poll as selected by the league's coaches and communications directors.

### NEW SCORING WILL EMERGE

Austin Peay returns just 28.2 percent of its scoring from a year ago.

### A STAPLE ON THE FLOOR

Since stepping foot on campus, junior Carlos Paez has never missed a game in his Govs career. Paez has played in all 69 games for the Govs, making 52 starts.

### FIRST YEAR IN CHARGE

It will be the first regular season game as head coach for newly hired head coach Nate James. James spent the last 13 seasons as an assistant at Duke.

### A LOCK WITH THE HALFTIME LEAD

Over the past five seasons, Austin Peay is 64-16 when holding a halftime lead.

### THE COACH K TREE

Head coach Nate James is 1 of 5 former Duke assistants under Coach K to have a head coaching job at the NCAA Division I level.

### JOINING THE A-SUN

This will be the Govs last season in the Ohio Valley Conference for Austin Peay, moving to the ASUN in 2022-23.

### A GOVS GREAT NOW IN THE LEAGUE

Former Austin Peay men's basketball legend Terry Taylor heads to the NBA as Taylor inked a two-way contract with the Indiana Pacers. Taylor ranked sixth in the NBA G League in rebounds and while at APSU was a two-time OVC Player of the Year.

### PROTECT HOME COURT

Austin Peay has won double-digit home games three of the last four seasons including a program record 14 during the 2019-20 season.

### 70 IS THE MAGIC NUMBER

Since the 2010-11 season, the Govs have compiled a record of 148-80 when scoring 70 or more points.

### 618 AND COUNTING...

Austin Peay has made at least one three-pointer

## TALE OF THE TAPE TEAM STATS

APSU	VANDY
4-5.....	Overall Record..... 5-4
0-0.....	Conf. Record..... 0-0
2-0.....	Home Record ..... 4-3
2-5.....	Away Record ..... 1-1
0-0.....	Neutral Record ..... 0-0
257 .....	NET Ranking.....119
230 .....	Strength of Schedule.219
71.2.....	Points/Game ..... 69.4
71.0.....	Points Against .....61.8
.450 .....	FG %..... .398
.472 .....	Opp. FG%......387
.359 .....	3-Point FG%..... .292
.323 .....	Opp 3-Point FG%......315
9.2.....	3-Pointers/Game ..... 7.7
.711.....	FT % ..... .720
30.4 .....	Rebounds/Game ..... 37.9
-4.6.....	Rebound Margin ..... +2.8
14.8 .....	Assists/Game.....10.7
13.6 .....	Turnovers/Game ..... 12.3
15.3 .....	Opp. Turnovers. Game 15.9
+1.8 .....	Turnover Margin ..... +3.6
1.1.....	Assist/Turnover Ratio .0.9
7.4 .....	Steals/Game ..... 7.1
2.1.....	Blocks/Game ..... 3.0

in 618 straight games. The last time the Govs did not make a three-pointer was on Feb. 18, 2002 against Morehead State.

### THE 7-FOOT STORY

Originally from Dakar, Senegal, Assane Diouf's legal guardian in the US is Momadou N'Diaye, the first Senegalese player drafted into the NBA (Denver Nuggets, 2000).

### FIRST SEASON SUCCESS

Head coaches in their first season at Austin Peay have averaged 12.2 wins in their first season. David B. Aaron has the most wins as a first-year head coach at Austin Peay with 23 victories back in 1946-47.

### ABOUT VANDERBILT

LOCATION — Nashville, Tenn.

ENROLLMENT — 6,871

FOUNDED — 1873

COLORS — Black and Gold

NICKNAME — Commodores

HOME ARENA — Memorial Gymnasium

CAPACITY — 14,316

WEBSITE — vucommodores.com

MBB SID — Gavin Nevill

SID Email — gavin.nevill@vanderbilt.edu



## INSIDE THE NUMBERS...

2021-22 Career

### DOUBLE-DIGIT SCORING

Elton Walker	38
Tariq Silver	8 31
Cameron Copeland	6 29
Carlos Paez	2 23
Chandler Clements	16
Alec Woodard	1 11
Jalen Ware	6
Corbin Merritt	3
DJ Peavy	3
Caleb Stone-Carrawell	6 7
Elijah Hutchins-Everett	6 6
Drew Calderon	1 1

### 20-29+ POINT GAMES

Elton Walker	10
Chandler Clements	10
Cameron Copeland	1 9
Tariq Silver	2 6
Carlos Paez	2
Elijah Hutchins-Everett	2 2

### 10-REBOUND GAME

Elton Walker	12
Elijah Hutchins-Everett	3 3
Corbin Merritt	2
Chandler Clements	2
Tariq Silver	2
Jalen Ware	1
Cameron Copeland	1

### GAMES AS AUSTIN PEAY'S LEADING SCORER

Carlos Paez	3
Tariq Silver	3 3
Cameron Copeland	3 3
Elijah Hutchins-Everett	2 2
Caleb Stone-Carrawell	1 1

### GAMES AS AUSTIN PEAY'S LEADING REBOUNDER

Elijah Hutchins-Everett	5 5
Cameron Copeland	2 2
Alec Woodard	1 2
Elton Walker	1
Corbin Merritt	1 1
Noel Scott	1 1

### MOST POINTS OFF BENCH

Cameron Copeland	13, at Dayton
Drew Calderon	12, at Purdue Fort Wayne

### CRUNCHIN THE NUMBERS

After a Win	1-3
After a Loss	2-2
Largest Lead at Halftime	14 vs. Milligan
Largest Halftime Deficit	8, two times
Largest Margin of Victory	43 vs. Milligan
Largest Margin of Defeat	18, at Southern Illinois
Most Points in a Half	50 vs. Milligan
Least Points in a Half	16, at South Florida

## RECORD BY STARTING LINE-UP

Paez, Stone-Carrawell, Hutchins-Everett, Copeland, Silver	3-4
Peavy, Stone-Carrawell, Hutchins-Everett, Copeland, Silver	0-1
Paez, Stone-Carrawell, Hutchins-Everett, Merritt, Silver	1-0

## STARTING LINE-UPS BY GAME

Paez, Stone-Carrawell, Hutchins-Everett, Copeland, Silver	UTS
Paez, Stone-Carrawell, Hutchins-Everett, Copeland, Silver	SIU
Peavy, Stone-Carrawell, Hutchins-Everett, Copeland, Silver	PFW
Paez, Stone-Carrawell, Hutchins-Everett, Merritt, Silver	DAYTON
Paez, Stone-Carrawell, Hutchins-Everett, Copeland, Silver	HOW
Paez, Stone-Carrawell, Hutchins-Everett, Copeland, Silver	TCU
Paez, Stone-Carrawell, Hutchins-Everett, Copeland, Silver	MILL
Paez, Stone-Carrawell, Hutchins-Everett, Copeland, Silver	UNF
Paez, Stone-Carrawell, Hutchins-Everett, Copeland, Silver	USF

## RECORD WHEN...

2021-22

Overall	4-5
Home	2-0
Away	2-5
Neutral	0-0

OVC	0-0
OVC Home	0-0
OVC Away	0-0
OVC Tournament	0-0

Scoring 59 or below	0-3
Scoring 60-69	1-1
Scoring 70-79	0-0
Scoring 80-89	2-1
Scoring 90 or more	1-0

Opp. score 59 or below	1-0
Opp. score 60-69	1-3
Opp. score 70-79	1-1
Opp. score 80-89	1-0
Opp. score 90 or more	0-1

APSU player scores 20+	3-1
------------------------	-----

Outrebounding opp.	2-2
Outrebounded	2-3
Equal rebounds	0-0

Fewer turnovers	3-1
More turnovers	0-2
Equal turnovers	1-2

Shoot 50% or better	2-1
Shoot 45-49.9%	2-0
Shoot 40-44.9%	0-0
Shoot 39.9% or less	0-4

Opp. shoots 50% or better	1-2
Opp. shoots 45-49.9%	2-0
Opp. shoots 40-44.9%	1-1
Opp. shoots 39.9% or less	0-2

Leading at the half	3-1
Trailing at the half	1-4
Tied at half	0-0

Final margin 1-3	1-0
Final margin 4-10	2-3
Final margin 11-14	0-0
Final margin 15 or more	1-2

Overtime	0-0
----------	-----

## CAREER STARTS AT AUSTIN PEAY

PLAYER	GP/GS
Carlos Paez	69/52
Alec Woodard	60/15
DJ Peavy	34/3
Elton Walker	35/7
Corbin Merritt	23/2
Codey Bates	10/0
Noel Scott	4/0
Caleb Stone-Carrawell	9/9
Elijah Hutchins-Everett	9/9
Drew Calderon	9/0
Jalen Ware	2/0
Assane Diouf	5/0
Cameron Copeland	9/8
Chandler Clements	3/0
Tariq Silver	9/9

## 2021-22 AUSTIN PEAY GAME HIGHS AND LOWS

### INDIVIDUAL HIGHS

Points.....25, twice  
Rebounds... 14, Elijah Hutchins-Everett at Dayton (11/20)  
Assists .....7, Carlos Paez at UNF (12/11)  
Steals 7, Cameron Copeland at Howard (11/26)  
FG Made10, Cameron Copeland at UNF (12/11)  
3-PT Made.....5, two times  
Free-Throws. 7, Tariq Silver at Dayton (11/20)  
Blocks .....4, Corbin Merritt vs. Milligan (12/5)  
Turnovers 6, Caleb Stone-Carrawell at PFW (11/16)

### TEAM HIGHS

Points..... 98, vs. Milligan (12/5)  
Points (Half) ..... 50, vs. Milligan (12/5)  
Rebounds..... 37, at PFW (11/16)  
Assists ..... 21, vs. Milligan (12/5)  
Steals..... 14, at Howard (11/26)  
FG Made..... 36, vs. Milligan (12/5)  
FG Attempts ..... 63, at UNF (12/11)  
FG %.....59% vs. Milligan (12/5)  
Free Throw % ...100% at Southern Ill. (11/12)  
3-PT FG Made..... 12, twice  
3-PT FG Attempts ..... 30, at PFW (11/16)  
3-PT FG % .....47.6% at Dayton (11/20)  
Blocks .....4, three times  
Turnovers..... 21, at Howard (11/26)

### TEAM LOWS

Points..... 51, two times  
Points (Half) .....16, at USF (12/14)  
Rebounds.....25, at Southern Ill. (11/12)  
Assists .....10, at Southern Ill. (11/12)  
Steals.....2, at Dayton (11/20)  
FG Made.....16, at USF (12/14)  
FG Attempts .....51, at USF  
FG %..... 31.4% at USF (12/14)  
Free Throw % ..... 40%, at PFW (11/16)  
3-PT FG Made5, at Southern Ill. (11/12)  
3-PT FG Attempts .....21, two times  
3-PT FG % .23.8%, at Southern Ill. (11/12)  
Blocks .....0, two times  
Turnovers..... 10, two times

## 2021-22 OPPONENT GAME HIGHS AND LOWS

### TEAM HIGHS

Points..... 91 (North Florida)  
Points (Half) .....48 (Southern Ill.)  
Rebounds..... 51 (TCU)  
Assists ..... 20 (UT Southern)  
Steals..... 12 (Howard)  
FG Made..... 31 (UT Southern)  
FG Attempts ..... 68 (TCU)  
FG %..... 58.7% (North Florida)  
Free Throw % .....88% (North Florida)  
3-PT FG Made..... 15 (North Florida)  
3-PT FG Attempts .....29 (twice)  
3-PT FG % .....56.5% (UT Southern)  
Blocks ..... 7 (North Florida)  
Turnovers.....24 (Howard)

### TEAM LOWS

Points..... 55 (Milligan)  
Points (Half) ..... 19 (Milligan)  
Rebounds..... 24 (North Florida)  
Assists ..... 11 (Milligan)  
Steals..... 3 (North Florida)  
FG Made.....19 (South Florida)  
FG Attempts ..... 46 (North Florida)  
FG %.....39.6% (South Florida)  
Free Throw % .....50% (twice)  
3-PT FG Made..... 2 (South Florida)  
3-PT FG Attempts 14 (Purdue Fort Wayne)  
3-PT FG % ..... 13.3% (South Florida)  
Blocks ..... 0 (Southern Ill.)  
Turnovers..... 8 (TCU)



## ***THE LAST TIME WHEN AUSTIN PEAY....***

Won by 20+ Points.....	43, vs. Milligan (12/5/2021)
Won by 30+ Points.....	43, vs. Milligan (12/5/2021)
Won by 40+ Points.....	43, vs. Milligan (12/5/2021)
Lost by 20+ Points.....	30, vs. Murray State (12/8/2020)
Lost by 30+ Points.....	30, vs. Murray State (12/8/2020)
Won an Overtime Game.....	vs. Belmont (97-96) (3/4/2016)
Won a Double Overtime Game.....	vs. Milligan (82-77) (1/15/1954)
Won a Road Overtime Game.....	at Troy (79-74) (11/29/2018)
Won Home Overtime Game.....	vs. Murray State (84-81) (1/21/2017)
Lost Home Overtime Game.....	vs. UNC Asheville (79-82) (11/19/2017)
Lost Road/Neutral Overtime Game.....	at Southeast Missouri State (81-86) (2/16/2021)
Score 100+ Points.....	110, vs. Carver (102-38) (12/4/2020)
Allowed 100+ Points.....	104, Lipscomb (101-104 (OT)) (11/18/2010)
Four Players in Double Figures... Tariq Silver (20), Caleb Stone-Carrawell (17), Alec Woodard (12), Carlos Paez (11), Elijah Hutchins-Everett (10), Cameron Copeland (10), vs. Milligan (12/5/2021)	
Five Players in Double Figures.... Tariq Silver (20), Caleb Stone-Carrawell (17), Alec Woodard (12), Carlos Paez (11), Elijah Hutchins-Everett (10), Cameron Copeland (10), vs. Milligan (12/5/2021)	
Did not make a Three-Pointer.....	vs. Morehead State (2/18/2002) (617 straight games)
Made 10+ Three-Pointers.....	11, at North Florida (12/11/2021)
Attempted 30+ Three-Pointers.....	30, at Purdue Fort Wayne (11/16/2021)
Made 25+ Free Throws.....	27, at Dayton (11/20/2021)
Attempted 35+ Free Throws.....	37, at Dayton (11/20/2021)
50+ Rebounds in a game.....	51, vs. Oakland City (11/5/2019)
25 Rebounds or less in a game.....	25, at Southern Illinois (11/12/2021)
Two players score 20+ points.....	Cameron Copeland (25), Elijah Hutchins-Everett (20) at North Florida (12/11/2021)
Two players with 10+ rebounds.....	Elton Walker (12), Terry Taylor (10) vs. Tennessee State (1/30/2021)
Had 20+ Assists.....	20 at North Florida (12/11/2021)
Had 10+ Steals.....	12, vs. Milligan (12/5/2021)
Had less than 10 turnovers.....	10, vs. Milligan (12/5/2021)

## ***THE LAST TIME AN AUSTIN PEAY PLAYER...***

Scored 30+ Points.....	32, Terry Taylor vs. Southeast Missouri State (2/13/2021)
Posted a Double-Double.....	Elijah Hutchins-Everett (14pts / 10 reb) at Howard (11/26/2021)
Posted a Triple-Double.....	Chris Horton (15 pts / 13 reb / 10 blocks) vs. Berea (11/16/2014)
Two players with a Double-Double.....	Terry Taylor (25 pts / 11 reb) & Mike Peake (14 pts / 10 reb) vs. Eastern Illinois (2/20/2021)
Led Team in Pts/Reb/Stl.....	Elijah Hutchins-Everett (19 pts / 5 reb / 2 stl) at Southern Illinois (11/12/2021)
Made 10+ Field Goals.....	10, Cameron Copeland at North Florida (12/11/2021)
Made 5+ Three-Pointers.....	5 (Cameron Copeland, Tariq Silver) at North Florida (12/11/2021)
Made 10+ Free Throws.....	13, Elijah Hutchins-Everett at Dayton (11/20/2021)
Had 14+ Rebounds.....	14, Elijah Hutchins-Everett at Dayton (11/20/2021)
Shot 100% at the Free Throw Line (min. 8 att.).....	Carlos Paez (8-8) vs. UT Martin (2/11/2021)
Shot 85%+ from the field (min.5 att.).....	Elijah Hutchins-Everett (9-10) (90%) at North Florida (12/11/2021)
Had 10+ assists.....	Dayton Gumm (10) vs. Oakland City (11/6/2018)
Had 4+ steals.....	Cameron Copeland (7) at Howard (11/26/2021)
Had 4+ blocks.....	Corbin Merritt (4) vs. Milligan (12/5/2021)



# AUSTIN PEAY MEN'S BASKETBALL RECORDS

## INDIVIDUAL SINGLE GAME

### MOST POINTS

51, James "Fly" Williams (1972-73), vs. Tennessee Tech and Georgia Southern

### MOST FIELD GOALS

24, James "Fly" Williams (1972-73), vs. Tennessee Tech

### MOST FIELD GOALS ATTEMPTED

46, James "Fly" Williams (1972-73), vs. Tennessee Tech

### MOST THREE POINTERS MADE

9, Joe Sibbitt (1997-98) vs. Tennessee-Martin

### MOST THREE POINTERS ATTEMPTED

16, Joe Sibbitt in 1996-97 vs. Northern Illinois

### MOST FREE THROWS

20, John Camp (1958-59) vs. Southern Illinois

### MOST FREE THROWS ATTEMPTED

25, Tyrone Beck (1993-94) vs. Southeast Missouri

### MOST CONSECUTIVE FREE THROWS

17, Jim Beshears (1961-62) vs. Bethel (Tenn.)

### MOST REBOUNDS

28, Greg Kinman (1970-71) vs. Chattanooga

### MOST ASSISTS

16, Norman Jackson (1975-76) vs. Southern Miss

### MOST STEALS

9, Reggie Crenshaw (1997-98) vs. Tennessee Tech

### MOST BLOCKED SHOTS

10, Chris Horton, (2014-15) vs. Berea

## INDIVIDUAL SINGLE SEASON

### MOST POINTS

854, James "Fly" Williams, 1972-73

### BEST POINT AVERAGE

31.7, Bubba Wells, 1996-97

### MOST FIELD GOALS

360, James "Fly" Williams, 1972-73

### MOST FIELD GOALS ATTEMPTED

800, James "Fly" Williams, 1972-73

### BEST FIELD-GOAL PERCENTAGE

(min. 100 FGA)  
.667, Theanthony Haymon, 2000-01

### MOST THREE POINTERS

102, Todd Babington, 2007-08

### MOST THREE POINTERS ATTEMPTED

267, Todd Babington, 2007-08

### MOST FREE THROWS

206, Lawrence Mitchell, 1986-87

### MOST FREE THROWS ATTEMPTED

290, Chris Horton, 2015-16

### BEST FREE-THROW PERCENTAGE ‡

(min. 50 FTA)  
.891, Carlos Paez, 2020-21

### MOST REBOUNDS

561, Tom Morgan, 1956-57

### BEST REBOUND AVERAGE

17.0, Tom Morgan, 1956-57

### MOST ASSISTS

211, Norman Jackson, 1976-77

### MOST BLOCKED SHOTS

100, Chris Horton, 2012-13

### MOST STEALS

89, Derek Wright, 2007-08

## INDIVIDUAL CAREER

### MOST POINTS

2,507, Terry Taylor, 2017-21

### BEST POINT AVERAGE

28.5, James "Fly" Williams, 1972-74

### MOST FIELD GOALS

967, Terry Taylor, 2017-21

### MOST FIELD GOALS ATTEMPTED

1,804, Terry Taylor, 2017-21

### BEST FIELD-GOAL PERCENTAGE

(min. 200 career FGA)  
.596, Joe Williams, 1999-2001

### MOST THREE POINTERS

319, Joe Sibbitt, 1994-98

### MOST THREE POINTERS ATTEMPTED

830, Joe Sibbitt, 1994-98

### BEST THREE-POINT PERCENTAGE

(min. 100 career 3GA)  
.429, Kyle Duncan, 2005-09

### MOST FREE THROWS

476, Drake Reed, 2005-09

### MOST FREE THROWS ATTEMPTED

694, Drake Reed, 2005-09

### BEST FREE-THROW PERCENTAGE

(min. 50 career FTA)  
.861, Travis Betran, 2012-13

### MOST REBOUNDS

1,431, Tom Morgan, 1952-53, 55-58

### BEST REBOUND AVERAGE

13.3, Tom Morgan, 1952-53, 55-58

### MOST ASSISTS

637, Norman Jackson, 1974-78

### MOST BLOCKED SHOTS (SINCE 1980)

325, Chris Horton, 2012-16

### MOST STEALS

228, Derek Wright (2004-08)

## TEAM SINGLE GAME

### MOST POINTS

128 in 1972-73 vs. Tusculum

### MOST POINTS IN ONE HALF

73 in 1986-87 vs. Youngstown St.

### MOST FIELD GOALS

52 in 1972-73 vs. Tusculum

### MOST FIELD GOALS ATTEMPTED

110 in 1973-74 vs. Union (Tenn.)

### BEST FIELD-GOAL PERCENTAGE

.688 (44 of 64) in 1990-91 vs. Milligan

### MOST THREE POINTERS

16 in 2015-16 vs. UT Martin

### MOST THREE POINTERS ATTEMPTED

36 in 1995-96 vs. Tennessee-Martin

### BEST THREE-POINT PERCENTAGE (MINIMUM OF FIVE)

1.000 (5-5) in 1987-88 vs. Berry College

### MOST FREE THROWS

52 in 1958-59 vs. Southern Illinois

### MOST FREE THROWS ATTEMPTED

61 in 1958-59 vs. Southern Illinois

### BEST FREE-THROW PERCENTAGE

1.000 (10 of 10) in 1978-79 vs. Middle Tenn.  
1.000 (10 of 10) in 1999-00 vs. Belmont

### MOST REBOUNDS

78 in 1958-59 vs. Southern Illinois

### MOST BLOCKED SHOTS

17 in 2014-15 vs. Berea

## TEAM SINGLE SEASON

### MOST WINS

24 in 2007-08. 1976-77, 1956-57

### BEST WON-LOSS PERCENTAGE

.857 (24-4) in 1976-77

### MOST POINTS

2,740 in 2015-16

### BEST POINT AVERAGE

93.1 in 1972-73

### MOST FIELD GOALS

1,113 in 1972-73

### MOST FIELD GOALS ATTEMPTED

2,457 in 1956-57

### BEST FIELD-GOAL PERCENTAGE

.507 in 2000-01

### MOST THREE POINTERS

273 in 2007-08

### MOST THREE POINTERS ATTEMPTED

715 in 2007-08

### BEST THREE-POINT PERCENTAGE

.416 in 1986-87

### MOST FREE THROWS

773 in 1956-57

### MOST FREE THROWS ATTEMPTED

1,150 in 1956-57

### BEST FREE-THROW PERCENTAGE

.783 in 1965-66

### MOST REBOUNDS

1,621 in 1960-61

### BEST REBOUND AVERAGE

53.3 in 1972-73

### BEST DEFENSIVE AVERAGE

48.3 in 1946-47

### MOST FOULS

694 in 1988-89

### MOST POINTS ALLOWED

2,765 in 2015-16

### WORST DEFENSIVE AVERAGE

91.5 in 1969-70

# AUSTIN PEAY MEN'S BASKETBALL RECORDS

## SCORING

### SEASON

Rank	Pts	Player	Season
1.	854	James "Fly" Williams	1972-73
2.	789	Bubba Wells	1995-96
3.	742	Nick Stapleton	2001-02
4.	723	Drake Reed	2008-09
5.	718	Terry Taylor	2019-20
6.	702	Lawrence Mitchell	1986-87
7.	693	Trenton Hassell	2000-01
8.	687	James "Fly" Williams	1973-74
9.	676	Chris Horton	2015-16
10.	675	Terry Taylor	2018-19
11.	663	Howard Wright	1969-70
12.	608	Josh Robinson	2015-16
13.	606	Jim Beshears	1961-62
14.	603	Bubba Wells	1996-97
15.	590	Josh Robinson	2016-17
16.	585	Keith Rawls	1988-89
17.	584	Terry Taylor	2020-21
18.	582	Howard Wright	1968-69
19.	578	Jim Beshears	1960-61
20.	574	Jordyn Adams	2019-20
21.	570	Nick Stapleton	2000-01
	570	Otis Howard	1977-78
23.	565	Doug Stamper	1962-63
24.	563	Tyshwan Edmondson	2010-11
25.	560	Bubba Wells	1994-95

### SEASON AVERAGE

Rank	PPG	Player	Season
1.	29.4	James "Fly" Williams	1972-73
2.	27.5	James "Fly" Williams	1973-74
3.	26.5	Howard Wright	1969-70
4.	26.3	Bubba Wells	1995-96
5.	24.3	Howard Wright	1968-69
6.	23.3	Jim Beshears	1961-62
7.	23.2	Nick Stapleton	2001-02
8.	21.9	Lawrence Mitchell	1986-87
9.	21.9	Drake Reed	2008-09
10.	21.8	Terry Taylor	2019-20

## REBOUNDING

### SEASON

Rank	Reb	Player	Season
1.	561	Tom Morgan	1956-57
2.	431	Chris Horton	2015-16
3.	362	Terry Taylor	2019-20
4.	346	Tommy Brown	1990-91
5.	335	Howard Jackson	1972-73
6.	333	Chris Horton	2014-15
7.	327	Greg Kinman	1970-71
8.	301	Terry Taylor	2020-21
9.	294	Terry Taylor	2018-19
10.	291	Terry Taylor	2017-18
11.	290	Bob Bradley	1959-60
12.	286	Otis Howard	1977-78
13.	285	Chris Horton	2013-14
14.	278	Howard Jackson	1971-72
15.	275	Barry Sumpter	1987-88
16.	273	Otis Howard	1975-76
	273	Averyl Ugba	2017-18
18.	272	Reggie Crenshaw	1996-97
	272	James "Fly" Williams	1973-74
	272	David Huntsinger	1961-62
21.	266	Bob Bradley	1960-61
22.	262	Joe Waller	1969-70
23.	261	Fernandez Lockett	2006-07
24.	257	Tommy Brown	1989-90
	257	Joe Williams	2000-01

### SEASON AVERAGE

Rank	RPG	Player	Season
1.	17.0	Tom Morgan	1956-57
2.	12.0	Chris Horton	2015-16
3.	11.9	Greg Kinman	1970-71
4.	11.6	Howard Jackson	1971-73
5.	11.1	Chris Horton	2014-15
6.	11.1	Terry Taylor	2020-21
7.	11.0	Terry Taylor	2019-20
8.	10.3	Tommy Brown	1988-91

9.	9.8	Tommy Head	1965-67
10.	9.6	Bob Bradley	1959-61

## FIELD GOALS

### MADE: SEASON

Rank	FGM	Player	Season
1.	360	James "Fly" Williams	1972-73
2.	312	Bubba Wells	1995-96
3.	285	Terry Taylor	2019-20
4.	275	Drake Reed	2008-09
5.	272	James "Fly" Williams	1973-74
6.	270	Nick Stapleton	2001-02
7.	262	Howard Wright	1969-70
8.	258	Terry Taylor	2018-19
9.	248	Chris Horton	2015-16
10.	246	Trenton Hassell	2000-01

### ATTEMPTS: SEASON

Rank	FGA	Player	Season
1.	800	James "Fly" Williams	1972-73
2.	602	Nick Stapleton	2001-02
3.	592	James "Fly" Williams	1973-74
4.	585	Howard Wright	1969-70
5.	568	Bubba Wells	1995-96
6.	553	Howard Wright	1968-69
7.	541	Tom Morgan	1956-57
8.	526	Otis Howard	1977-78
9.	520	Lawrence Mitchell	1986-87
10.	518	Terry Taylor	2019-20

### PERCENTAGE: SEASON (MIN. 50 MADE)

Rank	FG%	Player	Season
1.	.667	Theanthony Haymon	2000-01
2.	.644	Chris Freeman	2014-15
3.	.639	Josh Lewis	2002-03
4.	.621	Joe Williams	1999-00
5.	.617	Lamonte Ware	1991-92
6.	.614	Josh Lewis	2001-02
7.	.612	John Fraley	2010-11
8.	.606	John Fraley	2011-12
9.	.602	Ralph Garner	1976-77
10.	.602	Otis Key	1994-95

## THREE-POINT FIELD GOALS

### MADE: SEASON

Rank	3GM	Player	Season
1.	102	Todd Babington	2007-08
2.	101	Joe Sibbitt	1996-97
3.	90	Joe Sibbitt	1995-96
4.	84	Travis Betran	2012-13
5.	82	Maurice Hampton	2004-05
6.	79	Wes Channels	2008-09
7.	78	Zach Glotta	2018-19
8.	77	Joe Sibbitt	1997-98
	77	Todd Babington	2006-07
10.	75	Travis Betran	2013-14
	75	Donald Tivis	1989-90

### ATTEMPTS: SEASON

Rank	3GA	Player	Season
1.	267	Todd Babington	2007-08
2.	258	Joe Sibbitt	1996-97
3.	222	Joe Sibbitt	1995-96
4.	218	Joe Sibbitt	1997-98
5.	215	Nick Stapleton	2001-02
6.	212	Travis Betran	2013-14
7.	211	Donald Tivis	1989-90
	211	Josh Robinson	2015-16
9.	208	Todd Babington	2006-07
10.	204	Travis Betran	2012-13

### PERCENTAGE: SEASON (MIN. 30 MADE)

Rank	3G%	Player	Season
1.	.551	Kyle Duncan	2007-08
2.	.470	Cole Casbon	1993-94
3.	.456	Cory Arentsen	2012-13
4.	.451	Vincent Brooks	1986-87
5.	.448	Darryl Bedford	1986-87
6.	.443	Rick Yudt	1991-92
7.	.441	Wes Channels	2009-10
8.	.436	Bubba Wells	1995-96
9.	.435	Matt Jakeway	2000-01
10.	.432	Terry Taylor	2017-18

## ASSISTS

### SEASON

Rank	AST	Player	Season
1.	211	Norman Jackson	1976-77
2.	205	Colby Pierce	1995-96
3.	204	Norman Jackson	1977-78
4.	196	Colby Pierce	1996-97
5.	173	Danny Odums	1972-73
6.	165	Derek Wright	2007-08
7.	161	Caleb Brown	2010-11
8.	144	Michael Shunick	1979-80
	144	Trenton Hassell	2000-01
10.	139	Damarius Smith	2013-14

### SEASON AVERAGE

Rank	APG	Player	Season
1.	7.6	Norman Jackson	1977-78
2.	7.5	Norman Jackson	1976-77
3.	6.9	Michael Shunick	1979-80
4.	6.8	Colby Pierce	1995-96
5.	6.3	Colby Pierce	1996-97
6.	6.0	Danny Odums	1972-73
7.	5.6	Damarius Smith	2013-14
8.	5.2	Trenton Hassell	1999-00
9.	5.2	Tom Santel	1969-70
10.	5.0	Norman Jackson	1975-78

## BLOCKED SHOTS

### SEASON

Rank	BLK	Player	Season
1.	100	Chris Horton	2012-13
2.	92	Chris Horton	2013-14
3.	83	Josh Lewis	2003-04
4.	82	Josh Lewis	2002-03
5.	70	Chris Horton	2014-15
6.	66	Josh Lewis	2001-02
7.	63	Chris Horton	2015-16
8.	55	John Fraley	2010-11
9.	53	Joe Williams	2000-01
10.	51	Reggie Crenshaw	1997-98

### SEASON AVERAGE

Rank	BPG	Player	Season
1.	3.2	Chris Horton	2012-13
2.	3.1	Chris Horton	2013-14
3.	2.6	Josh Lewis	2002-03
4.	2.6	Josh Lewis	2003-04
5.	3.4	Chris Horton	2014-15
6.	2.1	Josh Lewis	2001-02
7.	1.8	Reggie Crenshaw	1997-98
8.	1.8	Joe Williams	1999-00
9.	1.7	Chris Horton	2015-16
10.	1.7	Joe Williams	2000-01

## STEALS

### SEASON

Rank	STL	Player	Season
1.	89	Derek Wright	2007-08
2.	71	Lamonte Ware	1988-89
3.	69	Derek Wright	2006-07
	69	Donald Tivis	1990-91
5.	63	Maurice Hampton	2004-05
6.	62	Reggie Crenshaw	1997-98
7.	61	Josh Terry	2011-12
8.	60	Donald Tivis	1988-89
	60	Josh Terry	2010-11
	60	Colby Pierce	1995-96
	60	Tyshwan Edmondson	2010-11

### SEASON AVERAGE

Rank	SPG	Player	Season
1.	2.5	Derek Wright	2007-08
2.	2.4	Donald Tivis	1990-91
3.	2.4	Lamonte Ware	1988-89
4.	2.2	Reggie Crenshaw	1997-98
5.	2.2	Alfred Barney	1978-79
6.	2.1	Derek Wright	2006-07
7.	2.0	Colby Pierce	1995-96
	2.0	Donald Tivis	1988-89
9.	2.0	Maurice Hampton	2004-05
10.	1.9	Josh Terry	2011-12

## WINFIELD DUNN CENTER RECORDS

### INDIVIDUAL AUSTIN PEAY RECORDS

**Most points** - 43, Lawrence Mitchell, 1/10/87 vs. Middle Tenn., 2/7/87 vs. Eastern Ky., 2/9/87 vs. Morehead St.; Bubba Wells, 2/25/97 vs. Morehead St.  
**Most field goals** - 18, Otis Howard, 1/14/78 vs. Eastern Kentucky  
**Most field goals attempted** - 31, Bubba Wells, 2/25/97 vs. Morehead State  
**Best field-goal percentage (min. 10 made)** - 1.000 (10 of 10), Ralph Garner, 3/4/77 vs. Murray State  
**Most three pointers** - 9, Joe Sibbitt, 1/24/98 vs. Tennessee-Martin  
**Most three pointers attempted** - 15, Joe Sibbitt, 1/24/98, vs. Tennessee-Martin  
**Best three-point percentage (min. 3 made)** - 1.000 (6 of 6), Terry Taylor, 1/24/20, Tennessee State  
**Most free throws** - 18, Gerald Gray, 1/2/85 vs. Tennessee State  
**Most free throws attempted** - 21, Andrew Burton, 2/7/81, Morehead St.; Gerald Gray, 1/2/85, Tennessee St.  
**Best free-throw percentage (min. 10 made)** - 1.000, Josh Robinson (14 of 14), 12/22/15, Wofford  
**Most rebounds** - 23, James Colson, 12/30/85, Samford  
**Most assists** - 15 Norman Jackson, 3/4/77, Murray State; Colby Pierce, 1/4/97, Southeast Missouri  
**Most steals** - 9, Reggie Crenshaw, 2/15/98, Tennessee Tech  
**Most blocks** - 10, Chris Horton 12/16/14, Berea

### INDIVIDUAL OPPONENT RECORDS

**Most points** - 39, LaZelle Durden, Cincinnati, 12/31/93  
**Most field goals** - 17, James Tillman, Eastern Kentucky, 1/10/80; J.J. Eubanks, Tennessee State, 1/21/91  
**Most field goals attempted** - 29, J.J. Eubanks, Tennessee State, 1/21/91; Michael Hart, UT Martin, 1/29/96  
**Best field-goal percentage (min. 10 made)** - 1.000 (11 of 11), Quincy Vance, Middle Tennessee, 2/25/91  
**Most three pointers made** - 8, Robert Taylor, Middle Tenn., 3/2/91; LaZelle Durden, Cincinnati, 12/31/93, LaDarius Weaver, Tennessee St., 2/2/08; Corey Wilford, Southeast Mo., 2/28/13; Glenn Cosey, Eastern Ky., 2/22/14  
**Most three pointers attempted** - 15, Leigh Gayden, Tennessee Tech, 1/18/01  
**Best three-point percentage (min. 3 made)** - 1.000 (5 of 5) Mack Smith, 2/20/21, Eastern Illinois.  
**Most free throws** - 15, Doug Bentz, Morehead State, 2/8/93  
**Most free throws attempted** - 18, Eric Stevens, Mississippi State, 1/22/92  
**Best free-throw percentage (min. 10 made)** - 1.000 (11 of 11), Marty Cline, Morehead State, 1/15/94  
**Most rebounds** - 20, Warren Kidd, Middle Tennessee, 2/25/91  
**Most assists** - 15, Grayson Murphy, Belmont, 1/26/19

### AUSTIN PEAY TEAM RECORDS

**Most points** - 122, 2/21/91, Milligan  
**Fewest points** - 46, 1/28/82, Western Kentucky  
**Most field goals** - 49, 12/10/79, Urbana  
**Most field goals attempted** - 104, 12/10/79, Urbana  
**Best field-goal percentage** - .688 (44 of 64), 2/21/91, Milligan  
**Most three pointers** - 15, 2/9/91, Morehead State; 1/4/97, Southeast Missouri; 2/8/97, Tennessee-Martin  
**Most three pointers attempted** - 34, 1/4/97, Southeast Missouri  
**Best three-point percentage** - 1.000 (5-5), 1/29/88, Berry College  
**Most free throws** - 47, 2/21/87, Youngstown  
**Most free throws attempted** - 60, 2/21/87, Youngstown  
**Best free-throw percentage** - 1.000 (10 of 10), 11/27/99, Belmont  
**Most rebounds** - 67, 12/8/75, vs. Indiana State - Evansville  
**Most assists** - 31, 12/30/15, Westminster (Mo.); 11/16/17, Oakland City  
**Most steals** - 23, 11/6/18, Calvary  
**Most blocks** - 17, 11/16/14, Berea  
**Most personal fouls** - 33, 1/25/86, Morehead State

### OPPONENT TEAM RECORDS

**Most points** - 124, Morehead State, 2/9/91  
**Fewest points** - 33, Calvary, 12/8/18  
**Most field goals** - 44, Vanderbilt, 12/19/92  
**Most field goals attempted** - 92, Morehead State, 1/12/80  
**Best field-goal percentage** - .726 (37-51), Murray State, 1/9/85  
**Most three pointers made** - 20, Southeast Missouri, 2/28/13  
**Most three pointers attempted** - 36, Tennessee-Martin, 1/29/96;  
**Best three-point percentage**: 1.000 (3 of 3) Murray State, 2/8/88  
**Most free throws** - 30, Morehead State, 1/25/86, and 2/9/91  
**Most free throws attempted** - 42, Morehead State, 2/9/91  
**Best free-throw percentage** - 1.000 (14 of 14), UT Martin, 1/4/18  
**Most rebounds** - 61, Tennessee Tech, 1/14/93  
**Most assists** - 31, Western Kentucky, 1/19/80; Southeast Missouri, 2/28/13  
**Most personal fouls** - 35, Morehead State, 1/12/80; Morehead State, 1/27/18

### MISCELLANEOUS RECORDS

**Most points by both teams** - 237, 2/9/91, Morehead State, 124, APSU 113  
**Fewest points by both teams** - 92, 12/12/81, APSU 51, Akron 41  
**Most points in first half** - 69 by APSU, 12/10/79, Urbana  
**Most points in second half** - 73 by APSU, 2/21/87, Youngstown State  
**Most consecutive APSU wins** - 26, 12/1/75 through 3/4/77  
**Attendance record** - 8,911, 1/29/77 vs. Murray State

### THE GOVERNORS AT THE DUNN CENTER/ DAVE AARON ARENA

Season	W-L	Pct	Coach
1975-76	13-0	1.000	Kelly
1976-77	13-1	.929	Kelly
1977-78	9-3	.750	Thompson
1978-79	7-7	.500	Thompson
1979-80	6-7	.463	Bargatze
1980-81	7-6	.538	Bargatze
1981-82	4-7	.364	Bargatze
1982-83	7-3	.700	Bargatze
1983-84	9-6	.600	Jackson
1984-85	5-7	.417	Jackson
1985-86	12-2	.860	Kelly
1986-87	9-3	.750	Kelly
1987-88	8-3	.727	Kelly
1988-89	11-3	.786	Kelly
1989-90	4-6	.400	Kelly
1990-91	8-6	.571	Loos
1991-92	10-2	.833	Loos
1992-93	5-7	.417	Loos
1993-94	9-3	.750	Loos
1994-95	7-5	.583	Loos
1995-96	8-4	.667	Loos
1996-97	12-2	.857	Loos
1997-98	11-2	.846	Loos
1998-99	8-4	.667	Loos
1999-00	10-3	.769	Loos
2000-01	11-1	.916	Loos
2001-02	9-4	.692	Loos
2002-03	14-0	1.000	Loos
2003-04	13-0	1.000	Loos
2004-05	7-5	.583	Loos
2005-06	11-2	.846	Loos
2006-07	13-2	.867	Loos
2007-08	13-1	.927	Loos
2008-09	9-5	.643	Loos
2009-10	11-4	.733	Loos
2010-11	10-3	.769	Loos
2011-12	8-5	.615	Loos
2012-13	5-8	.385	Loos
2013-14	8-6	.571	Loos
2014-15	6-7	.462	Loos
2015-16	7-7	.500	Loos
2016-17	5-8	.385	Loos
2017-18	12-6	.667	Figger
2018-19	13-5	.722	Figger
2019-20	14-0	1.000	Figger
2020-21	8-5	.615	Figger
2021-22	2-0	1.000	James
<b>Totals</b>	<b>421-186</b>	<b>.694</b>	



## HEAD COACH

NATE JAMES

1st Season Overall  
1st Season at Austin Peay  
4-5 // 0-0 OVC  
@RealNateJames



### JAMES COACHING CAREER

Duke, 2008-09 (Assistant Strength & Conditioning Coach)  
2009-2021 (Assistant Coach / Associate Head Coach)

### THE MAN IN CHARGE

Nate James was named the 13th coach in Austin Peay history on April 2, 2021. It will be James' first head coaching job who spent the last 13 years at his alma mater, Duke University.

Since 2008, James has been on the Duke Men's Basketball staff under the legend Mike Krzyzewski, starting out as an assistant strength and conditioning coach before working his way into an on-court role in 2009 and eventually ascending to an associate head coach role in 2017.

### NO STRANGER TO HANGING BANNERS

With James on staff at Duke, the Blue Devils won a pair of national titles in 2010 and 2015 and won 30 or more games five times. James and the Blue Devils advanced to the Sweet 16 eight times, the Elite Eight five times and made two Final Four appearances. With James in the fold, Duke hung six conference championship banners, including three straight ACC Tournament titles from 2009-11 and again in 2017 and 2018.

### SUCCESS FOLLOWS JAMES

James is no stranger to success, from his time as a player to his tenure as a coach he has been a part of 22 regular-season, tournament or national title teams.

### GETTING & DEVELOPING THE BEST

During his time in Durham, James helped in the recruitment and development of notable Blue Devils. Since 2009 Duke has produced 21 first-round NBA Draft choices, including nine players in the top-10 since 2015.

Four former Blue Devils from James' time on the sidelines (Kyrie Irving, Zion Williamson, Jayson Tatum and Brandon Ingram) have earned All-Star nods just in the last two seasons.

### THE PLAYING DAYS

James played under Krzyzewski from 1996-2001, accumulating more than 1,000 career points. James was a two-time captain and helped the Blue Devils win or share five ACC regular-season titles, a feat no other player in ACC history can claim. As a senior he was named Third Team All-ACC and named to the league's All-Defensive Team.

Following his collegiate career, James played professionally from 2002-07 with stops in Bosnia, Herzegovina, Brazil, France, Germany, Greece, Holland, Hungary, Italy, Japan, the Philippines, Poland and Russia. He also earned an invite to the Philadelphia 76ers training camp in 2004.

### HIGH PRAISE FROM COACH K

"I've known Nate since he was 18 years old. I've seen him grow from being a high school center, to becoming one of the most selfless leaders in Duke Basketball history."

"Austin Peay is getting a remarkable man and I could not be happier for Nate and his family. Austin Peay has one of the great people in college athletics in Gerald Harrison as its Director of Athletics and he has made an amazing hire. I'm looking forward to seeing the success they'll have together."

### PERSONAL

James graduated from Duke in 2001 with a degree in sociology and a minor in African-American studies. He and his wife, actress Bobbi Baker James, have two sons, Nathaniel Drake James III and Michael Dash James.



**Associate Head Coach**  
Michael Cotton



**Associate Head Coach**  
Brett Carey



**Assistant Coach**  
Jason Harris



**Director of Operations**  
Carl Little

### ALL THINGS COTTON

A veteran across the collegiate landscape, Michael Cotton has spent over a decade climbing the collegiate ranks after a decorated college career which began at Oklahoma and ended at Boston College where he played for Al Skinner - the man he would serve as associate head coach at Kennesaw State from 2015-19.

Cotton spent four seasons at Kennesaw State, coaching five All-ASUN members and helping the Owls post the program's three best seasons in scoring, field goal percentage and three-point field goal percentage.

The son of a U.S. Air Force serviceman, Cotton was born in Detroit, spent parts of his childhood in Texas, the Philippines, New Mexico and Alaska, and attended high school in Arkansas. His collegiate career began at Oklahoma before transferring to Boston College.

### THE CAREY TRAIL

Brett Carey spent the last four seasons at Indiana State under Greg Lansing. Carey is one of the architects of one of the MVC's most opportunistic defenses that led the conference and ranked 43rd nationally in turnover margin.

Prior to Indiana State, Carey spent nine years at UNC Asheville with the final two years as the program's associate head coach. Carey helped guide UNC Asheville to an NCAA Tournament appearance in 2016 and a 2017 CollegeInsider.com Tournament appearance.

Carey was a two-year letterman for UNC Asheville from 1999-2001 where he started in the backcourt both seasons. He helped guide the Bulldogs to the Big South Conference Championship game in 2000 and earned All-Tournament honors. During his senior campaign Carey earned Second Team All-Conference honors and finished third in the nation in three-point field goal percentage.

### TOTAL JASON

Jason Harris comes to Clarksville after a three-season run at North Carolina Central, serving as recruiting coordinator in addition to his role as assistant coach. With Harris on staff the Eagles set the program's Division I record for single-season wins both overall and conference play.

Harris was a longtime stalwart in the prep ranks, most recently at Bishop Ireton (Virginia) High School. He also spent time at Westminster School in Virginia, Montverde Academy and Montrose Christian Academic.

Harris graduated from Fordham University where he was a four-year letter winner and two-year captain for the Rams. In 2000 he was named one of Dick Vitale's Top-Five Long Distance Shooters in the nation. During his senior campaign, Harris earned A-10 All-Defensive Team honors and was a four-time A-10 Player of the Week.

### BEHIND THE SCENES

Carl Little spent more than two decades serving in the United States Air Force and Army and spent the last two seasons as Director of Player Development at North Carolina Central. Little spent 21 years serving the country on active duty in the US Air Force as a non-commissioned officer, and US Army as a commissioned officer. He has served various overseas tours with deployments to Kosovo, Turkey, Iraq and Jordan.

Prior to joining the staff at North Carolina Central, Little served as head coach for the All-Army Men's Basketball team, comprised of the best players in the Army. During his tenure he led the team to its first back-to-back Armed Forces Tournament Championship wins in 2016 and 2017.

Little also served as an assistant coach for Columbus State in Columbus, Georgia from 2013-17. With Little on staff, the Cougars won their first regular season title in 2015 while also making three consecutive NCAA Division II tournament appearances.





## 2021-22 AUSTIN PEAY PLAYER NOTES



### ELTON WALKER

FORWARD

6'4" • Senior

Miami, Fla.



#### CAREER HIGHS (Austin Peay / \*Miami Dade College)

Points.....27, vs. Advanced Prep Academy (12/1/2018)\*  
Rebounds ..... 18, vs. Dayton State College (11/9/2018)\*  
Field Goals..... 10, vs. Hillsborough CC (12/16/2018)\*  
FG Attempts..... 21, vs. Daytona State College (11/9/2018)\*  
Three-Pointers.... 6, at Florida Southwestern State (11/12/2019)\*  
Free Throws 9, vs. Denmark Technical College (11/1/2019)\*  
FT Attempts ..... 16, vs. Chipola College (11/29/2019)\*  
Assists..... 6, vs. Red Devils Academy (12/5/2018)\*  
Steals ..... 4, x4 last at Southeast Missouri (2/16/2021)  
Minutes ..... 32, vs. Tennessee State (1/30/2021)  
Blocks ..... 2, x7 last vs. Carver (12/4/2020)

#### 2021-22 NOTES:

- Tallied four rebounds, three of which on the offensive glass at Southern Illinois (11/12)
- Corralled seven points and seven rebounds at Purdue Fort Wayne (11/16)
- Earned four points on 2-of-2 shooting from the field at TCU (11/29)

#### CAREER SUMMARY

			TOTAL		3-Point		F-Throws		Rebounds				Scoring						
Season	GP-GS	min./avg	fg-fga	pct.	fg-fga	pct.	ft-fga	pct.	off.	def.	tot	avg	pf	ast	to	blk	stl	pts	avg
2018-19*	30-19	69-2.3	142-251	.566	16-50	.320	86-108	.796	83	102	185	6.2	72	41	45	15	47	386	12.9
2019-20*	25-21	153-6.1	109-237	.460	23-77	.299	65-94	.691	77	87	164	6.6	13	47	38	13	35	306	12.2
2020-21	26-7	448-17.2	42-79	.532	2-10	.200	14-28	.500	34	50	84	3.2	49	21	39	5	17	100	3.8
2021-22	9-0	102-11.3	9-20	.450	1-5	.200	1-3	.333	10	10	20	2.2	4	4	7	1	2	20	2.2
TOTAL	90-47	772-8.6	302-589	.513	42-142	.296	166-233	.712	204	249	453	5.0	138	113	129	34	101	812	9.0

#### 2021-22 GAME SUMMARY

Opponent	min.	fg-fga	pct	3fg-fga	pct	ft-fga	pct	off	def	tot	avg.	pf	a	t/o	blk	stl	pts	avg
UT Southern	6	0-0	.000	0-0	.000	0-0	.000	1	1	2	2.0	0	0	0	0	0	0	0.0
at Southern Illinois	17	0-2	.000	0-1	.000	0-0	.000	3	1	4	3.0	0	2	1	0	1	0	0.0
at Purdue Fort Wayne	24	3-9	.333	1-2	.500	0-1	.000	3	4	7	4.3	0	2	1	1	0	7	2.3
at Dayton	11	1-1	1.00	0-0	.000	1-2	.500	0	0	0	3.3	1	0	1	0	0	3	2.5
at Howard	4	0-0	.000	0-0	.000	0-0	.000	0	0	0	2.6	1	0	1	0	0	0	2.0
at TCU	13	2-2	1.00	0-0	.000	0-0	.000	0	2	2	2.5	0	0	2	1	1	4	2.3
Milligan	10	2-2	1.00	0-0	.000	0-0	.000	0	1	1	2.3	0	0	1	0	0	4	2.6
at North Florida	4	1-1	1.00	0-0	.000	0-0	.000	1	0	1	2.1	1	0	0	0	0	2	2.5
at South Florida	13	0-3	.000	0-2	.000	0-0	.000	2	1	3	2.2	1	0	0	0	0	0	2.2



## 2021-22 AUSTIN PEAY PLAYER NOTES



### CARLOS PAEZ

GUARD

5'10" • Junior

Naguanagua, Venezuela

1

### CAREER HIGHS

Points.....	20, at Jacksonville State (2/27/2021)
Rebounds .....	6, x2, last vs. Eastern Kentucky (1/2/2021)
Field Goals.....	7, at Jacksonville State (2/27/2021)
FG Attempts.....	11, at Jacksonville State (2/27/2021)
Three-Pointers .....	6, vs. Belmont (1/28/2021)
Free Throws .....	11, vs. South Carolina State (11/25/2019)
FT Attempts .....	12, vs. South Carolina State (11/25/2019)
Assists.....	9, at SIU-Edwardsville (2/1/2021)
Steals .....	5, vs. UT Martin (1/4/2020)
Minutes.....	41, at Morehead State (2/6/2021)
Blocks .....	

### 2021-22 NOTES:

- Recorded two points, five rebounds and five assists off the bench at Purdue Fort Wayne (11/16)
- Knocked down clutch three-pointer at Dayton to tie the game, leading to a win (11/20)
- Registered seven assists and seven points at North Florida (12/11)

### CAREER SUMMARY

			TOTAL		3-Point		F-Throws		Rebounds				Scoring						
Season	GP-GS	min./avg	fg-fga	pct.	fg-fga	pct.	ft-fga	pct.	off.	def.	tot	avg	pf	ast	to	blk	stl	pts	avg
2019-20	33-19	813-24.6	59-157	.376	28-81	.346	67-76	.882	10	49	59	1.8	78	114	44	0	42	213	6.5
2020-21	27-25	855-31.7	78-181	.431	35-85	.412	49-55	.891	15	56	71	2.6	56	114	64	0	24	240	8.9
2021-22	9-8	237-26.4	16-38	.421	8-23	.348	14-15	.933	6	15	21	2.3	24	35	12	0	15	54	6.0
TOTAL	69-52	1905-27.6	153-376	.407	71-189	.376	130-146	.890	31	120	151	2.2	158	263	120	0	81	507	7.3

### 2021-22 GAME SUMMARY

Opponent	min.	fg-fga	pct	3fg-fga	pct	ft-fga	pct	off	def	tot	avg.	pf	a	t/o	blk	stl	pts	avg
UT Southern	32	3-8	.375	3-6	.500	3-4	.750	0	0	0	0.0	3	4	2	0	2	12	12.0
at Southern Illinois	18	0-2	.000	0-1	.000	0-0	.000	0	0	0	0.0	2	1	1	0	1	0	6.0
at Purdue Fort Wayne	26	1-2	.500	0-0	.000	0-0	.000	3	2	5	1.7	4	5	2	0	1	2	4.7
at Dayton	37	1-3	.333	1-2	.500	4-4	1.00	0	1	1	1.5	4	6	3	0	1	7	5.3
at Howard	30	3-4	.750	2-2	1.00	1-1	1.00	2	1	3	1.8	0	5	1	0	4	9	6.0
at TCU	17	0-1	.000	0-1	.000	0-0	.000	0	3	3	2.0	1	0	1	0	0	0	5.0
Milligan	20	5-8	.625	1-4	.250	0-0	.000	1	3	4	2.3	2	4	0	0	3	11	5.9
at North Florida	30	2-5	.400	1-3	.333	2-2	1.00	0	2	2	2.3	3	7	0	0	1	7	6.0
at South Florida	27	1-5	.200	0-4	.000	4-4	1.00	0	3	3	2.3	5	3	2	0	2	6	6.0



## 2021-22 AUSTIN PEAY PLAYER NOTES



**NOEL  
SCOTT**  
GUARD  
6'3" • Sophomore  
Los Angeles, Calif.

2

### CAREER HIGHS

Points.....	5, at South Florida (12/14/2021)
Rebounds .....	6, at North Florida (12/11/2021)
Field Goals.....	2, at South Florida (12/14/2021)
FG Attempts.....	5, at South Florida (12/14/2021)
Three-Pointers .....	1, at South Florida (12/14/2021)
Free Throws .....	3, vs. Milligan (12/5/2021)
FT Attempts .....	4, vs. Milligan (12/5/2021)
Assists.....	2, vs. Milligan (12/5/2021)
Steals .....	1, x2, last at South Florida (12/14/2021)
Minutes.....	19, at South Florida (12/14/2021)
Blocks .....	

### 2021-22 NOTES:

- Made Govs debut at Dayton (11/20)
- Scored first points as a Gov, all coming from the free-throw line vs. Milligan (12/5)
- Registered career-high six rebounds off the bench at North Florida (12/11)
- Collected five points and five rebounds at South Florida (12/14)

### CAREER SUMMARY

Season	GP-GS	min./avg	TOTAL		3-Point		F-Throws		Rebounds				Scoring						
			fg-fga	pct.	fg-fga	pct.	ft-fga	pct.	off.	def.	tot	avg	pf	ast	to	blk	stl	pts	avg
2021-22	4-0	48-12.0	2-9	.222	1-2	.500	3-9	.333	5	10	15	3.8	8	4	6	0	2	8	2.0
TOTAL	4-0	48-12.0	2-9	.222	1-2	.500	3-9	.333	5	10	15	3.8	8	4	6	0	2	8	2.0

### 2021-22 GAME SUMMARY

Opponent	min.	fg-fga	pct	3fg-fga	pct	ft-fga	pct	off	def	tot	avg.	pf	a	t/o	blk	stl	pts	avg
UT Southern	Did Not Play																	
at Southern Illinois	Did Not Play																	
at Purdue Fort Wayne	Did Not Play																	
at Dayton	1	0-0	.000	0-0	.000	0-0	.000	0	0	0	0.0	0	0	0	0	0	0	0.0
at Howard	Did Not Play																	
at TCU	Did Not Play																	
Milligan	11	0-0	.000	0-0	.000	3-4	.750	1	3	4	2.0	1	2	1	0	0	3	1.5
at North Florida	17	0-4	.000	0-1	.000	0-2	.000	2	4	6	3.3	4	1	3	0	1	0	1.0
at South Florida	19	2-5	.400	1-1	1.00	0-3	.000	2	3	5	3.8	3	1	2	0	1	5	2.0



## 2021-22 AUSTIN PEAY PLAYER NOTES



**CALEB**  
**STONE-CARRAWELL**  
GUARD/FORWARD  
6'7" • R-Freshman  
Concord, N.C.

3

### CAREER HIGHS (Austin Peay / \*Charlotte)

Points.....	18, x2, last at Dayton (11/20/2021)
Rebounds .....	5, at Dayton (11/20/2021)
Field Goals.....	8, at Southern Illinois (11/12/2021)
FG Attempts.....	14, at Southern Illinois (11/12/2021)
Three-Pointers .....	3, x2, last at Dayton (11/20/2021)
Free Throws .....	5, vs. UT Southern (11/9/2021)
FT Attempts .....	6, vs. South Carolina State (12/7/2020)*
Assists.....	6, at Howard (11/26/2021)
Steals .....	1, x5, last vs. Milligan (12/5/2021)
Minutes.....	33, at Dayton (11/20/2021)
Blocks .....	1, x3, last at Howard (11/26/2021)

### 2021-22 NOTES:

- Had five goal attempts with one steal in 27 minutes vs. UT Southern (11/9)
- Registered career-high 18 points on 8-of-14 shooting from the field at Southern Illinois (11/12)
- Scored in double figures with 13 points on 5-of-9 shooting at Purdue Fort Wayne (11/16)
- Matched career-high with 18 points on 7-of-12 shooting from the field at Dayton (11/20)

### CAREER SUMMARY

Season	GP-GS	min./avg	TOTAL		3-Point		F-Throws		Rebounds				Scoring						
			fg-fga	pct.	fg-fga	pct.	ft-fga	pct.	off.	def.	tot	avg	pf	ast	to	blk	stl	pts	avg
2019-20	-Redshirt-																		
2020-21*	13-0	127-9.8	8-27	.296	1-7	.143	8-13	.615	3	16	19	1.5	9	3	10	2	0	25	1.9
2021-22	9-9	252-28.0	42-90	.467	12-38	.316	13-15	.867	4	24	28	3.1	16	20	27	2	5	109	12.1
TOTAL	22-9	379-17.2	50-117	.427	13-45	.288	21-28	.750	7	40	47	2.1	25	23	37	4	5	134	6.1

### 2021-22 GAME SUMMARY

Opponent	min.	fg-fga	pct	3fg-fga	pct	ft-fga	pct	off	def	tot	avg.	pf	a	t/o	blk	stl	pts	avg
UT Southern	27	2-5	.400	0-2	.000	5-5	1.00	0	2	2	2.0	1	2	2	0	1	9	9.0
at Southern Illinois	31	8-14	.571	2-4	.500	0-0	.000	2	2	4	3.0	3	1	1	1	1	18	13.5
at Purdue Fort Wayne	29	5-9	.556	3-5	.600	0-0	.000	0	3	3	3.0	4	2	6	0	0	13	13.3
at Dayton	33	7-12	.583	3-4	.750	1-2	.500	1	4	5	3.5	2	3	2	0	1	18	14.5
at Howard	28	4-12	.333	1-6	.167	1-2	.500	0	5	5	3.8	2	6	5	1	1	10	13.6
at TCU	29	5-6	.556	2-4	.500	2-2	1.00	0	2	2	3.5	3	1	3	0	0	14	13.7
Milligan	25	7-13	.539	1-6	.167	2-2	1.00	1	3	4	3.6	0	3	3	0	1	17	14.1
at North Florida	25	3-9	.333	0-4	.000	0-0	.000	0	0	0	3.1	1	2	4	0	0	6	13.1
at South Florida	25	1-7	.143	0-3	.000	2-2	1.00	0	3	3	3.1	0	0	1	0	0	4	12.1





## 2021-22 AUSTIN PEAY PLAYER NOTES



**ELIJHA  
HUTCHINS-EVERETT**  
CENTER  
6'11" • Freshman  
Orange, N.J.

**4**

### CAREER HIGHS

Points.....	25, at Dayton (11/20/2021)
Rebounds .....	14, at Dayton (11/20/2021)
Field Goals.....	9, at North Florida (12/11/2021)
FG Attempts.....	13, x2, last at Dayton (11/20/2021)
Three-Pointers ..	2, x2, last at Southern Illinois (11/12/2021)
Free Throws .....	13, at Dayton (11/20/2021)
FT Attempts .....	16, at Dayton (11/20/2021)
Assists.....	2, x2, last vs. Milligan (12/5/2021)
Steals .....	2, at Southern Illinois (11/12/2021)
Minutes.....	36, at Dayton (11/20/2021)
Blocks .....	3, at Howard (11/26/2021)

### 2021-22 NOTES:

- Made first collegiate start, scoring 17 points and leading the Govs with eight rebounds vs. UT Southern (11/9)
- Led the Govs with 19 points on 7-of-11 shooting from the field in 33 minutes at Southern Illinois (11/12)
- OVC Co-Freshman of the Week (11/15) / OVC Freshman of the Week (11/22)
- Had 12 rebounds at Purdue Fort Wayne (11/16)
- Posted career-highs in points (25) and rebounds (14) at Dayton (11/20)
- Second career 20-point performance, with 20 points on 9-of-10 shooting from the field at North Florida (12/11)

### CAREER SUMMARY

Season	GP-GS	min./avg	TOTAL		3-Point		F-Throws		Rebounds				Scoring				
			fg-fga	pct.	fg-fga	pct.	ft-fga	pct.	off.	def.	tot	avg	pf	ast	to	blk	stl
2021-22	9-9	248-27.6	40-76	.526	4-12	.333	33-47	.702	24	42	66	7.3	16	10	23	5	7
<b>TOTAL</b>	<b>9-9</b>	<b>248-27.6</b>	<b>40-76</b>	<b>.526</b>	<b>4-12</b>	<b>.333</b>	<b>33-47</b>	<b>.702</b>	<b>24</b>	<b>42</b>	<b>66</b>	<b>7.3</b>	<b>16</b>	<b>10</b>	<b>23</b>	<b>5</b>	<b>7</b>

### 2021-22 GAME SUMMARY

Opponent	min.	fg-fga	pct	3fg-fga	pct	ft-fga	pct	off	def	tot	avg.	pf	a	t/o	blk	stl	pts	avg
UT Southern	24	6-13	.462	2-3	.667	3-7	.429	4	4	8	8.0	2	1	2	1	1	17	17.0
at Southern Illinois	34	7-11	.636	2-3	.667	3-3	1.00	1	4	5	6.5	1	1	2	1	2	19	18.0
at Purdue Fort Wayne	27	1-5	.200	0-1	.000	2-4	.500	5	7	12	8.3	2	4	4	0	1	4	13.3
at Dayton	36	6-13	.462	0-2	.000	13-16	.813	6	8	14	9.8	3	2	2	0	0	25	16.3
at Howard	32	6-11	.545	0-0	.000	2-3	.667	4	6	10	9.8	2	1	5	3	0	14	15.8
at TCU	19	0-2	.000	0-1	.000	2-4	.500	2	4	6	9.2	1	1	1	0	1	2	13.5
Milligan	21	3-5	.600	0-1	.000	4-4	1.00	1	1	2	8.1	0	2	0	0	1	10	13.0
at North Florida	28	9-10	.900	0-0	.000	2-3	.667	1	3	4	7.6	3	1	2	0	0	20	13.9
at South Florida	27	2-6	.333	0-1	.000	2-3	.667	0	5	5	7.3	2	0	5	0	1	6	13.0



## 2021-22 AUSTIN PEAY PLAYER NOTES



### DREW CALDERON

GUARD

6'4" • Freshman

The Woodlands, Texas

5

### CAREER HIGHS

Points.....	12, at Purdue Fort Wayne (11/16/2021)
Rebounds .....	3, vs. UT Southern (11/9/2021)
Field Goals.....	4, at Purdue Fort Wayne (11/16/2021)
FG Attempts.....	7, at Purdue Fort Wayne (11/16/2021)
Three-Pointers .....	4, at Purdue Fort Wayne (11/16/2021)
Free Throws .....	2, at TCU (11/29/2021)
FT Attempts .....	2, at TCU (11/29/2021)
Assists.....	2, x2, last vs. Milligan (12/5/2021)
Steals .....	2, x3, last at South Florida (12/14/2021)
Minutes.....	23, at Purdue Fort Wayne (11/16/2021)
Blocks .....	

### 2021-22 NOTES:

- Made collegiate debut vs. UT Southern, scoring two points with three rebounds in 19 minutes
- Knocked down four three-pointers for a career-high 12 points at Purdue Fort Wayne (11/16)

### CAREER SUMMARY

			TOTAL		3-Point		F-Throws		Rebounds										Scoring	
Season	GP-GS	min./avg	fg-fga	pct.	fg-fga	pct.	ft-fga	pct.	off.	def.	tot	avg	pf	ast	to	blk	stl	pts	avg	
2021-22	9-0	141-15.7	11-30	.367	10-24	.417	2-2	1.00	2	8	10	1.1	5	5	2	0	6	34	3.8	
TOTAL	9-0	141-15.7	11-30	.367	10-24	.417	2-2	1.00	2	8	10	1.1	5	5	2	0	6	34	3.8	

### 2021-22 GAME SUMMARY

Opponent	min.	fg-fga	pct	3fg-fga	pct	ft-fga	pct	off	def	tot	avg.	pf	a	t/o	blk	stl	pts	avg
UT Southern	19	1-4	.250	0-3	.000	0-0	.000	1	2	3	3.0	0	2	0	0	0	2	2.0
at Southern Illinois	17	0-3	.000	0-1	.000	0-0	.000	0	1	1	2.0	1	0	0	0	0	0	1.0
at Purdue Fort Wayne	23	4-7	.571	4-7	.571	0-0	.000	0	0	0	1.3	2	0	0	0	2	12	4.7
at Dayton	9	1-1	1.00	1-1	1.00	0-0	.000	0	0	0	1.0	0	0	0	0	0	3	4.3
at Howard	20	2-6	.333	2-5	.400	0-0	.000	0	0	0	0.8	0	0	0	0	0	6	4.6
at TCU	16	1-2	.500	1-2	.500	2-2	1.00	0	2	2	1.0	0	0	0	0	0	5	4.7
Milligan	17	2-5	.400	2-3	.667	0-0	.000	0	1	1	1.0	1	2	0	0	2	6	4.9
at North Florida	6	0-1	.000	0-1	.000	0-0	.000	1	1	2	1.1	1	0	0	0	0	0	4.3
at South Florida	14	0-1	.000	0-1	.000	0-0	.000	0	1	1	1.1	0	1	2	0	2	0	3.8



## 2021-22 AUSTIN PEAY PLAYER NOTES



**JALEN  
WARE**

**FORWARD**

**6'8" • R-Freshman  
Winston-Salem, N.C.**

**10**

### CAREER HIGHS (\*Allegany College of Maryland)

Points.....15, at Westmoreland (3/19/2021)\*  
Rebounds ..... 11, vs. Garrett (2/24/2020)\*  
Field Goals.....7, vs. Pennsylvania Highlands (3/1/2021)\*  
FG Attempts..... 13, vs. Garrett (2/24/2020)\*  
Three-Pointers2, x2, last vs. Pennsylvania Highlands (3/1/2021)\*  
Free Throws ..... 2, x3 last at Westmoreland (3/19/2021)\*  
FT Attempts ..... 2, x5 last at Westmoreland (3/19/2021)\*  
Assists.....5, x2 last at Westmoreland (3/19/2021)\*  
Steals ..... 3, x3 last at Westmoreland (3/19/2021)\*  
Minutes..... 37, vs. Garrett (2/24/2021)\*  
Blocks ..... 5, vs. Garrett (2/24/2021)\*

### 2021-22 NOTES:

- Made season debut for the Govs, registering three rebounds in seven minutes at Southern Illinois (11/12)

### CAREER SUMMARY

			TOTAL		3-Point		F-Throws		Rebounds				Scoring						
Season	GP-GS	min./avg	fg-fga	pct.	fg-fga	pct.	ft-fga	pct.	off.	def.	tot	avg	pf	ast	to	blk	stl	pts	avg
2020-21*	10-8	226-22.6	47-92	.511	9-23	.391	8-12	.667	22	42	64	6.4	9	21	8	16	16	111	11.1
2021-22	2-0	9-4.5	0-1	.000	0-1	.000	0-0	.000	0	3	3	1.5	0	0	0	0	0	0	0.0
TOTAL	12-8	235-19.6	47-93	.505	9-24	.375	8-12	.667	22	45	67	5.6	9	21	8	16	16	111	9.3

### 2021-22 GAME SUMMARY

Opponent	min.	fg-fga	pct	3fg-fga	pct	ft-fga	pct	off	def	tot	avg.	pf	a	t/o	blk	stl	pts	avg
UT Southern	Did Not Play																	
at Southern Illinois	8	0-1	.000	0-1	.000	0-0	.000	0	3	3	3.0	0	0	0	0	0	0	0.0
at Purdue Fort Wayne	1	0-0	.000	0-0	.000	0-0	.000	0	0	0	1.5	0	0	0	0	0	0	0.0
at Dayton	Did Not Play																	
at Howard	Did Not Play																	
at TCU	Did Not Play																	
Milligan	Did Not Play																	
at North Florida	Did Not Play																	
at South Florida	Did Not Play																	



## 2021-22 AUSTIN PEAY PLAYER NOTES



### CORBIN MERRITT

FORWARD

6'8" • R-Senior

Lloyd, Fla.

11

#### CAREER HIGHS (\*Daytona State/Oklahoma/Austin Peay)

Points..... 17, vs. Coastal Alabama-North (12/1/2018)\*  
Rebounds .... 10, x2 last vs. Coastal Alabama-North (12/1/2018)\*  
Field Goals..... 6, x2 last vs. Coastal Alabama-North (12/1/2018)\*  
FG Attempts..... 9, vs. Coastal Alabama-North (12/1/2018)\*  
Three-Pointers ..... 1, x4, last at TCU (11/29/2021)  
Free Throws ..... 3, at North Florida (12/11/2021)  
FT Attempts ..... 4, at North Florida (12/11/2021)  
Assists..... 2, x9, last at Dayton (11/20/2021)  
Steals ... 2, vs. South Georgia State College (11/20/2018)\*  
Minutes ..... 40, x2, last vs. DME (12/14/2018)\*  
Blocks ..... 7, vs. FSCJ (2/23/2019)\*

#### 2021-22 NOTES:

- Went 2-for-3 from the field for four points at Southern Illinois (11/12)
- Made first start of the season at Dayton (11/20)
- Tallied five points and seven rebounds off the bench at TCU (11/29)
- Registered four blocks in win over Milligan (12/5)

#### CAREER SUMMARY

Season	GP-GS	min./avg	TOTAL		3-Point		F-Throws		Rebounds				Scoring						
			fg-fga	pct.	fg-fga	pct.	ft-fga	pct.	off.	def.	tot	avg	pf	ast	to	blk	stl	pts	avg
2017-18*	5-0	5-1.0	8-12	.667	1-1	1.00	0-0	.000	4	7	11	2.2	0	1	3	8	2	17	3.4
2018-19*	30-2	44-14.9	59-116	.509	3-19	.158	20-39	.513	44	78	122	4.1	60	22	27	48	6	141	4.7
2019-20*	8-0	15-1.8	3-4	.750	1-1	1.00	0-0	.000	2	2	4	0.5	2	0	1	2	1	7	0.9
2020-21	14-1	77-5.5	9-25	.360	0-3	.000	1-2	.500	8	12	20	1.4	9	3	7	2	0	19	1.4
2021-22	9-1	102-11.4	11-31	.355	4-19	.211	6-9	.667	4	15	19	2.1	22	3	2	6	1	32	3.6
TOTAL	66-4	646-9.8	90-188	.478	9-43	.209	27-50	.540	62	114	176	2.7	93	29	40	66	10	216	3.3

#### 2021-22 GAME SUMMARY

Opponent	min.	fg-fga	pct	3fg-fga	pct	ft-fga	pct	off	def	tot	avg.	pf	a	t/o	blk	stl	pts	avg
UT Southern	7	0-0	.000	0-0	.000	0-0	.000	1	1	2	2.0	0	0	0	0	0	0	0.0
at Southern Illinois	7	2-3	.667	0-1	.000	0-0	.000	0	0	0	1.0	1	1	0	0	1	4	2.0
at Purdue Fort Wayne	10	1-7	.143	1-7	.143	0-0	.000	0	1	1	1.0	3	0	1	0	0	3	2.3
at Dayton	7	1-3	.333	1-3	.333	0-0	.000	0	1	1	1.0	5	2	1	0	0	3	2.5
at Howard	7	0-0	.000	0-0	.000	0-0	.000	0	0	0	0.8	0	0	0	0	0	0	2.0
at TCU	21	2-8	.250	1-5	.200	0-0	.000	1	6	7	1.8	5	0	0	2	0	5	2.5
Milligan	17	2-4	.500	0-0	.000	1-3	.333	1	3	4	2.1	2	0	0	4	0	5	2.9
at North Florida	12	2-4	.500	0-1	.000	3-4	.750	1	1	2	2.1	3	0	0	0	0	7	3.4
at South Florida	15	1-2	.500	1-2	.500	2-2	1.00	0	2	2	2.1	3	0	0	0	0	5	3.6





## 2021-22 AUSTIN PEAY PLAYER NOTES



**DJ  
PEAVY**

**GUARD**

**6'2" • R-Junior**

**Cibola, Texas**

**14**

### CAREER HIGHS (\*Mercer /Austin Peay)

Points.....16, vs. Piedmont College (11/9/2018)\*  
Rebounds .....4, vs. Piedmont College (11/9/2018)\*  
Field Goals..... 5,vs. Maryland Eastern Shore (11/20/2018)\*  
FG Attempts.....9, vs. Piedmont College (11/9/2018)\*  
Three-Pointers .....5, vs. Piedmont College (11/9/2018)\*  
Free Throws .....4, vs. Murray State (12/21/2020)  
FT Attempts .....6, vs. Murray State (12/21/2020)  
Assists..... 7, vs. Carver (12/4/2020)  
Steals ..... 2, x2 last vs. Murray State (12/21/2020)  
Minutes..... 25, vs. Piedmont College (11/9/2018)\*  
Blocks .....

### 2021-22 NOTES:

- Made first start of the season at Purdue Fort Wayne (11/16)

### CAREER SUMMARY

			TOTAL		3-Point		F-Throws		Rebounds				Scoring						
Season	GP-GS	min./avg	fg-fga	pct.	fg-fga	pct.	ft-fga	pct.	off.	def.	tot	avg	pf	ast	to	blk	stl	pts	avg
2018-19*	17-0	134-7.9	18-33	.545	10-17	.588	9-11	.818	1	10	11	0.6	21	11	13	0	3	55	3.2
2019-20*	- Did Not Play -																		
2020-21	27-2	334-12.4	25-61	.410	5-13	.385	15-32	.469	12	14	26	1.0	53	38	34	0	9	70	2.6
2021-22	7-1	76-10.9	5-11	.455	0-0	.000	0-0	.000	2	3	5	0.7	10	6	6	1	1	10	1.4
TOTAL	51-3	544-10.7	48-105	.457	15-30	.500	24-43	.558	15	27	42	0.8	84	55	53	1	13	135	2.7

### 2021-22 GAME SUMMARY

Opponent	min.	fg-fga	pct	3fg-fga	pct	ft-fga	pct	off	def	tot	avg.	pf	a	t/o	blk	stl	pts	avg
UT Southern	7	1-2	.500	0-0	.000	0-0	.000	0	1	1	1.0	1	1	0	0	0	2	2.0
at Southern Illinois	19	1-2	.500	0-0	.000	0-0	.000	1	0	1	1.0	3	0	2	0	0	2	2.0
at Purdue Fort Wayne	17	1-1	1.00	0-0	.000	0-0	.000	0	1	1	1.0	1	0	1	0	0	2	2.0
at Dayton	1	0-0	.000	0-0	.000	0-0	.000	0	0	0	0.8	0	1	0	0	0	0	1.5
at Howard	10	0-1	.000	0-0	.000	0-0	.000	0	0	0	0.6	3	1	1	0	0	0	1.2
at TCU	23	2-3	.667	0-0	.000	0-0	.000	1	1	2	0.8	1	3	0	1	1	4	1.7
Milligan	9	0-2	.000	0-0	.000	0-0	.000	0	0	0	0.7	1	0	2	0	0	0	1.4
at North Florida	Did Not Play																	
at South Florida	Did Not Play																	



## 2021-22 AUSTIN PEAY PLAYER NOTES



### CODEY BATES

GUARD

6'2" • Junior  
Memphis, Tenn.

20

### CAREER HIGHS

Points.....	3, vs. Tennessee State (1/23/2020)
Rebounds .....	1, x2 last vs. Carver (12/4/2020)
Field Goals.....	1, vs. Tennessee State (1/23/2020)
FG Attempts.....	2, vs. Oakland City (11/5/2019)
Three-Pointers .....	1, vs. Tennessee State (1/23/2020)
Free Throws .....	1, at Southeast Missouri (1/16/2020)
FT Attempts .....	2, x2, last vs. Milligan (12/5/2021)
Assists.....	1, at Southeast Missouri (1/16/2020)
Steals .....	
Minutes.....	5, at Southeast Missouri (1/16/2020)
Blocks .....	

### 2021-22 NOTES:

- Made first appearance of season vs. Milligan (12/5)

### CAREER SUMMARY

Season	GP-GS	min./avg	TOTAL		3-Point		F-Throws		Rebounds				Scoring						
			fg-fga	pct.	fg-fga	pct.	ft-fta	pct.	off.	def.	tot	avg	pf	ast	to	blk	stl	pts	avg
2019-20	6-0	12-2.0	2-3	.667	1-2	.500	1-2	.500	1	0	1	0.2	3	1	1	0	0	6	1.0
2020-21	3-0	7-2.3	0-2	.000	0-0	.000	0-0	.000	1	0	1	0.3	1	0	0	0	0	0	0.0
2021-22	1-0	2-2.0	0-1	.000	0-1	.000	0-2	.000	0	0	0	0.0	0	0	0	0	0	0	0.0
TOTAL	10-0	21-2.1	2-6	.333	1-3	.333	1-4	.250	2	0	2	0.2	4	1	1	0	0	6	0.6

### 2021-22 GAME SUMMARY

Opponent	min.	fg-fga	pct	3fg-fga	pct	ft-fta	pct	off	def	tot	avg.	pf	a	t/o	blk	stl	pts	avg
UT Southern	Did Not Play																	
at Southern Illinois	Did Not Play																	
at Purdue Fort Wayne	Did Not Play																	
at Dayton	Did Not Play																	
at Howard	Did Not Play																	
at TCU	Did Not Play																	
Milligan	2	0-1	.000	0-1	.000	0-2	.000	0	0	0	0.0	0	0	0	0	0	0	0.0
at North Florida	Did Not Play																	
at South Florida	Did Not Play																	



## 2021-22 AUSTIN PEAY PLAYER NOTES



### ALEC WOODARD

GUARD

6'2" • Junior

Rutledge, Ga.

22

### CAREER HIGHS

Points.....	17, vs. Eastern Kentucky (1/2/2021)
Rebounds .....	6, x2, last at South Florida (12/14/2021)
Field Goals.....	4, x3, last vs. Milligan (12/5/2021)
FG Attempts.....	10, vs. Eastern Kentucky (1/2/2021)
Three-Pointers .....	4, x2, last vs. Milligan (12/5/2021)
Free Throws .....	8, vs. Eastern Kentucky (1/2/2021)
FT Attempts .....	9, vs. Eastern Kentucky (1/2/2021)
Assists.....	5, vs. Jacksonville State (1/23/2021)
Steals .....	5, at Southeast Missouri (2/16/2021)
Minutes.....	36, vs. Tennessee Tech (1/21/2021)
Blocks .....	2, at Tennessee State (2/6/2020)

### 2021-22 NOTES:

- Was a perfect 4-for-4 from long distance with 12 points vs. Milligan (12/5)
- Registered career-high six rebounds at South Florida (12/14)

### CAREER SUMMARY

			TOTAL		3-Point		F-Throws		Rebounds				Scoring						
Season	GP-GS	min./avg	fg-fga	pct.	fg-fga	pct.	ft-fga	pct.	off.	def.	tot	avg	pf	ast	to	blk	stl	pts	avg
2019-20	31-4	510-16.5	40-90	.444	27-67	.403	25-30	.833	15	48	63	2.0	63	25	17	6	17	132	4.3
2020-21	25-11	488-19.5	46-128	.359	26-83	.313	18-23	.783	18	42	60	2.4	77	26	23	1	27	136	5.4
2021-22	4-0	39-9.9	6-11	.545	4-8	.500	1-1	1.00	3	4	7	1.8	7	4	3	0	2	17	4.3
TOTAL	60-15	1037-17.3	92-229	.402	57-158	.361	44-54	.815	36	94	130	2.2	147	55	43	7	46	285	4.8

### 2021-22 GAME SUMMARY

Opponent	min.	fg-fga	pct	3fg-fga	pct	ft-fga	pct	off	def	tot	avg.	pf	a	t/o	blk	stl	pts	avg
UT Southern	10	1-2	.500	0-1	.000	0-0	.000	0	1	1	1.0	1	1	1	0	0	2	2.0
at Southern Illinois	Did Not Play																	
at Purdue Fort Wayne	Did Not Play																	
at Dayton	Did Not Play																	
at Howard	Did Not Play																	
at TCU	Did Not Play																	
Milligan	10	4-4	1.00	4-4	1.00	0-0	.000	0	0	0	0.5	3	2	1	0	1	12	7.0
at North Florida	3	0-0	.000	0-0	.000	0-0	.000	0	0	0	0.3	1	0	0	0	0	0	4.7
at South Florida	16	1-5	.200	0-3	.000	1-1	1.00	3	3	6	1.8	2	1	1	0	2	3	4.3



## 2021-22 AUSTIN PEAY PLAYER NOTES



### ASSANE DIOUF

CENTER

7'2" • R-Sophomore

Dakar, Senegal

23

### CAREER HIGHS (\*Fresno State/Austin Peay)

Points.....	9, vs. IUPUI (12/20/2019)*
Rebounds .....	5, vs. CSUSB (11/17/2019)*
Field Goals.....	4, vs. IUPUI (12/20/2019)*
FG Attempts.....	7, vs. IUPUI (12/20/2019)*
Three-Pointers .....	
Free Throws .....	1, vs. IUPUI (12/20/2019)*
FT Attempts .....	2, vs. IUPUI (12/20/2019)*
Assists.....	1, vs. Boise State (1/25/2020)*
Steals .....	
Minutes.....	16, at San Diego State (1/1/2020)*
Blocks .....	1, x2 last vs. Utah State (2/4/2021)*

### 2021-22 NOTES:

- Spent the past three seasons at Fresno State
- Saw action in 25 games for the Bulldogs after redshirting freshman season
- Came to the United States with ambition of earning education through basketball

### CAREER SUMMARY

Season	GP-GS	min./avg	TOTAL		3-Point		F-Throws		Rebounds				Scoring						
			fg-fga	pct.	fg-fga	pct.	ft-fga	pct.	off.	def.	tot	avg	pf	ast	to	blk	stl	pts	avg
2018-19*	-Redshirt-																		
2019-20*	19-1	130-6.8	10-23	.435	0-1	.000	2-9	.222	7	20	27	1.4	23	1	12	6	0	22	1.2
2020-21*	6-0	21-3.5	1-3	.333	0-0	.000	0-0	.000	0	2	2	0.3	4	0	2	1	0	2	0.3
2021-22	5-0	19-4.5	2-2	1.00	0-0	.000	0-1	.000	2	2	4	0.8	6	0	2	0	0	4	0.8
TOTAL	30-1	167-5.6	13-28	.464	0-1	.000	2-10	.200	9	24	33	1.1	33	1	16	7	0	28	0.9

### 2021-22 GAME SUMMARY

Opponent	min.	fg-fga	pct	3fg-fga	pct	ft-fga	pct	off	def	tot	avg.	pf	a	t/o	blk	stl	pts	avg
UT Southern	7	2-2	1.00	0-0	.000	0-1	.000	0	0	0	0.0	1	0	1	0	0	4	4.0
at Southern Illinois	4	0-0	.000	0-0	.000	0-0	.000	1	1	2	1.0	1	0	1	0	0	0	2.0
at Purdue Fort Wayne	4	0-0	.000	0-0	.000	0-0	.000	1	1	2	1.3	1	0	0	0	0	0	1.3
at Dayton	3	0-0	.000	0-0	.000	0-0	.000	0	0	0	1.0	3	0	0	0	0	0	1.0
at Howard	Did Not Play																	
at TCU	Did Not Play																	
Milligan	Did Not Play																	
at North Florida	Did Not Play																	
at South Florida	1	0-0	.000	0-0	.000	0-0	.000	0	0	0	0.8	0	0	0	0	0	0	0.8





## 2021-22 AUSTIN PEAY PLAYER NOTES



### CAMERON COPELAND

GUARD/FORWARD

6'7" • Junior

Douglasville, Ga.

24

### CAREER HIGHS (College of Charleston/McLennan CC / North Florida/Austin Peay)

Points..... 34, at Grayson College (2/22/2020)\*  
Rebounds ..... 10, at Hill College (2/12/2020)\*  
Field Goals..... 13, at Grayson College (2/22/2020)\*  
FG Attempts... 21, x2 last Southwestern Christian College (2/19/2020)\*  
Three-Pointers ..6, vs. Fort Hood Phantom Warriors (11/1/2019)\*  
Free Throws ..... 6, vs. Towson (2/7/2021)\*  
FT Attempts ..... 7, at North Lake College (12/4/2019)\*  
Assists..... 6, at North Florida (12/11/2021)  
Steals ..... 7, at Howard (11/26/2021)  
Minutes ..... 38, at North Florida (12/11/2021)  
Blocks ..... 2, at Blinn College (11/12/2019)\*

### 2021-22 NOTES:

- Had 18 points and six rebounds in 33 minutes vs. UT Southern (11/9)
- Registered 13 points off the bench on 5-of-12 shooting at Dayton (11/20)
- Collected a career-high seven steals with season-best 16 points at Howard (11/26)
- Led the Govs with seven rebounds vs. Milligan (12/5)
- Scored a season-high 25 points with five three-pointers at North Florida (12/11)
- OVC Newcomer of the Week (12/13)

### CAREER SUMMARY

Season	GP-GS	min./avg	TOTAL		3-Point		F-Throws		Rebounds				Scoring						
			fg-fga	pct.	fg-fga	pct.	ft-fta	pct.	off.	def.	tot	avg	pf	ast	to	blk	stl	pts	avg
2018-19*	12-0	80-6.7	9-35	.257	3-16	.188	8-8	1.00	1	3	4	0.3	5	5	4	0	3	29	2.4
2019-20*	30-12	600-20.0	153-308	.497	44-133	.331	44-56	.786	31	82	113	3.8	41	43	41	13	21	394	13.1
2020-21*	19-0	303-15.9	42-82	.512	10-27	.370	12-14	.857	8	47	55	2.9	17	6	11	2	7	106	5.6
2021-22	9-8	232-25.8	44-97	.454	11-35	.314	8-9	.889	7	24	31	3.4	14	18	11	2	13	107	11.9
<b>TOTAL</b>	<b>70-20</b>	<b>1215-17.4</b>	<b>248-522</b>	<b>.475</b>	<b>68-211</b>	<b>.322</b>	<b>72-87</b>	<b>.828</b>	<b>47</b>	<b>156</b>	<b>203</b>	<b>2.9</b>	<b>77</b>	<b>72</b>	<b>67</b>	<b>17</b>	<b>44</b>	<b>636</b>	<b>9.1</b>

### 2021-22 GAME SUMMARY

Opponent	min.	fg-fga	pct	3fg-fga	pct	ft-fta	pct	off	def	tot	avg.	pf	a	t/o	blk	stl	pts	avg
UT Southern	33	7-15	.467	1-5	.200	3-3	1.00	1	5	6	6.0	0	3	2	1	0	18	18.0
at Southern Illinois	19	3-8	.375	0-2	.000	1-1	1.00	0	0	0	3.0	2	3	1	0	1	7	12.5
at Purdue Fort Wayne	10	1-6	.167	0-1	.000	0-0	.000	0	1	1	2.3	3	0	1	1	1	2	9.0
at Dayton	24	5-12	.417	2-5	.400	1-2	.500	1	4	5	3.0	0	1	1	0	0	13	10.0
at Howard	36	7-11	.636	1-2	.500	1-1	1.00	1	5	6	3.6	0	2	3	0	7	16	11.2
at TCU	26	2-11	.182	0-5	.000	0-0	.000	0	0	0	3.0	1	1	2	0	0	4	10.0
Milligan	29	4-8	.500	0-3	.000	2-2	1.00	3	4	7	3.6	2	2	1	0	1	10	10.0
at North Florida	38	10-17	.588	5-7	.714	0-0	.000	1	5	6	3.9	2	6	0	0	2	25	11.9
at South Florida	17	5-9	.556	2-5	.400	0-0	.000	0	0	0	3.4	4	0	0	0	1	12	11.9



## 2021-22 AUSTIN PEAY PLAYER NOTES



### CHANDLER CLEMENTS

FORWARD

6'7" • R-Sophomore

Red Boiling Springs, Tenn.

33

### CAREER HIGHS (Bethel (TN) / Austin Peay)

Points.....	35, at Oakland City (12/9/2020)*
Rebounds .....	10, x2 last at Freed-Hardeman (2/8/2021)*
Field Goals.....	16, at Oakland City (12/9/2020)*
FG Attempts.....	24, at Oakland City (12/9/2020)*
Three-Pointers .....	4, at Freed-Hardeman (2/8/2021)*
Free Throws .....	8, vs. Shawnee State (1/14/2021)*
FT Attempts .....	9, at Martin Methodist (1/2/2021)*
Assists.....	5, at Pikeville (1/9/2021)*
Steals .....	4, vs. Shawnee State (1/14/2021)*
Minutes.....	34, at Martin Methodist (1/2/2021)*
Blocks .....	2, x3 last at Pikeville (1/9/2021)*

### 2021-22 NOTES:

- Made season debut at Howard (11/26)
- Scored first points of the season at TCU (11/29)
- Earned one steal vs. Milligan (12/5)

### CAREER SUMMARY

Season	GP-GS	min./avg	TOTAL		3-Point		F-Throws		Rebounds									Scoring	
			fg-fga	pct.	fg-fga	pct.	ft-fga	pct.	off.	def.	tot	avg	pf	ast	to	blk	stl	pts	avg
2019-20	-	Did Not Play	-	-	-	-	-	-	-	-	-	-	-	-	-	-	-	-	-
2020-21*	19-19	576-30.3	137-271	.506	16-35	.457	69-85	.812	38	90	128	6.7	38	37	32	7	16	359	18.9
2021-22	3-0	4-1.4	1-2	.500	0-0	.000	0-0	.000	0	0	0	0.0	0	0	0	0	1	2	0.7
TOTAL	22-19	580-26.4	138-273	.506	16-35	.457	69-85	.812	38	90	128	5.8	38	37	32	7	17	361	16.4

### 2021-22 GAME SUMMARY

Opponent	min.	fg-fga	pct	3fg-fga	pct	ft-fga	pct	off	def	tot	avg.	pf	a	t/o	blk	stl	pts	avg
UT Southern	Did Not Play																	
at Southern Illinois	Did Not Play																	
at Purdue Fort Wayne	Did Not Play																	
at Dayton	Did Not Play																	
at Howard	1	0-0	.000	0-0	.000	0-0	.000	0	0	0	0.0	0	0	0	0	0	0	0.0
at TCU	1	1-2	.500	0-0	.000	0-0	.000	0	0	0	0.0	0	0	0	0	0	2	1.0
Milligan	2	0-0	.000	0-0	.000	0-0	.000	0	0	0	0.0	0	0	0	0	1	0	0.7
at North Florida	Did Not Play																	
at South Florida	Did Not Play																	



## 2021-22 AUSTIN PEAY PLAYER NOTES



### TARIQ SILVER

GUARD

6'5" • R-Senior

Clarksville, Tenn.

55

### CAREER HIGHS (\*Eastern Michigan/Tallahassee CC/Oregon State)

Points..... 24, vs. Albany Technical College (12/12/2019)\*  
Rebounds .... 10, x2 last vs. Gulf Coast State College (3/7/2020)\*  
Field Goals.....9, vs. Albany Technical College (12/12/2019)\*  
FG Attempts.....14, at Purdue Fort Wayne (11/16/2021)  
Three-Pointers6, vs. Albany Technical College (12/12/2019)\*  
Free Throws ..... 7, at Dayton (11/20/2021)  
FT Attempts ..... 11, at Dayton (11/20/2021)  
Assists.....9, vs. Georgia Highlands College (11/23/2019)\*  
Steals ..... 3, x3, last at North Florida (12/11/2021)  
Minutes ..... 44, at Gulf Coast State College (2/22/2020)\*  
Blocks ..... 2, x2 last vs. Northwest(WA) (11/27/2020)\*

### 2021-22 NOTES:

- Led the Govs with 20 points, 16 of which came in the second half vs. UT Southern (11/9)
- Matched a career-high going 5-of-6 from the free-throw line vs. UT Southern (11/9)
- Led the Govs with 15 points with three rebounds and three assists at Purdue Fort Wayne (11/16)
- Scored 20 points on 7-of-9 shooting from the field vs. Milligan (12/5)

### CAREER SUMMARY

Season	GP-GS	min./avg	TOTAL		3-Point		F-Throws		Rebounds				Scoring						
			fg-fga	pct.	fg-fga	pct.	ft-fga	pct.	off.	def.	tot	avg	pf	ast	to	blk	stl	pts	avg
2017-18*	-Redshirt-																		
2018-19*	22-2	207-9.4	27-61	.443	13-33	.394	5-15	.333	2	13	15	0.7	20	8	13	1	8	72	3.3
2019-20*	33-32	899-27.2	135-274	.493	85-187	.455	43-52	.827	30	110	140	4.2	55	60	54	13	28	398	12.1
2020-21*	23-0	171-7.4	13-31	.419	7-18	.389	3-5	.600	1	14	15	0.7	14	13	0	2	5	36	1.6
2021-22	9-9	284-31.6	42-94	.447	28-63	.444	15-22	.682	2	11	13	1.4	16	24	13	1	11	127	14.1
TOTAL	87-43	1561-17.9	217-460	.472	133-301	.442	67-94	.713	35	148	183	2.1	105	105	81	17	52	633	7.3

### 2021-22 GAME SUMMARY

Opponent	min.	fg-fga	pct	3fg-fga	pct	ft-fga	pct	off	def	tot	avg.	pf	a	t/o	blk	stl	pts	avg
UT Southern	23	6-7	.857	3-3	1.00	5-6	.833	0	2	2	2.0	2	0	0	0	2	20	20.0
at Southern Illinois	28	2-12	.167	1-7	.143	0-0	.000	0	1	1	1.5	3	1	1	0	1	5	12.5
at Purdue Fort Wayne	37	6-14	.429	3-7	.429	0-0	.000	1	2	3	2.0	2	3	1	0	1	15	13.3
at Dayton	38	3-7	.429	2-4	.500	7-11	.636	0	1	1	1.8	1	4	2	1	0	15	13.8
at Howard	30	5-12	.416	4-9	.444	0-0	.000	0	1	1	1.6	1	2	4	0	2	14	13.8
at TCU	36	4-13	.308	3-10	.300	0-0	.000	1	2	3	1.8	2	5	1	0	0	11	13.3
Milligan	26	7-9	.778	4-6	.667	2-2	1.00	0	0	0	1.6	1	4	1	0	2	20	14.3
at North Florida	38	6-12	.500	5-10	.500	0-0	.000	0	1	1	1.5	2	3	2	0	3	17	14.6
at South Florida	28	3-8	.375	3-7	.429	1-3	.333	0	1	1	1.4	2	2	1	0	0	10	14.1

# 2021-22 AUSTIN PEAY BOX SCORES



Official Basketball Box Score - Final  
Tenn. Southern at Austin Peay  
11/09/21 Winfield Dunn Center, Clarksville  
2021-22 Men's Basketball

Game Time: 7:00 PM  
Game Duration: 1:54  
Attendance: 1,200

Officials: Bret Mills, Josh Pitts, Chris Fuler

Tenn. Southern - 79

Record: 1-1

NO.	Name	Min	FG	3P	FT	Rebounds	Fouls	TP	AS	TO	ST	Blocks	+/-
			M.A.	M.A.	M.A.	OR DR TOT	PF FD					BS BA	
11	Mohamed ElGohary	10:06	2-2	0-0	1-2	0 4 4	3 1 5	1	2	0	0	0	5
1	Adarian Hudson	9:12	2-2	0-1	0	4 4 4	2 6 20	6	4	4	0	0	-3
2	Brady Brown	10:10	4-7	3-4	0-0	0 4 4	3 1 11	4	1	0	0	0	-7
13	Cam Welch	35:06	3-9	3-9	0-0	1 1 2	0 9 4	0	0	0	0	0	-9
55	Kavon Hancock	33:46	7-13	3-5	3-3	1 1 2	1 2 20	2	0	0	0	1	2
21	Aaron Whitmore	17:00	0-2	0-0	0-0	0 2 2	3 0 0	2	1	0	2	0	3
5	Tad Siley	19:56	1-3	0-1	0-0	4 2 6	3 0 2	0	1	0	2	1	-16
4	CJ Greer	05:49	1-1	1-1	0-0	0 1 1	1 0 3	0	1	0	1	0	-2
10	CJ Wilson	07:52	1-4	1-1	0-2	0 2 2	0 1 3	1	2	0	0	0	-5
0	Bailey Talley	05:31	3-4	0-0	0-0	1 0 1	0 6 0	0	0	0	0	0	-3
Team						1 1 2	0 0 2						
Totals		31:57	13-23	4-8	7-22	29 18 11	79 20	14	4	5	2	-7	

Shooting By Period
1st FG% 14-26 53.8%
3PT% 5-9 55.6%
FT% 3-4 75%
2nd FG% 17-31 54.8%
3PT% 8-14 57.1%
FT% 1-4 25%
GM FG% 31-57 54.4%
3PT% 13-23 56.5%
FT% 4-8 50.0%
Dead Ball Rebounds: 2.0

Technical Fouls:ElGohary 2<sup>nd</sup> 14:44

Austin Peay - 86

Record: 1-0

NO.	Name	Min	FG	3P	FT	Rebounds	Fouls	TP	AS	TO	ST	Blocks	+/-
			M.A.	M.A.	M.A.	OR DR TOT	PF FD					BS BA	
4	Elijah Hutchins-Everett	24:49	6-13	2-3	3-7	4 4 8	2 5 17	1	2	1	1	3	15
1	Carlos Paez	32:05	3-8	3-6	3-4	0 0 0	3 4 12	4	2	2	0	0	13
3	Caleb Stone-Carrawell	27:16	2-5	0-2	5-5	0 2 2	1 3 9	2	2	1	0	1	7
24	Cameron Copeland	33:11	7-15	1-5	3-3	1 5 6	0 2 18	3	2	0	1	1	5
55	Tariq Silver	23:47	6-7	3-3	5-6	0 2 2	2 2 20	0	0	2	0	0	2
5	Drew Calderon	19:55	1-4	0-3	0-0	1 2 3	0 0 0	2	2	0	0	0	1
11	Corbin Merritt	07:00	0-0	0-0	0-0	1 1 2	0 0 0	0	0	0	0	0	-2
22	Alec Woodard	10:23	1-2	0-1	0-0	0 1 1	1 0 2	1	1	1	0	0	-2
0	Elton Walker	06:49	0-0	0-0	0-0	1 1 2	0 0 0	0	0	0	0	0	2
14	DJ Peavy	07:11	1-2	0-0	0-0	0 1 1	1 0 2	1	0	0	0	0	-1
23	Assane Diouf	07:34	2-2	0-0	0-1	0 0 0	1 1 4	0	1	0	0	0	-5
Team						2 2 4	0 0 0						
Totals		29:58	9-23	19-26	10 21 31	11 17 86	14 10 6	2 5 7					

Shooting By Period
1st FG% 15-33 45.5%
3PT% 5-17 29.4%
FT% 5-5 100%
2nd FG% 14-25 56.0%
3PT% 4-6 66.7%
FT% 14-21 66.7%
GM FG% 29-58 50.0%
3PT% 9-23 39.1%
FT% 19-26 73.1%
Dead Ball Rebounds: 4.0

Technical Fouls:NONE

Biggest lead	7 (2 <sup>nd</sup> 14:46)	8 (2 <sup>nd</sup> 0:22)
Best Scoring Run	9 (1 <sup>st</sup> 16:13)	8 (2 <sup>nd</sup> 11:13)
Lead Changes	8	5
Times Tied	5	14
Time with Lead	06:42	29:45

Points from Turnovers	UTS 7, 18
Point	32, 32
Second Chance	6, 13
Fast Breaks	14, 17
Bench	14, 10

Period by Period Scoring

UTS 36 43 79

APSU 40 46 86



Official Basketball Box Score - Final  
Austin Peay at Purdue Fort Wayne  
11/16/21 Allen County War Memorial Coliseum, Fort Wayne, IN  
Austin Peay at Purdue Fort Wayne

Game Time: 7:00 PM  
Game Duration: 1:54

Officials: D.J. Carstensen, Brad Claus, Michael Seabrook

Austin Peay - 60

Record: 1-2

NO.	Name	Min	FG	3P	FT	Rebounds	Fouls	TP	AS	TO	ST	Blocks	+/-
			M.A.	M.A.	M.A.	OR DR TOT	PF FD					BS BA	
4	Elijah Hutchins-Everett	27:17	1-5	0-1	2-4	5 7 12	2 8 4	1	4	1	0	0	-9
3	Caleb Stone-Carrawell	28:46	5-9	3-5	0-0	0 3 3	4 0 13	2	6	0	0	0	-7
14	DJ Peavy	07:23	1-1	0-0	0-0	0 1 1	1 0 2	0	1	0	0	0	0
24	Cameron Copeland	10:20	1-6	0-1	0-0	1 1 1	3 0 2	0	1	1	1	0	-11
55	Tariq Silver	37:04	6-14	3-7	0-0	1 2 3	2 1 15	3	1	1	0	1	4
0	Elton Walker	24:29	3-9	1-2	0-1	3 4 7	0 1 7	2	1	0	1	3	2
1	Carlos Paez	26:00	1-2	0-0	0-0	3 2 5	4 2 2	5	2	1	0	0	-3
23	Assane Diouf	04:14	0-0	0-0	0-0	1 1 2	1 0 0	0	0	0	0	0	3
5	Drew Calderon	22:44	4-7	4-7	0-0	0 0 0	0 2 0	12	0	2	0	0	-10
11	Corbin Merritt	10:35	1-7	1-7	0-0	0 1 1	3 1 3	0	1	0	0	0	4
10	Jalen Ware	01:08	0-0	0-0	0-0	0 0 0	0 0 0	0	0	0	0	0	2
Team						0 2 2	0 0 0						
Totals		23:60	12-30	2-5	13 24 37	22 13 60	13 17 6	2 4 5					

Shooting By Period
1st FG% 9-30 30.0%
3PT% 3-12 25.0%
FT% 2-3 66.7%
2nd FG% 14-30 46.7%
3PT% 7-18 38.9%
FT% 0-0 0%
GM FG% 23-60 38.3%
3PT% 12-30 40.0%
FT% 2-5 40.0%
Dead Ball Rebounds: 2.0

Technical Fouls:NONE

Purdue Fort Wayne - 65

Record: 2-0

NO.	Name	Min	FG	3P	FT	Rebounds	Fouls	TP	AS	TO	ST	Blocks	+/-
			M.A.	M.A.	M.A.	OR DR TOT	PF FD					BS BA	
0	Bobby Planutus	11:35	3-6	1-2	0-0	1 1 2	3 0 7	0	1	0	0	0	3
3	Ra Kead	24:24	6-9	0-0	5-5	1 3 4	1 5 17	0	1	1	2	0	6
1	Jarrod Godfrey	33:43	5-11	0-2	5-7	0 2 2	0 5 15	6	2	3	0	0	-4
2	Damian Chong Qui	32:58	2-7	1-3	2-3	1 0 1	0 4 7	2	1	0	0	0	-2
50	Jalon Pickins	35:14	3-5	2-2	2-2	0 7 7	2 3 10	2	4	1	0	0	12
34	Cameron Benford	14:09	0-3	0-0	0-0	2 2 4	2 1 0	1	2	0	0	1	-3
15	Deonte Billups	27:27	2-6	2-3	0-0	1 2 3	2 1 6	1	2	4	2	0	-1
5	Johannathan DeJumett	01:27	0-0	0-0	0-0	0 0 0	1 0 0	0	0	0	0	0	2
4	Jarvis Walker	11:13	0-3	0-1	3-4	1 2 3	1 3 3	0	0	0	0	1	-5
10	JoJo Peterson	07:50	0-1	0-0	0-0	0 3 3	1 0 0	0	0	0	0	0	5
Team						2 1 3	0 0 0						
Totals		21:51	6-14	17-21	9 23 32	13 22 65	12 14 9	4 2 5					

Shooting By Period
1st FG% 9-25 36.0%
3PT% 3-7 42.9%
FT% 8-10 80%
2nd FG% 12-25 48.0%
3PT% 3-7 42.9%
FT% 9-11 81.8%
GM FG% 21-51 41.2%
3PT% 6-14 42.9%
FT% 17-21 81.0%
Dead Ball Rebounds: 1.2

Technical Fouls:NONE

Biggest lead	3 (1 <sup>st</sup> 14:10)	9 (2 <sup>nd</sup> 17:21)
Best Scoring Run	6 (2 <sup>nd</sup> 15:11)	7 (2 <sup>nd</sup> 18:38)
Lead Changes	8	7
Times Tied	9	8
Time with Lead	05:03	27:30

Points from Turnovers	APSU 7, 18
Point	12, 28
Second Chance	7, 9
Fast Breaks	8, 8
Bench	24, 9

Period by Period Scoring

APSU 25 35 60

PFW 29 36 65



Official Basketball Box Score - Final  
Austin Peay at Southern Ill.  
11/10/21 Barbara Center, Carbondale  
2021-22 Men's Basketball

Game Time: 7:00 PM  
Game Duration: 1:51  
Attendance: 5,000

Officials: Roland Simmons, Gene Ginnshaw, Ervin Wilson

Austin Peay - 55

Record: 1-1

NO.	Name	Min	FG	3P	FT	Rebounds	Fouls	TP	AS	TO	ST	Blocks	+/-
			M.A.	M.A.	M.A.	OR DR TOT	PF FD					BS BA	
4	Elijah Hutchins-Everett	C 33:35	7-11	2-3	3-3	1 4 5	1 3 19	1	2	2	1	0	-14
1	Carlos Paez	G 18:03	0-2	0-1	0-0	0 0 0	2 1 0	1	1	1	1	0	-2
3	Caleb Stone-Carrawell	G 31:21	6-14	2-4	0-0	2 2 4	3 1 18	1	1	1	1	0	-13
24	Cameron Copeland	G 18:38	3-8	0-2	1-1	0 0 0	2 1 0	2	1	1	0	0	-7
55	Tariq Silver	G 27:39	2-12	1-7	0-0	0 1 1	3 1 5	1	1	1	0	0	-16
5	Drew Calderon	G 16:26	0-3	0-1	0-0	0 1 1	1 0 0	0	0	0	0	0	-10
14	DJ Peavy	G 19:07	1-2	0-0	0-0	1 0 1	3 1 2	2	0	0	0	0	-11
0	Elton Walker	G 16:07	0-2	0-1	0-0	3 1 4	0 1 0	2	1	1	0	0	-7
23	Assane Diouf	G 03:51	0-0	0-0	0-0	1 1 2	1 0 0	0	1	0	0	0	-3
10	Jalen Ware	G 07:54	0-1	0-1	0-0	0 3 3	0 0 0	0	0	0	0	0	-1
11	Corbin Merritt	G 07:19	2-3	0-1	0-0	0 0 0	1 0 4	1	1	0	0	0	-6
Team						0 4 4	0 0 0						
Totals		23:58	5-21	4-4	8 17 25	17 9 73	14 11 8	2 0 1	-18				

Shooting By Period
1st FG% 11-29 37.9%
3PT% 2-9 22.2%
FT% 3-3 100%
2nd FG% 12-29 41.4%
3PT% 3-12 25.0%
FT% 1-1 100%
GM FG% 23-58 39.7%
3PT% 5-21 23.8%
FT% 4-4 100.0%
Dead Ball Rebounds: 0.1

Technical Fouls:NONE

Southern Ill. - 73

Record: 1-1

NO.	Name	Min	FG	3P	FT	Rebounds	Fouls	TP	AS	TO	ST	Blocks	+/-
			M.A.	M.A.	M.A.	OR DR TOT	PF FD					BS BA	
11	Marcus Domask	F 33:38	5-7	1-2	4-6	2 3 5	2 5 15	3	3	1	1	0	22
14	Kyley Flewisch	C 21:00	4-8	0-0	0-4	2 3 5	1 2 8	1	1	1	0	0	1
13	Danish Danks	G 22:50	0-5	0-5	0-0	0 2 2	2 1 0	0	2	1	1	0	7
5	Lance Jones	G 36:35	8-12	1-5	5-6	0 2 2	1 5 22	3	2	2	2	0	15
22	Steven Verplancken	G 32:35	6-8	2-4	0-0	1 2 3	1 0 14	1	0	1	0	0	19
25	Ben Couplet Jr.	26:13	3-7	0-2	1-2	2 6 8	1 1 7	2	2	2	0	0	16
11	J.D. Mulla	18:00	3-4	0-0	1-2	1 7 8	0 3 7	0	0	2	1	0	20
10	Chris Farnsworth	09:00	0-0	0-0	0-0	0 0 0	0 0 0	0	0	0	0	0	3
23	Troy D'Amico	04:15	0-0	0-0	0-0	0 0 0	0 0 0	0	1	0	1	0	0
12	Chris O'ross	00:57	0-0	0-0	0-0	0 0 0	0 0 0	0	0	0	0	0	1
21	Will Keller	00:57	0-0	0-0	0-0	0 0 0	0 0 0	0	0	0	0	0	1
Team						2 2 4	0	0	0	0	0		



# 2021-22 AUSTIN PEAY BOX SCORES



Official Basketball Box Score - Final  
**Austin Peay at Howard**  
11/26/21 Burr Gymnasium, Washington  
Howard vs. Austin Peay

Game Time: 3:00 PM  
Game Duration: 1:51  
Attendance: 551

Officials:

Austin Peay - 69

Record: 3-2

NO. Name	Min	FG	3P	FT	Rebounds	Fouls	TP	AS	TO	ST	Blocks	+/-
		M.A.	M.A.	M.A.	OR DR TOT	PF FD					BS BA	
4 Elijah Hutchins-Everett	C 32:50	6-11	0-0	2-3	4 6 10	2 6 14	1	5	0	3	0	7
1 Carlos Paez	G 29:56	3-4	2-2	1-1	2 1 3	0 5 9	5	1	4	0	0	13
3 Caleb Stone-Carrawell	G 28:43	4-12	1-6	1-2	0 5 5	2 1 10	6	5	1	1	2	-1
24 Cameron Copeland	G 35:39	7-11	1-2	1-1	1 5 6	0 2 16	2	3	7	0	0	6
55 Tariq Silver	G 30:50	5-12	4-9	0-0	1 1 1	1 0 14	2	4	2	0	0	1
0 Elton Walker	04:21	0-0	0-0	0-0	0 0 0	1 1 0	0	1	0	0	0	-4
5 Drew Calderon	20:15	2-6	2-5	0-0	0 0 0	0 0 0	6	0	0	0	0	5
11 Corbin Merritt	07:10	0-0	0-0	0-0	0 0 0	0 0 0	0	0	0	0	0	-3
14 DJ Peavy	09:34	0-1	0-0	0-0	0 0 0	3 0 0	1	1	0	0	0	-10
33 Chandler Clements	00:42	0-0	0-0	0-0	0 0 0	0 0 0	0	0	0	0	0	-2
Team					1 0 1	0 1						
Totals		27-57	10-24	5-7	8 18 26	9 15 69	17	21	14	4	2	2

Technical Fouls: NONE

Shooting By Period	1st FG%	2nd FG%	3rd FG%	4th FG%
1st FG%	15-30 50.0%			
2nd FG%	4-10 40.0%			
3rd FG%	2-2 100%			
4th FG%	12-27 44.4%			
FT%	6-14 42.9%			
GM FG%	27-57 47.4%			
3PT%	10-24 41.7%			
FT%	5-7 71.4%			

Dead Ball Rebounds: 0.0

Howard - 67

Record: 4-3

NO. Name	Min	FG	3P	FT	Rebounds	Fouls	TP	AS	TO	ST	Blocks	+/-
		M.A.	M.A.	M.A.	OR DR TOT	PF FD					BS BA	
2 Steve Settle	F 26:25	3-8	0-0	2-3	1 3 4	1 4 8	0	2	2	0	2	1
20 Randy Brumant	F 24:13	4-8	0-1	1-2	1 3 4	2 3 9	1	2	1	1	1	-1
3 Elijah Hawkins	G 31:14	5-11	1-3	0-0	2 3 5	1 1 11	6	7	5	0	0	-1
3 Tai Bibbs	G 28:04	5-7	2-2	0-0	2 2 4	3 1 12	2	2	2	1	1	5
34 Bryce Harris	G 14:46	3-4	0-0	0-0	3 0 3	1 0 6	1	6	0	0	0	-3
4 Sam Green	16:32	2-6	1-4	0-0	1 4 5	3 0 5	2	0	0	0	0	-3
10 Deven Richmond	14:56	2-6	0-1	0-0	3 0 3	3 0 4	0	1	0	0	0	-3
11 Kyle Foster	27:31	5-12	2-8	0-0	0 5 5	0 0 12	0	1	1	0	0	2
13 Thomas Weaver	07:32	0-1	0-0	0-0	2 2 0	0 0 0	1	1	1	0	0	-4
22 Aljaz Vidmar	00:00	0-0	0-0	0-0	2 0 2	1 0 0	0	0	1	0	0	-2
0 Khalil Robinson	04:21	0-0	0-0	0-0	0 0 0	0 0 0	0	0	0	0	0	4
Team					2 1 3	0 1						
Totals		29-63	6-19	3-5	17 23 40	15 9 67	13	24	12	2	4	-2

Technical Fouls: NONE

Shooting By Period	1st FG%	2nd FG%	3rd FG%	4th FG%
1st FG%	15-30 50.0%			
2nd FG%	2-7 28.6%			
3rd FG%	2-3 66.7%			
4th FG%	14-33 42.4%			
FT%	4-12 33.3%			
GM FG%	29-63 46.0%			
3PT%	6-19 31.6%			
FT%	3-5 60.0%			

Dead Ball Rebounds: 1.1

	APS	HOW	Points from	APS	HOW	Period by Period Scoring			
Biggest lead	5 (2 <sup>nd</sup> 1:49)	8 (2 <sup>nd</sup> 7:15)	Turnovers	21	25		1st	2nd	TOT
Best Scoring Run	11 (2 <sup>nd</sup> 1:49)	7 (2 <sup>nd</sup> 9:54)	Paint	26	34				
Lead Changes		12	Second Chance	8	14	APS	36	33	69
Times Tied		10	Fast Breaks	7	4				
Time with Lead	14:23	14:07	Bench	6	21	HOW	34	33	67



Official Basketball Box Score - Final  
**Milligan at Austin Peay**  
12/05/21 Winfield Dunn Center, Clarksville  
2021-22 Men's Basketball

Game Time: 2:00 PM  
Game Duration: 1:59  
Attendance: 1,354

Officials: Bret Smith, Alex Manuel, Chase Shaw

Milligan - 55

Record: 0-9

NO. Name	Min	FG	3P	FT	Rebounds	Fouls	TP	AS	TO	ST	Blocks	+/-
		M.A.	M.A.	M.A.	OR DR TOT	PF FD					BS BA	
0 Sami Sanad	F 33:31	7-9	1-2	2-3	1 2 3	5 4 17	1	6	0	0	0	-44
3 Levontae Knox	G 31:00	3-6	1-3	0-0	2 2 4	0 4 7	4	5	3	0	0	-27
21 Adam Graham	G 23:08	0-2	0-2	0-0	1 0 1	1 0 0	1	1	2	0	0	-43
22 Jackson Gabriel	G 27:27	4-12	2-9	0-0	0 1 0	0 0 10	1	1	0	0	0	-28
24 Josh Thomas	G 30:26	3-11	2-7	0-0	2 6 8	1 2 8	2	3	0	0	0	-21
35 Alex Chambers	18:36	2-5	1-3	0-0	0 3 3	2 0 5	2	0	0	0	0	-9
11 Piripi Korent	18:56	1-1	0-0	2-2	1 2 3	1 1 4	0	3	0	0	0	-13
13 Flynn Carlson	09:32	0-0	0-0	0-1	0 1 1	3 0 0	0	1	0	0	0	1
4 Julian Wilson	07:24	2-6	0-3	0-0	1 0 1	3 0 4	0	1	0	0	0	-11
Team					1 0 1	0 0						
Totals		22-62	7-29	4-9	9 17 26	16 12 55	11	23	5	1	4	-43

Technical Fouls: Wilson 2nd 4:05

Shooting By Period	1st FG%	2nd FG%	3rd FG%	4th FG%
1st FG%	15-28 53.6%			
2nd FG%	6-16 37.5%			
3rd FG%	0-2 0%			
4th FG%	7-24 29.2%			
FT%	1-13 7.7%			
GM FG%	22-62 35.5%			
3PT%	7-29 24.1%			
FT%	4-9 44.4%			

Dead Ball Rebounds: 3.0

Austin Peay - 98

Record: 4-3

NO. Name	Min	FG	3P	FT	Rebounds	Fouls	TP	AS	TO	ST	Blocks	+/-
		M.A.	M.A.	M.A.	OR DR TOT	PF FD					BS BA	
4 Elijah Hutchins-Everett	C 21:16	3-5	0-1	4-4	1 1 2	0 2 10	2	0	1	0	0	31
1 Carlos Paez	G 19:41	5-8	1-4	0-0	1 3 4	2 1 11	4	0	3	0	0	42
3 Caleb Stone-Carrawell	G 25:31	7-13	1-6	2-2	1 3 4	0 3 17	3	3	1	0	0	38
24 Cameron Copeland	G 28:32	4-8	0-3	2-2	3 4 7	2 1 10	2	1	1	0	0	32
55 Tariq Silver	G 25:28	7-9	4-6	2-2	0 0 0	1 1 20	4	1	2	0	0	37
0 Elton Walker	09:54	2-2	0-0	0-0	0 1 1	0 0 4	0	1	0	0	0	15
22 Alec Woodard	10:15	4-4	4-4	0-0	0 0 0	3 1 12	2	1	1	0	0	7
5 Drew Calderon	17:20	2-5	2-3	0-0	0 1 1	1 0 6	2	0	2	0	0	6
11 Corbin Merritt	17:11	2-4	0-0	1-3	1 3 4	2 3 5	0	0	0	0	4	8
14 DJ Peavy	09:08	0-2	0-0	0-0	0 0 0	1 0 0	0	2	0	0	0	-3
2 Noel Scott	10:40	0-0	0-0	3-4	1 3 4	1 2 3	1	1	0	0	0	2
20 Cody Bates	02:32	0-1	0-1	0-2	0 0 0	0 0 0	0	0	0	0	0	0
33 Chandler Clements	02:32	0-0	0-0	0-0	0 0 0	0 0 0	0	0	0	0	0	0
Team					1 3 4	0 0						
Totals		36-61	12-28	14-19	9 22 31	13 15 98	21	10	12	4	1	43

Technical Fouls: Copeland 1st 3:45

Shooting By Period	1st FG%	2nd FG%	3rd FG%	4th FG%
1st FG%	19-32 59.4%			
2nd FG%	9-18 50.0%			
3rd FG%	3-5 60%			
4th FG%	17-29 58.6%			
FT%	14-14 100%			
GM FG%	36-61 59.0%			
3PT%	12-28 42.9%			
FT%	14-19 73.7%			

Dead Ball Rebounds: 4.0

	MU	APSU	Period by Period Scoring			
Biggest lead	0 (1st 20:00)	46 (2nd 2:17)	Points from Turnovers	MU	APSU	
Best Scoring Run	9 (1st 10:36)	14 (1st 15:27)	Paint	22	38	1st 2nd TOT
Lead Changes			Second Chance	10	19	MU 36 19 55
Times Tied	1		Fast Breaks	4	20	APS 50 48 98
Time with Lead	00:00	38:49	Bench	13	30	



Official Basketball Box Score - Final  
**Austin Peay at TCU**  
11/29/21 Ed and Rae Scholmer Arena, Fort Worth  
2021-22 Men's Basketball

Game Time: 7:00 PM  
Game Duration: 1:51  
Attendance: 4,813

Officials: Ray Nall, Roger Ayers, Job Harness

Austin Peay - 51

Record: 3-3

NO. Name	Min	FG	3P	FT	Rebounds	Fouls	TP	AS	TO	ST	Blocks	+/-
		M.A.	M.A.	M.A.	OR DR TOT	PF FD					BS BA	
4 Elijah Hutchins-Everett	C 18:36	0-2	0-1	2-4	2 4 6	1 3	2	1	1	1	0	-15
1 Carlos Paez	G 16:58	0-1	0-0	0-0	0 3 3	1 0	0	0	1	0	0	-12
3 Caleb Stone-Carrawell	G 28:40	5-9	2-4	2-2	0 2 2	3 1 14	1	3	0	0	0	-9
24 Cameron Copeland	G 26:30	2-11	0-5	0-0	0 0 0	1 0 4	1	2	0	0	0	-16
55 Tariq Silver	G 35:49	4-13	3-10	0-0	1 2 3	2 1	11	5	1	0	0	-19
0 Elton Walker	13:16	2-2	0-0	0-0	2 2 0	0 0	4	0	2	1	1	0
11 Corbin Merritt	20:37	2-8	1-5	0-0	1 6 7	5 0	5	0	0	2	0	-5
14 DJ Peavy	23:02	2-3	0-0	0-0	1 1 2	1 2	4	3	0	1	1	-5
5 Drew Calderon	15:33	1-2	1-2	2-2	0 2 0	0 1	5	0	0	0	0	-6
33 Chandler Clements	00:59	1-2	0-0	0-0	0 0 0	0 0	2	0	0	0	0	-2
Team					2 1 3	0 1						
Totals		19-53	7-28	6-8	7 23 30	14 8	51	11	11	3	4	-17

Technical Fouls: NONE

Shooting By Period	1st FG%	2nd FG%	3rd FG%	4th FG%
1st FG%	10-28 35.7%			
2nd FG%	3-14 21.4%			
3rd FG%	3-4 75%			
4th FG%	9-25 36.0%			
FT%	4-14 28.6%			
GM FG%	19-53 35.8%			
3PT%	7-28 25.0%			
FT%	6-8 75.0%			

Dead Ball Rebounds: 0.0

TCU - 68

Record: 5-1

NO. Name	Min	FG	3P	FT	Rebounds	Fouls	TP	AS	TO	ST	Blocks	+/-
		M.A.	M.A.	M.A.	OR DR TOT	PF FD					BS BA	
2 Emanuel Miller	F 26:22	4-7	0-1	0-1	2 3 5	0 1	0	2	0	2	0	2
4 Eddie Lampkin	C 22:05	4-8	0-0	4-7	7 5 12	2 5	12	2	0	0	0	2
0 Micah Peavy	G 24:57	3-9	0-1	0	3 5 8	0	1	6	1	0	0	1
1 Mike Miles	G 26:48	5-15	2-7	0	0 2 2	1	0	12	3	3	0	1
10 Damon Jackson	G 20:50	2-5	0-1	2-2	0 3 3	1 2	6	3	0	0	0	0
3 Francesco Farfoglio	F 18:12	1-4	0-0	0-0	1 1 2	0	0	0	0	0	0	0
5 Charles O'Bannon	15:03	2-7	0-2	0	2 0 2	0	4	0	0	1	1	1
12 Xavier Court	12:09	2-4	0-0	3-4	1 1 5	0	2	7	0	1	2	0
21 JaKobe Coles	13:38	2-3	0-1	0	1 2 2	4	1	1	4	2	0	3
13 Shahadi Wells	13:16	2-5	2-4	0	0 2 2	1	0	0	0	0	0	0
25 Souleymane Coubila	05:42	0-1	0-0	0	2 2 4	0	2	0	0	0	0	2
Total				1	1 2	0	0	1				
Totals		27-68	5-21	9-15	22 29 51	8 14	68	13	8	6	4	17

2021-22 AUSTIN PEAY BOX SCORES



Official Basketball Box Score - Final  
Austin Peay at South Fla.  
12/14/21 Yuengling Center, Tampa, FL  
2021-22 Men's Basketball

Game Time: 7:00 PM  
Game Duration: 1:59  
Attendance: 1,870

Officials: Patrick Evans, Gerald Williams, Donald Carstensen

Austin Peay - 51												Record: 4-5													
NO.	Name	Min	FG	3P	FT	Rebounds	Fouls	TP	AS	TO	ST	Blocks	BS	BA	+/-	Shooting By Period									
			M-A	M-A	M-A	OR	DR	TOT	PF	FD						1 <sup>st</sup>	FG%	2 <sup>nd</sup>	FG%	3 <sup>rd</sup>	FG%	FT%	FT%		
4	Elijah Hutchins-Everett	C 26:38	2-6	0-1	2-3	0	5	5	2	5	6	0	5	1	0	1	-7	3PT%	2-12	16.7%	FT%	4-4	100%		
1	Carlos Paez	G 27:29	1-5	0-4	4-4	0	3	3	5	3	6	3	2	2	0	0	-10	2 <sup>nd</sup>	FG%	11-27	40.7%	3PT%	5-17	29.4%	
3	Caleb Stone-Carrawell	G 24:28	1-7	0-3	2-2	0	3	3	0	1	4	0	1	0	0	1	-12	FT%	8-14	57.1%	GM FG%	16-51	31.4%		
24	Cameron Copeland	G 17:19	5-9	2-5	0-0	0	0	0	4	0	12	0	0	1	0	0	0	3PT%	7-29	24.1%	FT%	12-16	66.7%		
55	Tariq Silver	G 27:58	3-8	3-7	1-3	0	1	1	2	4	10	2	1	0	0	0	-9	Dead Ball	Rebounds: 2	0					
0	Elton Walker	12:59	0-3	0-2	0-0	2	1	3	1	0	0	0	0	0	0	0	-5								
11	Corbin Merritt	14:55	1-2	1-2	2-2	0	2	2	3	1	5	0	0	0	0	0	-8								
2	Noel Scott	18:31	2-5	1-1	0-3	2	3	5	3	3	5	1	2	1	0	2	-1								
5	Drew Calderon	13:37	0-1	0-1	0-0	0	1	1	0	0	0	1	2	2	0	0	6								
22	Alec Woodard	15:46	1-5	0-3	1-1	3	3	6	2	1	3	1	1	2	0	1	1								
23	Aissane Diouf	00:20	0-0	0-0	0-0	0	0	0	0	0	0	0	0	0	0	0	0								
Team						1	3	4			0		2												
Totals			16-51			7-29	12-18	8	25	33	22	18	51	8	16	9	0	6	-9						
Technical Fouls: Scott 2nd 1:23																									

South Fla. - 60												Record: 4-4												
NO.	Name	Min	FG	3P	FT	Rebounds	Fouls	TP	AS	TO	ST	Blocks	BS	BA	+/-	Shooting By Period								
			M-A	M-A	M-A	OR	DR	TOT	PF	FD						1st	FG%	2nd	FG%	3rd	FG%	FT%	3PT%	FT%
20	Sam Hines Jr.	F 27:02	2-5	0-1	0-0	1	5	6	2	4	0	1	0	3	14	14	3PT%	1-12	8.3%	FT%	3-7	42.9%		
54	Russel Tchewa	C 25:28	2-4	0-0	1-2	1	3	4	2	4	5	1	2	0	0	11	2nd	FG%	10-18	55.6%	3PT%	1-3	33.3%	
1	Javon Greene	G 32:24	2-8	1-6	9-12	0	8	8	3	6	14	4	0	3	1	12	FT%	17-22	77.3%	GM FG%	19-48	39.6%		
23	Caleb Murphy	G 31:00	3-9	0-0	6-10	1	5	6	1	6	12	5	4	1	0	5	3PT%	2-15	13.3%	FT%	20-29	69.0%		
24	Jamir Chaplin	G 27:37	3-5	0-1	4-5	1	2	3	2	3	10	2	1	1	0	16	Dead Ball	Rebounds: 3	0					
4	Jalyn McCreary	12:06	3-4	0-0	0-0	2	2	4	2	0	6	0	1	1	1	0								
14	Bayron Matos	05:39	0-1	0-0	0-0	0	1	1	3	0	0	0	1	0	1	0	4							
3	DJ Patrick	13:38	1-5	1-3	0-0	0	2	2	1	0	3	0	0	0	0	0	-9							
11	Trey Moss	09:00	1-2	0-1	0-0	0	1	1	1	0	2	2	2	0	0	0	4							
10	Seneel Smith Jr.	06:21	1-3	0-2	0-0	0	1	1	1	0	2	0	1	0	0	0	-1							
15	Corey Walker Jr.	07:19	0-1	0-1	0-0	1	0	1	0	1	0	0	0	0	0	0	-9							
5	Jake Boggs	02:24	1-1	0-0	0-0	0	0	0	0	0	2	0	1	0	0	0	-2							
Team						3	1	4			0		2											
Totals			19-48	2-15	20-29	10	31	41	18	21	60	14	16	6	6	0	9							
Technical Fouls: NONE																								

	APS		USF		Points from		Turnovers		Fast Breaks		Second Chance		Bench		Period by Period Scoring			
Biggest lead	2 (1 <sup>st</sup> 18:51)		14 (2 <sup>nd</sup> 16:11)				Turnovers		12		18							
Best Scoring Run	7 (2 <sup>nd</sup> 11:04)		11 (1 <sup>st</sup> 9:25)				Paint		14		26							
Lead Changes			1				Second Chance		11		6							
Times Tied			1				Fast Breaks		13		20							
Time with Lead	02:06		36:19				Bench		13		15							
</																		



# 2021-22 AUSTIN PEAY SEASON STATISTICS



## 2021-22 Austin Peay Men's Basketball Combined Team Statistics All games

Page 1/1  
as of Dec 16, 2021

### Game Records

Record	Overall	Home	Away	Neutral
ALL GAMES	4-5	2-0	2-5	0-0
CONFERENCE	0-0	0-0	0-0	0-0
NON-CONFERENCE	4-5	2-0	2-5	0-0

### Score by Periods

Team	1st	2nd	OT	TOT
Austin Peay	298	343	0	641
Opponents	307	332	0	639

### Team Box Score

No.	Player				Total		3-Point			F-Throw		Rebounds													
		GP-GS	MIN	AVG	FG-FGA	FG%	3FG-3FGA	3FG%	FT-FTA	FT%	OFF	DEF	TOT	AVG	PF	DQ	A	TO	BLK	STL	PTS	AVG			
55	SILVER, Tariq	9-9	284:10	31.6	42-94	.447	28-63	.444	15-22	.682	2	11	13	1.4	16	0	24	13	1	11	127	14.1			
4	HUTCHINS-EVERETT, Elijah	9-9	248:34	27.6	40-76	.526	4-12	.333	33-47	.702	24	42	66	7.3	16	0	10	23	5	7	117	13.0			
3	STONE-CARRAWELL, Caleb	9-9	252:01	28.0	42-90	.467	12-38	.316	13-15	.867	4	24	28	3.1	16	0	20	27	2	5	109	12.1			
24	COPELAND, Cameron	9-8	232:21	25.8	44-97	.454	11-35	.314	8-9	.889	7	24	31	3.4	14	0	18	11	2	13	107	11.9			
1	PAEZ, Carlos	9-8	237:38	26.4	16-38	.421	8-23	.348	14-15	.933	6	15	21	2.3	24	1	35	12	0	15	54	6.0			
22	WOODARD, Alec	4-0	39:27	9.9	6-11	.545	4-8	.500	1-1	1.000	3	4	7	1.8	7	0	4	3	0	3	17	4.3			
5	CALDERON, Drew	9-0	141:12	15.7	11-30	.367	10-24	.417	2-2	1.000	2	8	10	1.1	5	0	5	2	0	6	34	3.8			
11	MERRITT, Corbin	9-1	102:47	11.4	11-31	.355	4-19	.211	6-9	.667	4	15	19	2.1	22	2	3	2	6	1	32	3.6			
0	WALKER, Elton	9-0	102:44	11.4	9-20	.450	1-5	.200	1-3	.333	10	10	20	2.2	4	0	4	7	2	2	20	2.2			
2	SCOTT, Noel	4-0	48:10	12.0	2-9	.222	1-2	.500	3-9	.333	5	10	15	3.8	8	0	4	6	0	2	8	2.0			
14	PEAVY, DJ	7-1	76:04	10.9	5-11	.455	0-0	.000	0-0	.000	2	3	5	0.7	10	0	6	6	1	1	10	1.4			
23	DIOUF, Assane	5-0	19:05	3.8	2-2	1.000	0-0	.000	0-1	.000	2	2	4	0.8	6	0	0	2	0	0	4	0.8			
33	CLEMENTS, Chandler	3-0	04:13	1.4	1-2	.500	0-0	.000	0-0	.000	0	0	0	0.0	0	0	0	0	0	1	2	0.7			
10	WARE, Jalen	2-0	09:02	4.5	0-1	.000	0-1	.000	0-0	.000	0	3	3	1.5	0	0	0	0	0	0	0	0.0			
20	BATES, Cody	1-0	02:32	2.5	0-1	.000	0-1	.000	0-2	.000	0	0	0	0.0	0	0	0	0	0	0	0	0.0			
Team											13	19	32					8							
Total		9	1800		231-513	.450	83-231	.359	96-135	.711	84	190	274	30.4	148	3	133	122	19	67	641	71.2			
Opponents		9	1800		234-496	.472	61-189	.323	110-157	.701	100	215	315	35.0	138	3	127	138	32	61	639	71.0			

### Team Statistics

	APSU	OPP
<b>Scoring</b>	<b>641</b>	<b>639</b>
Points per game	71.2	71.0
Scoring margin	+0.2	-
<b>Field goals-att</b>	<b>231-513</b>	<b>234-496</b>
Field goal pct	.450	.472
<b>3 point fg-att</b>	<b>83-231</b>	<b>61-189</b>
3-point FG pct	.359	.323
3-pt FG made per game	9.2	6.8
<b>Free throws-att</b>	<b>96-135</b>	<b>110-157</b>
Free throw pct	.711	.701
F-Throws made per game	10.7	12.2
<b>Rebounds</b>	<b>274</b>	<b>315</b>
Rebounds per game	30.4	35.0
Rebounding margin	-4.6	-
<b>Assists</b>	<b>133</b>	<b>127</b>
Assists per game	14.8	14.1
<b>Turnovers</b>	<b>122</b>	<b>138</b>
Turnovers per game	13.6	15.3
Turnover margin	+1.8	-
Assist/turnover ratio	1.1	0.9
<b>Steals</b>	<b>67</b>	<b>61</b>
Steals per game	7.4	6.8
<b>Blocks</b>	<b>19</b>	<b>32</b>
Blocks per game	2.1	3.6
<b>Winning streak</b>	<b>0</b>	<b>-</b>
Home win streak	2	-
<b>Attendance</b>	<b>2554</b>	<b>28670</b>
Home games-Avg/Game	2-1277	7-4096
Neutral site-Avg/Game	-	0-0

### Team Results

Date	Opponent		Score	Att.
11/09/2021	Tenn. Southern	W	86-79	1200
11/12/2021	at Southern Ill.	L	55-73	5000
11/16/2021	at Purdue Fort Wayne	L	60-65	1157
11/20/2021	at Dayton	W	87-81	13407
11/26/2021	at Howard	W	69-67	551
11/29/2021	at TCU	L	51-68	4813
12/05/2021	Milligan	W	98-55	1354
12/11/2021	at North Florida	L	84-91	1872
12/14/2021	at South Fla.	L	51-60	1870