VANDERBILT
BASKETBALL

2021-22 Schedule

November (5-1)

Wed.	Nov. 10	Alabama State [SECN+]	W, 91-72
Sun.	Nov. 14	Texas State [SECN+]	W, 79-60
Wed.	Nov. 17	VCU [SECN+]	L, 37-48
Sat.	Nov. 20	Winthrop [SECN+]	W, 77-63
Wed.	Nov. 24	at Pittsburgh [ACCN]	W, 68-52
Mon.	Nov. 29	Mississippi Valley State [SECN+]	W, 75-36

December (1-3)

Sat.	Dec. 4	at SMU [ESPN+]	L, 72-84
Tue.	Dec. 7	Temple [SECN+]	L, 68-72 (OT)
Fri.	Dec. 10	Loyola Chicago [SECN+]	L, 58-69
Sat.	Dec. 18	Austin Peay [SECN]	W, 77-51
Wed.	Dec. 22	at Hawaii** [ESPN2]	11 p.m.
Thu.	Dec. 23	vs. BYU or South Florida**	TBA
Sat.	Dec. 25	vs. Championship/Consolations**	TBA

January (0-0)

Tue.	Jan. 4	at Arkansas* [SECN]	7:30 p.m.
Sat.	Jan. 8	South Carolina* [ESPNU]	11 a.m.
Tue.	Jan. 11	Kentucky* [ESPN/2]	6 p.m.
Sat.	Jan. 15	at Georgia* [ESPN2]	6 p.m.
Tue.	Jan. 18	Tennessee* [SECN]	8 p.m.
Sat.	Jan. 22	at Florida* [SECN]	12 p.m.
Wed.	Jan. 26	at South Carolina* [ESPNU]	6 p.m.
Sat.	Jan. 29	Georgia* [SECN]	5 p.m.

February (0-0)

Wed.	Feb. 2	at Kentucky* [SECN]	6 p.m.
Sat.	Feb. 5	LSU* [SECN]	5 p.m.
Tue.	Feb. 8	Missouri* [SECN]	8 p.m.
Sat.	Feb. 12	at Tennessee* [SECN]	5 p.m.
Wed.	Feb. 16	at Auburn* [SECN]	8 p.m.
Sat.	Feb. 19	Texas A&M* [SECN]	5 p.m.
Tue.	Feb. 22	Alabama* [SECN]	8 p.m.
Sat.	Feb. 26	at Missisippi State* [SECN]	12 p.m.

March (0-0)

Tue.	March 1	Florida* [SECN]	7:30 p.m.
Sat.	March 5	at Ole Miss* [SECN]	5 p.m.
	March 9-13	SEC Tournament^ [SECN]...	TBA

***Hawaiian Airlines Diamond Head Classic (Honolulu, Hawaii)*
^SEC Tournament (Tampa, Fla.)
**SEC contest • All times CT*

Follow the Commodores

Twitter/Instagram: @VandyMBB
Facebook: VandyMensBasketball
Web: VUCommodores.com

SID Contact

SID: Gavin Nevill
Cell: 610-442-3431
Email: gavin.nevill@vanderbilt.edu
Address: 2601 Jess Neely Dr., Nashville, TN, 37212

Vanderbilt Commodores (6-4) at Hawai'i Rainbow Warriors (4-3)

HAWAIIAN AIRLINES DIAMOND HEAD CLASSIC

Dec. 22, 2021 • 7 p.m. HT (11 p.m. CT) • Stan Sheriff Center • Honolulu, Hawai'i
TV: ESPN2 • Roxy Bernstein (play-by-play), Corey Williams (analyst)
Radio/TuneIn: WQZQ 830 AM, 93.3 FM, 101.9 FM • Kevin Ingram (play-by-play)

Quickly

★ The Commodores open the Hawaiian Airlines Diamond Head Classic versus host Hawai'i.
★ Vanderbilt is 8-5 all-time against this year's field.
★ 1-0 vs. BYU; 2-0 vs. Hawai'i; 2-1 vs. Liberty; 0-0 vs. Northern Iowa; 0-3 vs. Stanford; 2-1 vs. USF, 1-0 vs. Wyoming

Hawai'i Info

★ Vanderbilt is 2-0 in the all-time series versus Hawai'i, beating UH in 1987 and 1990.
★ This is Vandy's first trip to the state of Hawai'i since 2015, a runner up finish to Kansas at the Maui Invitational.
★ It is Vanderbilt's seventh visit to the The Aloha State (1986, 1988, 1995, 2001, 2009, 2015).
★ The Commodores are 4-2 in Honolulu and 11-7 in the state of Hawai'i.
★ Vandy head coach Jerry Stackhouse was 2-0 against Hawai'i while playing at North Carolina. As a freshman, Stackhouse and No. 2 UNC earned a 92-77 win over the 'Bows on Dec. 1, 1993 in Chapel Hill. As a sophomore, Stackhouse and the No. 1 ranked Tar Heals secured an 88-76 win at the Stan Sheriff Center on Dec. 22, 1994. North Carolina went on to make the 1995 Final Four.

Pippen Ain't East

★ All-America candidate Scotty Pippen Jr. scored his 1,000th career point on Dec. 18 versus Austin Peay.
★ The junior guard is the 50th Commodore to reach 1,000 career points.
★ Vandy's all-time leading scorer is Shan Foster - 2,011 points.
★ Pippen is currently third in the SEC with 17.3 points per game.

Last Time Out

★ Vandy cruised to a 77-51 win over Austin Peay on Dec. 18 at Memorial Gymnasium.
★ Scotty Pippen Jr. led the offense with 16 points and two assists. He scored his 1,000th career point on his first shot - a three in the first half.
★ Quentin Millora-Brown posted 13 points and 14 rebounds for his first double-double in a Vandy uniform.
★ Rodney Chatman - a graduate transfer from Dayton - made his season debut for the Dores.

Dore Notes

★ Vandy has forced 15 or more turnovers in six games. The Dores have three games with fewer than 10 turnovers.
★ Vandy has had four different players score at least 20 points in a game this season - tied for the second-most in the nation. Scotty Pippen Jr. (3x), Jordan Wright (once), Tyrin Lawrence (once) and Myle Stute (once).
★ Vanderbilt has used just two starting lineups this season. Last season, Vanderbilt used 18 different starting lineups in its 25 games (14 different Commodores started at least one game).
★ Jordan Wright has the longest active games started streak for Vanderbilt at 25 in a row.
★ Trey Thomas has Vandy's longest active games played streak at 35 (every game over the past two seasons).

In the Nation

★ Vanderbilt ranks in the top 50 in the nation for these statistical categories.
- ★ Scoring Defense - 41st - 60.7 ppg
- ★ FG percentage defense - 30th - 38.4 percent
- ★ Offensive rebounds per game - 35th - 13.0
- ★ Turnover margin - 40th - 3.8

Keys to Victory

★ Dating back to last season, Vanderbilt is 15-3 when tied or leading at the half & 0-16 when trailing at the break.
★ Dating back to last season, Vanderbilt is 12-3 when scoring 75 or more and 3-16 when scoring less than 75.
★ Vanderbilt has hit the 80-point mark 15 times in the Coach Stackhouse era with a 12-3 record in those games, including 12-1 in regulation (only regulation loss was Jan. 9, 2021 against Mississippi State, 84-81). In four of the six SEC wins under Coach Stackhouse, Vanderbilt has eclipsed that 80-point mark.

Numerical Roster

NO.	NAME	PRONUNCIATION	POS.	CLASS	HT.	WT.	HOMETOWN (PREVIOUS SCHOOL)
0	Tyrin Lawrence		G	So.	6-4	195	Monticello, Ga. (Morgan County)
2	Scotty Pippen Jr.		G	Jr.	6-3	185	Los Angeles, Calif. (Sierra Canyon)
3	Rodney Chatman		G	Gr.	6-1	215	Lithonia, Ga. (Dayton)
4	Jordan Wright		G/F	Jr.	6-6	215	Baton Rouge, La. (Dunham)
5	Shane Dezonie	duh-ZOE-nee	G	Fr.	6-5	215	Tobyhanna, Pa. (Brewster Academy)
10	Myles Stute	STU-dee	F	So.	6-7	210	Washington, D.C. (Gonzaga College HS)
11	Gabe Dorsey		W	Fr.	6-6	215	Westminster, Md. (The Hill School)
12	Trey Thomas		G	So.	5-11	160	Durham, Ontario, Canada (Crestwood Prep)
15	Terren Frank		F	So.	6-8	240	Los Angeles, Calif. (TCU)
20	Max Adelman	AY-dul-min	G/F	So.	6-5	205	Memphis, Tenn. (The Hun School)
21	Liam Robbins		C	Gr.	7-0	250	Davenport, Iowa (Minnesota)
22	Graham Calton		G	Fr.	6-5	200	Charlotte, N.C. (Charlotte Latin School)
23	Jamaine Mann	juh-MAIN	G	So.	6-6	230	Hampton, Ga. (Gardner-Webb)
33	Drew Weikert	WHY-kert	G	Sr.	6-0	170	Nashville, Tenn. (Montgomery Bell Academy)
42	Quentin Millora-Brown	mil-LORE-uh	F	Sr.	6-10	235	Lorton, Va. (Rice)

Coaching Staff
Head Coach – Jerry Stackhouse, third season (North Carolina, 1999)
Associate Head Coach – Ed Conroy, first season (The Citadel, 1989)
Associate Head Coach – Michael Curry, first season (Georgia Southern, 1990)
Assistant Coach – Adam Mazarei, third season (Redlands, 2006) - *muh-ZAHR-ee (rhymes with Ferrari)*

Support Staff
Chief of Staff – Adell Harris, third season (Wake Forest, 2002)
Special Assistant to the Head Coach – Nicki Gross, third season (Seton Hall, 2011)
General Manager – Andy Fox, third season (Cornell [Iowa], 2004; Tennessee, 2006)
Director of Player Personnel – Joey Cantafio, first season (Hampden-Sydney College, 2011)
Director of Scouting and Recruiting – James Strong, fourth season (Vanderbilt, 2000)
Director of Operations – Shasha Brown, third season (Wesleyan, 2013)
Digital and Video Coordinator – Patrick Reilingh, first season (Louisville, 2014; Louisville, 2016)
Strength and Conditioning – Dr. Carlos Daniel, third season (Washington State, 1998)
Athletic Trainer – Brandon Wells, fourth season (UW Stevens Point, 2007)

Roster Breakdown

Academic Class Year
Freshmen (3): Calton, Dezonie, Dorsey
Sophomores (5): Adelman, Frank, Lawrence, Stute, Thomas
Juniors (2): Pippen Jr., Wright
Seniors (2): Millora-Brown, Weikert
Graduates (2): Chatman, Robbins

State/Country
California (2): Frank, Pippen Jr.
Iowa (1): Robbins
Maryland (1): Dorsey
Pennsylvania (1): Dezonie
Virginia (1): Millora-Brown
--
Canada (1): Thomas
Georgia (3): Chatman, Lawrence, Mann
Louisiana (1): Wright
North Carolina (1): Calton
Tennessee (2): Adelman and Weikert
Washington, D.C. (1): Stute

Major
Human and Organizational Development (1): Wright
Human Development Studies (2): Chatman, Robbins
Medicine, Health and Society (1): Weikert
Mechanical Engineering (1): Millora-Brown
Sociology (1): Pippen Jr.

All-America Candidate
Scotty Pippen Jr.
@spippenjr | #SP2
Guard • 6-3/ 185
Los Angeles, Calif. • Sierra Canyon



2021-22 Preseason Accolades
★ Preseason SEC Player of the Year
★ NABC Player of the Year watch list
★ Wooden Award watch list
★ Naismith Trophy watch list
★ Bob Cousy Award preseason watch list
★ Lute Olson National Player of the Year watch list
★ Preseason First-Team All-SEC (media and coaches)
★ Nation's leading returning scorer among Power 5 student-athletes (20.8 ppg)

Pippen Ain't Easy
★ Scored 1,000th career point on Dec. 18, 2021 versus Austin Peay
★ 20.8 ppg and 4.9 apg in 2020-21 as a sophomore
★ Since 2001-02 one of just six power conference underclassmen to average at least 20.0 ppg & 4.0 apg (James Harden, Markelle Fultz, Shamorie Ponds, Trae Young, RJ Barrett)
★ School scoring record for a sophomore (20.8 ppg) and was third in the NCAA among sophomores in scoring—first among power conference players.
★ Finished ninth in school history with 4.9 assists per game last season, was seventh all-time among Vandy sophomores with 457 points, and finished with the 10th-most assists (107) by a sophomore at Vanderbilt.
★ Seventh nationally in 2020-21 142 made free throws and third in the NCAA with 6.5 made free throws per game. Only five players in the country got to the line more often than Pippen's 7.6 free throw attempts per game.

Highlights
★ Career-high 36 points in win at Cincinnati (3/4/21) as a sophomore
★ 29 points on career-high eight 3-pointers at SMU (12/4/21) as a junior
★ 32 points and six assists at Florida (12/30/20) as a sophomore
★ Double-double with 18 points and 12 assists versus Mississippi State (1/9/21) as a sophomore
★ 2021 All-SEC First Team
★ 2021 Associated Press All-SEC First Team
★ 2021 NABC All-District First Team
★ 2021 Tennessee Sports Writers Association State Player of the Year

0 — TYRIN LAWRENCE • Sophomore • Guard • 6-4 • 195 • Monticello, Ga. • Morgan County

- Missed most of last season due to knee injury
- One of four Dores to score 20+ points in a game in '21-22
- Three-time regional champion in high school
- 2019 AAA State Player of the Year in Georgia

CAREER HIGHS

PTS	20 vs. Winthrop (11/20/21)
REB	5, 3x, last vs. Temple (12/7/21)
AST	4 vs. Mississippi Valley State (12/13/20)

AVERAGES

	GP-GS	MIN/G	FG%	3FG%	FT%	R/G	A/G	STL	BLK	PTS/G
21-22	10-9	21.3	.382	.143	.818	3.1	1.3	10	2	6.3
CAREER	17-14	17.8	.411	.111	.800	2.8	1.3	14	2	4.9

2 — SCOTTY PIPPEN JR. • Junior • Guard • 6-3 • 185 • Los Angeles, Calif. • Sierra Canyon

- SEC Preseason Player of the Year; All-America candidate
- 1,014 career points including 3 to force OT vs. Temple
- Vandy sophomore record 20.8 ppg last season (16th in D-1)
- 2022 Watch lists: NABC POY; Bob Cousy, Naismith Trophy

CAREER HIGHS

PTS	36 at Cincinnati (3/4/21)
REB	8 at Kentucky (1/5/21)
AST	12 vs. Mississippi State (1/9/21)

AVERAGES

	GP-GS	MIN/G	FG%	3FG%	FT%	R/G	A/G	STL	BLK	PTS/G
21-22	10-10	31.0	.411	.333	.692	4.2	2.5	17	2	17.3
CAREER	64-63	30.6	.411	.354	.765	3.0	3.8	91	10	15.8

3 — RODNEY CHATMAN • Graduate Student • Guard • 6-1 • 215 • Lithonia, Ga. • Lithonia / University of Dayton



- Missed first 9 games of season (Meniscus); 6th college season
- Starter on '19-20 Dayton - 29-2 - No. 3; 7.7 ppg, 3.2 apg
- 1st 2 seasons at Chattanooga; sit 1 play 2 at Dayton
- Shared award for Dayton's top defender

CAREER HIGHS

PTS	26 at ETSU (2/3/18)
REB	9, 2x, last vs. UNC Greensboro (1/29/18)
AST	14 at Jacksonville State (12/21/17)

AVERAGES

	GP-GS	MIN/G	FG%	3FG%	FT%	R/G	A/G	STL	BLK	PTS/G
21-22	1-0	15.9	.250	.000	.000	0.0	2.0	0	0	2.0
CAREER	1-0	15.9	.250	.000	.000	0.0	2.0	0	0	2.0

* CAREER NUMBERS AT VANDERBILT ONLY

4 — JORDAN WRIGHT • Junior • Guard/Forward • 6-6 • 215 • Baton Rouge, La. • Dunham

- Part of Stackhouse's 1st signing class
- Stackhouse: "He's the epitome of a Vanderbilt man."
- Dropped 20 lbs in offseason w/nutritionist & conditioning coach
- Summa Cum Laude in HS; 2-time SEC All-Academic

CAREER HIGH

PTS	28 vs. Winthrop (11/20/21)
REB	12 at SMU (12/4/21)
AST	5, 2x, last vs. Ole Miss (2/27/21)

AVERAGES

	GP-GS	MIN/G	FG%	3FG%	FT%	R/G	A/G	STL	BLK	PTS/G
21-22	10-10	30.1	.409	.359	.824	6.4	1.7	10	2	13.2
CAREER	64-31	21.5	.427	.295	.738	4.0	1.2	60	18	8.0

5 — SHANE DEZONIE • Freshman • Guard • 6-5 • 215 • Tobyhanna, Pa. • Brewster Academy (N.H.) • *Pronounced duh-ZOE-nee*



- Four-star recruit by 247Sports & Rivals out of Brewster Academy
- Signed NLI with Arizona; decommitted after coaching change
- Played junior HS season at Hudson Catholic (N.J.)
- Top 100 recruit by Rivals

CAREER HIGH

PTS	9 at SMU (12/4/21)
REB	6 vs. Mississippi Valley St. (11/29/21)
AST	2, 3x, last vs. Austin Peay (12/18/21)

AVERAGES

	GP-GS	MIN/G	FG%	3FG%	FT%	R/G	A/G	STL	BLK	PTS/G
21-22	10-0	12.8	.348	.600	.875	2.3	0.8	5	1	2.9
CAREER	10-0	12.8	.348	.600	.875	2.3	0.8	5	1	2.9

10 — MYLES STUTE • Sophomore • Forward • 6-7 • 210 • Washington, D.C. • Gonzaga College High School • *Pronounced STEW-dee*

- Long, athletic wing with 3-point shooting ability
- Grew up in Minnesota; moved to DC prior to high school
- First job - custodian at neighborhood barbershop at age 11
- Played cello growing up

CAREER HIGH

PTS	20 vs. Mississippi Valley St. (11/29/21)
REB	6, 3x, last vs. Loyola Chicago (12/10/21)
AST	2, 4x, last at SMU (12/4/21)

AVERAGES

	GP-GS	MIN/G	FG%	3FG%	FT%	R/G	A/G	STL	BLK	PTS/G
21-22	10-9	19.4	.439	.409	.700	3.1	0.3	8	6	7.5
CAREER	31-12	16.4	.353	.336	.743	2.6	0.5	14	8	5.0

11 — GABE DORSEY • Freshman • Wing • 6-6 • 215 • Westminster, Md. • The Hill School

- Four-star recruit by 247Sports
- Hill School record for 3s in a season (78) and career 3s (184)
- Brother, Caleb, plays basketball at Penn State
- Father, Stephen, played basketball at VMI and Towson

CAREER HIGH

PTS	3, 2x, last vs. Austin Peay (12/18/21)
REB	1, 4x, last vs. Austin Peay (12/18/21)
AST	1 vs. Winthrop (11/20/21)

AVERAGES

	GP-GS	MIN/G	FG%	3FG%	FT%	R/G	A/G	STL	BLK	PTS/G
21-22	10-1	6.3	.250	.167	.000	0.4	0.1	0	1	1.0
CAREER	10-1	6.3	.250	.167	.000	0.4	0.1	0	1	1.0

12 — TREY THOMAS • Sophomore • Guard • 5-11 • 160 • Durham, Ontario, Canada • Crestwood Prep



- One of two Commodores to play all 25 games in 2020-21
- Led all SEC freshmen in 3-pt. percentage (.398) last season
- Played basketball and volleyball in high school
- Set HS conference record with 52 points in a game.

CAREER HIGH

PTS	17 vs. Mississippi State (1/9/21)
REB	5, 2x, last at Cincinnati (3/4/21)
AST	3, 3x, last vs. Winthrop (11/20/21)

AVERAGES

	GP-GS	MIN/G	FG%	3FG%	FT%	R/G	A/G	STL	BLK	PTS/G
21-22	10-0	17.2	.298	.209	.846	1.3	1.3	5	1	5.4
CAREER	35-3	17.9	.344	.340	.774	1.5	1.0	20	1	5.8

15 — TERREN FRANK • Sophomore • Forward • 6-8 • 240 • Los Angeles, Calif. • Sierra Canyon / TCU

- Freshman season at TCU, averaging 1.9 ppg, 0.9 reg
- HS teammate of Scotty Pippen Jr. - All-league as senior
- Father, Tellis Frank, played 5 NBA seasons - Heat & T-Wolves
- Four-star recruit and No. 90 in ESPN Top 100

CAREER HIGH

PTS	8, 2x, last vs. Iowa State (2/9/21)
REB	6 vs. Temple (12/7/21)
AST	1, 7x

AVERAGES

	GP-GS	MIN/G	FG%	3FG%	FT%	R/G	A/G	STL	BLK	PTS/G
21-22	10-0	15.8	.306	.200	.615	2.5	0.2	5	2	3.3
CAREER	10-0	15.8	.306	.200	.615	2.5	0.2	5	2	3.3

* CAREER NUMBERS AT VANDERBILT ONLY

21 — LIAM ROBBINS • Graduate Student • Center • 7-0 • 250 • Davenport, Iowa • Assumption HS / University of Minnesota



- Out (Foot); 2-time Kareem Abdul-Jabbar Preseason list ('20, '21)
- Fr. & So. at Drake; 2020 All-MVC 2nd team, all-defensive team
- Jr. season at Minnesota, 11.7 ppg, 6.6 rpg, 2.7 bpg (10th in D-1)
- 10 career double-doubles; 9 games with 20+ points

CAREER HIGH

PTS	29 vs. Bradley (2/5/20)
REB	14 vs. Ohio State (1/3/21)
AST	4, 3x, last vs. McKendree (12/29/18)

AVERAGES

	GP-GS	MIN/G	FG%	3FG%	FT%	R/G	A/G	STL	BLK	PTS/G
21-22										
CAREER	88-59	20.9	.473	.283	.680	5.4	0/8	45	196	10.0

23 — JAMAINE MANN • Sophomore • Forward • 6-6 • 230 • Hampton, Ga. • Dutchtown / Gardner-Webb University • *Pronounced juh-MAIN*

- Fr. season at Gardner-Webb University - 6.8 ppg, 5.3 rpg
- Double-double (15 p, 10 r) in Vandy debut vs. Alabama State
- Three-star prospect by 247Sports and Rivals
- 2019-20 Southside Metro Player of the Year by AJC

CAREER HIGH

PTS	18 vs. UNC Asheville (1/20/21)
REB	12 vs. Presbyterian (2/4/21)
AST	3, 2x, last at Radford (2/18/21)

AVERAGES

	GP-GS	MIN/G	FG%	3FG%	FT%	R/G	A/G	STL	BLK	PTS/G
21-22	10-1	18.0	.595	.000	.633	4.8	0.1	6	5	6.3
CAREER	10-1	18.0	.595	.000	.633	4.8	0.1	6	5	6.3

* CAREER NUMBERS AT VANDERBILT ONLY

42 — QUENTIN MILLORA-BROWN • Senior • Forward • 6-10 • 235 • Lorton, Va. • South County / Rice University • *Pronounced mil-LORE-uh*

- Fr. season at Rice - 7.2 ppg, 5.9 rpg, 1.2 bpg; 4 double-doubles
- Mechanical engineering major; 1 Vandy double-double
- Constructing mechanical elephant for Nashville Zoo
- Participted in fencing and basketball growing up

CAREER HIGH

PTS	21 vs. Northwestern St. (11/17/18)
REB	16 at FIU (2/14/19)
AST	5 vs. Alabama St. (11/10/21)

AVERAGES

	GP-GS	MIN/G	FG%	3FG%	FT%	R/G	A/G	STL	BLK	PTS/G
21-22	10-10	21.4	.636	.000	.563	5.2	1.7	4	9	5.1
CAREER	29-18	16.2	.671	.000	.455	3.9	1.0	7	14	3.8

* CAREER NUMBERS AT VANDERBILT ONLY

☐ = *Previous Game Starter* ** Vanderbilt's scholarship student-athletes listed*



JERRY STACKHOUSE

★ Third Season
★ North Carolina (1999)
★ 28th Head Coach in program history
★ Native of Kinston, North Carolina

JERRY STACKHOUSE QUOTABLE

★ "We really want to help Scotty. I want to make it our business to make Scotty a first round pick."
★ On Scotty Pippen Jr. returning for his junior season

★ "I'm going to be suited and booted. Coach Dean Smith approached it as a business, and I'm going to always honor him by wearing suits on the sideline."
★ On his suits during the games

OTHER

★ Enjoys grilling and has held multiple tailgates at Vanderbilt football games for fans
★ Has performed the National Anthem at Vanderbilt baseball games as well as other events

VANDERBILT CAREER

★ **Overall:** 26-41
★ **SEC:** 6-28
★ **SEC Tournament:** 1-2

YEAR	RECORD	SEC	SEC TOUR
2019-20	11-21	3-15	0-1
2020-21	9-16	3-13	1-1
2021-22	6-4	0-0	0-0

EDUCATION

★ North Carolina (1999) - Bachelor's Degree in African American Studies
★ Harvard Business School (2017) - Business of Entertainment, Media and Sports executive education program

PREVIOUS COACHING STOPS

YEAR	TEAM	POSITION	RECORD	NOTE
2015-16	Toronto Raptors (NBA)	Assistant Coach		
2016-17	Raptors 905 (G-League)	Head Coach	39-11	G-League Champions
2017-18	Raptors 905 (G-League)	Head Coach	31-19	G-League Finals
2018-19	Memphis Grizzlies (NBA)	Assistant Coach		

NOTES

★ One of **3** active NCAA Division I head coaches who was a top three of the NBA Draft pick.
★ Jerry Stackhouse 3rd - 1995; Penny Hardaway 3rd - 1993; Patrick Ewing 1st - 1985

★ One of **7** active NCAA Division I head coaches who was concensus First Team All-Americans in college
★ Jerry Stackhouse (Vanderbilt), Steve Alford (Nevada), Johnny Dawkins (UCF) Juan Dixon (Coppin State), Patrick Ewing (Georgetown), Penny Hardaway (Memphis) Bobby Hurley (Arizona State)

★ One of **24** active NCAA Divsion I head coaches who played in a Final Four

★ Had **2** players selected in the 2020 NBA Draft during his time at Vanderbilt
★ Aaron Nesmith (Boston Celtics - 1st round - 14th overall)
★ Saben Lee (Utah Jazz - 2nd round - 38th overall) *Lee plays for Detroit Pistons

★ Coached future NBA stars Pascal Siakam and Fred VanVleet during time as head coach of the G-League's Raptors 905

★ Only Michael Jordan teammate to finish a season with a higher scoring average than Jordan. Stackhouse averaged 21.5 points per game for the Washington Wizards during the 2003-04 season, while Jordan - in his final NBA season - put up 20.0 per game.

COLLEGE PLAYING CAREER

★ Played for legendary coach Dean Smith at North Carolina
★ 19.2 points and 8.2 rebounds per game as a sophomore in 1994-95
★ 1995 Sports Illustrated National Player of the Year
★ 1995 First Team All-America and First Team All-ACC
★ Led UNC to the 1995 NCAA Final Four

PRO CAREER

★ Third overall pick in the 1995 NBA Draft by the Philadelphia 76ers
★ Played 18 NBA seasons for eight teams (Philadelphia, Detroit, Washington, Dallas, Milwaukee, Miami, Atlanta, Brooklyn)
★ Two-time NBA All-Star with Detroit Pistons (2000, 2001)
★ Averaged 29.8 points per game during the 2000-01 season with Detroit
★ Played in the 2006 NBA Finals with Dallas

2021-22 Starting Lineup Records

Pippen, Lawrence, Wright, Stute, Millora-Brown (5-4)
Pippen, Dorsey, Wright, Mann, Millora-Brown (1-0)

2021-22 Time Led/Tied for Team Lead in a Game

★ POINTS
Jordan Wright - 3
Scotty Pippen Jr. - 4
Trey Thomas - 1
Myles Stute - 1

★ REBOUNDS
Jordan Wright - 4
Jamaine Mann - 2
Scotty Pippen Jr. - 2
Myle Stute - 2
Shane Dezonie - 1
Quentin Millora-Brown - 2

★ ASSISTS
Scotty Pippen Jr. - 6
Quentin Millora-Brown - 3
Trey Thomas - 3
Tyrin Lawrence - 1
Jordan Wright - 1
Rodney Chatman - 1
Shane Dezonie - 1

Vanderbilt Quick Facts

Location	Nashville, Tenn.
Founded	1873
Enrollment	6,781
School Colors	Black and Gold
Chancellor	Daniel Diermeier
Athletics Director	Dr. Candice Lee
Conference	Southeastern (SEC)
Arena	Memorial Gym (14,326)
First Year of MBB	1900

ENTERING THE 2021-22 SEASON

All-Time Record	1,631-1,194 (.577)
SEC Record	257-262 (.496)
Record at Memorial	818-254 (.769)
NCAA Tourneys (Last)	15 (2017)
NCAA Tourney Record	10-16 (.385)

Commodores in the NBA

★ Vanderbilt has four active NBA players. Aaron Nesmith (Celtics), Saban Lee (Pistons), Darius Garland (Cavaliers) and Damian Jones (Kings) represent the Commodores.
★ In the 2020 NBA Draft, Nesmith was selected 14th overall by the Boston Celtics, while Lee was selected 38th overall by the Detroit Pistons. It marked the first time a pair of Vanderbilt players were selected in the NBA Draft since 2016.

Vandy in 2021-22

★ BIGGEST LEAD
39 vs. MVSU (Nov. 29), 75-36, 0:42 of 2nd
★ BIGGEST DEFICIT
16 vs. VCU (Nov. 17), 7:44 of 2nd

★ BIGGEST LEAD IN A LOSS
12 at SMU (Dec. 4)
★ BIGGEST DEFICIT IN A WIN
9 at Pitt (Nov. 24)

★ BIGGEST HALFTIME LEAD
15 vs. Alabama State (Nov. 10)
★ BIGGEST HALFTIME DEFICIT
1 vs. VCU (Nov. 17)

★ BIGGEST HALFTIME LEAD BLOWN
12 at SMU (Dec. 4)
★ BIGGEST HALFTIME DEFICIT ERASED
--

★ MOST POINTS IN A HALF
49 (2x, last) vs. MVSU (Nov. 29)
★ FEWEST POINTS IN A HALF
15 vs. VCU (Nov. 17)

★ MOST POINTS ALLOWED IN A HALF
56 at SMU (Dec. 4)
★ FEWEST POINTS ALLOWED IN A HALF
17 vs. MVSU (Nov. 29)

★ BIGGEST MARGIN OF VICTORY
39 vs. MVSU (Nov. 29)
★ BIGGEST MARGIN OF DEFEAT
12 at SMU (Dec. 4)

2021 Signing Class

★ Vanderbilt signed four student-athletes during the November signing period.
★ The class is currently ranked No. 14 by Rivals and No. 23 by 247Sports.
★ Colin Smith - Dallas, Texas - 6-8 - AZ Compass Prep
  ★ Four-star recruit by ESPN, 247Sports and Rivals
★ Noah Shelby - McKinney, Texas - 6-3 - Greenhill School
  ★ Four-star recruit by ESPN, 247Sports and Rivals
★ Lee Dort - McKinney, Texas - 6-10 - Greenhill School
  ★ Four-star recruit by ESPN, 247Sports and Rivals
★ Malik Dia - Murfreesboro, Tenn. - 6-8 - Ensworth
  ★ Four-star recruit by ESPN
  ★ Three-star recruit by 247Sports and Rivals

2021-22 By the Numbers

• Home	5-3
• Road	1-1
• Neutral	0-0
• Overtime	0-1
• AP ranked opponents	0-0
• Leading at the half	6-1
• Trailing at the half	0-3
• Tied at the half	0-0
• Scores 75 points or more	5-0
• Scores fewer than 75 points	1-4
• Out-rebounded opponent	4-2
• Out-rebounded by opponent	1-2
• Tied in rebounds	1-0
• Shoots 50% or better	0-0
• Shoots between 40-49%	6-0
• Shoots under 40%	0-4
• Shoots 35% or better from 3-pt	4-1
• Opp. shoots 35 % or better from 3-pt	1-1
• Opp. shoots 50% or better	1-0
• Opp. shoots 40-49%	1-2
• Opp. shoots under 40%	4-2
• Fewer turnovers than opponent	6-3

SCHOOL RECORD WATCH

Career - Points

1.	2,011	Shan Foster	2005-08
--			
45.	1,045	Dan Finch	1952-54
46.	1,042	Sam Howard	1999-2002
47.	1,020	Austin Bates	1994-98
48	**1,014**	**S. Pippen Jr.**	**2019-**
49.	1,010	Perry Wallace	1968-70
50.	1,007	Alex Gordon	2005-07

Career - Points per game

1.	21.4	Clyde Lee (79-1,691)	1964-66
--			
8.	16.3	A.J. Ogilvy	2007-10
9.	16.1	Al Rochelle	1954-57
	16.1	Dan Finch	1952-54
11.	15.9	Charles Davis	1977-81
12.	**15.8**	**S. Pippen Jr. (64-1014)**	**2019-**
	15.8	Bobby Thym	1954-57

Career - Steals per game

1.	1.83	Atiba Prater	1996-00
2.	1.742	James Strong	1996-00
3.	1.740	Drew Maddux	1995-98
4.	1.70	Frank Seckar	1993-96
5.	1.52	Russell Lakey	2000-04
6.	1.49	Kevin Anglin	1990-93
7.	**1.42**	**S. Pippen Jr. (64-91)**	**2019-**
8.	1.36	Pax Whitehead	1995-97
9.	1.32	Wade Baldwin IV	2015-16

Career - Assists per game

1.	5.4	Jan van Breda Kolff	1972-74
2.	4.8	Wade Baldwin IV	2015-16
3.	4.5	Atiba Prater	1996-00
4.	3.9	Billy McCaffrey	1992-94
5.	**3.8**	**S. Pippen Jr. (64-246)**	**2019-**
6.	3.7	Saben Lee	2018-20

THE LAST TIME A COMMODORE ...

Scored 25 points – Scotty Pippen, Jr. (29) at SMU, 12/4/2021
Scored 30 points – Scotty Pippen, Jr. (30) vs. Texas State, 11/14/2021
Scored 35 points – Scotty Pippen, Jr. (36) at Cincinnati, 3/4/2021
Scored 40 points – Shan Foster (42) vs. Mississippi State, 3/5/2008

Two players scored at least 20 points
Jordan Wright (28) and Tyrin Lawrence (20) vs. Winthrop, 11/20/2021
Three players scored at least 20 points
Derrick Byars (28), Shan Foster (21) and Ross Neltner (20) vs. Toledo, 12/2/2006
Two players scored at least 30 points
Saben Lee (33) and Maxwell Evans (31) vs. LSU, 2/5/2020

Scored at least 20 points in three straight games - Scotty Pippen Jr.: 21 vs. Kentucky, 2/17/2021; 24 at Alabama, 2/20/2021; 36 at Cincinnati, 3/4/2021
Scored 20 points in four straight games – Scotty Pippen Jr.: 25 vs. Richmond, 12/16/2020; 25 vs. Radford, 12/19/2020; 24 at Davidson, 12/22/2020, 30 vs. Alcorn State, 12/27/2020
Scored 20 points in five straight games
Jeff Roberson: 21 at Tennessee, 1/23/2018; 20 vs. LSU, 1/20/2018; 20 vs. TCU, 1/27/2018; 23 at Kentucky, 1/30/2018; 30 at Auburn, 2/3/2018
Scored 20 points in six straight games – Shan Foster: 29 vs. Georgia, 2/23/2008; 32 vs. Tennessee, 2/26/2008; 22 at Arkansas, 3/1/2008; 42 vs. Mississippi State, 3/5/2008; 21 at Alabama, 3/8/2008; 26 vs. Auburn, 3/13/2008

Five players scored in double figures – vs. Ole Miss, 2/27/2021: Trey Thomas (14), Issac McBride (13), Maxwell Evans (13), Jordan Wright (12), DJ Harvey (10)
Seven players scored in double figures – vs. Detroit, 12/2/2015: Damian Jones (10), Wade Baldwin IV (20), Riley LaChance (10), Nolan Cressler (14), Joe Toye (10), Matthew Fisher-Davis (12) and Josh Henderson (11)
Eight players scored in double figures – vs. Savannah State, 11/27/2018: Aaron Nesmith (20), Simisola Shittu (17), Maxwell Evans (16), Yanni Wetzell (15), Joe Toye (13), Saben Lee (11), Matt Ryan (11) and Matthew Moyer (10)
Four players with 15 or more points – at Kentucky, 1/5/2021: Scotty Pippen Jr. (18), Dylan Disu (18), Jordan Wright (18) and Myles Stute (16)

Double-Double – Quentin Millora-Brown (13 pts, 14 reb) vs. Austin Peay, 12/18/2021

20 points and 10 rebounds
Dylan Disu (17 points, 15 rebounds) at Alabama, 2/20/2021
30 points and 10 rebounds
Jeff Roberson (30 points, 10 rebounds) at Auburn, 2/3/2018

Back-to-back 20 point-10-rebound games – Matt Freije: vs. South Carolina (26 points, 11 rebounds) 1/28/2004 and vs. Kentucky (20 points, 11 rebounds) 1/31/2004

Double-Double in points and rebounds
Quentin Millora-Brown: 13 points, 14 rebounds vs. Austin Peay, 12/18/2021
Double-Double in points and assists
Scotty Pippen Jr.: 18 points, 12 assists vs. Mississippi State, 1/9/2021
Double-Double in points and blocks
Luke Kornet: 11 points, 10 blocks vs. Auburn, 1/12/2016
Double-Double in points and steals – Never

Double-Double in two Consecutive games – Jordan Wright: at SMU (14 points, 12 rebounds, 12/4/2021; vs. Temple (16 points, 11 rebounds),12/7/2021
Double-Double in three consecutive games – Jeff Roberson: vs. Austin Peay (13 points, 10 rebounds), 11/10/2017; at Belmont (13 points, 12 rebounds), 11/10/2017; vs. UNC Asheville (17 points, 12 rebounds), 11/10/2017

Two players record a double-double – Aaron Nesmith (24 points, 14 rebounds) and Yanni Wetzell (10 points, 10 rebounds), vs Auburn, 02/16/2019

Triple-Double
Luke Kornet (11 points, 11 rebounds, 10 blocks) vs. Auburn, 1/12/2016

Made 10 field goals in a game – Scotty Pippen Jr. (10) vs. Texas State, 11/14/2021
Made 16 field goals in a game – Shan Foster vs. Mississippi State, 3/5/2008

Attempted 20 field goals in a game – Scotty Pippen Jr. (21) at SMU, 12/4/2021

Made 6 3-pointers in a game – Myles Stute vs. Mississippi Valley State, 11/29/2021
Made 7 3-pointers in a game – Maxwell Evans vs. LSU, 2/5/2020
Made 8 3-pointers in a game – Scotty Pippen Jr. at SMU, 12/4/2021
Made 9 3-pointers in a game – Shan Foster vs. Mississippi State, 3/5/2008

Attempted 10 3-pointers in a game – Scotty Pippen Jr. (14) at SMU, 12/4/2021
Attempted 15 3-pointers in a game – John Jenkins (16) vs. Oregon, 11/11/2011

Made 10 free throws in a game – Scotty Pippen Jr. (10) vs. Florida, 3/11/2021
Made 15 free throws in a game – Scotty Pippen Jr. (15) vs. Texas A&M, 3/10/2021
Attempted 15 free throws in a game – Scotty Pippen Jr. (15) vs. Texas A&M, 3/10/2021

10 rebounds in a game – Quentin Millora-Brown (14) vs. Austin Peay, 12/18/2021
15 rebounds in a game – Dylan Disu (15) at Alabama, 2/20/2021
16 rebounds in a game – Dylan Disu (16) vs. Kentucky, 2/17/2021

At least 10 rebounds in three consecutive games – Dylan Disu: 10 vs. Auburn, 2/9/2021; 10 at Mississippi State, 2/13/2021; 16 vs. Kentucky, 2/17/2021
At least 10 rebounds in four consecutive games – Dylan Disu: 10 vs. Auburn, 2/9/2021; 10 at Mississippi State, 2/13/2021; 16 vs. Kentucky, 2/17/2021, 15 at Alabama, 2/20/2021

8 assists – Scotty Pippen Jr. (9) at Mississippi State, 2/13/2021
9 assists – Scotty Pippen Jr. (9) at Mississippi State, 2/13/2021
10 assists – Scotty Pippen Jr. (12) vs. Mississippi State, 1/9/2021
11 assists – Scotty Pippen Jr. (12) vs. Mississippi State, 1/9/2021
12 assists – Scotty Pippen Jr. (12) vs. Mississippi State, 1/9/2021
13 assists – Mario Moore (13) vs. Arkansas, 2/19/2005
14 assists – Billy McCaffrey (14) vs. Kentucky, 1/13/1993

5 or more assists in four consecutive games – Scotty Pippen Jr.
5 vs. Arkansas, 1/23/2021; 6 at Florida, 1/27/2021; 7 vs. South Carolina, 1/30/2021;
5 at Georgia, 2/6/2021
8 or more assists in two consecutive games
Scotty Pippen: 8 at Kentucky, 1/5/2021; 12 vs. Mississippi State, 1/9/2021

4 blocked shots – Clevon Brown (5) vs. Auburn, 2/9/2021
5 blocked shots – Clevon Brown vs. Auburn, 2/9/2021
6 blocked shots – Clevon Brown (8) at Texas A&M, 3/3/2018
8 blocked shots – Clevon Brown at Texas A&M, 3/3/2018
10 blocked shots – Luke Kornet vs. Auburn, 1/12/2016

5 steals – Clevon Brown at Mississippi State, 2/13/2021
6 steals – Saben Lee at Mississippi State, 2/8/2020
8 steals – James Strong vs. Morehead State, 11/24/1998

Played every minute – Saben Lee vs Texas A&M, 03/13/19
Played more than 40 minutes – Aaron Nesmith (43), vs. SMU, 1/4/2020

All 5 starters played 40 minutes – Steve Tchiengang (40), Brad Tinsley (40), Lance Goulbourne (41), Jeffery Taylor (41) and John Jenkins (41), at Louisville, 12/2/2011

Technical foul – Myles Stute vs. VCU, 11/17/2021
Ejection – Jerry Stackhouse at Davidson, 12/22/2020
Three fouled out – Saben Lee, Clevon Brown, Djery Baptiste vs. Tennessee, 1/9/2018

THE LAST TIME VANDERBILT ...

Team started game with opponent technical foul – Furman bench, 12/22/2008

Scored 100 or more points – 120 vs. Savannah State, 11/27/2018 (W, 120-85)
Scored 100 or more points in an SEC game – 102 at Ole Miss, 2/16/2012 (W, 102-76)
Scored 110 or more points – 120 vs. Savannah State, 11/27/2018 (W, 120-85)
Scored 110 or more points in an SEC game – 111 vs. Alabama 2/21/1972 (W, 111-91)
Scored 120 or more points – 120 vs. Savannah State, 11/27/2018 (W, 120-85)
Scored 120 or more points in an SEC game – 130 vs. Ole Miss, 12/22/1970 (W, 130-112)
Scored 130 or more points – 130 vs. Ole Miss, 12/22/1970 (W, 130-112)

Scored between 41-50 points – 46 at Ole Miss, 3/6/2021 (L, 46-56)
Scored 40 points or fewer – 37 vs. VCU, 11/17/21 (L, 37-48)

Scored 20 or fewer points in half – 15 (second) vs. VCU, 11/17/2021 (L, 37-48)

Scored 90 or more points in three consecutive games – 95 vs. Bradley, 11/24/2007 (W, 95-86); 91 vs. South Alabama, 11/29/2007 (W, 91-88); 92 vs. Georgia Tech, 12/1/2007 (W, 92-79)

Scored 100 points in two consecutive games – 111 vs. North Alabama 12/20/1980 (W, 111-79) and 111 vs. Memphis 12/23/1980 (W, 111-96)
Scored 100 points in three consecutive games – Never

Scored 100 points in consecutive SEC games – 104 vs. LSU 2/19/1972 (W, 104-83) and 111 vs. Alabama 2/21/1972 (W, 111-91)

Won by 60 or more – 71 vs. Union (Tenn.) (W, 95-24), 1911-12
Won game by 50 or more – 50 vs. Detroit (W, 102-52) 12/2/2015

Lost by 25 or more – 26 at South Carolina, (L, 64-90), 1/25/2020

Game decided by one point – at Richmond (L, 92-93), 11/14/2019
Two consecutive games decided by one point – at South Carolina, (L, 70-71) 1/7/1998 and vs. Tennessee, (W, 80-79) 1/10/1998)
Three consecutive games decided by one point – Never

Shot 60 percent or better – .603 vs. South Carolina State, 11/22/2019 (W, 97-60)
Shot less than 30 percent from the field – .226 vs. VCU, 11/17/2021 (L, 37-48)

Shot 60 percent or better from 3 – .643 vs. Purdue, 12/13/14 (W, 81-71)

Shot 90 percent or better from free throw line (min. 10 att.)
100.0 percent vs. Florida (12-12), 3/11/2021 (SEC Tournament)
Shot less than 50 percent from free throw line
46.9 percent vs. Morgan State (15-32) 11/23/2013

Attempted five or less free throws – 3 at Texas A&M, 1/31/2017
Attempted 30 free throws – 33 (25-33) vs. Alabama State, 11/10/2021
Attempted 40 free throws – 40 (31-40) vs. South Carolina, 3/7/2020

Made 30 free throws – 31 vs. South Carolina, 3/7/2020

Made 15 3s – 15 at Alabama, 3/3/2020
Made 0 3s – 0-for-25 vs. Tennessee, 1/18/2020

Had 20 turnovers – 21 vs. VCU, 11/17/21

Had 10 blocks – 10 at Texas A&M 03/02/2019

Had 15 steals – 15 at Georgia, 2/6/2021
Had 10 steals – 11 vs. Alabama State, 11/10/2021

Won in overtime – vs. Florida, 3/10/2017 (W, 72-62)
Lost in overtime – vs. Temple, 12/7/2021 (L, 72-68)
Played two overtimes – vs. Yale, 1/3/2015 (W, 79-74)
Played three overtimes – at Ole Miss, 2/17/1982 (L, 51-48)
Played four overtimes – at Ole Miss, 2/17/1982 (L, 51-48)
Played consecutive overtime games
vs. Xavier, 11/28/2011 (L, 82-70) and at Louisville, 12/2/2011 (L, 62-60)

Opponent

Scored 90 or more points at Memorial Gym – 91, Florida, 1/23/2021 (L, 72-91)
Scored 100 or more points – 106 Kentucky 3/5/2003 (L, 44-106)
Scored 110 or more points – 120 Kentucky 2/7/1996 (L, 81-120)
Scored 120 or more points – 120 Kentucky 2/7/1996 (L, 81-120)

Scored beween 40-49 points – 48 VCU, 11/17/21 (L, 37-48)
Scored fewer than 40 points – 36 Mississippi Valley State, 11/29/21 (W, 75-36)

Shot 60 percent or better – .608, Mississippi State, 1/9/2021 (L, 81-84)
Shot less than 30 percent – .250 (4-16), Kentucky, 1/12/2019 (L, 47-56)

Shot 60 percent or better from 3 – .667 (6-9), Kentucky, 2/11/2020
Shot less than 15 percent from 3 – .133 (2-15), at Pitt, 11/24/2021

Held without a 3 – Nebraska, 11/18/2010 (W, 59-49)

Shot 90 percent or better from free throw line – 1.00 Austin Peay, 12/18/2021 (W, 77-51); 7-7
Shot less than 50 percent from free throw line – .467 Minnesota, 12/3/2016 (L, 52-56)

Attempted zero free throws – TCU, 1/27/2018
Attempted five or less free throws – at Mississippi State (4), 2/13/2021
Attempted 35 free throws – at Davidson (38), 12/22/2020
Attempted 40 free throws – Mississippi State (42), 2/12/2007
Attempted 45 or more free throws – South Carolina (49), 1/28/2009

Made 0 free throws – TCU, 1/27/2018
Made 30 free throws – South Carolina (32), 1/28/2009

Made 15 3s – 16, Savannah State, 11/27/2018
Attempted 30 or more 3s – at Alabama (39), 2/20/2021

Had 20 or more turnovers – vs. VCU (22), 11/17/2021

LAST TIME OUT

Official Basketball Box Score - Final
Austin Peay at Vanderbilt
12/18/21 Memorial Gymnasium, Nashville
2021-22 Men's Basketball

Game Time: 7:00 PM
Game Duration: 1:48
Attendance: 6,186

Officials: Mike Nance, Jason Baker, Matt Jarman

Austin Peay - 51 **Record: 4-6**

NO.	Name		Min	FG M-A	3P M-A	FT M-A	Rebounds OR	DR	TOT	Fouls PF	FD	TP	AS	TO	ST	Blocks BS	BA	+/-
4	Elijah Hutchins-Everett	C	23:08	3-8	0-1	0-0	3	6	9	3	2	6	0	4	0	0	2	-26
1	Carlos Paez	G	29:45	1-4	0-2	0-0	1	3	4	2	1	2	4	1	0	0	0	-20
3	Caleb Stone-Carrawell	G	32:29	6-7	1-2	3-3	0	3	3	2	5	16	2	2	2	1	0	-15
24	Cameron Copeland	G	34:27	4-11	1-6	2-2	1	1	2	0	3	11	1	2	1	0	1	-21
55	Tariq Silver	G	24:41	0-7	0-5	2-2	1	0	1	2	3	2	1	2	0	0	0	-20
11	Corbin Merritt		15:49	3-6	3-4	0-0	1	4	5	1	0	9	0	2	0	1	0	3
2	Noel Scott		05:22	0-0	0-0	0-0	0	0	0	1	0	0	0	1	0	0	0	-7
5	Drew Calderon		11:52	0-3	0-2	0-0	0	0	0	0	1	0	1	2	0	0	1	-19
0	Elton Walker		05:43	0-0	0-0	0-0	0	0	0	0	0	0	2	1	0	0	0	0
22	Alec Woodard		14:38	2-6	1-4	0-0	3	1	4	2	0	5	1	0	1	0	0	1
20	Codey Bates		01:03	0-1	0-0	0-0	0	0	0	0	0	0	0	0	0	0	0	-3
33	Chandler Clements		01:03	0-0	0-0	0-0	0	0	0	0	0	0	0	0	0	0	0	-3
Team							1	1	2			0		1				
Totals				19-53	6-26	7-7	11	19	30	13	15	51	12	18	4	2	4	-26

Technical Fouls::NONE

Shooting By Period			
1st	FG%	10-24	41.7%
	3PT%	2-12	16.7%
	FT%	1-1	100%
2nd	FG%	9-29	31.0%
	3PT%	4-14	28.6%
	FT%	6-6	100%
GM	FG%	19-53	35.8%
	3PT%	6-26	23.1%
	FT%	7-7	100.0%

Dead Ball Rebounds: 0, 0

Vanderbilt - 77 **Record: 6-4**

NO.	Name		Min	FG M-A	3P M-A	FT M-A	Rebounds OR	DR	TOT	Fouls PF	FD	TP	AS	TO	ST	Blocks BS	BA	+/-
42	Quentin Millora-Brown	F	20:32	6-7	0-0	1-2	6	8	14	3	2	13	1	1	1	1	0	28
2	Scotty Pippen Jr.	G	26:54	5-14	2-8	4-6	2	2	4	0	5	16	2	3	2	0	1	9
4	Jordan Wright	G	26:56	2-9	2-4	2-2	3	2	5	1	2	8	2	1	0	0	1	12
11	Gabe Dorsey	G	08:52	1-3	1-3	0-0	1	0	1	0	0	3	0	1	0	1	0	9
23	Jamaine Mann	G	22:38	3-4	0-1	1-2	0	2	2	0	1	7	0	0	1	1	0	12
3	Rodney Chatman		15:55	1-4	0-1	0-0	0	0	0	2	0	2	2	2	0	0	0	15
15	Terren Frank		15:29	1-3	0-1	2-2	1	1	2	3	1	4	1	1	0	0	0	0
5	Shane Dezonie		14:56	3-4	1-2	0-0	0	3	3	0	1	7	2	0	2	0	0	11
10	Myles Stute		10:59	1-2	1-2	0-0	1	2	3	3	0	3	0	0	0	0	0	7
12	Trey Thomas		19:34	4-8	3-6	0-0	0	1	1	3	0	11	2	0	1	0	0	26
0	Tyrin Lawrence		10:08	1-4	1-3	0-0	1	0	1	0	1	3	0	1	1	1	0	-3
33	Drew Weikert		03:59	0-0	0-0	0-0	0	0	0	0	0	0	1	0	0	0	0	-2
20	Max Adelman		01:34	0-0	0-0	0-0	0	1	1	0	0	0	0	0	0	0	0	3
22	Graham Calton		01:34	0-0	0-0	0-0	0	0	0	0	0	0	0	0	0	0	0	3
Team							3	1	4			0		2				
Totals				28-62	11-31	10-14	18	23	41	15	13	77	13	12	8	4	2	26

Technical Fouls::NONE

Shooting By Period			
1st	FG%	15-34	44.1%
	3PT%	2-15	13.3%
	FT%	5-8	62.5%
2nd	FG%	13-28	46.4%
	3PT%	9-16	56.3%
	FT%	5-6	83.3%
GM	FG%	28-62	45.2%
	3PT%	11-31	35.5%
	FT%	10-14	71.4%

Dead Ball Rebounds: 1, 0

	APSU	VANDY
Biggest lead	0 (1st 20:00)	30 (2nd 4:27)
Best Scoring Run	9(1st 1:22)	12(2nd 4:27)
Lead Changes	0	
Times Tied	0	
Time with Lead	00:00	39:48

Points from	APSU	VANDY
Turnovers	8	16
Paint	22	30
Second Chance	9	26
Fast Breaks	5	8
Bench	14	30

Period by Period Scoring			
	1st	2nd	TOT
APSU	23	28	51
VANDY	37	40	77

SEASON STATS

Game Records

Record	Overall	Home	Away	Neutral
ALL GAMES	6-4	5-3	1-1	0-0
CONFERENCE	0-0	0-0	0-0	0-0
NON-CONFERENCE	6-4	5-3	1-1	0-0

Score by Periods

Team	1st	2nd	OT	TOT
Vanderbilt	310	382	10	702
Opponents	258	335	14	607

Team Box Score

No.	Player				Total		3-Point		F-Throw		Rebounds											
		GP-GS	MIN	AVG	FG-FGA	FG%	3FG-3FGA	3FG%	FT-FTA	FT%	OFF	DEF	TOT	AVG	PF	DQ	A	TO	BLK	STL	PTS	AVG
2	PIPPEN JR., Scotty	10-10	310:12	31.0	58-141	.411	21-63	.333	36-52	.692	9	33	42	4.2	17	0	25	25	2	17	173	17.3
4	WRIGHT, Jordan	10-10	301:15	30.1	45-110	.409	14-39	.359	28-34	.824	22	42	64	6.4	20	1	17	23	2	10	132	13.2
10	STUTE, Myles	10-9	194:15	19.4	25-57	.439	18-44	.409	7-10	.700	7	24	31	3.1	21	0	3	6	6	8	75	7.5
23	MANN, Jamaine	10-1	180:15	18.0	22-37	.595	0-5	.000	19-30	.633	19	29	48	4.8	18	0	1	3	5	6	63	6.3
0	LAWRENCE, Tyrin	10-9	213:09	21.3	21-55	.382	3-21	.143	18-22	.818	6	25	31	3.1	13	0	13	14	2	10	63	6.3
12	THOMAS, Trey	10-0	172:07	17.2	17-57	.298	9-43	.209	11-13	.846	3	10	13	1.3	11	0	13	8	1	5	54	5.4
42	MILLORA-BROWN, Quentin	10-10	214:11	21.4	21-33	.636	0-0	.000	9-16	.563	25	27	52	5.2	19	0	17	9	9	4	51	5.1
15	FRANK, Terren	10-0	157:50	15.8	11-36	.306	3-15	.200	8-13	.615	8	17	25	2.5	16	0	2	5	2	5	33	3.3
1	DANIELS, Peyton	3-0	38:36	12.9	3-13	.231	2-8	.250	1-2	.500	1	10	11	3.7	1	0	4	4	0	0	9	3.0
5	DEZONIE, Shane	10-0	127:39	12.8	8-23	.348	6-10	.600	7-8	.875	7	16	23	2.3	12	0	8	14	1	5	29	2.9
3	CHATMAN, Rodney	1-0	15:55	15.9	1-4	.250	0-1	.000	0-0	.000	0	0	0	0.0	2	0	2	2	0	0	2	2.0
33	WEIKERT, Drew	4-0	21:06	5.3	2-4	.500	2-4	.500	2-2	1.000	0	0	0	0.0	0	0	2	0	0	1	8	2.0
11	DORSEY, Gabe	10-1	63:20	6.3	4-16	.250	2-12	.167	0-1	.000	2	2	4	0.4	3	0	1	3	1	0	10	1.0
20	ADELMAN, Max	3-0	05:29	1.8	0-1	.000	0-0	.000	0-0	.000	0	1	1	0.3	0	0	1	0	0	0	0	0.0
22	CALTON, Graham	3-0	09:41	3.2	0-2	.000	0-2	.000	0-0	.000	0	1	1	0.3	1	0	0	0	0	1	0	0.0
Team											21	15	36					7				
Total		**10**	**2025**		**238-589**	**.404**	**80-267**	**.300**	**146-203**	**.719**	**130**	**252**	**382**	**38.2**	**154**	**1**	**109**	**123**	**31**	**72**	**702**	**70.2**
Opponents		**10**	**2025**		**206-536**	**.384**	**75-245**	**.306**	**120-156**	**.769**	**93**	**253**	**346**	**34.6**	**192**	**4**	**117**	**161**	**39**	**55**	**607**	**60.7**

Team Statistics

	VANDY	OPP
Scoring	**702**	**607**
Points per game	70.2	60.7
Scoring margin	+9.5	-
Field goals-att	**238-589**	**206-536**
Field goal pct	.404	.384
3 point fg-att	**80-267**	**75-245**
3-point FG pct	.300	.306
3-pt FG made per game	8.0	7.5
Free throws-att	**146-203**	**120-156**
Free throw pct	.719	.769
F-Throws made per game	14.6	12.0
Rebounds	**382**	**346**
Rebounds per game	38.2	34.6
Rebounding margin	+3.6	-
Assists	**109**	**117**
Assists per game	10.9	11.7
Turnovers	**123**	**161**
Turnovers per game	12.3	16.1
Turnover margin	+3.8	-
Assist/turnover ratio	0.9	0.7
Steals	**72**	**55**
Steals per game	7.2	5.5
Blocks	**31**	**39**
Blocks per game	3.1	3.9
Winning streak	**1**	**-**
Home win streak	1	-
Attendance	**45656**	**11295**
Home games-Avg/Game	8-5707	2-5648
Neutral site-Avg/Game	-	0-0

Team Results

Date	Opponent		Score	Att.
11/10/2021	Alabama St.	W	91-72	5459
11/14/2021	Texas St.	W	79-60	5642
11/17/2021	VCU	L	37-48	5768
11/20/2021	Winthrop	W	77-63	5179
11/24/2021	at Pittsburgh	W	68-52	7460
11/29/2021	Mississippi Val.	W	75-36	5181
12/04/2021	at SMU	L	72-84	3835
12/07/2021	Temple	Lot	68-72	5239
12/10/2021	Loyola Chicago	L	58-69	7002
12/18/2021	Austin Peay	W	77-51	6186

VANDERBILT GAME-BY-GAME STATS

				Total		3-Pointers		Free throws		Rebounds										
Opponent	**Date**	**Score**		**FG-FGA**	**PCT**	**3FG-3FGA**	**PCT**	**FT-FTA**	**PCT**	**OFF**	**DEF**	**TOT**	**AVG**	**PF**	**A**	**TO**	**BLK**	**STL**	**PTS**	**AVG**
Alabama St.	11/10/2021	91-72	W	29-64	.453	8-28	.286	25-33	.758	17	21	38	38.0	17	17	15	3	11	91	91.0
Texas St.	11/14/2021	79-60	W	24-54	.444	12-27	.444	19-25	.760	7	26	33	35.5	18	13	8	1	3	79	85.0
VCU	11/17/2021	37-48	L	12-53	.226	2-25	.080	11-17	.647	16	22	38	36.3	15	5	21	6	8	37	69.0
Winthrop	11/20/2021	77-63	W	29-59	.492	8-27	.296	11-20	.550	10	29	39	37.0	9	13	13	4	7	77	71.0
at Pittsburgh	11/24/2021	68-52	W	25-52	.481	10-25	.400	8-11	.727	6	24	30	35.6	15	13	10	2	8	68	70.4
Mississippi Val.	11/29/2021	75-36	W	24-55	.436	11-28	.393	16-21	.762	10	35	45	37.2	10	12	15	5	10	75	71.2
at SMU	12/04/2021	72-84	L	23-62	.371	11-31	.355	15-19	.789	19	24	43	38.0	17	16	15	3	5	72	71.3
Temple	12/07/2021	68-72	Lot	24-71	.338	4-26	.154	16-24	.667	16	26	42	38.5	27	4	9	2	7	68	70.9
Loyola Chicago	12/10/2021	58-69	L	20-57	.351	3-19	.158	15-19	.789	11	22	33	37.9	11	3	5	1	5	58	69.4
Austin Peay	12/18/2021	77-51	W	28-62	.452	11-31	.355	10-14	.714	18	23	41	38.2	15	13	12	4	8	77	70.2
Total		**702**		**238-589**	**.404**	**80-267**	**.300**	**146-203**	**.719**	**130**	**252**	**382**	**38.2**	**154**	**109**	**123**	**31**	**72**	**702**	**70.2**
Opponents		607		206-536	.384	75-245	.306	120-156	.769	93	253	346	34.6	192	117	161	39	55	607	60.7

Vanderbilt Averages

Games Played	Points/ game	FG Pct	3FG Pct	FT Pct	Rebounds/ game	Assists/ game	Turnovers/ game	Assist/Turnover ratio	Steals/ game	Blocks/ game
10	70.2	40.4	30.0	71.9	38.2	10.9	12.3	0.9	7.2	3.1

OPPONENT GAME-BY-GAME STATS

				Total		3-Pointers		Free throws		Rebounds										
Opponent	**Date**	**Score**		**FG-FGA**	**PCT**	**3FG-3FGA**	**PCT**	**FT-FTA**	**PCT**	**OFF**	**DEF**	**TOT**	**AVG**	**PF**	**A**	**TO**	**BLK**	**STL**	**PTS**	**AVG**
Alabama St.	11/10/2021	91-72	W	26-52	.500	6-19	.316	14-17	.824	6	22	28	28.0	24	7	24	5	8	72	72.0
Texas St.	11/14/2021	79-60	W	18-53	.340	8-21	.381	16-18	.889	10	25	35	31.5	20	11	14	1	2	60	66.0
VCU	11/17/2021	37-48	L	17-52	.327	6-19	.316	8-12	.667	14	29	43	35.3	22	9	22	7	8	48	60.0
Winthrop	11/20/2021	77-63	W	24-56	.429	10-29	.345	5-7	.714	4	26	30	34.0	21	13	19	0	3	63	60.8
at Pittsburgh	11/24/2021	68-52	W	18-50	.360	2-15	.133	14-19	.737	9	21	30	33.2	11	9	13	3	5	52	59.0
Mississippi Val.	11/29/2021	75-36	W	11-55	.200	5-28	.179	9-12	.750	8	22	30	32.7	17	7	17	3	6	36	55.2
at SMU	12/04/2021	72-84	L	30-63	.476	9-30	.300	15-21	.714	14	23	37	33.3	20	21	7	6	11	84	59.3
Temple	12/07/2021	68-72	Lot	18-51	.353	6-21	.286	30-37	.811	11	38	49	35.3	24	9	16	9	5	72	60.9
Loyola Chicago	12/10/2021	58-69	L	25-51	.490	17-37	.459	2-6	.333	6	28	34	35.1	20	19	11	3	3	69	61.8
Austin Peay	12/18/2021	77-51	W	19-53	.358	6-26	.231	7-7	1.000	11	19	30	34.6	13	12	18	2	4	51	60.7
Total		**607**		**206-536**	**.384**	**75-245**	**.306**	**120-156**	**.769**	**93**	**253**	**346**	**34.6**	**192**	**117**	**161**	**39**	**55**	**607**	**60.7**
Vanderbilt		702		238-589	.404	80-267	.300	146-203	.719	130	252	382	38.2	154	109	123	31	72	702	70.2

Opponents Averages

Games Played	Points/ game	FG Pct	3FG Pct	FT Pct	Rebounds/ game	Assists/ game	Turnovers/ game	Assist/Turnover ratio	Steals/ game	Blocks/ game
10	60.7	38.4	30.6	76.9	34.6	11.7	16.1	0.7	5.5	3.9

#0 TYRIN LAWRENCE

2021-22 Game-by-Game Statistics

#0 LAWRENCE, Tyrin

				Total		3-Pointers		Free throws		Rebounds										
Opponent	Date	GS	MIN	FG-FGA	PCT	3FG-3FGA	PCT	FT-FTA	PCT	OFF	DEF	TOT	AVG	PF	A	TO	BLK	STL	PTS	AVG
Alabama St.	11/10/2021	*	15:53	2-4	.500	0-1	.000	0-0	.000	1	4	5	5.0	1	1	1	0	0	4	4.0
Texas St.	11/14/2021	*	15:49	1-2	.500	0-1	.000	2-3	.667	0	1	1	3.0	2	2	1	0	0	4	4.0
VCU	11/17/2021	*	20:17	1-4	.250	0-3	.000	2-2	1.000	0	2	2	2.7	2	1	1	1	3	4	4.0
Winthrop	11/20/2021	*	31:18	7-9	.778	2-2	1.000	4-7	.571	2	3	5	3.3	0	2	0	0	0	20	8.0
at Pittsburgh	11/24/2021	*	26:54	4-7	.571	0-3	.000	1-1	1.000	1	3	4	3.4	3	3	2	0	1	9	8.2
Mississippi Val.	11/29/2021	*	19:54	2-4	.500	0-2	.000	4-4	1.000	0	2	2	3.2	0	2	3	0	3	8	8.2
at SMU	12/04/2021	*	25:13	1-6	.167	0-3	.000	2-2	1.000	0	2	2	3.0	1	1	3	0	0	4	7.6
Temple	12/07/2021	*	15:38	0-3	.000	0-1	.000	0-0	.000	1	4	5	3.3	2	0	1	0	0	0	6.6
Loyola Chicago	12/10/2021	*	32:05	2-12	.167	0-2	.000	3-3	1.000	0	4	4	3.3	2	1	1	0	2	7	6.7
Austin Peay	12/18/2021		10:08	1-4	.250	1-3	.333	0-0	.000	1	0	1	3.1	0	0	1	1	1	3	6.3
Totals		**9**	**213:09**	**21-55**	**.382**	**3-21**	**.143**	**18-22**	**.818**	**6**	**25**	**31**	**3.1**	**13**	**13**	**14**	**2**	**10**	**63**	**6.3**

Player Averages

Games Played	Minutes/ game	Points/ game	FG Pct	3FG Pct	FT Pct	Rebounds/ game	Assists/ game	Turnovers/ game	Assist/Turnover ratio	Steals/ game	Blocks/ game
10	21.3	6.3	38.2	14.3	81.8	3.1	1.3	1.4	0.9	1.0	0.2

Career Statistics/Career Highs

				Field Goals		3-Point		F-Throws		Rebounds									Scoring	
SEASON	TEAM	GP-GS	MIN/AVG	FG-FGA	FG%	3FG-3FGA	3FG%	FT-FTA	FT%	OFF	DEF	TOT	AVG	PF-FO	A	TO	BLK	STL	PTS	AVG
2020-21	Vandy	7-5	90/12.8	9-18	.500	0-6	.000	2-3	.667	6	10	16	2.3	5-0	9	5	0	4	20	2.9
2021-22	Vandy	10-9	213/21.3	21-55	.382	3-21	.143	18-22	.818	6	25	31	3.1	13-0	13	14	2	10	63	6.3
TOTAL		**17-14**	**303/17.8**	**30-73**	**.411**	**3-27**	**.111**	**20-25**	**.800**	**12**	**35**	**47**	**2.8**	**18-0**	**22**	**19**	**2**	**14**	**83**	**4.9**

Single Game Highs

Statistic	Value	
Points	20	vs Winthrop 11/20/21
Rebounds	5	vs Alabama St. 11/10/21, vs Winthrop 11/20/21, vs Temple 12/07/21
Assists	4	vs Mississippi Val. 12/13/20
Steals	3	vs VCU 11/17/21, vs Mississippi Val. 11/29/21
Blocks	1	vs VCU 11/17/21, vs Austin Peay 12/18/21
FG Made	7	vs Winthrop 11/20/21
FG Attempts	12	vs Loyola Chicago 12/10/21
3FG Made	2	vs Winthrop 11/20/21
3FG Attempts	3	5 times
FT Made	4	vs Winthrop 11/20/21, vs Mississippi Val. 11/29/21
FT Attempts	7	vs Winthrop 11/20/21

#2 SCOTTY PIPPEN, JR.

2021-22 Game-by-Game Statistics

#2 PIPPEN JR., Scotty

				Total		3-Pointers		Free throws		Rebounds										
Opponent	Date	GS	MIN	FG-FGA	PCT	3FG-3FGA	PCT	FT-FTA	PCT	OFF	DEF	TOT	AVG	PF	A	TO	BLK	STL	PTS	AVG
Alabama St.	11/10/2021	*	23:58	5-10	.500	1-4	.250	4-5	.800	0	2	2	2.0	1	2	4	0	4	15	15.0
Texas St.	11/14/2021	*	34:16	10-17	.588	4-8	.500	6-7	.857	0	2	2	2.0	2	3	1	0	1	30	22.5
VCU	11/17/2021	*	35:46	2-10	.200	0-3	.000	4-6	.667	2	5	7	3.7	3	2	5	1	2	8	17.7
Winthrop	11/20/2021	*	31:58	6-14	.429	1-5	.200	0-0	.000	1	3	4	3.8	0	2	2	1	0	13	16.5
at Pittsburgh	11/24/2021	*	31:23	5-12	.417	1-5	.200	0-2	.000	0	5	5	4.0	3	5	2	0	3	11	15.4
Mississippi Val.	11/29/2021	*	25:18	4-10	.400	1-3	.333	3-4	.750	0	4	4	4.0	1	5	2	0	1	12	14.8
at SMU	12/04/2021	*	35:31	8-21	.381	8-14	.571	5-7	.714	2	2	4	4.0	2	3	3	0	2	29	16.9
Temple	12/07/2021	*	29:22	6-15	.400	2-7	.286	2-5	.400	0	5	5	4.1	4	1	2	0	1	16	16.8
Loyola Chicago	12/10/2021	*	35:45	7-18	.389	1-6	.167	8-10	.800	2	3	5	4.2	1	0	1	0	1	23	17.4
Austin Peay	12/18/2021	*	26:54	5-14	.357	2-8	.250	4-6	.667	2	2	4	4.2	0	2	3	0	2	16	17.3
Totals		**10**	**310:12**	**58-141**	**.411**	**21-63**	**.333**	**36-52**	**.692**	**9**	**33**	**42**	**4.2**	**17**	**25**	**25**	**2**	**17**	**173**	**17.3**

Player Averages

Games Played	Minutes/ game	Points/ game	FG Pct	3FG Pct	FT Pct	Rebounds/ game	Assists/ game	Turnovers/ game	Assist/Turnover ratio	Steals/ game	Blocks/ game
10	31.0	17.3	41.1	33.3	69.2	4.2	2.5	2.5	1.0	1.7	0.2

Career Statistics/Career Highs

				Field Goals		3-Point		F-Throws		Rebounds									Scoring	
SEASON	TEAM	GP-GS	MIN/AVG	FG-FGA	FG%	3FG-3FGA	3FG%	FT-FTA	FT%	OFF	DEF	TOT	AVG	PF-FO	A	TO	BLK	STL	PTS	AVG
2019-20	Vandy	32-31	952/29.8	108-275	.393	34-94	.362	134-189	.709	16	72	88	2.8	97-4	114	86	4	35	384	12.0
2020-21	Vandy	22-22	699/31.8	136-318	.428	43-120	.358	142-167	.850	22	41	63	2.9	54-3	107	84	4	39	457	20.8
2021-22	Vandy	10-10	310/31.0	58-141	.411	21-63	.333	36-52	.692	9	33	42	4.2	17-0	25	25	2	17	173	17.3
TOTAL		**64-63**	**1961/30.6**	**302-734**	**.411**	**98-277**	**.354**	**312-408**	**.765**	**47**	**146**	**193**	**3.0**	**168-7**	**246**	**195**	**10**	**91**	**1014**	**15.8**

Single Game Highs

Statistic	Value	
Points	36	at Cincinnati 03/04/21
Rebounds	8	at Kentucky 01/05/21
Assists	12	vs Mississippi St. 01/09/21
Steals	4	4 times
Blocks	2	vs Florida 12/30/20
FG Made	12	at Florida 01/27/21
FG Attempts	22	vs Richmond 12/16/20, at Florida 01/27/21
3FG Made	8	at SMU 12/04/21
3FG Attempts	14	at SMU 12/04/21
FT Made	15	vs South Carolina 03/07/20, vs Texas A&M 03/10/21
FT Attempts	16	vs South Carolina 03/07/20, vs Davidson 12/30/19

#3 RODNEY CHATMAN

2021-22 Game-by-Game Statistics

				Total		3-Pointers		Free throws		Rebounds										
Opponent	Date	GS	MIN	FG-FGA	PCT	3FG-3FGA	PCT	FT-FTA	PCT	OFF	DEF	TOT	AVG	PF	A	TO	BLK	STL	PTS	AVG
Austin Peay	12/18/2021		15:55	1-4	.250	0-1	.000	0-0	.000	0	0	0	0.0	2	2	2	0	0	2	2.0
Totals		**0**	**15:55**	**1-4**	**.250**	**0-1**	**.000**	**0-0**	**.000**	**0**	**0**	**0**	**0.0**	**2**	**2**	**2**	**0**	**0**	**2**	**2.0**

Player Averages

Games Played	Minutes/ game	Points/ game	FG Pct	3FG Pct	FT Pct	Rebounds/ game	Assists/ game	Turnovers/ game	Assist/Turnover ratio	Steals/ game	Blocks/ game
1	15.9	2.0	25.0	0.0	0.0	0.0	2.0	2.0	1.0	0.0	0.0

Career Statistics/Career Highs

				Field Goals		3-Point		F-Throws		Rebounds									Scoring	
SEASON	TEAM	GP-GS	MIN/AVG	FG-FGA	FG%	3FG-3FGA	3FG%	FT-FTA	FT%	OFF	DEF	TOT	AVG	PF-FO	A	TO	BLK	STL	PTS	AVG
2016-17	UTC	31-3	623/20.1	51-139	.367	9-35	.257	52-72	.722	6	60	66	2.1	74-0	69	66	2	25	163	5.3
2017-18	UTC	30-28	970/32.3	131-289	.453	43-127	.339	93-119	.782	9	115	124	4.1	88-3	135	89	14	35	398	13.3
2019-20	UD	31-31	829/26.8	76-188	.404	36-100	.360	51-71	.718	11	65	76	2.5	86-2	99	63	4	39	239	7.7
2020-21	UD	12-11	389/32.4	36-81	.444	6-27	.222	17-32	.531	2	29	31	2.6	35-2	45	39	2	21	95	7.9
2021-22	Vandy	1-0	16/15.9	1-4	.250	0-1	.000	0-0	.000	0	0	0	0.0	2-0	2	2	0	0	2	2.0
TOTAL FOR Vandy		**1-0**	**16/15.9**	**1-4**	**.250**	**0-1**	**.000**	**0-0**	**.000**	**0**	**0**	**0**	**0.0**	**2-0**	**2**	**2**	**0**	**0**	**2**	**2.0**
TOTAL		**105-73**	**2827/26.9**	**295-701**	**.421**	**94-290**	**.324**	**213-294**	**.724**	**28**	**269**	**297**	**2.8**	**285-7**	**350**	**259**	**22**	**120**	**897**	**8.5**

Single Game Highs

Statistic	Value	
Points	26	at ETSU 02/03/18
Rebounds	9	at Wyoming 11/10/17, vs UNC Greensboro 01/29/18
Assists	14	at Jacksonville St. 12/21/17
Steals	5	vs Ole Miss 12/19/20
Blocks	3	at Jacksonville St. 12/21/17, vs The Citadel 02/08/18
FG Made	9	at ETSU 02/03/18
FG Attempts	16	at Akron 11/28/17, vs Charlotte 12/10/17
3FG Made	5	at Samford 12/30/17
3FG Attempts	9	at Samford 12/30/17
FT Made	9	vs Samford 03/02/18, vs UNC Greensboro 01/29/18, vs Mercer 02/10/18
FT Attempts	11	vs UNC Greensboro 01/29/18

#4 JORDAN WRIGHT

2021-22 Game-by-Game Statistics

				Total		3-Pointers		Free throws		Rebounds										
Opponent	Date	GS	MIN	FG-FGA	PCT	3FG-3FGA	PCT	FT-FTA	PCT	OFF	DEF	TOT	AVG	PF	A	TO	BLK	STL	PTS	AVG
Alabama St.	11/10/2021	*	20:59	6-9	.667	1-1	1.000	3-5	.600	2	2	4	4.0	2	3	2	0	2	16	16.0
Texas St.	11/14/2021	*	30:06	5-11	.455	1-3	.333	5-7	.714	1	3	4	4.0	2	2	1	1	2	16	16.0
VCU	11/17/2021	*	36:10	6-16	.375	1-6	.167	2-2	1.000	3	4	7	5.0	3	1	4	1	0	15	15.7
Winthrop	11/20/2021	*	33:23	10-13	.769	5-7	.714	3-4	.750	2	4	6	5.3	2	2	3	0	2	28	18.8
at Pittsburgh	11/24/2021	*	36:52	3-9	.333	2-5	.400	1-2	.500	0	7	7	5.6	1	2	2	0	1	9	16.8
Mississippi Val.	11/29/2021	*	20:26	2-5	.400	1-3	.333	0-0	.000	2	3	5	5.5	0	0	2	0	2	5	14.8
at SMU	12/04/2021	*	26:14	4-11	.364	0-3	.000	6-6	1.000	5	7	12	6.4	2	2	4	0	0	14	14.7
Temple	12/07/2021	*	36:23	5-17	.294	0-3	.000	6-6	1.000	4	7	11	7.0	5	3	2	0	0	16	14.9
Loyola Chicago	12/10/2021	*	33:46	2-10	.200	1-4	.250	0-0	.000	0	3	3	6.6	2	0	2	0	1	5	13.8
Austin Peay	12/18/2021	*	26:56	2-9	.222	2-4	.500	2-2	1.000	3	2	5	6.4	1	2	1	0	0	8	13.2
Totals		**10**	**301:15**	**45-110**	**.409**	**14-39**	**.359**	**28-34**	**.824**	**22**	**42**	**64**	**6.4**	**20**	**17**	**23**	**2**	**10**	**132**	**13.2**

Player Averages

Games Played	Minutes/ game	Points/ game	FG Pct	3FG Pct	FT Pct	Rebounds/ game	Assists/ game	Turnovers/ game	Assist/Turnover ratio	Steals/ game	Blocks/ game
10	30.1	13.2	40.9	35.9	82.4	6.4	1.7	2.3	0.7	1.0	0.2

Career Statistics/Career Highs

				Field Goals		3-Point		F-Throws		Rebounds									Scoring	
SEASON	TEAM	GP-GS	MIN/AVG	FG-FGA	FG%	3FG-3FGA	3FG%	FT-FTA	FT%	OFF	DEF	TOT	AVG	PF-FO	A	TO	BLK	STL	PTS	AVG
2019-20	Vandy	31-6	512/16.5	59-156	.378	8-53	.151	51-67	.761	29	57	86	2.8	61-0	14	39	8	24	177	5.7
2020-21	Vandy	23-15	564/24.5	77-158	.487	16-37	.432	31-48	.646	32	72	104	4.5	54-1	48	51	8	26	201	8.7
2021-22	Vandy	10-10	301/30.1	45-110	.409	14-39	.359	28-34	.824	22	42	64	6.4	20-1	17	23	2	10	132	13.2
TOTAL		**64-31**	**1378/21.5**	**181-424**	**.427**	**38-129**	**.295**	**110-149**	**.738**	**83**	**171**	**254**	**4.0**	**135-2**	**79**	**113**	**18**	**60**	**510**	**8.0**

Single Game Highs

Statistic	Value	
Points	28	vs Winthrop 11/20/21
Rebounds	12	at SMU 12/04/21
Assists	5	at Alabama 02/20/21, vs Ole Miss 02/27/21
Steals	4	vs Buffalo 12/03/19, vs Alabama 01/22/20
Blocks	2	vs Georgia 02/22/20
FG Made	10	vs Winthrop 11/20/21
FG Attempts	17	vs Temple 12/07/21
3FG Made	5	vs Winthrop 11/20/21
3FG Attempts	7	vs Winthrop 11/20/21
FT Made	8	at South Carolina 01/25/20
FT Attempts	10	at South Carolina 01/25/20

#5 SHANE DEZONIE

2021-22 Game-by-Game Statistics

				Total		3-Pointers		Free throws		Rebounds										
Opponent	Date	GS	MIN	FG-FGA	PCT	3FG-3FGA	PCT	FT-FTA	PCT	OFF	DEF	TOT	AVG	PF	A	TO	BLK	STL	PTS	AVG
Alabama St.	11/10/2021		13:48	0-3	.000	0-1	.000	5-6	.833	0	1	1	1.0	3	1	3	0	2	5	5.0
Texas St.	11/14/2021		14:51	1-3	.333	1-2	.500	0-0	.000	0	3	3	2.0	1	0	0	0	0	3	4.0
VCU	11/17/2021		08:04	0-0	.000	0-0	.000	0-0	.000	0	2	2	2.0	0	0	1	0	0	0	2.7
Winthrop	11/20/2021		11:35	0-1	.000	0-1	.000	0-0	.000	0	2	2	2.0	3	2	3	1	0	0	2.0
at Pittsburgh	11/24/2021		07:05	0-1	.000	0-0	.000	0-0	.000	0	0	0	1.6	0	0	1	0	0	0	1.6
Mississippi Val.	11/29/2021		14:21	1-4	.250	1-1	1.000	2-2	1.000	3	3	6	2.3	1	1	3	0	0	5	2.2
at SMU	12/04/2021		25:21	3-5	.600	3-3	1.000	0-0	.000	3	2	5	2.7	2	2	1	0	1	9	3.1
Temple	12/07/2021		13:04	0-1	.000	0-0	.000	0-0	.000	1	0	1	2.5	2	0	2	0	0	0	2.8
Loyola Chicago	12/10/2021		04:34	0-1	.000	0-0	.000	0-0	.000	0	0	0	2.2	0	0	0	0	0	0	2.4
Austin Peay	12/18/2021		14:56	3-4	.750	1-2	.500	0-0	.000	0	3	3	2.3	0	2	0	0	2	7	2.9
Totals		**0**	**127:39**	**8-23**	**.348**	**6-10**	**.600**	**7-8**	**.875**	**7**	**16**	**23**	**2.3**	**12**	**8**	**14**	**1**	**5**	**29**	**2.9**

Player Averages

Games Played	Minutes/ game	Points/ game	FG Pct	3FG Pct	FT Pct	Rebounds/ game	Assists/ game	Turnovers/ game	Assist/Turnover ratio	Steals/ game	Blocks/ game
10	12.8	2.9	34.8	60.0	87.5	2.3	0.8	1.4	0.6	0.5	0.1

Career Statistics/Career Highs

				Field Goals		3-Point		F-Throws		Rebounds									Scoring	
SEASON	TEAM	GP-GS	MIN/AVG	FG-FGA	FG%	3FG-3FGA	3FG%	FT-FTA	FT%	OFF	DEF	TOT	AVG	PF-FO	A	TO	BLK	STL	PTS	AVG
2021-22	Vandy	10-0	128/12.8	8-23	.348	6-10	.600	7-8	.875	7	16	23	2.3	12-0	8	14	1	5	29	2.9
TOTAL		**10-0**	**128/12.8**	**8-23**	**.348**	**6-10**	**.600**	**7-8**	**.875**	**7**	**16**	**23**	**2.3**	**12-0**	**8**	**14**	**1**	**5**	**29**	**2.9**

Single Game Highs

Statistic	Value	
Points	9	at SMU 12/04/21
Rebounds	6	vs Mississippi Val. 11/29/21
Assists	2	vs Winthrop 11/20/21, at SMU 12/04/21, vs Austin Peay 12/18/21
Steals	2	vs Alabama St. 11/10/21, vs Austin Peay 12/18/21
Blocks	1	vs Winthrop 11/20/21
FG Made	3	at SMU 12/04/21, vs Austin Peay 12/18/21
FG Attempts	5	at SMU 12/04/21
3FG Made	3	at SMU 12/04/21
3FG Attempts	3	at SMU 12/04/21
FT Made	5	vs Alabama St. 11/10/21
FT Attempts	6	vs Alabama St. 11/10/21

#10 MYLES STUTE

2021-22 Game-by-Game Statistics

				Total		3-Pointers		Free throws		Rebounds										
Opponent	Date	GS	MIN	FG-FGA	PCT	3FG-3FGA	PCT	FT-FTA	PCT	OFF	DEF	TOT	AVG	PF	A	TO	BLK	STL	PTS	AVG
Alabama St.	11/10/2021	*	18:02	5-9	.556	3-7	.429	0-0	.000	1	2	3	3.0	2	0	0	1	0	13	13.0
Texas St.	11/14/2021	*	28:23	4-7	.571	4-6	.667	0-0	.000	0	2	2	2.5	3	0	0	0	0	12	12.5
VCU	11/17/2021	*	20:55	0-3	.000	0-2	.000	1-2	.500	1	0	1	2.0	3	0	4	1	0	1	8.7
Winthrop	11/20/2021	*	21:12	1-5	.200	0-4	.000	2-4	.500	0	4	4	2.5	0	1	1	0	4	4	7.5
at Pittsburgh	11/24/2021	*	18:37	2-6	.333	2-5	.400	2-2	1.000	0	1	1	2.2	1	0	0	0	2	8	7.6
Mississippi Val.	11/29/2021	*	18:46	6-11	.545	6-10	.600	2-2	1.000	0	6	6	2.8	1	0	0	2	1	20	9.7
at SMU	12/04/2021	*	23:21	1-4	.250	0-3	.000	0-0	.000	1	3	4	3.0	4	2	1	0	1	2	8.6
Temple	12/07/2021	*	13:05	1-4	.250	1-3	.333	0-0	.000	1	0	1	2.8	1	0	0	1	0	3	7.9
Loyola Chicago	12/10/2021	*	20:55	4-6	.667	1-2	.500	0-0	.000	2	4	6	3.1	3	0	0	1	0	9	8.0
Austin Peay	12/18/2021		10:59	1-2	.500	1-2	.500	0-0	.000	1	2	3	3.1	3	0	0	0	0	3	7.5
Totals		**9**	**194:15**	**25-57**	**.439**	**18-44**	**.409**	**7-10**	**.700**	**7**	**24**	**31**	**3.1**	**21**	**3**	**6**	**6**	**8**	**75**	**7.5**

Player Averages

Games Played	Minutes/ game	Points/ game	FG Pct	3FG Pct	FT Pct	Rebounds/ game	Assists/ game	Turnovers/ game	Assist/Turnover ratio	Steals/ game	Blocks/ game
10	19.4	7.5	43.9	40.9	70.0	3.1	0.3	0.6	0.5	0.8	0.6

Career Statistics/Career Highs

				Field Goals		3-Point		F-Throws		Rebounds									Scoring	
SEASON	TEAM	GP-GS	MIN/AVG	FG-FGA	FG%	3FG-3FGA	3FG%	FT-FTA	FT%	OFF	DEF	TOT	AVG	PF-FO	A	TO	BLK	STL	PTS	AVG
2020-21	Vandy	21-3	315/15.0	22-76	.289	18-63	.286	19-25	.760	12	37	49	2.3	25-0	11	17	2	6	81	3.9
2021-22	Vandy	10-9	194/19.4	25-57	.439	18-44	.409	7-10	.700	7	24	31	3.1	21-0	3	6	6	8	75	7.5
TOTAL		**31-12**	**510/16.4**	**47-133**	**.353**	**36-107**	**.336**	**26-35**	**.743**	**19**	**61**	**80**	**2.6**	**46-0**	**14**	**23**	**8**	**14**	**156**	**5.0**

Single Game Highs

Statistic	Value	
Points	20	vs Mississippi Val. 11/29/21
Rebounds	6	at Kentucky 01/05/21, vs Mississippi Val. 11/29/21, vs Loyola Chicago 12/10/21
Assists	2	4 times
Steals	4	vs Winthrop 11/20/21
Blocks	2	vs Mississippi Val. 11/29/21
FG Made	6	vs Mississippi Val. 11/29/21
FG Attempts	11	vs Mississippi Val. 11/29/21
3FG Made	6	vs Mississippi Val. 11/29/21
3FG Attempts	10	vs Mississippi Val. 11/29/21
FT Made	4	at Kentucky 01/05/21, vs Alcorn 12/27/20
FT Attempts	5	vs Alcorn 12/27/20

#11 GABE DORSEY

2021-22 Game-by-Game Statistics

				Total		3-Pointers		Free throws		Rebounds										
Opponent	Date	GS	MIN	FG-FGA	PCT	3FG-3FGA	PCT	FT-FTA	PCT	OFF	DEF	TOT	AVG	PF	A	TO	BLK	STL	PTS	AVG
Alabama St.	11/10/2021		07:17	0-1	.000	0-1	.000	0-0	.000	0	0	0	0.0	1	0	0	0	0	0	0.0
Texas St.	11/14/2021		04:30	0-1	.000	0-1	.000	0-0	.000	0	0	0	0.0	0	0	1	0	0	0	0.0
VCU	11/17/2021		05:55	1-1	1.000	0-0	.000	0-0	.000	1	0	1	0.3	0	0	0	0	0	2	0.7
Winthrop	11/20/2021		07:39	0-3	.000	0-3	.000	0-0	.000	0	1	1	0.5	0	1	0	0	0	0	0.5
at Pittsburgh	11/24/2021		01:34	0-0	.000	0-0	.000	0-0	.000	0	0	0	0.4	0	0	0	0	0	0	0.4
Mississippi Val.	11/29/2021		11:37	1-3	.333	1-2	.500	0-0	.000	0	1	1	0.5	1	0	1	0	0	3	0.8
at SMU	12/04/2021		01:47	0-0	.000	0-0	.000	0-0	.000	0	0	0	0.4	0	0	0	0	0	0	0.7
Temple	12/07/2021		09:40	1-4	.250	0-2	.000	0-1	.000	0	0	0	0.4	1	0	0	0	0	2	0.9
Loyola Chicago	12/10/2021		04:29	0-0	.000	0-0	.000	0-0	.000	0	0	0	0.3	0	0	0	0	0	0	0.8
Austin Peay	12/18/2021	*	08:52	1-3	.333	1-3	.333	0-0	.000	1	0	1	0.4	0	0	1	1	0	3	1.0
Totals		**1**	**63:20**	**4-16**	**.250**	**2-12**	**.167**	**0-1**	**.000**	**2**	**2**	**4**	**0.4**	**3**	**1**	**3**	**1**	**0**	**10**	**1.0**

Player Averages

Games Played	Minutes/ game	Points/ game	FG Pct	3FG Pct	FT Pct	Rebounds/ game	Assists/ game	Turnovers/ game	Assist/Turnover ratio	Steals/ game	Blocks/ game
10	6.3	1.0	25.0	16.7	0.0	0.4	0.1	0.3	0.3	0.0	0.1

Career Statistics/Career Highs

				Field Goals		3-Point		F-Throws		Rebounds									Scoring	
SEASON	TEAM	GP-GS	MIN/AVG	FG-FGA	FG%	3FG-3FGA	3FG%	FT-FTA	FT%	OFF	DEF	TOT	AVG	PF-FO	A	TO	BLK	STL	PTS	AVG
2021-22	Vandy	10-1	63/6.3	4-16	.250	2-12	.167	0-1	.000	2	2	4	0.4	3-0	1	3	1	0	10	1.0
TOTAL		**10-1**	**63/6.3**	**4-16**	**.250**	**2-12**	**.167**	**0-1**	**.000**	**2**	**2**	**4**	**0.4**	**3-0**	**1**	**3**	**1**	**0**	**10**	**1.0**

Single Game Highs

Statistic	Value	
Points	3	vs Mississippi Val. 11/29/21, vs Austin Peay 12/18/21
Rebounds	1	4 times
Assists	1	vs Winthrop 11/20/21
Blocks	1	vs Austin Peay 12/18/21
FG Made	1	4 times
FG Attempts	4	vs Temple 12/07/21
3FG Made	1	vs Mississippi Val. 11/29/21, vs Austin Peay 12/18/21
3FG Attempts	3	vs Winthrop 11/20/21, vs Austin Peay 12/18/21
FT Attempts	1	vs Temple 12/07/21

#12 TREY THOMAS

2021-22 Game-by-Game Statistics

				Total		3-Pointers		Free throws		Rebounds										
Opponent	Date	GS	MIN	FG-FGA	PCT	3FG-3FGA	PCT	FT-FTA	PCT	OFF	DEF	TOT	AVG	PF	A	TO	BLK	STL	PTS	AVG
Alabama St.	11/10/2021		15:42	0-7	.000	0-6	.000	3-4	.750	1	0	1	1.0	0	2	1	0	1	3	3.0
Texas St.	11/14/2021		14:11	1-2	.500	1-2	.500	2-2	1.000	1	1	2	1.5	0	1	2	0	0	5	4.0
VCU	11/17/2021		09:52	0-4	.000	0-4	.000	0-0	.000	0	0	0	1.0	1	0	0	0	0	0	2.7
Winthrop	11/20/2021		16:46	0-5	.000	0-3	.000	0-0	.000	0	2	2	1.3	0	3	1	1	0	0	2.0
at Pittsburgh	11/24/2021		16:12	4-8	.500	4-6	.667	2-2	1.000	1	2	3	1.6	0	1	0	0	0	14	4.4
Mississippi Val.	11/29/2021		21:14	2-4	.500	0-2	.000	3-4	.750	0	3	3	1.8	1	1	1	0	1	7	4.8
at SMU	12/04/2021		10:38	0-2	.000	0-2	.000	0-0	.000	0	0	0	1.6	1	2	2	0	0	0	4.1
Temple	12/07/2021		33:25	4-10	.400	1-7	.143	0-0	.000	0	0	0	1.4	4	0	1	0	2	9	4.8
Loyola Chicago	12/10/2021		14:33	2-7	.286	0-5	.000	1-1	1.000	0	1	1	1.3	1	1	0	0	0	5	4.8
Austin Peay	12/18/2021		19:34	4-8	.500	3-6	.500	0-0	.000	0	1	1	1.3	3	2	0	0	1	11	5.4
Totals		**0**	**172:07**	**17-57**	**.298**	**9-43**	**.209**	**11-13**	**.846**	**3**	**10**	**13**	**1.3**	**11**	**13**	**8**	**1**	**5**	**54**	**5.4**

Player Averages

Games Played	Minutes/ game	Points/ game	FG Pct	3FG Pct	FT Pct	Rebounds/ game	Assists/ game	Turnovers/ game	Assist/Turnover ratio	Steals/ game	Blocks/ game
10	17.2	5.4	29.8	20.9	84.6	1.3	1.3	0.8	1.6	0.5	0.1

Career Statistics/Career Highs

				Field Goals		3-Point		F-Throws		Rebounds									Scoring	
SEASON	TEAM	GP-GS	MIN/AVG	FG-FGA	FG%	3FG-3FGA	3FG%	FT-FTA	FT%	OFF	DEF	TOT	AVG	PF-FO	A	TO	BLK	STL	PTS	AVG
2020-21	Vandy	25-3	456/18.2	49-135	.363	39-98	.398	13-18	.722	8	30	38	1.5	51-1	22	24	0	15	150	6.0
2021-22	Vandy	10-0	172/17.2	17-57	.298	9-43	.209	11-13	.846	3	10	13	1.3	11-0	13	8	1	5	54	5.4
TOTAL		**35-3**	**628/17.9**	**66-192**	**.344**	**48-141**	**.340**	**24-31**	**.774**	**11**	**40**	**51**	**1.5**	**62-1**	**35**	**32**	**1**	**20**	**204**	**5.8**

Single Game Highs

Statistic	Value	
Points	17	vs Mississippi St. 01/09/21
Rebounds	5	vs Richmond 12/16/20, at Cincinnati 03/04/21
Assists	3	at Kentucky 01/05/21, vs Mississippi St. 01/09/21, vs Winthrop 11/20/21
Steals	3	at LSU 03/02/21
Blocks	1	vs Winthrop 11/20/21
FG Made	6	vs Mississippi St. 01/09/21
FG Attempts	11	vs Mississippi St. 01/09/21
3FG Made	5	vs Mississippi St. 01/09/21
3FG Attempts	9	vs Mississippi St. 01/09/21
FT Made	3	vs Alabama St. 11/10/21, vs Mississippi Val. 11/29/21
FT Attempts	4	at LSU 03/02/21, vs Alabama St. 11/10/21, vs Mississippi Val. 11/29/21

#15 TERREN FRANK

Career Statistics/Career Highs

				Field Goals		3-Point		F-Throws		Rebounds									Scoring	
SEASON	TEAM	GP-GS	MIN/AVG	FG-FGA	FG%	3FG-3FGA	3FG%	FT-FTA	FT%	OFF	DEF	TOT	AVG	PF-FO	A	TO	BLK	STL	PTS	AVG
2020-21	TCU	14-0	120/8.6	11-27	.407	5-13	.385	0-1	.000	3	9	12	0.9	9-0	5	4	2	1	27	1.9
2021-22	Vandy	10-0	158/15.8	11-36	.306	3-15	.200	8-13	.615	8	17	25	2.5	16-0	2	5	2	5	33	3.3
TOTAL FOR Vandy		**10-0**	**158/15.8**	**11-36**	**.306**	**3-15**	**.200**	**8-13**	**.615**	**8**	**17**	**25**	**2.5**	**16-0**	**2**	**5**	**2**	**5**	**33**	**3.3**
TOTAL		**24-0**	**278/11.6**	**22-63**	**.349**	**8-28**	**.286**	**8-14**	**.571**	**11**	**26**	**37**	**1.5**	**25-0**	**7**	**9**	**4**	**6**	**60**	**2.5**

Single Game Highs

Statistic	Value	
Points	8	vs Iowa St. 02/09/21, at Texas 02/13/21
Rebounds	6	vs Temple 12/07/21
Assists	1	7 times
Steals	3	vs Temple 12/07/21
Blocks	2	vs Mississippi Val. 11/29/21
FG Made	3	vs Iowa St. 02/09/21, at Texas 02/13/21
FG Attempts	7	vs Iowa St. 02/09/21, vs West Virginia 02/23/21
3FG Made	2	vs Iowa St. 02/09/21, at Texas 02/13/21
3FG Attempts	5	vs VCU 11/17/21
FT Made	3	vs Temple 12/07/21
FT Attempts	4	vs Temple 12/07/21

2021-22 Game-by-Game Statistics

				Total		3-Pointers		Free throws		Rebounds										
Opponent	Date	GS	MIN	FG-FGA	PCT	3FG-3FGA	PCT	FT-FTA	PCT	OFF	DEF	TOT	AVG	PF	A	TO	BLK	STL	PTS	AVG
Alabama St.	11/10/2021		20:52	2-6	.333	0-1	.000	1-2	.500	3	2	5	5.0	1	0	0	0	0	5	5.0
Texas St.	11/14/2021		12:26	1-1	1.000	1-1	1.000	0-0	.000	0	5	5	5.0	2	0	0	0	0	3	4.0
VCU	11/17/2021		15:42	1-5	.200	1-5	.200	0-0	.000	1	0	1	3.7	0	1	0	0	1	3	3.7
Winthrop	11/20/2021		06:09	0-2	.000	0-0	.000	0-0	.000	0	1	1	3.0	0	0	1	0	0	0	2.8
at Pittsburgh	11/24/2021		17:43	2-3	.667	1-1	1.000	0-0	.000	0	0	0	2.4	3	0	1	0	0	5	3.2
Mississippi Val.	11/29/2021		20:05	2-6	.333	0-2	.000	0-3	.000	1	4	5	2.8	2	0	1	2	0	4	3.3
at SMU	12/04/2021		14:31	1-4	.250	0-2	.000	2-2	1.000	0	0	0	2.4	1	0	1	0	1	4	3.4
Temple	12/07/2021		31:55	1-6	.167	0-2	.000	3-4	.750	2	4	6	2.9	3	0	0	0	3	5	3.6
Loyola Chicago	12/10/2021		02:58	0-0	.000	0-0	.000	0-0	.000	0	0	0	2.6	1	0	0	0	0	0	3.2
Austin Peay	12/18/2021		15:29	1-3	.333	0-1	.000	2-2	1.000	1	1	2	2.5	3	1	1	0	0	4	3.3
Totals		**0**	**157:50**	**11-36**	**.306**	**3-15**	**.200**	**8-13**	**.615**	**8**	**17**	**25**	**2.5**	**16**	**2**	**5**	**2**	**5**	**33**	**3.3**

Player Averages

Games Played	Minutes/ game	Points/ game	FG Pct	3FG Pct	FT Pct	Rebounds/ game	Assists/ game	Turnovers/ game	Assist/Turnover ratio	Steals/ game	Blocks/ game
10	15.8	3.3	30.6	20.0	61.5	2.5	0.2	0.5	0.4	0.5	0.2

#21 LIAM ROBBINS

Career Statistics/Career Highs

ROBBINS, Liam

				Field Goals		3-Point		F-Throws		Rebounds									Scoring	
SEASON	TEAM	GP-GS	MIN/AVG	FG-FGA	FG%	3FG-3FGA	3FG%	FT-FTA	FT%	OFF	DEF	TOT	AVG	PF-FO	A	TO	BLK	STL	PTS	AVG
2018-19	DRA	31-2	350/11.3	50-113	.442	3-13	.231	25-42	.595	39	44	83	2.7	79-2	16	22	35	10	128	4.1
2019-20	DRA	34-34	920/27.1	189-379	.499	10-41	.244	93-134	.694	67	174	241	7.1	101-5	28	57	99	20	481	14.1
2020-21	MINN	23-23	565/24.6	89-202	.441	17-52	.327	75-108	.694	55	97	152	6.6	83-5	25	38	62	15	270	11.7
TOTAL FOR Vandy		**0-0**	**0/0.0**	**0-0**	**.000**	**0-0**	**.000**	**0-0**	**.000**	**0**	**0**	**0**	**0.0**	**0-0**	**0**	**0**	**0**	**0**	**0**	**0.0**
TOTAL		**88-59**	**1835/20.9**	**328-694**	**.473**	**30-106**	**.283**	**193-284**	**.680**	**161**	**315**	**476**	**5.4**	**263-12**	**69**	**117**	**196**	**45**	**879**	**10.0**

Single Game Highs

Statistic	Value	
Points	29	vs Bradley 02/05/20
Rebounds	14	vs Ohio St. 01/03/21
Assists	4	vs McKendree 12/29/18, vs Ohio St. 01/03/21, vs Illinois 02/20/21
Steals	3	at Rutgers 02/04/21
Blocks	7	vs Loyola Chicago 01/07/20
FG Made	10	at Bradley 12/31/19
FG Attempts	18	vs Bradley 03/07/20
3FG Made	3	at Dayton 12/14/19, vs Michigan 01/16/21
3FG Attempts	7	at Purdue 01/30/21
FT Made	13	vs Valparaiso 02/19/20
FT Attempts	18	vs Valparaiso 02/19/20

2021-22 Game-by-Game Statistics

#20 MAX ADELMAN

2021-22 Game-by-Game Statistics

				Total		3-Pointers		Free throws		Rebounds										
Opponent	Date	GS	MIN	FG-FGA	PCT	3FG-3FGA	PCT	FT-FTA	PCT	OFF	DEF	TOT	AVG	PF	A	TO	BLK	STL	PTS	AVG
Alabama St.	11/10/2021		02:46	0-1	.000	0-0	.000	0-0	.000	0	0	0	0.0	0	0	0	0	0	0	0.0
Mississippi Val.	11/29/2021		01:09	0-0	.000	0-0	.000	0-0	.000	0	0	0	0.0	0	1	0	0	0	0	0.0
Austin Peay	12/18/2021		01:34	0-0	.000	0-0	.000	0-0	.000	0	1	1	0.3	0	0	0	0	0	0	0.0
Totals		**0**	**05:29**	**0-1**	**.000**	**0-0**	**.000**	**0-0**	**.000**	**0**	**1**	**1**	**0.3**	**0**	**1**	**0**	**0**	**0**	**0**	**0.0**

Player Averages

Games Played	Minutes/ game	Points/ game	FG Pct	3FG Pct	FT Pct	Rebounds/ game	Assists/ game	Turnovers/ game	Assist/Turnover ratio	Steals/ game	Blocks/ game
3	1.8	0.0	0.0	0.0	0.0	0.3	0.3	0.0	1.0	0.0	0.0

Career Statistics/Career Highs

				Field Goals		3-Point		F-Throws		Rebounds									Scoring	
SEASON	TEAM	GP-GS	MIN/AVG	FG-FGA	FG%	3FG-3FGA	3FG%	FT-FTA	FT%	OFF	DEF	TOT	AVG	PF-FO	A	TO	BLK	STL	PTS	AVG
2020-21	Vandy	4-0	4/0.9	0-0	.000	0-0	.000	0-0	.000	0	0	0	0.0	0-0	0	0	0	1	0	0.0
2021-22	Vandy	3-0	5/1.8	0-1	.000	0-0	.000	0-0	.000	0	1	1	0.3	0-0	1	0	0	0	0	0.0
TOTAL		**7-0**	**9/1.3**	**0-1**	**.000**	**0-0**	**.000**	**0-0**	**.000**	**0**	**1**	**1**	**0.1**	**0-0**	**1**	**0**	**0**	**1**	**0**	**0.0**

#22 GRAHAM CALTON

2021-22 Game-by-Game Statistics

				Total		3-Pointers		Free throws		Rebounds										
Opponent	Date	GS	MIN	FG-FGA	PCT	3FG-3FGA	PCT	FT-FTA	PCT	OFF	DEF	TOT	AVG	PF	A	TO	BLK	STL	PTS	AVG
Alabama St.	11/10/2021		04:21	0-1	.000	0-1	.000	0-0	.000	0	0	0	0.0	1	0	0	0	0	0	0.0
Mississippi Val.	11/29/2021		03:46	0-1	.000	0-1	.000	0-0	.000	0	1	1	0.5	0	0	0	0	1	0	0.0
Austin Peay	12/18/2021		01:34	0-0	.000	0-0	.000	0-0	.000	0	0	0	0.3	0	0	0	0	0	0	0.0
Totals		**0**	**09:41**	**0-2**	**.000**	**0-2**	**.000**	**0-0**	**.000**	**0**	**1**	**1**	**0.3**	**1**	**0**	**0**	**0**	**1**	**0**	**0.0**

Player Averages

Games Played	Minutes/ game	Points/ game	FG Pct	3FG Pct	FT Pct	Rebounds/ game	Assists/ game	Turnovers/ game	Assist/Turnover ratio	Steals/ game	Blocks/ game
3	3.2	0.0	0.0	0.0	0.0	0.3	0.0	0.0	0.0	0.3	0.0

				Field Goals		3-Point		F-Throws		Rebounds									Scoring	
SEASON	TEAM	GP-GS	MIN/AVG	FG-FGA	FG%	3FG-3FGA	3FG%	FT-FTA	FT%	OFF	DEF	TOT	AVG	PF-FO	A	TO	BLK	STL	PTS	AVG
2021-22	Vandy	3-0	10/3.2	0-2	.000	0-2	.000	0-0	.000	0	1	1	0.3	1-0	0	0	0	1	0	0.0
TOTAL		**3-0**	**10/3.2**	**0-2**	**.000**	**0-2**	**.000**	**0-0**	**.000**	**0**	**1**	**1**	**0.3**	**1-0**	**0**	**0**	**0**	**1**	**0**	**0.0**

Single Game Highs

Statistic	Value	
Rebounds	1	vs Mississippi Val. 11/29/21
Steals	1	vs Mississippi Val. 11/29/21
FG Attempts	1	vs Alabama St. 11/10/21, vs Mississippi Val. 11/29/21
3FG Attempts	1	vs Alabama St. 11/10/21, vs Mississippi Val. 11/29/21

#23 JAMAINE MANN

2021-22 Game-by-Game Statistics

				Total		3-Pointers		Free throws		Rebounds										
Opponent	Date	GS	MIN	FG-FGA	PCT	3FG-3FGA	PCT	FT-FTA	PCT	OFF	DEF	TOT	AVG	PF	A	TO	BLK	STL	PTS	AVG
Alabama St.	11/10/2021		17:35	4-5	.800	0-0	.000	7-9	.778	6	4	10	10.0	3	1	0	1	2	15	15.0
Texas St.	11/14/2021		09:47	0-2	.000	0-0	.000	2-2	1.000	1	4	5	7.5	4	0	1	0	0	2	8.5
VCU	11/17/2021		13:48	1-5	.200	0-1	.000	1-3	.333	3	1	4	6.3	2	0	0	0	1	3	6.7
Winthrop	11/20/2021		17:06	1-2	.500	0-1	.000	2-3	.667	2	3	5	6.0	2	0	0	0	0	4	6.0
at Pittsburgh	11/24/2021		19:22	2-2	1.000	0-0	.000	0-0	.000	2	2	4	5.6	2	0	1	0	1	4	5.6
Mississippi Val.	11/29/2021		15:47	2-3	.667	0-0	.000	0-0	.000	1	5	6	5.7	1	0	0	1	0	4	5.3
at SMU	12/04/2021		12:29	1-3	.333	0-1	.000	0-0	.000	0	2	2	5.1	1	0	0	1	0	2	4.9
Temple	12/07/2021		29:23	6-9	.667	0-1	.000	3-6	.500	3	3	6	5.3	2	0	1	1	1	15	6.1
Loyola Chicago	12/10/2021		22:20	2-2	1.000	0-0	.000	3-5	.600	1	3	4	5.1	1	0	0	0	0	7	6.2
Austin Peay	12/18/2021	*	22:38	3-4	.750	0-1	.000	1-2	.500	0	2	2	4.8	0	0	0	1	1	7	6.3
Totals		**1**	**180:15**	**22-37**	**.595**	**0-5**	**.000**	**19-30**	**.633**	**19**	**29**	**48**	**4.8**	**18**	**1**	**3**	**5**	**6**	**63**	**6.3**

Player Averages

Games Played	Minutes/ game	Points/ game	FG Pct	3FG Pct	FT Pct	Rebounds/ game	Assists/ game	Turnovers/ game	Assist/Turnover ratio	Steals/ game	Blocks/ game
10	18.0	6.3	59.5	0.0	63.3	4.8	0.1	0.3	0.3	0.6	0.5

Career Statistics/Career Highs

				Field Goals		3-Point		F-Throws		Rebounds									Scoring	
SEASON	TEAM	GP-GS	MIN/AVG	FG-FGA	FG%	3FG-3FGA	3FG%	FT-FTA	FT%	OFF	DEF	TOT	AVG	PF-FO	A	TO	BLK	STL	PTS	AVG
2020-21	GW	26-10	541/20.8	63-122	.516	4-13	.308	46-83	.554	53	84	137	5.3	67-3	19	28	12	9	176	6.8
2021-22	Vandy	10-1	180/18.0	22-37	.595	0-5	.000	19-30	.633	19	29	48	4.8	18-0	1	3	5	6	63	6.3
TOTAL FOR Vandy		**10-1**	**180/18.0**	**22-37**	**.595**	**0-5**	**.000**	**19-30**	**.633**	**19**	**29**	**48**	**4.8**	**18-0**	**1**	**3**	**5**	**6**	**63**	**6.3**
TOTAL		**36-11**	**721/20.0**	**85-159**	**.535**	**4-18**	**.222**	**65-113**	**.575**	**72**	**113**	**185**	**5.1**	**85-3**	**20**	**31**	**17**	**15**	**239**	**6.6**

Single Game Highs

Statistic	Value	
Points	18	vs UNC Asheville 01/20/21
Rebounds	12	vs Presbyterian 02/04/21
Assists	3	at Radford 02/18/21, vs Campbell 01/05/21
Steals	2	at USC Upstate 02/22/21, vs Alabama St. 11/10/21
Blocks	4	at Radford 02/17/21
FG Made	8	vs UNC Asheville 01/20/21
FG Attempts	11	vs UNC Asheville 01/20/21
3FG Made	1	4 times
3FG Attempts	2	at Radford 02/18/21, at Winthrop 01/10/21
FT Made	8	vs Presbyterian 02/04/21
FT Attempts	10	vs Presbyterian 02/04/21

#33 DREW WEIKERT

Career Statistics/Career Highs

				Field Goals		3-Point		F-Throws		Rebounds									Scoring	
SEASON	TEAM	GP-GS	MIN/AVG	FG-FGA	FG%	3FG-3FGA	3FG%	FT-FTA	FT%	OFF	DEF	TOT	AVG	PF-FO	A	TO	BLK	STL	PTS	AVG
2019-20	Vandy	4-0	10/2.5	2-3	.667	0-1	.000	0-0	.000	0	0	0	0.0	4-0	0	0	0	2	4	1.0
2020-21	Vandy	2-0	12/6.2	1-3	.333	0-2	.000	0-0	.000	1	2	3	1.5	1-0	2	1	0	0	2	1.0
2021-22	Vandy	4-0	21/5.3	2-4	.500	2-4	.500	2-2	1.000	0	0	0	0.0	0-0	2	0	0	1	8	2.0
TOTAL		**10-0**	**43/4.3**	**5-10**	**.500**	**2-7**	**.286**	**2-2**	**1.000**	**1**	**2**	**3**	**0.3**	**5-0**	**4**	**1**	**0**	**3**	**14**	**1.4**

Single Game Highs

Statistic	Value	
Points	5	vs Alabama St. 11/10/21
Rebounds	2	vs Mississippi Val. 12/13/20
Assists	1	4 times
Steals	1	vs Missouri 02/26/20, vs Georgia 02/22/20, vs Winthrop 11/20/21
FG Made	1	5 times
FG Attempts	3	vs Mississippi Val. 12/13/20
3FG Made	1	vs Alabama St. 11/10/21, vs Mississippi Val. 11/29/21
3FG Attempts	2	vs Mississippi Val. 12/13/20, vs Mississippi Val. 11/29/21
FT Made	2	vs Alabama St. 11/10/21
FT Attempts	2	vs Alabama St. 11/10/21

2021-22 Game-by-Game Statistics

				Total		3-Pointers		Free throws		Rebounds										
Opponent	Date	GS	MIN	FG-FGA	PCT	3FG-3FGA	PCT	FT-FTA	PCT	OFF	DEF	TOT	AVG	PF	A	TO	BLK	STL	PTS	AVG
Alabama St.	11/10/2021		06:53	1-1	1.000	1-1	1.000	2-2	1.000	0	0	0	0.0	0	0	0	0	0	5	5.0
Winthrop	11/20/2021		02:56	0-1	.000	0-1	.000	0-0	.000	0	0	0	0.0	0	0	0	0	1	0	2.5
Mississippi Val.	11/29/2021		07:18	1-2	.500	1-2	.500	0-0	.000	0	0	0	0.0	0	1	0	0	0	3	2.7
Austin Peay	12/18/2021		03:59	0-0	.000	0-0	.000	0-0	.000	0	0	0	0.0	0	1	0	0	0	0	2.0
Totals		**0**	**21:06**	**2-4**	**.500**	**2-4**	**.500**	**2-2**	**1.000**	**0**	**0**	**0**	**0.0**	**0**	**2**	**0**	**0**	**1**	**8**	**2.0**

Player Averages

Games Played	Minutes/ game	Points/ game	FG Pct	3FG Pct	FT Pct	Rebounds/ game	Assists/ game	Turnovers/ game	Assist/Turnover ratio	Steals/ game	Blocks/ game
4	5.3	2.0	50.0	50.0	100.0	0.0	0.5	0.0	2.0	0.3	0.0

#42 QUENTIN MILLORA-BROWN

Career Statistics/Career Highs

				Field Goals		3-Point		F-Throws		Rebounds									Scoring	
SEASON	TEAM	GP-GS	MIN/AVG	FG-FGA	FG%	3FG-3FGA	3FG%	FT-FTA	FT%	OFF	DEF	TOT	AVG	PF-FO	A	TO	BLK	STL	PTS	AVG
2018-19	Rice	32-28	746/23.3	101-169	.598	0-0	.000	27-60	.450	69	119	188	5.9	75-1	39	35	37	9	229	7.2
2020-21	Vandy	19-8	255/13.4	26-37	.703	0-0	.000	6-17	.353	29	31	60	3.2	30-0	12	12	5	3	58	3.1
2021-22	Vandy	10-10	214/21.4	21-33	.636	0-0	.000	9-16	.563	25	27	52	5.2	19-0	17	9	9	4	51	5.1
TOTAL FOR Vandy		**29-18**	**470/16.2**	**47-70**	**.671**	**0-0**	**.000**	**15-33**	**.455**	**54**	**58**	**112**	**3.9**	**49-0**	**29**	**21**	**14**	**7**	**109**	**3.8**
TOTAL		**61-46**	**1216/19.9**	**148-239**	**.619**	**0-0**	**.000**	**42-93**	**.452**	**123**	**177**	**300**	**4.9**	**124-1**	**68**	**56**	**51**	**16**	**338**	**5.5**

Single Game Highs

Statistic	Value	
Points	21	vs Northwestern St. 11/17/18
Rebounds	16	at FIU 02/14/19
Assists	5	vs Alabama St. 11/10/21
Steals	2	vs Omaha 12/21/18
Blocks	3	5 times
FG Made	10	vs Northwestern St. 11/17/18
FG Attempts	13	vs Western Ky. 02/07/19
FT Made	6	at UTRGV 12/18/18
FT Attempts	8	at UTRGV 12/18/18, vs Middle Tenn. 03/03/19

2021-22 Game-by-Game Statistics

				Total		3-Pointers		Free throws		Rebounds										
Opponent	Date	GS	MIN	FG-FGA	PCT	3FG-3FGA	PCT	FT-FTA	PCT	OFF	DEF	TOT	AVG	PF	A	TO	BLK	STL	PTS	AVG
Alabama St.	11/10/2021	*	19:39	1-1	1.000	0-0	.000	0-0	.000	2	1	3	3.0	1	5	1	1	0	2	2.0
Texas St.	11/14/2021	*	21:16	1-4	.250	0-0	.000	1-2	.500	3	3	6	4.5	2	3	0	0	0	3	2.5
VCU	11/17/2021	*	21:35	0-2	.000	0-0	.000	1-2	.500	2	2	4	4.3	1	0	2	2	1	1	2.0
Winthrop	11/20/2021	*	19:58	4-4	1.000	0-0	.000	0-2	.000	3	3	6	4.8	2	0	2	1	0	8	3.5
at Pittsburgh	11/24/2021	*	24:18	3-4	.750	0-0	.000	2-2	1.000	1	2	3	4.4	2	2	1	2	0	8	4.4
Mississippi Val.	11/29/2021	*	20:19	1-2	.500	0-0	.000	2-2	1.000	1	0	1	3.8	2	1	1	0	1	4	4.3
at SMU	12/04/2021	*	24:55	4-6	.667	0-0	.000	0-2	.000	4	4	8	4.4	3	4	0	2	0	8	4.9
Temple	12/07/2021	*	13:05	0-2	.000	0-0	.000	2-2	1.000	1	1	2	4.1	3	0	0	0	0	2	4.5
Loyola Chicago	12/10/2021	*	28:34	1-1	1.000	0-0	.000	0-0	.000	2	3	5	4.2	0	1	1	0	1	2	4.2
Austin Peay	12/18/2021	*	20:32	6-7	.857	0-0	.000	1-2	.500	6	8	14	5.2	3	1	1	1	1	13	5.1
Totals		**10**	**214:11**	**21-33**	**.636**	**0-0**	**.000**	**9-16**	**.563**	**25**	**27**	**52**	**5.2**	**19**	**17**	**9**	**9**	**4**	**51**	**5.1**

Player Averages

Games Played	Minutes/ game	Points/ game	FG Pct	3FG Pct	FT Pct	Rebounds/ game	Assists/ game	Turnovers/ game	Assist/Turnover ratio	Steals/ game	Blocks/ game
10	21.4	5.1	63.6	0.0	56.3	5.2	1.7	0.9	1.9	0.4	0.9

TV/RADIO ROSTER

0 • TYRIN LAWRENCE
Sophomore • G • 6-4 • 195
Monticello, Ga. (Morgan County)

2 • SCOTTY PIPPEN JR.
Junior • G • 6-3 • 185
Los Angeles, Calif. (Sierra Canyon)

3 • RODNEY CHATMAN
Graduate • G • 6-1 • 215
Lithonia, Ga. (U of Dayton)

4 • JORDAN WRIGHT
Junior • G/F • 6-6 • 215
Baton Rouge, La. (Dunham)

5 • SHANE DEZONIE
Freshman • G • 6-5 • 215
Tobyhanna, Pa. (Brewster Academy)
de-ZOE-nee

10 • MYLES STUTE
Sophomore • F • 6-7 • 210
Washington, D.C. (Gonzaga College HS)
STEW-dee

11 • GABE DORSEY
Freshman • G • 6-6 • 215
Westminster, Md. (The Hill School)



12 • TREY THOMAS
Sophomore • G • 5-11 • 160
Durham, Ontario (Crestwood Prep)

15 • TERREN FRANK
Sophmore • F • 6-8 • 240
Los Angeles, Calif. (TCU)

20 • MAX ADELMAN
Sophomore • G • 6-5 • 205
Memphis, Tenn. (The Hun School)
AY-dul-min

21 • LIAM ROBBINS
Graduate • C • 7-0 • 250
Davenport, Iowa (U of Minnesota)

22 • GRAHAM CALTON
Freshman • G • 6-5 • 200
Charlotte, N.C. (Charlotte Latin School)



23 • JAMAINE MANN
Sophomore • G/F • 6-6 • 230
Hampton, Ga. (Gardner-Webb U)
juh-MAIN

33 • DREW WEIKERT
Senior • G • 6-0 • 170
Nashville, Tenn. (Montgomery Bell Acad.)
WHY-kert

42 • QUENTIN MILLORA-BROWN
Senior • F • 6-10 • 235
Lorton, Va. (Rice U)
mil-LORE-uh

JERRY STACKHOUSE
Head Coach
3rd season (North Carolina '99)

ED CONROY
Associate Head Coach
1st season (The Citadel '89)

MICHAEL CURRY
Associate Head Coach
1st season (Georgia Southern '90)

ADAM MAZAREI
Assistant Coach
3rd season (Redlands '06)
muh-ZAHR-ee (rhymes with Ferrari)