

Ole Miss

2021 FOOTBALL GAME NOTES

OLE MISS (8-2, 4-2 SEC)

RankingsCFP: #15 | AP: #10 | Coaches: #10
Last GameW, 29-19 (vs. #11 Texas A&M)
StreakW2
Head CoachLane Kiffin
 Career Collegiate Record74-41
 Years as College Head Coach10th Season
 Record at Ole Miss13-7
 Years at Ole Miss2nd Season
 Record vs. Vanderbilt2-0

GAME

11



VS.



DATE: Nov. 20, 2021

TIME: 6:30 p.m. CT

LOCATION: Vaught-Hemingway Stadium • Oxford, Miss.

TV: SECN - Tom Hart (pxp), Jordan Rodgers (analyst), Cole Cubelic (sideline)

HOME RADIO: David Kellum (pxp), Harry Harrison (analyst), Richard Cross (sideline)

VANDERBILT (2-8, 0-6 SEC)

RankingsCFP: NR | AP: NR | Coaches: NR
Last GameL, 17-34 (vs. Kentucky)
StreakL5
Head CoachClark Lea
 Career Collegiate Record2-8
 Years as College Head Coach1st Season
 Record at Vanderbilt2-8
 Years at Vanderbilt1st Season
 Record vs. Ole Miss0-0

WHAT TO WATCH FOR

- Saturday will mark the 96th meeting between Ole Miss and Vanderbilt dating back to 1894.
- It is the third-most played series all-time between Ole Miss and its 2021 opponents (Mississippi State, LSU).
- The Rebels lead the series 51-40-2 overall ... The original record vs. the Commodores is 53-40-2, with wins in 2013 and 2014 by Ole Miss vacated due to NCAA ruling.
- Saturday's game will serve as Senior Day and student-athletes will be honored before the game.
- Ole Miss is one of six teams in the nation with two wins vs. the current AP Top 25.
- Ole Miss has forced a turnover in 19 of the 20 games during the **Lane Kiffin** era.
- The Rebels rank top 15 in the country in six separate categories: scoring offense (36.9), total offense (522.2), rushing offense (239.8), first downs (273), passes had intercepted (2) and turnovers lost (7).
- **Lane Kiffin** is 13-7 through his first 20 games on the Rebel sidelines ... He's only the seventh coach in program history (39 total coaches) to reach the 13-win plateau within their first 20 games at Ole Miss.
- The Rebels lead FBS in fourth down attempts (38) and are second in conversions (25).
- **Matt Corral** is one of only two FBS QBs with more than 15 passing touchdowns and at least 10 rushing TDs.
- WR **Bralyon Sanders** leads the SEC and ranks second nationally in yards per reception (23.8).
- DL **Sam Williams** has a school record 10.5 sacks on the season ... He's ranked fifth in the FBS in sacks.
- LB **Chance Campbell** is fifth in the SEC with 8.1 tackles per game.
- K **Caden Costa**'s 13 field goals on the season are the most by a true freshman since 2006 (Joshua Shene, 14).

SERIES HISTORY

Series RecordOle Miss leads 51-40-2*
Original RecordOle Miss leads 53-40-2
In OxfordOle Miss leads 25-6
In NashvilleVanderbilt leads 29-22-2*
(original record) Vanderbilt leads 29-24-2
At Neutral/Other SiteVanderbilt leads 5-4
Last Meeting2020, in Nashville
First Meeting1911, in Nashville
Largest WinOM: 47-0, 1961 | VU: 91-0, 1915

* - Wins vacated due to NCAA ruling

THE REBEL RECORD

First Year of Football: 1893
Number of Seasons Playing Football: 127
All-Time Overall Record: 655-539-35
All-Time Bowl Record: 24-13
All-Time Overtime Record: 7-9

1992

A win over Vanderbilt would give Ole Miss its first undefeated season at home (on the field) since 1992. The Rebels have never won seven on-campus games within the same season.

4

The Ole Miss defense has tallied four shutout halves this year. Prior to this season, Ole Miss defenses had played three shutout halves in the previous five seasons (58 games).

500+

Ole Miss is the only team in the nation with four players with 500 or more rushing yards this season. No other team has more than two players over the 500-yard mark.

2021 SCHEDULE



Louisville
 Sept. 6
 W, 43-24
 ESPN



Austin Peay
 Sept. 11
 W, 54-17
 ESPN+



Tulane
 Sept. 18
 W, 61-21
 ESPN2



at Alabama*
 Oct. 2
 L, 21-42
 CBS



Arkansas*
 Oct. 9
 W, 52-51
 ESPN



at Tennessee*
 Oct. 16
 W, 31-26
 SECN



LSU*
 Oct. 23
 W, 31-17
 CBS



at Auburn*
 Oct. 30
 L, 20-31
 ESPN



Liberty
 Nov. 6
 W, 27-14
 SECN



Texas A&M*
 Nov. 13
 W, 29-19
 ESPN



Vanderbilt*
 Nov. 20
 6:30 p.m. CT
 SECN



at MSU*
 Nov. 25
 6:30 p.m.
 ESPN

OLE MISS ATHLETICS COMMUNICATIONS

Kyle CampbellAssociate A.D. for Brand Strategy
Email: kyle@olemiss.edu
Duties: Primary Contact, Interviews

Brad SheffieldAssociate Director
Email: brads@olemiss.edu
Duties: Credentials, Notes, Flipcard, Player Interviews

Alex SimsAssistant Director
Email: apsims@olemiss.edu
Duties: Digital Program

Tyler WootenAssociate Director
Email: tjwooten@olemiss.edu

Mitch PraxlAssistant Director
Email: mjpraxl@olemiss.edu

Connor AllenCommunications Assistant
Email: callen7@go.olemiss.edu

Zane GoedderzCommunications Assistant
Email: zdgodder@go.olemiss.edu

Alex KirschCommunications Assistant
Email: adkirsch1@go.olemiss.edu

Madeline MarshallCommunications Assistant
Email: mgmarsh1@go.olemiss.edu

Ashley MangrumSenior Staff Assistant
Email: ash1@olemiss.edu

SEC TELECONFERENCE

Coach Lane Kiffin will be available on the weekly SEC Teleconference every Wednesday from Sept. 1-Nov. 24, from 12-12:10 p.m. CT. The number is available through the SEC office at (205) 348-3000. Below is the order of participants. All times list are CT.

10:00 a.m.	Ed Orgeron, LSU
10:10 a.m.	Kirby Smart, Georgia
10:20 a.m.	Dan Mullen, Florida
10:30 a.m.	Clark Lea, Vanderbilt
10:40 a.m.	Sam Pittman, Arkansas
10:50 a.m.	Josh Heupel, Tennessee
11:00 a.m.	Nick Saban, Alabama
11:10 a.m.	Shane Beamer, South Carolina
11:20 a.m.	Eli Drinkwitz, Missouri
11:30 a.m.	Jimbo Fisher, Texas A&M
11:40 a.m.	Mark Stoops, Kentucky
11:50 a.m.	Mike Leach, Mississippi State
12:00 p.m.	Lane Kiffin, Ole Miss
12:10 p.m.	Bryan Harsin, Auburn

QUICK FACTS

School: Ole Miss (University of Mississippi)
Nickname: Rebels
Location: Oxford, Mississippi
Founded: Nov. 6, 1848
Enrollment: 21,676
Colors: Cardinal Red (PMS 186) and Navy Blue (PMS 2767)
Conference: Southeastern (SEC)
Stadium: Vaught-Hemingway Stadium/Hollingsworth Field
Capacity/Playing Surface: 64,038/Natural Grass

OLE MISS MEDIA SCHEDULE GAME WEEK

SUNDAY	MONDAY	TUESDAY	WEDNESDAY	THURSDAY	FRIDAY
• Off day	<ul style="list-style-type: none"> Practice closed Kiffin presser at 11:45 a.m. CT Players available following Kiffin 	<ul style="list-style-type: none"> Select practice availability Players available after practice approximately 11:45 a.m. CT 	<ul style="list-style-type: none"> Practice closed Kiffin SEC teleconference at noon CT 	<ul style="list-style-type: none"> Practice closed No interviews Reb Talk radio show 6 p.m. at Bourne 	<ul style="list-style-type: none"> Practice closed No interviews

PRESS CONFERENCES/INTERVIEWS: Ole Miss will hold its weekly fall press conference each Monday of the regular season beginning at 11:45 a.m. CT. Various Ole Miss coaches and staff will be first, followed by head football coach Lane Kiffin at noon. The press conference is streamed live on SEC Network+ (ESPN App). Players will follow Coach Kiffin at the Monday press conference. Select players will be also available at approximately noon on Tuesday, while Coach Kiffin will be available Wednesday on the SEC teleconference (noon). There is no media availability on Thursday or Friday. Times are subject to change and some press conferences will be offered via Zoom (listen only).

SEC WEEKLY TELECONFERENCE: Coach Kiffin will be available on the weekly Southeastern Conference weekly teleconference every Wednesday, beginning week one and concluding the final week of the regular season (noon). The number is available through the SEC office at 205-348-3000.

PRACTICES: Practice footage is available periodically on the Ole Miss FTP site. At open practices, video is permitted for stretch only, and use of footage from practices must be limited to three minutes per day. Photographers must use tight shots and no formations.

WORKING CREDENTIALS: To request game credentials, go to Ole Miss' online credentialing site: www.sportssystem.com/OleMiss. Credential requests must be made as early as possible by the sports director of each media outlet and are limited to those media who will be attending the game in a working capacity. Media must approve the SEC Media Policy before requesting credentials. Media credentials are allotted on the following basis: 1) websites whose primary purpose is to gather and disseminate news and who have an affiliation with a nationally recognized media entity/network; 2) daily newspapers; 3) network affiliate television stations; 4) magazines, non-broadcast radio stations and weekly newspapers.

PARKING: Gameday media parking will be located in the garage adjacent to the SJB Pavilion. Each pass is for a specific numbered parking spot. Cars parked in the wrong spot will be towed. Parking passes may not be picked up at media will-call and must be requested during credential application process.

MEDIA GATE/WILL-CALL: Media will enter Gate 35 on the west side of the stadium beginning three and a half (3.5) hours prior to kickoff. The media will-call table will be located beside the elevators on the concourse level of The SJB Pavilion. Photographers may receive a vest at this location.

PHOTOGRAPHERS/SIDELINE ACCESS: All photographers must wear a photo vest in order to be admitted to the sidelines. This may be received beside the elevators on the concourse level of The SJB Pavilion. Gameday flip cards will be available there or in the photo workroom, which is located next to the visiting team locker room off the southeast corner of the field. Per NCAA rules, images or likeness of current studentathletes may not be sold, distributed or used for commercial purposes without appropriate consent.

SIDELINE ACCESS: Excluding select portions of the game, media sideline access is reserved for photographers/ videographers. Credentialed photographers/videographers who arrive at media will-call without proper equipment will not be granted a vest for sideline access. When on the sideline, media must remain outside the bench area and may not shoot behind the benches. During pre-game activities, media must remain in the designated area, as posted in the photo workroom, until the team leaves the field after warm-ups.

VIDEO CONTENT: Press conferences, media opportunities, practices and any form of competition may not be broadcast live, including Facebook Live and related media, without prior consent of the athletics department. Use of footage from practices is limited to three minutes per day. This includes content obtained via FTP. Press conferences, practice footage and other content are available for media on the Rebels' official YouTube page: www.youtube.com/OleMissSports/videos. Ole Miss also offers free FTP downloads of this content for television stations to use during regularly scheduled newscasts. All content should be credited to Ole Miss Sports Productions. To access the Ole Miss FTP site, please contact Seth Austin at saaustin@olemiss.edu or 662-816-3436.

RECRUITS: Per NCAA rules, media are not permitted to have contact with a prospect or family members of a prospect during their official visit, including prospects in attendance at practice or games. In addition, media are forbidden from videoing or photographing prospects during their visit. Media are also asked to make every effort to keep distance from prospects on campus, including at practice, during pre-game activities on the sidelines and in the stands.

RADIO RIGHTS: The radio rights to Ole Miss Football are provided by IMG College in partnership with TeleSouth Communications Inc. Visiting networks planning to originate from Vaught-Hemingway Stadium/ Hollingsworth Field are issued credentials by the Ole Miss Athletics Communications office. Broadcast lines should be ordered through AT&T (1-877-438-0041). Visiting networks may also wish to contact Cabell Philpott with IMG College (336-831-0719 or cabell.philpott@imgworld.com), concerning the SEC's network agreement.

RADIO/TELEVISION SHOW: The RebTalk radio show gives fans the opportunity to ask Coach Kiffin questions concerning Ole Miss Football. The talk show, hosted by David Kellum, will air every Thursday during the season at 6 p.m. "The Season: Ole Miss Football" is an award-winning, weekly 30-minute show produced by Ole Miss Sports Productions. It debuts Wednesdays at 6 p.m. CT on TheSeasonOleMiss.com and airs on ESPN.



HEI 2 MAN

277.4

PASSING YARDS PER GAME
(NO. 15 IN FBS)

329.7

TOTAL OFFENSE PER GAME
(NO. 10 IN FBS)

17.0

POINTS RESPONSIBLE FOR
PER GAME (NO. 14 IN FBS)

9.0

YARDS PER PASS ATTEMPT
(NO. 20 IN FBS)

158.9

PASSING EFFICIENCY
(NO. 19 IN FBS)

- One of two quarterbacks nationally to have thrown for at least 15 touchdowns and run for at least 10 TDs.
- Has registered at least one touchdown pass in 21 of his last 22 games.
- Ranks fourth in the SEC with 10 rushing touchdowns this season.



TEAM STATISTICS

OLE MISS	OPPONENT	CATEGORY	VANDERBILT	OPPONENT
369	262	Total Points	151	354
273	256	First Downs	168	214
132	115	By Rushing	63	90
121	111	By Passing	84	110
20	30	By Penalty	21	14
2,398	1,899	Rushing Yards	1,151	1,897
462	438	Rushing Attempts	331	350
5.2	4.3	Yards Per Rush	3.5	5.4
239.8	189.9	Rushing Yards Per Game	115.1	189.7
2,824	2,373	Passing Yards	1,825	2,684
215-324	202-321	Pass Completions-Attempts	187-332	219-337
282.4	237.3	Passing Yards Per Game	182.5	268.4
5,222	4,272	Total Offense	2,976	4,581
786	759	Total Offensive Plays	663	687
522.2	427.2	Total Offense Per Game	297.6	458.1
11-5	24-10	Fumbles-Lost	12-6	4-2
94-818	62-523	Penalties-Yards	55-439	82-725

INDIVIDUAL STATISTICS

OLE MISS

Rushing	Att.	Yds.	Avg.	TD
Jerrion Ealy	96	588	6.1	4
Henry Parrish Jr.	98	529	5.4	2
Matt Corral	126	523	4.2	10

Passing	Comp.	Att.	Yds.	TD/Int.
Matt Corral	206	309	2,774	17/2

Receiving	Rec.	Yds.	Avg.	TD
Dontario Drummond	46	727	15.4	7
Braylon Sanders	18	429	23.8	3
Jonathan Mingo	15	290	19.3	3

Punting	No.	Yds.	Avg.	Long
Mac Brown	32	1,415	44.2	56

Punt Returns	No.	Yds.	Avg.	Long
Braylon Sanders	2	31	15.5	30

Kickoff Returns	No.	Yds.	Avg.	Long
Jerrion Ealy	7	142	20.3	26

Scoring	TD	FG	PAT	Total
Caden Costa	0	13-16	42-44	81
Snoop Conner	11	0-0	0-0	66

Tackles	UT-AT	TT	TFL	Other
Chance Campbell	34-45	79	11.0	6 SACKS
Otis Reese	27-47	74	1.5	1 FF
Mark Robinson	33-41	74	6.5	2 SACKS
AJ Finley	30-43	73	1.0	3 INT

VANDERBILT

Rushing	Att.	Yds.	Avg.	TD
Patrick Smith	74	324	4.4	1
Mike Wright	67	305	4.6	0
Rocko Griffin	89	296	3.3	2

Passing	Comp.	Att.	Yds.	TD/Int.
Ken Seals	126	223	1,173	5/8

Receiving	Rec.	Yds.	Avg.	TD
Chris Pierce	43	496	11.5	2
Will Sheppard	36	466	12.9	3
Devin Boddie	29	263	9.1	1

Punting	No.	Yds.	Avg.	Long
Harrison Smith	63	2,705	42.9	66

Punt Returns	No.	Yds.	Avg.	Long
Cam Johnson	7	46	6.6	24

Kickoff Returns	No.	Yds.	Avg.	Long
James Ziglor III	11	186	16.9	27

Scoring	TD	FG	PAT	Total
Joseph Bulovas	0	11-16	14-14	47
Cam Johnson	4	0-0	1-1	26

Tackles	UT-AT	TT	TFL	Other
Anfernee Orji	44-29	73	9.5	1 SACK
Ethan Barr	39-30	69	1.5	2 INT
Jaylen Mahoney	37-10	47	4.0	2 INT
Gabe Jeudy	29-13	42	1.0	1 INT

LAST FIVE GAMES AGAINST VANDERBILT

Oct. 31, 2020 - Ole Miss 54, Vanderbilt 21:

A record-setting day by Elijah Moore and Matt Corral propelled Ole Miss to a clean victory over Vanderbilt. Moore broke AJ Brown's single-game receiving yard record with 238. Corral went 19-for-19 passing to start the game, breaking Eli Manning's 19-year-old record for consecutive completions as the Rebels cruised to victory in Nashville.

Oct. 5, 2019 - Ole Miss 31, Vanderbilt 6:

A dominant rushing and defensive performance propelled the Ole Miss football team to a 31-6 Homecoming victory over Vanderbilt. The Rebels racked up their most rushing yards (413) since 1979 in the rout. John Rhys Plumlee ran for 165 yards and a score. Jerrion Ealy (97), Snoop Conner (91) and Scottie Phillips (62) all contributed to the big day on the ground as Ole Miss never trailed in a decisive victory over the Commodores.

Nov. 17, 2018 - Vanderbilt 36, Ole Miss 29 (OT) at Nashville:

The touchdown that wasn't made for a heartbreaking finish for Ole Miss in Nashville. Kicker Luke Logan went 5-for-5 on the day, including a

32-yarder in the final minute to force overtime. Vandy opened OT with a touchdown, and the Rebels appeared to answer—but AJ Brown's phenomenal touchdown catch was overturned upon review, and Ole Miss fell just short of the victory.

Oct. 14, 2017 - Ole Miss 57, Vanderbilt 35:

The Ole Miss offense exploded for 28 points in the second quarter and never looked back to send Vanderbilt home with a 57-35 defeat. QB Shea Patterson threw for 351 yards and four touchdowns and added a score on the ground, while RB Jordan Wilkins tallied 113 yards and a touchdown in the win.

Nov., 19, 2016 - Vanderbilt 38, Ole Miss 17:

Ole Miss scored the first 10 points of the game, but the Rebels couldn't overcome 31 unanswered points by Vanderbilt, falling 38-17 in Nashville. True freshman quarterback Shea Patterson made his second career start and linked up with tight end Evan Engram for 102 yards, but the Rebels couldn't establish an offensive rhythm in the road defeat.

TOP REBEL PERFORMANCES VS. VANDERBILT

Rushing Yards: Stephen Hindman, 30-215, 2 TD (11-25-1967)
Passing Yards: Jordan Ta'amu, 32-52-2-457, 2 TD (11-17-2018)
Total Offense: Jordan Ta'amu, 457 (457 pass) (11-17-2018)
Receptions: Elijah Moore, 14-238, 3 TD (10-31-2020)
Receiving Yards: Elijah Moore, 14-238, 3 TD (10-31-2020)
All-Purpose Yards: Elijah Moore, 242 (10-31-2020)

SERIES HISTORY





Ole Miss leads 51-40-2

Original Record: Ole Miss leads 53-40-2
In SEC games: Ole Miss leads 51-22-2
In Oxford: Ole Miss leads 25-6
In Nashville: Vanderbilt leads 30-21-2
In Memphis: Vanderbilt leads 5-3
In Jackson: Ole Miss leads 1-0

Longest Ole Miss Win Streak: 10, 1953-1963
Longest Ole Miss Unbeaten Streak: 18, 1953-1973
Longest Vanderbilt Win Streak: 19, 1894-1938

Largest Margin of Victory: 47 (47-0), 1961
Largest Margin of Defeat: 91 (0-91), 1915

Year	Site	Score	Year	Site	Score
1894	NashvilleL, 0-40	1975	OxfordW, 17-7
1899	MemphisL, 0-11	1976	NashvilleW, 20-3
1900	NashvilleL, 0-6	1977	OxfordW, 26-14
1902	NashvilleL, 0-29	1978	NashvilleW, 35-10
1903	NashvilleL, 0-33	1979	OxfordW, 63-28
1904	NashvilleL, 0-69	1980	NashvilleW, 27-14
1906	NashvilleL, 0-29	1981	OxfordL, 23-27
1907	NashvilleL, 0-60	1982	NashvilleL, 10-19
1908	NashvilleL, 0-29	1983	OxfordW, 21-14
1909	NashvilleL, 0-17	1984	NashvilleL, 20-37
1910	NashvilleL, 2-9	1985	OxfordW, 35-7
1911	NashvilleL, 0-21	1986	NashvilleW, 28-12
1912	NashvilleL, 0-24	1987	OxfordW, 42-14
1915	MemphisL, 0-91	1988	NashvilleW, 36-28
1916	NashvilleL, 0-35	1989	OxfordW, 24-16
1925	NashvilleL, 0-7	1990	NashvilleW, 14-13
1929	NashvilleL, 7-19	1991	OxfordL, 27-30
1930	NashvilleL, 0-24	1992	NashvilleL, 9-31
1938	NashvilleL, 7-13	1993	OxfordW, 49-7
1939	MemphisW, 14-7	1994	NashvilleW, 20-14
1940	NashvilleW, 13-7	1995	OxfordW, 21-10
1942	MemphisL, 0-19	1996	NashvilleW, 20-9
1945	NashvilleW, 14-7	1997	OxfordW, 15-3
1946	MemphisL, 0-7	1998	NashvilleW, 30-6
1947	NashvilleL, 6-10	1999	OxfordL, 34-37 (ot)
1948	OxfordW, 20-7	2000	NashvilleW, 12-7
1949	NashvilleL, 27-28	2001	OxfordW, 38-27
1950	NashvilleL, 14-20	2002	OxfordW, 45-38
1951	MemphisL, 20-34	2003	NashvilleW, 24-21
1952	NashvilleT, 21-21	2004	OxfordW, 26-23 (ot)
1953	OxfordW, 28-6	2005	NashvilleL, 23-31
1954	NashvilleW, 22-7	2006	OxfordW, 17-10
1955	MemphisW, 13-0	2007	NashvilleL, 17-31
1956	OxfordW, 16-0	2008	OxfordL, 17-23
1957	NashvilleW, 28-0	2009	NashvilleW, 23-7
1959	NashvilleW, 33-0	2010	OxfordL, 14-28
1960	NashvilleW, 26-0	2011	NashvilleL, 7-30
1961	OxfordW, 47-0	2012	OxfordL, 26-27
1962	MemphisW, 35-0	2013	NashvilleW, 39-35^
1963	OxfordW, 27-7	2014	NashvilleW, 41-3^
1964	NashvilleT, 7-7	2015	OxfordW, 27-16
1965	OxfordW, 24-7	2016	NashvilleL, 17-38
1966	JacksonW, 34-0	2017	OxfordW, 57-35
1967	NashvilleW, 28-7	2018	NashvilleL, 29-36 (ot)
1970	NashvilleW, 26-16	2019	OxfordW, 31-6
1971	OxfordW, 28-7	2020	NashvilleW, 54-21
1972	NashvilleW, 31-7	^ - Wins vacated due to NCAA ruling		
1973	OxfordW, 24-14			
1974	NashvilleL, 14-24			

2		MATT CORRAL 6-2 205 Jr. Ventura, Calif.	<table><tr><th>COMP</th><th>ATT</th><th>YDS</th><th>TD/INT</th></tr><tr><td>206</td><td>309</td><td>2,774</td><td>17/2</td></tr></table>	COMP	ATT	YDS	TD/INT	206	309	2,774	17/2	LAST GAME: Finished 24-for-37 passing with 247 yards passing one TD and no INTs vs. Texas A&M NOTES: Leads SEC, No. 4 nationally in QB rush TDs (10) ... No. 2 in SEC, 10th nationally in total offense ... Resp. for 170 points, 3rd in the SEC and 14th nationally ... Has thrown a TD pass in 21 of last 22 games ... No. 3 in SEC, 15th nationally in passing yards.
COMP	ATT	YDS	TD/INT									
206	309	2,774	17/2									
9		JERRION EALY 5-8 185 Jr. Walnut Grove, Miss.	<table><tr><th>TOUCH</th><th>AP YDS</th><th>AVG</th><th>TD</th></tr><tr><td>123</td><td>870</td><td>7.1</td><td>4</td></tr></table>	TOUCH	AP YDS	AVG	TD	123	870	7.1	4	LAST GAME: Led Ole Miss with a career-high 152 rushing yards and 224 all-purpose yards vs. Texas A&M NOTES: Became 8th Rebel ever to eclipse 2,000 yards rushing with 152-yard game vs. No. 11 TAMU... 70-yard TD run vs. Liberty is team's longest since 2019 ... Has rushed for 100-plus yards in consecutive games ... Tied for 9th in program history with 19 career rush TDs ... 3rd in SEC, 15th nationally in yards per carry.
TOUCH	AP YDS	AVG	TD									
123	870	7.1	4									
25		HENRY PARRISH JR. 5-10 190 So. Goults, Fla.	<table><tr><th>ATT</th><th>YDS</th><th>AVG</th><th>TD</th></tr><tr><td>98</td><td>529</td><td>5.4</td><td>2</td></tr></table>	ATT	YDS	AVG	TD	98	529	5.4	2	LAST GAME: Averaged a team-best 6.4 yards per carry, netting 58 yards on nine attempts vs. Texas A&M NOTES: Leads Rebel RBs in carries, second in rushing ... Fourth on team in receptions ... No. 12 in SEC in rushing yards ... Ran for career-high 111 yards vs. Arkansas ... Snapped 11-game streak with seven or more carries and 28-plus yards vs. Liberty.
ATT	YDS	AVG	TD									
98	529	5.4	2									
24		SNOOP CONNER 5-10 220 Jr. Hattiesburg, Miss.	<table><tr><th>ATT</th><th>YDS</th><th>AVG</th><th>TD</th></tr><tr><td>95</td><td>509</td><td>5.4</td><td>11</td></tr></table>	ATT	YDS	AVG	TD	95	509	5.4	11	LAST GAME: Totaled 55 yards and a touchdown on 11 carries vs. Texas A&M NOTES: No. 3 in SEC, No. 23 nationally in rushing TDs ... Notched fourth career game with 100 yards vs. LSU ... Has a rushing TD in seven of 10 games this season and 14 of his last 20 ... Leads all active Rebels, tied for fourth in program history with 24 career rushing TDs.
ATT	YDS	AVG	TD									
95	509	5.4	11									
13		BRAYLON SANDERS 6-0 195 Sr. Hogansville, Ga.	<table><tr><th>REC</th><th>YDS</th><th>AVG</th><th>TD</th></tr><tr><td>18</td><td>429</td><td>23.8</td><td>3</td></tr></table>	REC	YDS	AVG	TD	18	429	23.8	3	LAST GAME: Caught three passes for 56 yards vs. Texas A&M NOTES: Leads the SEC, No. 2 in the nation in yards per reception ... Has caught seven TDs in his last 13 games ... Caught multiple passes in each game this season but left UT after one catch due to injury ... Has appeared in 42 games during Rebel career.
REC	YDS	AVG	TD									
18	429	23.8	3									
11		DONTARIO DRUMMOND 6-1 220 Sr. Laurel, Miss.	<table><tr><th>REC</th><th>YDS</th><th>AVG</th><th>TD</th></tr><tr><td>46</td><td>707</td><td>15.4</td><td>7</td></tr></table>	REC	YDS	AVG	TD	46	707	15.4	7	LAST GAME: Caught a team-high six passes for 49 yards and a TD vs. Texas A&M in return from injury NOTES: No. 4 in SEC, No. 37 nationally in receiving yards/game ... No. 5 in SEC, No. 33 nationally in receiving touchdowns ... No. 9 in SEC, No. 88 nationally in yards per reception ... No. 7 in SEC, No. 55 nationally in receiving yards ... Has caught a touchdown in 11 of last 14 games ... Two 100-yard games this season.
REC	YDS	AVG	TD									
46	707	15.4	7									
64		NICK BROEKER 6-5 305 Jr. Springfield, Ill.	<table><tr><th>GS</th><th>RUSH/G</th><th>PASS/G</th><th>PPG</th></tr><tr><td>10</td><td>239.8</td><td>282.4</td><td>36.9</td></tr></table>	GS	RUSH/G	PASS/G	PPG	10	239.8	282.4	36.9	LAST GAME: Made 20th career start at left tackle and 32nd career appearance vs. Texas A&M NOTES: Named SEC Co-Offensive Lineman of the Week after Arkansas win ... 2020 All-SEC Fourth Team ... 2021 Outland Trophy Watch List ... Preseason All-American Third Team ... Preseason All-SEC Third Team ... Appeared in all 12 games as a true freshman at the LT position ... Allowed just one sack in 213 pass block snaps.
GS	RUSH/G	PASS/G	PPG									
10	239.8	282.4	36.9									
76		CEDRIC MELTON 6-4 300 R-Fr. Houston, Texas	<table><tr><th>GS</th><th>RUSH/G</th><th>PASS/G</th><th>PPG</th></tr><tr><td>2</td><td>239.8</td><td>282.4</td><td>36.9</td></tr></table>	GS	RUSH/G	PASS/G	PPG	2	239.8	282.4	36.9	LAST GAME: Did not play vs. Texas A&M NOTES: Moved to starting role after season-ending injury to Preseason All-SEC guard Ben Brown, who had started 40 consecutive games before injury ... Made first career start at Tennessee ... Made Rebel debut vs. Austin Peay ... Redshirted 2020 season ... Consensus 3-star prospect out of Klein Cain.
GS	RUSH/G	PASS/G	PPG									
2	239.8	282.4	36.9									
51		ORLANDO UMANA 6-4 315 Sr. Sacramento, Calif.	<table><tr><th>GS</th><th>RUSH/G</th><th>PASS/G</th><th>PPG</th></tr><tr><td>9</td><td>239.8</td><td>282.4</td><td>36.9</td></tr></table>	GS	RUSH/G	PASS/G	PPG	9	239.8	282.4	36.9	LAST GAME: Made ninth start as a Rebel vs. Texas A&M NOTES: Transferred to Ole Miss from Utah for fall camp ... Appeared in 40 career games, including 26 starts ... 22 starts came at center for the Utes ... Appeared in one game for Utah during shortened 2020 season ... Earned All-Pac-12 honorable mention honors in 2019 after starting 12 games at center.
GS	RUSH/G	PASS/G	PPG									
9	239.8	282.4	36.9									
54		CALEB WARREN 6-5 310 So. Louisville, Miss.	<table><tr><th>GS</th><th>RUSH/G</th><th>PASS/G</th><th>PPG</th></tr><tr><td>8</td><td>239.8</td><td>282.4</td><td>36.9</td></tr></table>	GS	RUSH/G	PASS/G	PPG	8	239.8	282.4	36.9	LAST GAME: Made 16th career start vs. Texas A&M NOTES: Moved from LG to RG after season-ending injury to Ben Brown, who had started the 40 previous games for the Rebels at RG ... Made first career start vs. Alabama in 2020 and started 12 consecutive games before missing games vs. Arkansas, Tennessee (ankle) ... Appeared in one game in 2019 as a true freshman.
GS	RUSH/G	PASS/G	PPG									
8	239.8	282.4	36.9									
78		JEREMY JAMES 6-5 305 So. Cumming, Ga.	<table><tr><th>GS</th><th>RUSH/G</th><th>PASS/G</th><th>PPG</th></tr><tr><td>10</td><td>239.8</td><td>282.4</td><td>36.9</td></tr></table>	GS	RUSH/G	PASS/G	PPG	10	239.8	282.4	36.9	LAST GAME: Made 20th consecutive start vs. Texas A&M NOTES: Has started 20 straight games, tied for team-best active streak ... Named SEC Co-Offensive Line-man of the Week (9/18) ... Started all 10 games at RG in 2020 ... 2021 Preseason All-SEC Third Team ... 2020 First Team Freshman All-American (The Athletic) ... Played in two games and was redshirted in 2019.
GS	RUSH/G	PASS/G	PPG									
10	239.8	282.4	36.9									
43		CADEN COSTA 6-0 200 Fr. Mandeville, La.	<table><tr><th>FG</th><th>LONG</th><th>PAT</th><th>PTS</th></tr><tr><td>13/16</td><td>50</td><td>42/44</td><td>81</td></tr></table>	FG	LONG	PAT	PTS	13/16	50	42/44	81	LAST GAME: Was 2-for-2 on FG attempts (32, 33) and was 3-for-3 on PATs vs. Texas A&M NOTES: No. 4 in SEC, 32nd nationally in FG pct. ... No. 7 in SEC, 37th nationally in scoring ... First Rebel to connect on a 50-yard FG since Andrew Ritter vs. Idaho in 2013 ... Named SEC Co-Freshman of the Week, going 3-for-3 on FGs, 4-for-4 on PATs vs. Louisville ... First career field goal was 47-yarder vs. Louisville.
FG	LONG	PAT	PTS									
13/16	50	42/44	81									
96		MAC BROWN 6-4 205 Sr. Eden Prairie, Minn.	<table><tr><th>PUNTS</th><th>AVG</th><th>LONG</th><th>IN 20</th></tr><tr><td>32</td><td>44.2</td><td>56</td><td>14</td></tr></table>	PUNTS	AVG	LONG	IN 20	32	44.2	56	14	LAST GAME: Tied career-high with four punts downed inside 20 on season-high six attempts vs. TAMU NOTES: Selected to 2021 Allstate AFCA Good Works Team ... Ray Guy Award Watch List ... Wuerffel Trophy Semifinalist ... Preseason All-SEC Third Team ... Named SEC Special Teams Player of the Week after performance at Kentucky in 2020.
PUNTS	AVG	LONG	IN 20									
32	44.2	56	14									

33 DE		CEDRIC JOHNSON 6-3 255 So. Mobile, Ala. <table> <tr> <th>TACKLES</th><th>TFL</th><th>SACK</th><th>QBH</th></tr> <tr> <td>20</td><td>6.5</td><td>5.5</td><td>4</td></tr> </table>	TACKLES	TFL	SACK	QBH	20	6.5	5.5	4	LAST GAME: Made eighth career start but did not record a tackle vs. Texas A&M NOTES: No. 12 in the SEC in sacks per game ... Forced one fumble and recovered another, adding a sack, 1.5 TFL and three tackles vs. LSU ... Notched a sack and a QB hurry in first SEC start at Alabama ... Made first career start vs. Louisville ... Appeared in all 10 games as a true freshman in 2020.
TACKLES	TFL	SACK	QBH								
20	6.5	5.5	4								
96 DT		ISAIAH ITON 6-2 295 So. Houston, Texas <table> <tr> <th>TACKLES</th><th>TFL</th><th>SACK</th><th>QBH</th></tr> <tr> <td>13</td><td>1.5</td><td>0.0</td><td>3</td></tr> </table>	TACKLES	TFL	SACK	QBH	13	1.5	0.0	3	LAST GAME: Participated but did not record a tackle vs. Texas A&M NOTES: Set career high w/ four tackles, one TFL, one QB hurry vs. Austin Peay ... Transferred to Ole Miss after one season at Northern Colorado and one season at Hutchinson CC, but did not see game action at Hutchinson due to season shifting to spring ... Rated 4-star prospect by Rivals ... No. 10 JUCO prospect.
TACKLES	TFL	SACK	QBH								
13	1.5	0.0	3								
55 DT		KD HILL 6-1 310 Jr. Eufaula, Ala. <table> <tr> <th>TACKLES</th><th>TFL</th><th>SACK</th><th>QBH</th></tr> <tr> <td>16</td><td>1.5</td><td>0.0</td><td>1</td></tr> </table>	TACKLES	TFL	SACK	QBH	16	1.5	0.0	1	LAST GAME: Finished one shy of career-high with four tackles in 14th career start vs. Texas A&M NOTES: Has started seven straight games ... Tallied a career-high five tackles vs. Liberty ... Played eight games in 2020, starting seven at DT ... Tallied nine tackles and a shared TFL ... Made first career start in 2020 season opener vs. Florida, notching first career TFL ... Appeared in 11 games as a freshman in 2019.
TACKLES	TFL	SACK	QBH								
16	1.5	0.0	1								
7 DE		SAM WILLIAMS 6-4 265 Sr. Montgomery, Ala. <table> <tr> <th>TACKLES</th><th>TFL</th><th>SACK</th><th>FF</th></tr> <tr> <td>48</td><td>13.0</td><td>10.5</td><td>4</td></tr> </table>	TACKLES	TFL	SACK	FF	48	13.0	10.5	4	LAST GAME: Finished fourth on team with six tackles, including one TFL, adding a QB hurry vs. TAMU NOTES: Ole Miss' modern-day single-season sack record holder ... Fifth in FBS in sacks ... Leads SEC, No. 3 nationally in forced fumbles ... No. 2 in SEC, 14th nationally in TFLs ... Has a sack in eight of 10 games this season and nine of last 12 games played ... Has had a TFL in 12 of last 13 games.
TACKLES	TFL	SACK	FF								
48	13.0	10.5	4								
44 LB		CHANCE CAMPBELL 6-2 240 Sr.* Ellicott City, Md. <table> <tr> <th>TACKLES</th><th>TFL</th><th>SACK</th><th>FF</th></tr> <tr> <td>79</td><td>11.0</td><td>6.0</td><td>3</td></tr> </table>	TACKLES	TFL	SACK	FF	79	11.0	6.0	3	LAST GAME: Notched a career-high three QB hurries, adding five tackles and 0.5 TFL vs. Texas A&M NOTES: Leads team in tackles, second in sacks and TFLs ... Leads the nation in fumble recoveries ... No. 7 in SEC, No. 46 nationally in sacks ... No. 5 in SEC, No. 53 nationally in tackles/game (8.1) ... Has five or more tackles in nine of 10 games as a Rebel ... Has a TFL in eight of 10 games as a Rebel.
TACKLES	TFL	SACK	FF								
79	11.0	6.0	3								
35 LB		MARK ROBINSON 5-11 235 Sr. Leesburg, Ga. <table> <tr> <th>TACKLES</th><th>TFL</th><th>SACK</th><th>QBH</th></tr> <tr> <td>74</td><td>6.5</td><td>2.0</td><td>2</td></tr> </table>	TACKLES	TFL	SACK	QBH	74	6.5	2.0	2	LAST GAME: Totaled six tackles, including a shared TFL on a safety vs. Texas A&M NOTES: No. 13 in SEC in tackles/game (7.3) ... Second on team in tackles, fourth in TFLs ... Set career-highs in tackles (14), TFLs (5) and sacks (2) at Tennessee ... Five TFLs at UT were most by a Rebel since 1999 ... Six-plus tackles in seven straight games ... Played RB at Presbyterian, SEMO.
TACKLES	TFL	SACK	QBH								
74	6.5	2.0	2								
20 S		KEIDRON SMITH 6-2 210 Sr.* West Palm Beach, Fla. <table> <tr> <th>TACKLES</th><th>TFL</th><th>INT</th><th>PBU</th></tr> <tr> <td>45</td><td>2.5</td><td>2</td><td>3</td></tr> </table>	TACKLES	TFL	INT	PBU	45	2.5	2	3	LAST GAME: Broke up one pass and totaled three tackles vs. Texas A&M NOTES: Sixth on team in tackles ... Second on team, 10th in SEC in INTs ... Filled stat sheet with season-high 10 tackles, 1.0 TFL, one forced fumble and one INT vs. Arkansas ... 2021 Chucky Mullins Courage Award recipient ... 2022 Reese's Senior Bowl Watch List ... Has started second-most games on roster (28).
TACKLES	TFL	INT	PBU								
45	2.5	2	3								
3 S		OTIS REESE 6-3 215 Sr.* Leesburg, Ga. <table> <tr> <th>TACKLES</th><th>TFL</th><th>SACK</th><th>FF</th></tr> <tr> <td>74</td><td>1.5</td><td>1.0</td><td>1</td></tr> </table>	TACKLES	TFL	SACK	FF	74	1.5	1.0	1	LAST GAME: Broke up one pass and finished third on team with seven tackles vs. Texas A&M NOTES: Second on team in tackles ... No. 13 in SEC in tackles per game (7.3) ... Led team with career-high 11 tackles at Alabama (10/2) ... Racked up 11 tackles and forced a fumble vs. Arkansas ... Has had five or more tackles in nine of 10 games this season and 12 of 13 career games.
TACKLES	TFL	SACK	FF								
74	1.5	1.0	1								
31 CB		JAYLON JONES 5-11 200 Sr. Allen, Texas <table> <tr> <th>TACKLES</th><th>TFL</th><th>INT</th><th>PBU</th></tr> <tr> <td>24</td><td>1.0</td><td>1</td><td>3</td></tr> </table>	TACKLES	TFL	INT	PBU	24	1.0	1	3	LAST GAME: Did not play vs. Texas A&M NOTES: No. 3 on team with three PBU ... Started first four games of 2020 at CB before sustaining upper-body injury that caused him to miss the remainder of the season ... 2020 Chucky Mullins Courage Award Recipient ... Recorded 27 total tackles, including 15 solo stops in 2020 ... 2016 Freshman All-American.
TACKLES	TFL	INT	PBU								
24	1.0	1	3								
27 S		TYSHEEM JOHNSON 5-9 205 Fr. Philadelphia, Pa. <table> <tr> <th>TACKLES</th><th>TFL</th><th>SACK</th><th>INT</th></tr> <tr> <td>39</td><td>4.0</td><td>1.0</td><td>1</td></tr> </table>	TACKLES	TFL	SACK	INT	39	4.0	1.0	1	LAST GAME: Participated but did not record a tackle vs. Texas A&M NOTES: Totaled seven tackles and one TFL in SEC debut at Alabama (10/2) ... Set career high with eight tackles, including a shared TFL in collegiate debut vs. Louisville (9/6) ... Has a TFL in five of 10 games this season ... Started first seven games of collegiate career ... Preseason True Freshman All-American.
TACKLES	TFL	SACK	INT								
39	4.0	1.0	1								
1 S		JAKE SPRINGER 6-1 205 Sr. Kansas City, Mo. <table> <tr> <th>TACKLES</th><th>TFL</th><th>SACK</th><th>FF</th></tr> <tr> <td>40</td><td>2.5</td><td>1.0</td><td>1</td></tr> </table>	TACKLES	TFL	SACK	FF	40	2.5	1.0	1	LAST GAME: Totaled five tackles, including five tackles before being disqualified (targeting) vs. Texas A&M NOTES: Has five or more tackles in four of six games as a Rebel ... Returned from 4-game absence, finishing 2nd on team w/ 11 tackles, including a sack at UT ... Transferred to Ole Miss from Navy ... Spent 2020 season on practice squad ... Started 10 of 13 games in 2019 ... 2019 All-AAC Second Team.
TACKLES	TFL	SACK	FF								
40	2.5	1.0	1								
21 FS		A.J. FINLEY 6-2 210 Jr. Mobile, Ala. <table> <tr> <th>TACKLES</th><th>TFL</th><th>INT</th><th>PBU</th></tr> <tr> <td>73</td><td>1.0</td><td>3</td><td>2</td></tr> </table>	TACKLES	TFL	INT	PBU	73	1.0	3	2	LAST GAME: Came through with game-sealing pick-six, was second on team with eight tackles vs. TAMU NOTES: Fourth on team in tackles ... No. 4 in SEC in INTs ... Five or more tackles in nine of 10 games this season ... First Rebel with a pick-six since Vernon Dasher in 2018 ... One of two SEC players with a two-INT game this season ... Has seven or more tackles in four straight games ... Has started 18 career games.
TACKLES	TFL	INT	PBU								
73	1.0	3	2								
24 CB		DEANE LEONARD 6-0 195 Sr. Calgary, Alberta <table> <tr> <th>TACKLES</th><th>TFL</th><th>INT</th><th>PBU</th></tr> <tr> <td>39</td><td>1.0</td><td>0</td><td>4</td></tr> </table>	TACKLES	TFL	INT	PBU	39	1.0	0	4	LAST GAME: Set career-highs with three pass breakups and nine tackles vs. Texas A&M NOTES: Made a then-career-high eight tackles, including a shared TFL vs. Arkansas ... Appeared in eight of 10 games in 2020, making two starts ... Returned a fumble 84 yards in Egg Bowl win over MSU ... Made first career start vs. South Carolina, notching five tackles ... Transferred from Calgary for 2020 season.
TACKLES	TFL	INT	PBU								
39	1.0	0	4								

SEC STANDINGS

SEC EAST

	Conf.	Overall
#1 Georgia	8-0	10-0
Kentucky	5-3	7-3
Tennessee	3-4	5-5
Missouri	2-4	5-5
South Carolina	2-5	5-5
Florida	2-5	5-5
Vanderbilt	0-6	2-8

SEC WEST

	Conf.	Overall
#2 Alabama	5-1	9-1
#10 Ole Miss	4-2	8-2
#16 Texas A&M	4-3	7-3
Mississippi State	4-3	6-4
#21 Arkansas	3-3	7-3
Auburn	3-3	6-4
LSU	2-5	4-6

REBELS IN SEC & NCAA STATS

Category	Stat (Avg)	SEC	NCAA
3rd Down Conversions	38.5%	9	76
Opp. 3rd Down Conv.	38.2%	8	58
4th Down Conversions	65.8%	3	26
Opp. 4th Down Conv.	50.0%	7	58
Completion Pct.	66.4%	5	20
Fumbles Recovered	9	1	11
Kickoff Returns	18.93	9	85
Net Punting	40.16	6	50
Passing Offense	282.4	3	23
Passing Defense	237.3	10	78
Yards Per Completion	13.13	4	37
Rushing Offense	239.8	1	3
Rushing Defense	189.0	12	104
Sacks By	3.40	1	5
Sacks Allowed	2.20	8	63
Scoring Offense	36.9	3	15
Scoring Defense	26.2	8	66
Tackles for Loss	5.7	9	55
Pass Efficiency	155.65	4	20
Total Offense	522.2	1	3
Total Defense	426.3	12	100
Turnover Margin	1.10	1	3
Time of Possession	27:26	13	117
Campbell, Forced Fumbles	0.40	1	5
Campbell, Tackles	8.1	5	53
Campbell, Sacks	0.60	7	46
Conner, Rushing TDs	11	3	23
Corral, Completion Pct.	66.7%	6	26
Corral, Pass Efficiency	158.9	5	19
Corral, Passing TDs	17	7	31
Corral, Passing	277.4	3	15
Corral, Points	17.0	3	14
Corral, Rushing TDs	10	4	33
Corral, Total Offense	329.7	2	10
Costa, Field Goal Pct.	81.2%	4	32
Drummond, Receiving	78.6	4	37
Drummond, Receptions	5.1	5	57
Drummond, Receiving TDs	7	5	33
Ealy, All-Purpose	96.67	9	86
Ealy, Rushing	65.3	8	85
Ealy, Yards Per Carry	6.12	3	15
Finley, Interceptions	0.3	4	30
Johnson, Sacks	0.55	12	73
Williams, Forced Fumbles	0.40	1	5
Williams, Sacks	1.05	2	7

OLE MISS HEAD COACH LANE KIFFIN

Lane Kiffin (Fresno State, 1998) is in his second season at Ole Miss and helped lead the Rebels to four wins in their final five games in 2020, including a 26-20 victory over No. 7 Indiana in the Outback Bowl. Kiffin quickly turned the Rebels into an offensive machine last season. Ole Miss ranked top-20 in the FBS in nine different offensive categories, including having the No. 3 team in the country in total offense, shattering the school record with 555.5 yards per game. Kiffin is in his 10th year at the NCAA level and has posted an all-time record of 74-41. In December 2016, Kiffin took over an FAU program that had won a total of nine combined games over the previous three seasons. Kiffin proceeded to take the Owls to new heights over the last three years, including two conference titles and two 10-win seasons. In his head coaching stops at USC, Tennessee and FAU, Kiffin has shown a propensity in helping turn programs around. Kiffin graduated from Fresno State in 1998 after playing quarterback for three seasons (1994-96) for the Bulldogs. He began his coaching career as a student assistant at Fresno State under Pat Hill in 1997 and 1998. He moved on to Colorado State in 1999 as a graduate assistant.

VANDERBILT HEAD COACH CLARK LEA

The 2021 season is the first for head coach Clark Lea, who became Vanderbilt's 29th head coach in December of 2020. A Vanderbilt alum, Lea returns to Music City, having coached in 10 bowl games, including two College Football Playoff appearances since 2018. Lea arrived in Nashville after serving as Notre Dame's defensive coordinator from 2018-20. While at Notre Dame, Lea molded a defense that led the Fighting Irish to an appearance in the 2020 ACC Championship Game by finishing the regular season 10-0 and with a No. 2 national ranking. Lea was also named one of 15 semifinalists for the Broyles Award, presented to the best assistant coach in college football. Prior to taking over as Notre Dame's defensive coordinator, Lea served as one of the nation's top linebackers coach at Notre Dame (2017), Wake Forest (2016), Syracuse (2013-15), Bowling Green (2012) and UCLA (2010-11).

COMMODORES SCOUTING REPORT

Winless in its last 19 SEC contests, Vanderbilt heads to Oxford with a 2-8 record on the season. The Commodore' two victories in 2021 have come over Colorado State and UConn and are coming off a 34-17 loss to Kentucky. This year, Mike White and Ken Seals have both seen action at quarterback. Seals has thrown for 1,173 yards and five touchdowns, while White has accounted 603 yards through the air and 305 on the ground with seven touchdown passes. However, the two signal callers have combined for 12 interceptions. Running backs Patrick Smith and Rocko Griffin have each rushed for nearly 300 yards on the season. Out wide, Chris Pierce and Will Sheppard are the two leading receivers with 496 and 466 yards through 10 games this season. In the red zone, Cam Johnson has also been a top target with four touchdown catches. Vanderbilt's opponents are outgaining the Commodores 4581-2976 and are averaging 20 more points per game. Linebackers Anfernee Orji and Ethan Barr lead the defensive unit with 71 and 69 tackles, respectively. They will be tasked with slowing down the electric Ole Miss offense.

2021 Vanderbilt Schedule Time (CT)

Sept. 4	EAST TENNESSEE STATE	L, 23-3	Oct. 23	MISSISSIPPI STATE*	L, 45-6
Sept. 11	at Colorado State	W, 24-21	Oct. 30	MISSOURI*	L, 37-28
Sept. 18	STANFORD	L, 41-23	Nov. 13	KENTUCKY*	L, 34-17
Sept. 25	#2 GEORGIA*	L, 62-0	Nov. 20	at Ole Miss	6:30 p.m.
Oct. 2	UCONN	W, 30-28	Nov. 27	at Tennessee*	TBD
Oct. 9	at #20 Florida*	L, 42-0	<i>* SEC game HOME GAMES IN CAPS</i>		
Oct. 16	at South Carolina*	L, 21-20			

VANDERBILT SERIES HISTORY

- This is the 96th meeting all-time between Ole Miss and Vanderbilt.
- It is the third-most played series of all-time between Ole Miss and its 2021 opponents (Mississippi State, LSU).
- The Rebels lead the series 51-40-2 overall.
- The original record vs. the Commodores is 53-40-2, with wins in 2013 and 2014 by Ole Miss vacated due to NCAA ruling.
- Ole Miss is 25-6 in games played in Oxford.
- The Rebels have won three straight games in Oxford.
- Ole Miss has won six of the last eight contests on the field vs. Vanderbilt.

TENNESSEE REBELS

The Ole Miss roster features 14 players who hail from Tennessee: WR **Kyndrich Breedlove** (Nashville), DB **Jalen Denton** (Memphis), TE **Jack Greer** (Germantown), TE **Luke Knox** (Brentwood), DL **Clayton Ladd** (Brentwood), LS **Jared Lawrence** (Lebanon), TE **Sam Murphey** (Paris), P **Charlie Nichols** (Memphis), OL **Joshua Pfeifer** (Nashville), OL **Luke Shouse** (Nolensville), WR **Sellers Shy** (Memphis), DL **Tariqious Tisdale** (Lexington), WR **Calvin Wilson** (Thompson's Station) and TE **Hudson Wolfe** (Savannah).

SENIOR SALUTE

Saturday's game will serve as Senior Day and student-athletes will be honored before the final home game of the 2021 season. Some players that plan to be recognized before the game include: OL **Ben Brown**, P **Mac Brown**, OL **Peyton Cox**, WR **Dontario Drummond**, LB **Lakia Henry**, DB **Jaylon Jones**, DB **Deane Leonard**, DL **Hal Northern**, WR **Jahcour Pearson**, QB **Tyrell Pigrome**, LB **Mark Robinson**, WR **Braylon Sanders**, LB **MoMo Sanogo**, DB **Keidron Smith**, DB **Jake Springer**, DB **CJ Terrell**, DL **Tariqious Tisdale**, OL **Orlando Umana** and DL **Sam Williams**.

HOME SWEET HOME

Ole Miss heads into the home finale vs. Vanderbilt with a perfect 6-0 home record this season. A win over the Commodores would give the Rebels their first undefeated season at home (on the field) since 1992 when they finished 6-0 at Vaught-Hemingway Stadium. Ole Miss has never won seven on-campus games within the same season. Records show Ole Miss as 5-0 at home in 1993, but the Alabama victory was by way of forfeit due to NCAA rules violation by the Crimson Tide. Alabama defeated the Rebels 19-14 on Oct. 22 of that year.

SHOUTOUT TO SHUTOUTS

The Ole Miss defense has tallied four shutout halves this year (Louisville [first half], Tulane [second half], Liberty [first half] and Texas A&M [first half]). Prior to this season, Ole Miss had only played three shutout halves in the previous five seasons, spanning 58 games. The four shutouts are the most in a single season since the Rebels tallied five such occurrences in 2014.

NO HUDDLE, NO PROBLEM

The Ole Miss offense has been moving the ball up and down the field at an unbelievably fast pace under head coach **Lane Kiffin** and offensive coordinator **Jeff Lebby**. The Rebels rank fourth in the FBS in number of plays per game (78.6), averaging a play every 20.8 seconds. Ole Miss ran a school record 101 plays on offense in their win at Tennessee. The previous mark was 100 plays in 2004 against Wyoming. The 101 plays run were tied for the ninth-most in SEC history and are the most since 2018 when Texas A&M ran 107 in a seven overtime loss to LSU.

SACK YOU VERY MUCH

While the Rebel offense gets much of the praise from week-to-week, the Ole Miss defense has proven very capable of gaining some attention of their own. Ole Miss ranks fifth in the FBS with 34 team sacks. With two regular season contests and a bowl game left to go, the 34 sacks are already the fifth-most in program history.

Year	No.
1. 1999	41
2. 1992	39
3. 2012	38
2008	38
5. 2021	34

NEXT MAN UP

Injuries to some of its top receivers have forced Ole Miss to call on a bevy of different names and the wide receiving corps depth has shown through. The Rebels are the only team in the country with six different players who have registered at least one 100-yard receiving game this season.

Player	Yards	Opponent
Dontario Drummond	177	Louisville
	107	Austin Peay
Jonathan Mingo	136	Tulane
Braylon Sanders	127	Arkansas
Jahcour Pearson	135	Auburn
Dannis Jackson	126	Liberty
John Rhys Plumlee	110	Liberty

MUCH OF THE SAM

DL **Sam Williams** has been a consistent force on the Ole Miss defensive line this season. Williams ranks fifth in FBS with 10.5 sacks this year. He already owns the Ole Miss modern-day school record for sacks in a season. Williams has at least one sack in eight of the 10 games this season.

Player	Year	No.
1. Sam Williams	2021	10.5
2. Marquis Haynes	2015	10.0
Greg Hardy	2007	10.0
Dewayne Dotson	1992	10.0
Phillip Kent	1990	10.0

2021 BREAKDOWN

Category	2021
Record	8-2
SEC	4-2
vs. SEC West	3-2
vs. SEC East	1-0
Non-Conference	4-0
Home	6-0
Away	1-2
Neutral	1-0
Day Games	3-1
Night Games (6 p.m. start or later)	5-1
vs. Top 25 teams	2-2
TV games	8-2
on SEC Network	2-0
on SEC Network Alternate	0-0
on ESPN	3-1
on ESPN2	1-0
on ESPNU	0-0
on CBS	1-1
on SECN+/ESPN+	1-0
When scoring first	6-0
When opponents score first	2-2
When leading at halftime	8-0
When trailing at halftime	0-2
When tied at halftime	0-0
When leading after third quarter	7-0
When trailing after third quarter	0-2
When tied after third quarter	1-0
In overtime games	0-0
When scoring less than 20 points	0-0
When scoring 20+ points	8-2
When scoring 30+ points	6-0
When allowing less than 20 points	4-0
When allowing 20+ points	4-2
When allowing 30+ points	1-2
When rushing for <100 yards	0-1
When rushing for 100+ yards	8-1
When rushing for 200+ yards	6-0
When passing for 200+ yards	8-2
When passing for 250+ yards	5-1
When passing for 300+ yards	3-1
When totaling <300 yds total offense	0-1
When gaining 300+ yds total offense	8-1
When allowing <100 yds rushing	1-0
When allowing 100+ yds rushing	7-2
When allowing 200+ yds rushing	3-2
When allowing <200 yds passing	2-0
When allowing 200+ yards passing	6-2
When allowing 250+ yards passing	2-1
When allowing 300+ yards passing	1-0
When allowing <300 yds total offense	0-0
When allowing 300+ yds total offense	8-2
When having a 100-yard rusher	6-0
When opp. has a 100-yard rusher	4-2
When having no turnovers	3-0
When having 1-2 turnovers	5-2
When having 3 or more turnovers	0-0
When having no takeaways	0-0
When having 1-2 takeaways	6-2
When having 3 or more takeaways	2-0
When having more than 30:00 TOP	3-0
When having less than 30:00 TOP	5-2

CAREER STARTS

40	Ben Brown
28	Dontario Drummond
27	Keidron Smith
26	Jaylon Jones
24	Matt Corral, Sam Williams
23	Jonathan Mingo
21	Lakia Henry
20	Nick Broeker, Jeremy James
19	Jerrion Ealy, MoMo Sanogo
18	A.J. Finley
16	Caleb Warren
15	Braylon Sanders
14	KD Hill
13	Otis Reese
10	Chance Campbell, Deane Leonard
9	John Rhys Plumlee, Orlando Umana
8	Cedric Johnson, Tysheem Johnson, Deantre Prince
7	Jalen Jordan, Jahcour Pearson, Tariqious Tisdale
6	Jakorey Hawkins, Mark Robinson, Jake Springer
5	Casey Kelly, Tavius Robinson, Chase Rogers,
4	Quentin Bivens, Jadon Jackson, Hal Northern,
	Henry Parrish Jr.
3	Cedric Melton
2	Snoop Conner, Isaiah Iton, Luke Knox, Reece
	McIntyre, Jamar Richardson, Isaiah Woullard
1	Eli Acker, Ashanti Cistrunk, Jalen Cunningham,
	Sincere David, Daylen Gill, Dannis Jackson, Austin Keys,
	Brandon Mack, Bryce Ramsey, Jordan Rhodes

CONSECUTIVE STARTS

20	Nick Broeker, Matt Corral, Jeremy James
13	Otis Reese
12	Sam Williams
10	Chance Campbell
8	Orlando Umana
7	KD Hill, Jahcour Pearson
6	AJ Finley, Mark Robinson
5	Jake Springer
4	Casey Kelly, Deantre Prince, Caleb Warren
3	Jerrion Ealy
2	Cedric Johnson

CAREER GAMES PLAYED

48	Mac Brown, Jaylon Jones
45	MoMo Sanogo
44	Tylan Knight, Keidron Smith
42	Braylon Sanders
40	Ben Brown
35	Tariqious Tisdale, Isaiah Woullard
34	Matt Corral
32	Miles Battle, Quentin Bivens, Nick Broeker, Ashanti
	Cistrunk, Snoop Conner, A.J. Finley, Sam Williams
31	Dontario Drummond, KD Hill
30	Jerrion Ealy, Lakia Henry
29	Zikerrion Baker, Jalen Cunningham, Jalen Jordan
27	Dannis Jackson
26	John Rhys Plumlee
25	Jakorey Hawkins, Jonathan Hess, Jonathan Mingo
22	Jeremy James, Luke Knox, Deantre Prince
21	Jadon Jackson
20	Henry Parrish Jr., Hal Northern
19	Cedric Johnson, Bryce Ramsey, Caleb Warren
18	Sincere David, Casey Kelly, Tavius Robinson
16	Daylen Gill, Deane Leonard, Reece McIntyre
15	Hamilton Hall, Jamar Richardson
14	Chase Rogers
13	LeDarrius Cox, Otis Reese
11	Kentrel Bullock, Patrick Lucas Jr.
10	Chance Campbell, Caden Costa, Isaiah Iton,
	Tysheem Johnson, Austin Keys, Jared Lawrence,
	Jahcour Pearson, Mark Robinson
9	Jamond Gordon, Jordan Rhodes, Orlando Umana,
	Trey Washington
8	Jalen Denton,
7	Jakivuan Brown, Qua Davis, Damarcus Thomas
6	Eli Acker, Demon Clowney, Jordan Jernigan, Jake Springer
5	Bralon Brown, Marc Britt, MJ Daniels, Brandon
	Mack, Cedric Melton
4	Luke Altmeyer, Kyndrich Breedlove, Markevious
	Brown, Kinkead Dent
3	Derek Bermudez, Carter Colquitt, Peyton Cox, JJ
	Henry, Cale Nation, Urriah Sheppard
2	Amani Johnson, Hudson Wolfe
1	Brice Johnson, Tywone Malone, Sellers Shy, CJ
	Terrell, Nevin Wells

BALANCED RUSHING ATTACK

Ole Miss is the only team in the nation with four players with 500 or more rushing yards this season (Jerrion Ealy [588yds], Henry Parrish Jr. [529yds], Matt Corral [523yds] and Snoop Conner [509yds]). No other team has more than two players over the 500-yard mark.

COSTA-MATIC

Kicker **Caden Costa**, a true freshman from Mandeville, Louisiana, is 13-for-16 on field goal attempts, including a 50-yarder vs. Arkansas. Costa is a perfect 8-for-8 on field goals less than 40 yards. His 13 field goals on the season are the most by a true freshman since 2006, when Joshua Shene connected on 14 successful attempts. He's the first Rebel to connect on a 50-yard field goal since Andrew Ritter made a 50-yarder against Idaho in 2013.

LEAVING HIS MARK

Mark Robinson transferred to Ole Miss as a walk-on running back from Southeast Missouri, but the Leesburg, Georgia, native made the switch to the defensive side of the ball at the end of fall camp last season. Robinson, who sat out last year due to NCAA transfer rules, ranks second on the team and No. 12 in the SEC with 7.4 tackles per game. Robinson has tallied at least seven total tackles in five of the last six games. He set career highs in total tackles (14), solo stops (12), tackles for loss (5) and sacks (2) in Ole Miss' win at Tennessee. Robinson's 5.0 tackles for loss against the Vols were the most by a Rebel since Kendrick Clancy had 6.0 against Auburn in 1999.

TWO-HEADED MONSTERS

RB **Snoop Conner** ranks third in the SEC with 11 rushing touchdowns, while QB **Matt Corral** is fourth at 10 TDs. They are the first Rebel teammates ever to tally 10 or more rushing touchdowns in the same season. The 10 rushing TDs are the third-most ever by a Rebel quarterback in a single season. Conner currently ranks fourth on Ole Miss' career charts with 24 career rushing touchdowns.

REBS IN THE POLLS

- Ole Miss ranks No. 10 in both the the Associated Press Poll and the Coaches Poll after their win over No. 11 Texas A&M.
- Ole Miss has been ranked in the top 25 all 12 weeks this season, which is its longest streak since being ranked for the entirety of the 2015 season.
- The SEC boasts five teams in the top 25, including top-ranked Georgia.
- The Rebels' were ranked to start the season (No. 25) for the first time since 2016 when Ole Miss started ranked No. 11.

FOURTH AND GOING FOR IT

Ole Miss leads the country in fourth down attempts (38) and rank second in conversions (25). The Rebels are converting fourth downs at a 65.8 percent clip. **Lane Kiffin** and the Rebels have gone for it on fourth down at least three times in nine of Ole Miss' 10 games this season. The Rebels have been perfect on fourth down attempts against Louisville (3-for-3), Tulane (5-for-5) and LSU (3-for-3).

RUNNIN' WILD

Ole Miss leads the SEC and ranks No. 3 in FBS with 239.8 rushing yards per game. **Lane Kiffin's** offense has tallied 250 or more yards on the ground in four out of the last six contests. **Matt Corral**, who came into the season with seven career TD runs over the course of 24 games, is fourth amongst FBS quarterbacks with 10 rushing touchdowns. **Snoop Conner** ranks third in the SEC in rushing TDs with 11, Corral is fourth at 10 rushing TDs.

MOVING UP THE CHARTS

QB **Matt Corral** continues to put up eye-popping numbers in 2021 and is slowly working his way up the Ole Miss career record books. Here's where the Ventura, California, native stands in numerous offensive categories:

Record	Corral	Rank	Next Up	Record	Record Holder
Passing Yards (Career)	7,712	3rd	9,534 (2nd)	10,119	E. Manning
Passing Touchdowns (Career)	54	3rd	62 (2nd)	81	E. Manning
Completion Percentage (Career)	.668	1st	--	.668	Corral
Passing Attempts (Career)	835	5th	902 (4th)	1,363	E. Manning
Passing Completions (Career)	558	4th	566 (3rd)	829	E. Manning
Yards Per Attempt (Career)	9.2	2nd	9.5 (1st)	9.5	Ta'amu
Yards Per Completion (Career)	13.8	3rd	14.4 (2nd)	14.7	Ta'amu
300-Yard Passing Games (Career)	10	T4th	11 (3rd)	12	Ta'amu
Total Offense (Career)	8,959	3rd	9,984 (2nd)	10,478	E. Manning
Touchdowns Responsible For (Career)	71	3rd	82 (2nd)	86	E. Manning
Average Yards Per Play (Career)	7.83	3rd	7.84 (2nd)	7.99	Ta'amu

MAC BROWN RAISES OVER 145K FOR ALS RESEARCH

When he was in seventh grade, Ole Miss punter **Mac Brown** had a modest goal of raising \$500 for a childhood friend's dad who had been diagnosed with ALS. Along with a group of neighborhood friends, Brown started a lemonade stand, Awesome Lemonade Stand, in Eden Prairie, Minnesota, to help his friend's family. Ten years later, that \$500 goal has ballooned to over \$145,000 raised by Brown and his friends for ALS research. The Awesome Lemonade Stand is held on a late day in June, and this year's fundraiser raised nearly \$45,000 alone. Brown was recently one of 22 collegiate football players named to the 2021 Allstate AFCA Good Works Team.

FEED SNOOP

When the Rebels are nearing the goal line trying to find the end zone, chances are very good that Ole Miss will look **Snoop Conner**'s way. Seventeen of Conner's 24 career rushing touchdowns have been from five yards or less, including 12 1-yard TD runs. Conner currently ranks third in the SEC with 11 rushing TDs on the season.

BIG PLAY POTENTIAL

The Rebels continue to be one of the best teams in the country in explosive plays. Ole Miss has tallied 199 total plays of 10 or more yards over the course of nine games this season and rank No. 4 nationally in that category. The Rebels average 19.9 such plays per game.

Category	No.	NCAA
10+ Yard Plays	199	T4th
20+ Yard Plays	61	T10th
30+ Yards Plays	27	T23rd
40+ Yards Plays	15	T21st
50+ Yards Plays	9	T16th

GET YOU A QUARTERBACK THAT CAN DO BOTH

Quarterback **Matt Corral** is not only a threat to burn you with his arm, but as teams are quickly finding out, the junior signal-caller can also beat you with his feet. Corral has thrown for 2,774 and 17 touchdowns, while running for 52.3 yards per game and 10 rushing TDs. He's one of just two FBS quarterbacks with at least 15 passing TDs and 10 touchdowns on the ground. Prior to this season, Corral had just seven career rushing TDs in three seasons for the Rebels. Against Tennessee, Corral became the first Rebel to run 30 times in a game since 2007 when BenJarvus Green-Ellis ran 33 times vs. Missouri. Corral finished with a career high in both rushing yards (195) and attempts (30) vs. the Vols.

NEW MAN ON THE LINE

Even when **Lane Kiffin** isn't fishing, he's still landing big fish. One of Kiffin's biggest catches came when the Rebels snagged Utah transfer **Orlando Umana**. Umana has started nine games on the offensive line for the Rebels, missing just one contest due to injury. Umana joined the Rebels after spending four years at Utah where he appeared in 40 career games, including 26 starts. Twenty-two of those starts came at center for the Utes. Battling injury, Umana appeared in just one game for Utah during a shortened 2020 season. Umana played in all 14 games on the offensive line as a sophomore in 2018, starting four at left guard and the last nine at center for Utah. The Sacramento, California, native allowed just one sack in 472 pass blocks in 2018.

DEGREES IN HAND

Earning a degree from the University of Mississippi is one of the top priorities for Ole Miss student-athletes. Fifteen current Rebels have already accomplished that goal with eligibility remaining this fall.

- Ben Brown, OL - Exercise Science
- Mac Brown, P - Integrated Marketing Communications
- Chance Campbell, LB - Finance
- Peyton Cox, OL - Sport & Recreation Administration
- Jaylon Jones, DB - Multi-Disciplinary Studies
- Hal Northern, DL - Criminal Justice
- Jahcour Pearson, WR - Sport & Recreation Administration
- Tyrrell Pigrome, QB - Family Science
- Jordan Rhodes, OL - Criminal Justice
- Chase Rogers, TE - Multi-Disciplinary Studies
- MoMo Sanogo, LB - Managerial Finance
- Tariqious Tisdale, DL - Multi-Disciplinary Studies
- Orlando Umana, OL - Sociology
- Terrell Vassel, OL - Multi-Disciplinary Studies
- Sam Williams, DL - Multi-Disciplinary Studies



NFL REBELS

Ole Miss has a big presence in the league again this year. There are currently 23 former Rebels on NFL rosters:

BRANDON BOLDEN | RB | New England Patriots
 A.J. BROWN | WR | Tennessee Titans
 EVAN ENGRAM | TE | New York Giants
 MYLES HARTSFIELD | CB | Carolina Panthers
 MARQUIS HAYNES | DL | Carolina Panthers
 MIKE HILTON | DB | Cincinnati Bengals
 D.J. JONES | DT | San Francisco 49ers
 BENITO JONES | DT | Miami Dolphins
 DAWSON KNOX | TE | Buffalo Bills
 GREG LITTLE | OL | Miami Dolphins
 BOBBY MASSIE | OL | Denver Broncos
 D.K. METCALF | WR | Seattle Seahawks
 A.J. MOORE | DB | Houston Texans
 C.J. MOORE | DB | Detroit Lions
 ELIJAH MOORE | WR | New York Jets
 ROYCE NEWMAN | OL | Green Bay Packers
 ROBERT NKEMDICHE | DL | Seattle Seahawks
 SCOTTIE PHILLIPS | RB | Houston Texans
 BRELANS SPEAKS | DE | Dallas Cowboys
 LAQUON TREADWELL | WR | Jacksonville Jaguars
 LAREMY TUNSIL | OL | Houston Texans
 JORDAN WILKINS | RB | Jacksonville Jaguars
 KENNY YEBOAH | TE | New York Jets

PRO BOWL REBELS

Since 2002

2002 Deuce McAllister, RB, New Orleans*
 Tim Bowens, DT, Miami Dolphins
 2003 Deuce McAllister, RB, New Orleans*
 2005 Derrick Burgess, DE, Oakland Raiders
 2006 Derrick Burgess, DE, Oakland Raiders
 2007 Patrick Willis, LB, San Francisco 49ers*
 2008 Eli Manning, QB, New York Giants
 Patrick Willis, LB, San Francisco 49ers
 2009 Patrick Willis, LB, San Francisco 49ers*
 2010 Patrick Willis, LB, San Francisco 49ers*
 2011 Eli Manning, QB, New York Giants
 Mike Wallace, WR, Pittsburgh Steelers
 Patrick Willis, LB, San Francisco 49ers*
 2012 Eli Manning, QB, New York Giants
 Patrick Willis, LB, San Francisco 49ers*
 2013 Greg Hardy, DE, Carolina Panthers*
 Dexter McCluster, KR, Kansas City Chiefs*
 Patrick Willis, LB, San Francisco 49ers
 2015 Eli Manning, QB, New York Giants
 2019 Laremy Tunsil, OL, Houston Texans
 2020 AJ Brown, WR, Tennessee Titans
 Evan Engram, TE, New York Giants
 DK Metcalf, WR, Seattle Seahawks*
 Laremy Tunsil, OL, Houston Texans

**All-Pro selection*

UNDER KIFFIN

Category Career

Record	13-7
SEC	8-7
vs. SEC West	4-6
vs. SEC East	4-1
Non-Conference	5-0
Home	8-3
Away	3-4
Neutral	2-0
Day Games	7-5
Night Games (6 p.m. start or later)	6-2
vs. Top 25 teams	3-4
TV games	13-7
on SEC Network	6-3
on SEC Network Alternate	0-0
on ESPN	3-3
on ESPN2	1-0
on ESPNU	0-0
on ESPN+/SECN+	1-0
on ABC	1-0
on CBS	1-1
When scoring first	10-2
When opponents score first	3-5
When leading at halftime	12-0
When trailing at halftime	1-5
When tied at halftime	0-2
When leading after third quarter	11-0
When trailing after third quarter	1-6
When tied after third quarter	1-1
In overtime games	1-0
When scoring less than 20 points	0-0
When scoring 20+ points	13-7
When scoring 30+ points	10-3
When allowing less than 20 points	4-0
When allowing 20+ points	9-7
When allowing 30+ points	3-7
When rushing for <100 yards	0-1
When rushing for 100+ yards	13-6
When rushing for 200+ yards	12-4
When passing for 200+ yards	13-7
When passing for 250+ yards	10-4
When passing for 300+ yards	8-3
When totaling <300 yds total offense	0-1
When gaining 300+ yds total offense	13-6
When allowing <100 yds rushing	2-0
When allowing 100+ yds rushing	12-7
When allowing 200+ yds rushing	5-4
When allowing <200 yds passing	3-1
When allowing 200+ yards passing	10-6
When allowing 250+ yards passing	5-4
When allowing 300+ yards passing	3-3
When allowing <300 yds total offense	0-0
When allowing 300+ yds total offense	13-7
When having a 100-yard rusher	6-3
When opp. has a 100-yard rusher	5-4
When having no turnovers	7-1
When having less than 3 turnovers	13-5
When having 3 or more turnovers	0-2
When having no takeaways	1-1
When having <3 takeaways	10-6
When having 3 or more takeaways	2-0
When having more than 30:00 TOP	4-2
When having less than 30:00 TOP	9-5

OLE MISS ACTIVE CAREER LEADERS

MOST GAMES PLAYED

Jaylon Jones	48
Mac Brown	48

CONSECUTIVE GAMES PLAYED

Keidron Smith	44
Tylan Knight	44

MOST STARTS

Ben Brown	40
Keidron Smith	29

CONSECUTIVE STARTS

Broeker, Corral, James	20
------------------------	----

PASSING YARDS

Matt Corral	558-of-834	7,712 yards
John Rhys Plumlee	85-of-158	981 yards

RUSHING YARDS

Jerrion Ealy	347 attempts	2,055 yards
Snoop Conner	273 attempts	1,442 yards
Matt Corral	267 attempts	1,247 yards
John Rhys Plumlee	189 attempts	1,190 yards
Henry Parrish Jr.	154 attempts	792 yards

RECEIVING YARDS

Braylon Sanders	61 catches	1,333 yards
Dontario Drummond	82 catches	1,318 yards
Jonathan Mingo	51 catches	741 yards
Jerrion Ealy	50 catches	467 yards
Dannis Jackson	18 catches	297 yards
Jahcour Pearson	21 catches	288 yards
John Rhys Plumlee	23 catches	280 yards
Casey Kelly	24 catches	256 yards
Snoop Conner	27 catches	205 yards
Jadon Jackson	15 catches	171 yards
Henry Parrish Jr.	18 catches	162 yards
Chase Rogers	12 catches	111 yards

TOUCHDOWNS

Matt Corral	73	56 passing
		17 rushing
Snoop Conner	24	24 rushing
Jerrion Ealy	23	19 rushing
		2 receiving
		2 return
John Rhys Plumlee	17	12 rushing
		5 passing
Dontario Drummond	15	14 receiving
		1 rushing
Braylon Sanders	9	9 receiving
Jonathan Mingo	7	7 receiving
Henry Parrish	4	4 rushing
Jaylon Jones	2	2 return
Casey Kelly	2	2 receiving
Dannis Jackson	2	2 receiving

GAME CAPTAINS

UL: M. Corral, O. Reese, B. Sanders
 AP: C. Campbell, D. Drummond, J. Porchivina, K. Smith
 TUL: B. Brown, O. Reese, J. Mingo
 BAMA: M. Corral, J. Ealy, C. Campbell
 ARK: M. Brown, S. Conner, K. Hill
 TENN: N. Broeker, D. Drummond, C. Johnson
 LSU: N. Broeker, M. Robinson, J. Springer
 AUB: T. Robinson, C. Campbell, C. Kelly
 LIB: KD Hill, J. James, J. Springer
 TAMU: S. Conner, C. Johnson, O. Reese
 VANDY:
 MSU:

COIN TOSSES

	Coin Toss	Game Result
UL:	Lost	W, 43-24
AP:	Won	W, 54-17
TUL:	Lost	W, 61-21
BAMA:	Lost	L, 21-42
ARK:	Lost	W, 52-51
TENN:	Lost	W, 31-26
LSU:	Won	W, 31-17
AUB:	Won	L, 20-31
LIB:	Won	W, 27-14
TAMU:	Lost	W, 29-19
VANDY:		
MSU:		

HOTTY TODDY

The popular Ole Miss cheer goes like this:

Are You Ready?
Hell Yeah! Damn Right!
Hotty Toddy, Gosh Almighty,
Who The Hell Are We? Hey!
Flim Flam, Bim Bam
Ole Miss By Damn!

CAREER STARTS BY POSITION

OFFENSE

QB
 Corral (24)
 Plumlee (8)

RB
 Ealy (19)
 Parrish (4)
 Woullard (2)
 Conner (2)

WR
 Drummond (28)
 Mingo (23)
 Sanders (15)
 Pearson (7)
 J. Jackson (4)
 D. Jackson (1)
 Plumlee (1)

TE
 Rogers (5)
 Kelly (5)

LT
 Broeker (20)

LG
 Warren (12)
 Melton (2)
 McIntyre (2)
 Rhodes (1)
 Cunningham (1)
 Acker (1)

C
 B. Brown (10)
 Umana (9)
 Ramsey (1)

RG
 B. Brown (30)
 James (10)
 Warren (4)
 Melton (2)

RT
 James (10)

DEFENSE

DE
 S. Williams (24)
 C. Johnson (8)
 T. Tisdale (6)
 T. Robinson (5)
 Iton (2)
 Mack (1)
 Northern (1)

NT
 Hill (14)
 Bivens (4)
 Northern (3)
 David (1)

LB
 Henry (22)
 Sanogo (20)
 Campbell (10)
 M. Robinson (7)
 Knox (2)
 Keys (1)
 Cistrunk (1)

S
 Finley (18)
 Reese (13)
 J. Jones (10)
 T. Johnson (8)
 Jordan (6)
 Springer (6)
 K. Smith (5)
 Gill (1)

CB
 K. Smith (23)
 J. Jones (16)
 Leonard (10)
 Prince (8)
 Hawkins (6)
 Richardson (2)

CFB PLAYOFF RANKINGS

Week 11		
Rank	Team	Record
1	Georgia	9-0
2	Alabama	8-1
3	Oregon	8-1
4	Ohio State	8-1
5	Cincinnati	9-0
6	Michigan	8-1
7	Michigan State	8-1
8	Oklahoma	9-0
9	Notre Dame	8-1
10	Oklahoma State	8-1
11	Texas A&M	7-2
12	Wake Forest	8-1
13	Baylor	7-2
14	BYU	8-2
15	Ole Miss	7-2
16	NC State	7-2
17	Auburn	6-3
18	Wisconsin	6-3
19	Purdue	6-3
20	Iowa	7-2
21	Pittsburgh	7-2
22	San Diego State	8-1
23	UTSA	9-0
24	Utah	6-3
25	Arkansas	6-3

ASSOCIATED PRESS POLL

Week 12			
Rank	Team	Record	Points
1	Georgia (62)	10-0	1550
2	Alabama	9-1	1449
3	Cincinnati	10-0	1420
4	Oregon	9-1	1353
5	Ohio State	9-1	1341
6	Notre Dame	9-1	1175
7	Michigan State	9-1	1161
8	Michigan	9-1	1134
9	Oklahoma State	9-1	1106
10	Ole Miss	8-2	943
11	Baylor	8-2	882
12	Oklahoma	9-1	870
13	Wake Forest	9-1	851
14	BYU	8-2	671
15	UTSA	10-0	591
16	Texas A&M	7-3	583
17	Houston	9-1	509
18	Iowa	8-2	491
19	Wisconsin	7-3	467
20	Pittsburgh	8-2	358
21	Arkansas	7-3	277
22	Louisiana	9-1	261
23	San Diego State	9-1	239
24	Utah	7-3	141
25	NC State	7-3	95

Others receiving votes: **Mississippi State (52)**, **Auburn (43)**, *Appalachian State (32)*, *Penn State (31)*, *Coastal Carolina (28)*, *Kansas State (12)*, *Utah State (12)*, *SMU (9)*, **Kentucky (9)**, *Purdue (4)*

COACHES POLL

Week 12			
Rank	Team	Record	Points
1	Georgia (62)	10-0	1550
2	Alabama	9-1	1464
3	Cincinnati	10-0	1401
4	Ohio State	9-1	1363
5	Oregon	9-1	1320
6	Notre Dame	9-1	1181
7	Michigan	9-1	1153
8	Michigan State	9-1	1139
9	Oklahoma State	9-1	1102
10	Ole Miss	8-2	948
11	Oklahoma	9-1	878
12	Wake Forest	9-1	847
13	Baylor	8-2	826
14	Iowa	8-2	637
15	BYU	8-2	605
16	Texas A&M	7-3	560
17	Houston	9-1	541
18	UTSA	10-0	528
19	Pittsburgh	8-2	446
20	Wisconsin	7-3	407
21	Louisiana	9-1	239
22	Arkansas	7-3	212
23	San Diego State	9-1	210
24	NC State	7-3	138
25	Utah	7-3	133

Others receiving votes: **Kentucky (113)**, *SMU (45)*, *Coastal Carolina (34)*, *Appalachian State (31)*, **Mississippi State (26)**, *Penn State (20)*, **Auburn (18)**, *Utah State (9)*, *Purdue (7)*, *Louisville (18)*, *Kansas State (4)*, *Fresno State (3)*, *Clemson (4)*, *Arizona State (2)*

HONORS

NICK BROEKER, OL

- SEC Offensive Lineman of the Week (Oct. 9)
- Outland Trophy Watch List
- Preseason All-American Third Team (Media, 247Sports)
- Preseason All-American Fourth Team (Phil Steele)
- Preseason All-SEC Second Team (Phil Steele, Athlon)
- Preseason All-SEC Third Team (Media)

BEN BROWN, OL

- Preseason All-SEC Team (College Football News)
- Preseason All-SEC Third Team (Media)
- Preseason All-SEC Fourth Team (Athlon)

MAC BROWN, P

- Wuerffel Trophy Semifinalist
- Allstate AFCA Good Works Team
- Ray Guy Award Watch List
- Preseason All-SEC Third Team (Media)

CHANCE CAMPBELL, LB

- SEC Defensive Player of the Week (Oct. 23)
- Preseason All-SEC Second Team (PFF)

MATT CORRAL, QB

- SEC Co-Offensive Player of the Week (Oct. 16)
- Davey O'Brien Award's Great 8 List (Oct. 16)
- Davey O'Brien Award's Great 8 List (Oct. 9)
- Manning Award Star of the Week (Oct. 9)
- CFPA National Performer of the Week (Oct. 9)
- Walter Camp FBS Player of the Week (Sept. 18)
- Davey O'Brien Award Quarterback of the Week (Sept. 18)
- SEC Offensive Player of the Week (Sept. 18)
- CFPA National Performer of the Week (Sept. 18)
- Walter Camp FBS Player of the Week (Sept. 11)
- Maxwell Award Semifinalist
- Johnny Unitas Golden Arm Award Top 10
- Davey O'Brien Award Semifinalist
- Walter Camp Player of the Year Semifinalist
- Manning Award Watch List
- Preseason All-American Third Team (Phil Steele)
- Preseason All-SEC Team (Media, PFF, Phil Steele, Athlon)

CADEN COSTA, K

- SEC Co-Freshman of the Week (Sept. 6)
- Preseason True Freshman All-American (247Sports)

DONTARIO DRUMMOND, WR

- Preseason All-SEC Third Team (Phil Steele, Athlon)

JERRION EALY, RB

- Doak Walker Award Watch List
- Maxwell Award Watch List
- Paul Hornung Award Watch List
- Preseason All-American First Team: AP (Phil Steele)
- Preseason All-American Third Team: RB (Media, Athlon)
- Preseason All-SEC First Team: AP (Media, Athlon)
- Preseason All-SEC First Team: RS (Media)
- Preseason All-SEC Second Team: RB (PFF)
- Preseason All-SEC Third Team: RB (Phil Steele)
- Preseason All-SEC Third Team: KR (Athlon)
- Preseason All-SEC Fourth Team: KR (Phil Steele)
- Preseason All-SEC Honorable Mention: KR (PFF)

LAKIA HENRY, LB

- Butkus Award Watch List

JEREMY JAMES, OL

- SEC Offensive Lineman of the Week (Sept. 18)
- Preseason All-SEC Third Team (Athlon)
- Preseason All-SEC Honorable Mention (PFF)

TYSHEEM JOHNSON, DB

- Preseason True Freshman All-American (247Sports)

MARK ROBINSON, LB

- Burlsworth Trophy Nominee

TYWONE MALONE, DL

- Preseason True Freshman All-American (ESPN)

SAM WILLIAMS, DL

- SEC Co-Defensive Lineman of the Week (Oct. 23)
- Butkus Award Watch List
- Ted Hendricks Award Watch List
- Preseason All-SEC Fourth Team (Phil Steele, Athlon)

OLE MISS RECORD BOOK UPDATES

TEAM - SEASON

TOTAL OFFENSE - PER GAME

Year	Avg.
1. 2020	555.5
2. 2021	522.2
3. 2015	517.8
4. 2018	510.5
5. 2013	473.3
6. 2016	464.3
7. 2017	462.3
8. 2019	445.2
9. 2003	433.2
10. 2012	423.8

TOTAL OFFENSE - AVG. PER PLAY

Year	Avg.
1. 2018	7.1
2015	7.1
3. 2020	7.0
4. 2017	6.9
5. 2021	6.6
6. 1961	6.3
7. 2016	6.2
2008	6.2
9. 2019	6.0
2003	6.0
2013	6.0
2014	6.0

RUSHING YARDS - PER GAME

Year	Yds.
1. 1957	306.3
2. 1951	279.6
3. 1949	252.0
4. 2019	251.2
5. 1952	242.9
6. 2021	239.8
7. 1962	239.1
1959	239.1
9. 1961	236.5
10. 1954	232.1

PASSING YARDS - PER GAME

Year	Yds.
1. 2018	346.4
2. 2020	344.9
3. 2015	334.7
4. 2017	328.4
5. 2016	314.9
6. 2003	286.0
7. 2013	283.3
8. 2021	282.4
9. 2001	270.7
10. 2002	264.4

INDIVIDUAL - CAREER

PASSING YARDS

Player, Years	Yds
1. Eli Manning, 2000-03	10,119
2. Bo Wallace, 2012-14	9,534
3. Matt Corral, 2018-Present	7,712
4. Chad Kelly, 2015-16	6,800
5. Romero Miller, 1997-2000	6,311
6. Kent Austin, 1981-85	6,184
7. Jordan Ta'amu, 2017-2018	5,600
8. John Fourcade, 1978-81	5,412
9. Jevan Snead, 2009-09	5,394
10. Mark Young, 1985-88	4,971

PASSING TOUCHDOWNS

Player, Years	No.
1. Eli Manning, 2000-03	81
2. Bo Wallace, 2012-14	62
3. Matt Corral, 2018-Present	54
4. Chad Kelly, 2015-16	50
5. Jevan Snead, 2008-09	46
6. Romaro Miller, 1997-2000	43
7. Archie Manning, 1968-70	31
Kent Austin, 1981-85	31
Mark Young, 1985-88	31
10. Jordan Ta'amu, 2017-18	30

COMPLETION PERCENTAGE

Player, Years (Comp/Att)	Pct.
1. Matt Corral, 2018-Present (558/835)	66.8
2. Jordan Ta'amu, 2017-18 (381/591)	64.5
3. Chad Kelly, 2015-16 (503/786)	64.0
4. Bo Wallace, 2012-14 (747/1,186)	63.0
5. Eli Manning, 2000-03 (829/1363)	60.8
Stewart Partridge, 1994, 1996-97 (310/510)	60.8
7. Kent Austin, 1981-85 (566/981)	57.7
8. Josh Nelseon, 1994-95 (311/558)	55.7
9. Jevan Snead, 2008-09 (375/678)	55.3
10. Romaro Miller, 1997-2000 (497/902)	55.1

PASSING ATTEMPTS

Player, Years	No.
1. Eli Manning, 2000-03	1,363
2. Bo Wallace, 2012-14	1,186
3. Kent Austin, 1981-85	981
4. Romaro Miller, 1997-2000	902
5. Matt Corral, 2018-Present	835
6. John Fourcade, 1978-81	819
7. Mark Young, 1985-88	809
8. Chad Kelly, 2015-16	786
9. Archie Manning, 1968-70	761
10. Jevan Snead, 2008-09	678

PASSING COMPLETIONS

Player, Years	No.
1. Eli Manning, 2000-03	829
2. Bo Wallace, 2012-14	747
3. Kent Austin, 1981-85	566
4. Matt Corral, 2018-Present	558
5. Chad Kelly, 2015-16	503
6. Romaro Miller, 1997-2000	497
7. John Fourcade, 1978-81	445
8. Mark Young, 1985-88	410
9. Archie Manning, 1968-70	395
10. Jordan Ta'amu, 2017-18	381

YARDS PER ATTEMPT

Player, Years (Yards/Att)	Pct.
1. Jordan Ta'amu, 2017-18 (5,600/591)	9.5
2. Matt Corral, 2018-Present (7,712/835)	9.2
3. Chad Kelly, 2015-16 (6,800/786)	8.7
4. Bo Wallace, 2012-14 (9,534/1,186)	8.04
5. Jevan Snead, 2008-09 (5,394/678)	7.96
6. Eli Manning, 2000-03 (10,119/1,363)	7.4
7. Romaro Miller, 1997-2000 (6,311/902)	7.0
8. Stewart Partridge, 1994, 96-97 (3,564/510)	7.0
9. Russ Shows, 1989-92 (3,778/560)	6.7
10. Josh Nelson, 1994-95 (3,703/558)	6.6

YARDS PER COMPLETION

Player, Years (Yards/Comp)	Pct.
1. Jordan Ta'amu, 2017-18 (5,600/381)	14.7
2. Jevan Snead, 2008-09 (5,394/375)	14.4
3. Matt Corral, 2018-Present (7,712/558)	13.8
4. Russ Shows, 1989-92 (3,778/279)	13.54
5. Chad Kelly, 2015-16 (6,800/503)	13.52
6. Bo Wallace, 2012-14 (9,534/747)	12.8
7. Romaro Miller, 1997-2000 (6,311/497)	12.7
8. Eli Manning, 2000-03 (10,119/829)	12.2
9. John Fourcade, 1978-81 (5,412/445)	12.2
10. Mark Young, 1985-88 (4,971/410)	12.1

300-YARD PASSING GAMES

Player, Years	No.
1. Jordan Ta'amu, 2017-18	12
Chad Kelly, 2015-16	12
3. Bo Wallace, 2012-14	11
4. Matt Corral, 2018-Present	10
Eli Manning, 2000-03	10
6. Shea Patterson, 2016-17	7
7. Romaro Miller, 1997-2000	3
Stewart Partridge, 1994, 1996-97	3
Archie Manning, 1968-70	3

RUSHING YARDS

Player, Years	Yds
1. Deuce McAllister, RB, 1997-2000	3,060
2. Joe Gunn, RB, 1998-2001	2,749
3. Kayo Dottley, FB, 1947-50	2,654
4. Brandon Bolden, RB, 2008-11	2,604
5. Dou Innocent, FB-RB, 1991-92, 1994-95	2,322
6. BenJarvus Green-Ellis, RB, 2006-07	2,137
7. Leon Perry, FB, 1976-79	2,135
8. Jerriion Ealy, 2019-Present	2,055
9. Jaylen Walton, RB, 2012-15	1,957
10. Dexter McCluster, RB-WR, 2006-09	1,955

RUSHING TOUCHDOWNS

Player, Years	No.
1. Deuce McAllister, 1997-2000	37
2. Brandon Bolden, 2008-11	27
3. Archie Manning, 1968-70	25
4. Snoop Conner, 2019-Present	24
5. John Fourcade, 1978-81	22
Joe Gunn, 1998-2001	22
7. Kayo Dottley, 1947-50	21
Randy Baldwin, 1989-90	20
9. Jerriion Ealy, 2019-Present	19
Merle Hapes, 1939-41	19
Bo Wallace, 2012-14	19

OLE MISS RECORD BOOK UPDATES

INDIVIDUAL - SEASON

PASSING YARDS

Player, Year	Yds
1. Chad Kelly, 2015	4,042
2. Jordan Ta'amu, 2018	3,918
3. Eli Manning, 2003	3,600
4. Eli Manning, 2002	3,401
5. Bo Wallace, 2013	3,346
6. Matt Corral, 2020	3,337
7. Bo Wallace, 2014	3,194
8. Bo Wallace, 2012	2,994
9. Eli Manning, 2001	2,948
10. Matt Corral, 2021	2,774

RUSHING TOUCHDOWNS

Player, Year	No.
1. Kayo Dottley, 1949	14
Archie Manning, 1969	14
Deuce McAllister, 2000	14
Brandon Bolden, 2010	14
5. Deuce McAllister, 1999	12
Scottie Phillips, 2018	12
John Rhys Plumlee, 2019	12
7. Snoop Conner, 2021	11
Parker Hall, 1938	11
Charlie Flowers, 1959	11
Stephen Ainsworth, 1971	11
Randy Baldwin, 1990	11
-- Matt Corral, 2021	10

TOTAL OFFENSE

Player, Year	Yds
1. Chad Kelly, 2014	4,542
2. Jordan Ta'amu, 2018	4,260
3. Matt Corral, 2020	3,843
4. Bo Wallace, 2013	3,701
5. Eli Manning, 2003	3,572
6. Bo Wallace, 2014	3,393
7. Matt Corral, 2021	3,316
8. Bo Wallace, 2012	3,384
9. Eli Manning, 2002	3,281
10. Chad Kelly, 2016	3,090

TOUCHDOWNS RESPONSIBLE FOR

Player, Year	No.
1. Chad Kelly, 2015	41
2. Matt Corral, 2020	33
3. Eli Manning, 2003	32
4. Bo Wallace, 2012	31
Eli Manning, 2001	31
6. Jevan Snead, 2008	29
Charlie Connerly, 1947	29
8. Matt Corral, 2021	27
Bo Wallace, 2014	27
10. Jordan Ta'amu, 2018	25

INDIVIDUAL - CAREER

RECEIVING TOUCHDOWNS

Player, Years	No.
1. Chris Collins, 2000-03	24
2. Shay Hodge, 2006-09	22
3. Laquon Treadwell, 2013-15	21
4. Donte Moncrief, 2011-13	20
5. A.J. Brown, 2016-18	19
6. Elijah Moore, 2018-20	16
Grant Heard, 1996-2000	16
8. Evan Ingram, 2013-16	15
Mike Wallace, 2005-08	15
10. Dontario Drummond, 2019-Present	14
D.K. Metcalf, 2016-18	14
DaMarkus Lodge, 2015-18	14

100-YARD RECEIVING GAMES

Player, Years	No.
1. A.J. Brown, 2016-18	12
2. Elijah Moore, 2018-20	11
Chris Collins, 2000-03	11
4. Donte Moncrief, 2011-13	9
Laquon Treadwell, 2013-15	9
6. Evan Ingram, 2013-16	7
7. Shay Hodge, 2006-09	6
Mike Wallace, 2005-08	6
9. Floyd Franks, 1968-70	5
Vince Sanders, 2011-14	4
D.K. Metcalf, 2016-18	4
-- Dontario Drummond, 2019-Present	3
-- Braylon Sanders, 2017-Present	3

TOTAL OFFENSE

Player, Years	Yds
1. Bo Wallace, 2012-14	10,478
2. Eli Manning, 2000-03	9,984
3. Matt Corral, 2018-Present	8,959
4. Chad Kelly, 2015-16	7,632
5. John Fourcade, 1978-81	6,713
6. Romaro Miller, 1997-2000	6,413
7. Kent Austin, 1981-85	6,179
8. Jordan Ta'amu, 2017-18	6,107
9. Archie Manning, 1968-70	5,576
10. Jevan Snead, 2009-09	5,555

TOUCHDOWNS RESPONSIBLE FOR

Player, Years	No.
1. Eli Manning, 2000-03	86
2. Bo Wallace, 2012-14	82
3. Matt Corral, 2018-Present	71
4. Chad Kelly, 2015-16	65
5. Archie Manning, 1968-70	56
6. Jevan Snead, 2009-09	52
7. John Fourcade, 1978-81	47
8. Romaro Miller, 1997-2000	46
9. Deuce McAllister, 1997-2000	42
10. Charlie Connerly, 1942, 1946-47	40
Jordan Ta'amu, 2017-18	40

AVERAGE YARDS PER PLAY

Player, Years (Plays-Yards)	No.
1. Jordan Ta'amu, 2017-18 (765-6107)	7.99
2. Chad Kelly, 2015-16 (974-7,632)	7.84
3. Matt Corral, 2018-Present (1144-8959)	7.83
4. Jevan Snead, 2008-09 (787-5,555)	7.06
5. Shea Patterson, 2016-17 (481-3,292)	6.84
6. Eli Manning, 2000-03 (1,491-9,984)	6.70
7. Bo Wallace, 2012-14 (1,581-10,478)	6.63
8. Stewart Patridge, 1994; 1996-97 (408-2,559)	6.27
9. Romaro Miller, 1997-2000 (1,031-6,413)	6.22
10. Jeremiah Masoli, 2010 (417-2,583)	6.19

TOTAL OFFENSIVE PLAYS

Player, Years	No.
1. Bo Wallace, 2012-14	1,581
2. Eli Manning, 2000-03	1,491
3. John Fourcade, 1978-81	1,275
4. Kent Austin, 1981-85	1,252
5. Matt Corral, 2018-Present	1,144
6. Archie Manning, 1968-70	1,077
7. Romaro Miller, 1997-2000	1,031
8. Mark Young, 1985-88	1,013
9. Chad Kelly, 2015-16	974
10. Jevan Snead, 2008-09	787

PUNTING AVG.

Player, Years	Yds
1. Merle Hapes, 1939-41	46.0
2. Gary Wunderlich, 2014-17	44.8
3. Tyler Campbell, 2009-13	44.6
4. Bill Smith, 1983-86	44.3
5. Mac Brown, 2017-Present	43.7
6. Jim Miller, 1976-79	43.4
7. Charlie Connerly, 1946-47	43.0
Frank Lambert, 1962-64	43.0
9. Will Gleeson, 2014-16	42.6
10. Cody Ridgeway, 2001-04	42.1

PUNTS

Player, Years	Yds
1. Jim Miller, 1976-79	266
2. Bill Smith, 1983-86	254
3. Cody Ridgeway, 2001-04	238
4. Tyler Campbell, 2009-13	226
5. Julian Gagan, 1967-69	199
6. Will Gleeson, 2014-16	180
7. Mac Brown, 2017-Present	169
8. Darryl Graham 1980-82	160
9. Chuck Norman, 1965-66	127
10. Charlie Connerly, 1946-47	110

HEAD COACH LANE KIFFIN

Lane Kiffin is in his second season in Oxford after leading the Rebels to a 5-5 record and a Outback Bowl victory over No. 7 Indiana in 2020.

Kiffin quickly turned the Rebels into an offensive machine in 2020. Ole Miss ranked top 20 in the FBS in nine different offensive categories, including having the No. 3 team in the country in total offense, shattering the school record with 555.5 yards per game.

The Rebels broke the SEC record for total offense in conference games (562.4 ypg), besting LSU's mark of 550.0 yards per game set during the Tigers' run to a national title in 2019.

The offensive explosion by the Rebels came as no surprise, as Kiffin has shown a propensity in helping turn programs around. In his first season at FAU, USC and Tennessee, Kiffin's team improved in win differential (+3.33), scoring (+10.2), passing (+34.5 ypg) and rushing (+51.3 ypg).

Kiffin has more than 11 years of head coaching experience, including 10 years at the NCAA level where he has posted an all-time record of 74-41.

In December 2016, Kiffin took over an FAU program that had won a total of nine combined games over the previous three seasons. Kiffin proceeded to take the Owls to new heights over the last three years, including two conference titles and two 10-win seasons.

Kiffin led the Owls to a 10-3 record in 2019, including a 49-6 win over UAB in the Conference USA Championship Game. The Owls led the nation in interceptions (19) and turnovers gained (29). FAU also led C-USA in scoring offense (34.1), red zone offense (0.911), fumbles lost (3) and turnover margin (1.58).

In his first season in Boca Raton, Kiffin started 1-3 but reeled off a program-high 10 consecutive wins to finish the 2017 campaign at 11-3. The Owls' 11 victories were two more than the previous three seasons combined and earned the program votes in national polls. The seven-game improvement tied for the fifth-best turnaround in FBS history.

Kiffin joined the FAU Owls after three seasons at the University of Alabama, where he served as the Tide's offensive coordinator and quarterbacks coach. He was a finalist for the Frank Broyles Award in 2014, which goes to the country's best assistant coach.

His final season with the Tide, Kiffin mentored Jalen Hurts, the first freshman to start at quarterback in head coach Nick Saban's career. Hurts finished 13-1 as the starting QB and guided Alabama to an SEC title and to the National Championship game. Hurts was a Freshman All-American, the SEC Offensive Player of the Year and the SEC Freshman of the Year.

He spent the previous three-plus seasons as the head coach at Southern California, where he compiled a record of 28-15. Kiffin's 2012 USC squad went 7-6 overall and 5-4 in the Pac-12 South, good for second place. Wide receiver Marquise Lee was a unanimous first team All-American and won the Biletnikoff Award while also being named the Pac-12 Offensive Player of the Year.

Prior to his tenure at Southern California, Kiffin served as the head coach at Tennessee in 2009. He led the Volunteers to a second-place finish in the SEC East and an appearance in the Chick-fil-A Bowl. The Volunteers' offense jumped at least 34 places in every national statistical category over the 2008 figures.

Kiffin came to Tennessee from the Oakland Raiders, where he served as head coach from 2007-08. At 31, he was the youngest head coach in the NFL's modern era. Oakland's offense significantly improved in his first year, up 7.2 points per game and 48.6 yards per game from 2006.

Prior to his first head coaching job, Kiffin spent six years as an assistant coach for Pete Carroll at Southern California, including two years as the offensive coordinator (2005-06). During his first tenure with the Trojans, USC captured two national championships and compiled a 65-12 record. Kiffin was promoted to passing game coordinator in 2004 and helped Matt Leinart win the Heisman Trophy as he passed for 3,322 yards with 33 touchdowns and just six interceptions.

Kiffin graduated from Fresno State in 1998 after playing quarterback for three seasons (1994-96) for the Bulldogs. He began his coaching career as a student assistant at Fresno State under Pat Hill in 1997 and 1998. He moved on to Colorado State in 1999 as a graduate assistant. He spent the 2000 season as defensive quality control assistant with the Jacksonville Jaguars under Tom Coughlin.



THE KIFFIN FILE

PERSONAL INFORMATION

BORN: May 9, 1975

EDUCATION: Fresno State (1998)

FAMILY: Landry and Presley (daughters); Knox (son)

COACHING EXPERIENCE

Ole Miss (Head Coach, 2000-Pres.)

FAU (Head Coach, 2017-19)

Alabama (Off. Coordinator/QBs, 2014-16)

USC (Head Coach, 2010-13)

Tennessee (Head Coach, 2009)

Oakland Raiders (Head Coach, 2007-08)

USC (Passing Game & Off. Coordinator, 2005-06)

USC (Wide Receivers, 2002-04)

USC (Tight Ends, 2001)

Jacksonville Jaguars (Off. Quality Control, 2000)

Colorado State (Graduate Assistant, 1999)

Fresno State (Student Assistant, 1997-98)

COLLEGIATE HEAD COACHING RECORD

Year	School/Team	Record	Finish
2009	Tennessee	7-6	T-2nd SEC East
2010	USC	8-5	T-3rd Pac-10
2011	USC	10-2	1st Pac-12 South
2012	USC	7-6	T-2nd Pac-12 South
2013	USC	3-2	--
2017	FAU	11-3	1st C-USA East
2018	FAU	5-7	5th C-USA East
2019	FAU	10-3	1st C-USA East
2020	Ole Miss	5-5	5th SEC West
2021	Ole Miss	8-2	--
Totals (10 seasons)		74-41 (.643)	

COACHING STAFF LOCATIONS

On the field:

Lane Kiffin	Head Coach
Randall Joyner	Defensive Line
Terrell Buckley	Cornerbacks
Jake Thornton	Running Game Coord./Offensive Line
D.J. Durkin	Co-Defensive Coord./Linebackers
John David Baker	Passing Game Coord./Tight Ends
Coleman Hutzler	Special Teams Coord.
Derrick Nix	Wide Receivers
Kevin Smith	Running Backs
Buddy Brosky	Defensive GA
Da'Von Brown	Offensive GA
Quincy Casimir	Defensive GA

In the press box:

Jeff Lebby	Offensive Coord./Quarterbacks
Chris Partridge	Co-Defensive Coord./Safeties
Austin Shepherd	Offensive GA



John David Baker
Passing Game Coord./
Tight Ends



Terrell Buckley
Cornerbacks




D.J. Durkin
Co-Defensive Coord./
Linebackers



Coleman Hutzler
Special Teams Coord.



Randall Joyner
Defensive Line



Jeff Lebby
Offensive Coord./
Quarterbacks



Derrick Nix
Wide Receivers



Chris Partridge
Co-Defensive Coord./
Safeties



Kevin Smith
Running Backs



Jake Thornton
Offensive Line

ALPHABETICAL

No.	Name	Pos.
73	Eli Acker	OL
7	Luke Altmeyer	QB
30	Zikerrion Baker	LB
6	Miles Battle	DB
34	DJ Beckum	WR
15	Derek Bermudez	DB
94	Quentin Bivens	DL
72	Tobias Braun	OL
37	Kyndrich Breedlove	DB
14	Marc Britt II	WR
64	Nick Broeker	OL
55	Ben Brown	OL
88	Bralon Brown	WR
12	Jakivuan Brown	OLB
96	Mac Brown	P
28	Markevious Brown	DB
89	Brandon Buckhaultner	WR
3	Kentrel Bullock	RB
74	Erick Cade	OL
44	Chance Campbell	LB
36	Ashanti Cistrunk	LB
17	Demon Clowney	OLB
70	Carter Colquitt	OL
24	Snoop Conner	RB
2	Matt Corral	QB
43	Caden Costa	K
52	LeDarius Cox	OL
65	Peyton Cox	OL
50	Jalen Cunningham	OL
16	MJ Daniels	DB
93	Sincere David	DL
84	Qua Davis	WR
12	Kinthead Dent	QB
40	Jalen Denton	DB
98	Jaden Dicks	DL
11	Dontario Drummond	WR
9	Jerrion Ealy	RB
21	AJ Finley	DB
14	Daylen Gill	LB
97	Jamond Gordon	DL
21	Alex Grado	QB
40	Jack Greer	TE
48	Andrew Griffith	LB
77	Hamilton Hall	OL
23	Jakorey Hawkins	DB
92	JJ Hawkins	DL
86	JJ Henry	WR
0	Lakia Henry	LB
80	Jonathan Hess	TE
55	KD Hill	DL
96	Isaiah Iton	DL
5	Dannis Jackson	WR
17	Jadon Jackson	WR
78	Jeremy James	OL
16	Jordan Jernigan	WR
45	Amani Johnson	DL
19	Brice Johnson	WR
33	Cedric Johnson	OLB
27	Tysheem Johnson	DB
31	Jaylon Jones	DB
29	Matt Jones	RB
2	Jalen Jordan	DB
81	Casey Kelly	TE
11	Austin Keys	LB
4	Tylan Knight	DB
27	Jalen Knox	WR
82	Luke Knox	TE
57	Clayton Ladd	DL
41	Solomon Landrum	LS
49	Jared Lawrence	LS
24	Deane Leonard	DB
50	Patrick Lucas Jr.	DL
9	Brandon Mack	OLB
90	Tywone Malone	DL
30	Fred McAfee	RB

NUMERICAL

No.	Name	Pos.	Ht.	Wt.	Yr.	Hometown/Previous School(s)
0	Lakia Henry	LB	5-11	230	SR-2L	Vidalia, Ga./Vidalia/Dodge City CC
0	Jahcour Pearson	WR	5-8	190	SR-TR	Fort Lauderdale, Fla./Flanagan/Western Kentucky
1	Jonathan Mingo	WR	6-2	225	JR-2L	Brandon, Miss./Brandon
1	Jake Springer	DB	6-1	205	SR-SQ	Kansas City, Mo./Park Hill South/Navy
2	Matt Corral	QB	6-2	205	JR-3L	Ventura, Calif./Long Beach Poly
2	Jalen Jordan	DB	5-9	180	JR-2L	Lake Cormorant, Miss./Lake Cormorant
3	Kentrel Bullock	RB	5-10	210	SO-1L	Columbia, Miss./Columbia
3	Otis Reese	DB	6-3	215	SR*-1L	Leesburg, Ga./Lee County/Georgia
4	Tylan Knight	DB	5-7	175	SR*-3L	Pearl, Miss./Pearl
4	Tyrrell Pigrome	QB	5-10	200	SR-TR	Birmingham, Ala./Clay-Chalkville/WKU
5	Dannis Jackson	WR	5-11	175	JR-2L	Sumrall, Miss./Sumrall
5	Deantre Prince	DB	6-0	180	JR-TR	Charleston, Miss./Charleston/Northeast Mississippi CC
6	Miles Battle	DB	6-4	205	JR-3L	Houston, Texas/Cy Creek
7	Luke Altmeyer	QB	6-1	205	FR-HS	Starkville, Miss./Starkville
7	Sam Williams	DL	6-4	265	SR-2L	Montgomery, Ala./Lee/ Northeast Mississippi CC
9	Jerrion Ealy	RB	5-9	185	JR-2L	Walnut Grove, Miss./Jackson Prep
9	Brandon Mack	OLB	6-3	245	SO-1L	Montgomery, Ala./Jefferson Davis
10	John Rhys Plumlee	WR	6-0	200	JR-2L	Hattiesburg, Miss./Oak Grove
11	Dontario Drummond	WR	6-1	220	SR-2L	Laurel, Miss./Laurel/East Mississippi CC
11	Austin Keys	LB	6-2	240	FR-RS	Collins, Miss./Seminary
12	Jakivuan Brown	OLB	6-2	250	SO-1L	Horn Lake, Miss./Horn Lake
12	Kinthead Dent	QB	6-5	210	SO-1L	Yazoo City, Miss./Jackson Academy
13	Braylon Sanders	WR	6-0	195	SR-4L	Hogansville, Ga./Callaway
14	Marc Britt II	WR	6-1	185	FR-RS	Carol City, Fla./Dade Christian
14	Daylen Gill	LB	5-11	225	SR*-1L	Louisville, Miss./Louisville/Jones College
15	Derek Bermudez	DB	6-1	190	FR-RS	Jacksonville, Fla./Sandalwood
15	Sellers Shy	WR	6-0	190	SO-1L	Memphis, Tenn./Memphis University School
16	MJ Daniels	DB	6-1	210	FR-HS	Lucedale, Miss./George County
16	Jordan Jernigan	WR	6-0	200	SO-2L	Tupelo, Miss./Tupelo
17	Demon Clowney	OLB	6-3	255	FR-RS	Baltimore, Md./St. Frances Academy
17	Jadon Jackson	WR	6-1	195	SO-2L	Centerton, Ark./Bentonville West
19	Brice Johnson	WR	6-0	185	SO-1L	Greenville, Miss./Saint Joseph Catholic
19	Terrell Vassel	DB	5-11	195	SR-TR	East Orange, N.J./DePaul Catholic/Austin Peay
20	Keidron Smith	DB	6-2	210	SR*-3L	West Palm Beach, Fla./Oxbridge Academy
21	AJ Finley	DB	6-2	210	JR-2L	Mobile, Ala./St. Paul's Episcopal School
21	Alex Grado	QB	6-0	200	FR-HS	Los Gatos, Calif./Los Gatos
22	Tariqious Tisdale	DL	6-5	290	SR-3L	Lexington, Tenn./Lexington/Northwest Mississippi CC
23	Jakorey Hawkins	DB	5-11	195	JR-3L	Montgomery, Ala./Lee
23	Nevin Wells	WR	6-1	185	JR-1L	Jackson, Miss./Jackson Prep
24	Snoop Conner	RB	5-10	220	JR-2L	Hattiesburg, Miss./Hattiesburg
24	Deane Leonard	DB	6-0	195	SR-1L	Calgary, Alberta/Notre Dame/Calgary
25	Henry Parrish Jr.	RB	5-10	190	SO-1L	Goulds, Fla./Columbus
25	Trey Washington	DB	5-10	205	FR-HS	Trussville, Ala./Hewitt-Trussville
26	Isaiah Woullard	RB	5-8	210	SR*-3L	Hattiesburg, Miss./Presbyterian Christian
27	Tysheem Johnson	DB	5-9	205	FR-HS	Philadelphia, Pa./Neumann Goretti
27	Jalen Knox	WR	6-0	210	SR*-TR	Arlington, Texas/Mansfield Timberview/Missouri
28	Markevious Brown	DB	5-10	180	FR-HS	Pahokee, Fla./IMG Academy
28	Damarcus Thomas	TE	6-2	255	SO-1L	Whatley, Ala./Saraland
29	Matt Jones	RB	5-7	185	FR-HS	Jackson, Miss./Jackson Prep
29	Demarko Williams	DB	5-10	180	FR-HS	Atlanta, Ga./Westlake
30	Zikerrion Baker	LB	6-1	240	SR*-3L	Mooringsport, La./Minden
30	Fred McAfee	RB	5-9	190	FR-HS	Madison, Miss./Germantown
31	Jaylon Jones	DB	5-11	200	SR-5L	Allen, Texas/Allen
31	Calvin Wilson	WR	6-1	190	FR-HS	Thompson's Station, Tenn./Independence
32	Richard O'Bryant	DB	5-10	180	FR-HS	Brandon, Miss./Brandon
33	Cedric Johnson	OLB	6-3	255	SO-1L	Mobile, Ala./Davidson
34	DJ Beckum	WR	5-8	175	FR-RS	Columbus, Miss./McQueen
34	Bobo Miller	RB	5-8	175	FR-RS	Kosciusko, Miss./Kosciusko
35	Mark Robinson	LB	5-11	235	SR-SQ	Leesburg, Ga./Lee County/Southeast Missouri
35	Uriah Shephard	RB	6-0	200	SR*-1L	Houston, Miss./Houston/Northwest Mississippi CC
36	Ashanti Cistrunk	LB	6-1	230	JR-2L	Louisville, Miss./Louisville
36	Rayf Vinson	WR	6-0	195	FR-HS	Madison, Miss./Madison-Ridgeland Academy
37	Kyndrich Breedlove	DB	5-10	185	FR-HS	Nashville, Tenn./Pearl-Cohn
39	Joshua Pfeifer	WR	6-1	180	FR-HS	Nashville, Tenn./Father Ryan
40	Jalen Denton	DB	5-10	180	SO-1L	Memphis, Tenn./Lausanne Collegiate
40	Jack Greer	TE	6-6	240	FR-HS	Germantown, Tenn./Houston
41	Solomon Landrum	LS	5-11	215	JR-TR	Hattiesburg, Miss./Sumrall/Mississippi Gulf Coast CC
41	John Porchivina	RB	6-1	215	JR-TR	Novato, Calif./Casa Grande/Cal
41	CJ Terrell	DB	5-9	220	SR*-SQ	Oxford, Miss./Oxford/East Mississippi CC
42	Elijah Sabbatini	DB	6-0	205	FR-HS	Biloxi, Miss./Biloxi
43	Caden Costa	K	6-0	200	FR-HS	Mandeville, La./Mandeville
43	Daniel Newman	DB	5-10	195	FR-RS	Tallahassee, Fla./Lincoln
44	Chance Campbell	LB	6-2	240	SR*-TR	Ellicott City, Md./Calvert Hall/Maryland
44	Payton Rogers	TE	6-1	230	SR*-SQ	Forest, Miss./Forest/East Central CC
45	Amani Johnson	DL	6-0	250	SR*-1L	Abbeville, Miss./Lafayette
46	MoMo Sanogo	LB	6-1	230	SR*-4L	Plano, Texas/Plano West

No.	Name	Pos.	Ht.	Wt.	Yr.	Hometown/Previous School(s)
47	Sam Murphey	TE	6-3	240	JR-SQ	Paris, Tenn./Henry County
48	Andrew Griffith	LB	5-11	220	JR-SQ	Bentonville, Ark./Bentonville
49	Jared Lawrence	LS	5-10	195	FR-RS	Lebanon, Tenn./Wilson Central
50	Jalen Cunningham	OL	6-4	325	JR-2L	Odenville, Ala./St. Clair County
50	Patrick Lucas Jr.	DL	6-3	315	SO-2L	Prattville, Ala./Wetumpka
51	Orlando Umana	OL	6-4	315	SR-TR	Sacramento, Calif./Grant Union/Utah
52	LeDarius Cox	OL	6-4	310	SO-2L	Mobile, Ala./McGill-Toolen
52	Taleeq Robbins	DL	6-2	305	FR-HS	Philadelphia, Pa./Imhotep Charter
52	Luke Shouse	OL	6-6	275	FR-RS	Nolensville, Tenn./Ravenwood
54	Caleb Warren	OL	6-5	310	SO-2L	Louisville, Miss./Nanah Waiya
55	Ben Brown	OL	6-5	315	SR*-3L	Vicksburg, Miss./St. Aloysius
55	KD Hill	DL	6-1	310	JR-3L	Eufaula, Ala./Eufaula
56	Reece McIntyre	OL	6-4	290	SO-2L	Buford, Ga./Buford
57	Clayton Ladd	DL	6-1	250	JR-SQ	Brentwood, Tenn./Brentwood Academy
57	Micah Pettus	OL	6-6	340	FR-HS	Madison, Ala./James Clemens
58	DeMarcus Smith	DL	6-3	290	FR-HS	Birmingham, Ala./A.H. Parker
64	Nick Broeker	OL	6-5	305	JR-2L	Springfield, Ill./Sacred Heart-Griffin
65	Peyton Cox	OL	6-1	285	SR*-2L	Metairie, La./Jesuit
66	Cedrick Nicely	OL	6-5	310	FR-HS	Gainesville, Ga./Gainesville
70	Carter Colquitt	OL	6-4	305	SO-1L	Buford, Ga./Buford
71	Jayden Williams	OL	6-4	285	FR-HS	Conway, Ark./Conway
72	Tobias Braun	OL	6-6	305	FR-RS	Freiburg im Breisgau, Germany/Salisbury School
73	Eli Acker	OL	6-5	300	FR-RS	Columbus, Miss./Heritage Academy
74	Erick Cade	OL	6-6	350	FR-HS	Denton, Texas/Braswell
75	Bryce Ramsey	OL	6-1	330	SO-2L	Gulfport, Miss./Harrison Central
76	Cedric Melton	OL	6-4	300	FR-RS	Houston, Texas/Klein Cain
77	Hamilton Hall	OL	6-4	305	JR-2L	Atlanta, Ga./Chamblee Charter
78	Jeremy James	OL	6-5	305	SO-2L	Cumming, Ga./North Forsyth
79	Jordan Rhodes	OL	6-4	335	SR*-TR	Fairburn, Ga./Creekside/South Carolina
80	Jonathan Hess	TE	6-5	240	JR-3L	Vestavia Hills, Ala./Vestavia Hills
81	Casey Kelly	TE	6-3	245	SO-2L	Niagara Falls, N.Y./Mallard Creek
82	Luke Knox	TE	6-3	240	JR-3L	Brentwood, Tenn./Brentwood Academy
83	Chase Rogers	TE	6-3	240	SR*-1L	Pass Christian, Miss./St. Stanislaus/Louisiana
84	Qua Davis	WR	5-11	210	JR-TR	Biggersville, Miss./Biggersville/Itawamba CC
85	Jamar Richardson	DB	5-11	180	SR*-1L	Aliceville, Ala./Aliceville/Jones College
86	JJ Henry	WR	5-9	170	FR-HS	McKinney, Texas/McKinney North
87	Hudson Wolfe	TE	6-6	240	FR-HS	Savannah, Tenn./Hardin County
88	Bralon Brown	WR	6-2	205	FR-HS	Miramar, Fla./St. Thomas Aquinas
89	Brandon Buckhaultner	WR	6-1	210	FR-HS	Flowood, Miss./Hartfield Academy
90	Tyhone Malone	DL	6-4	310	FR-HS	Jamesburg, N.J./Bergen Catholic
91	Hal Northern	DL	6-1	310	SR-3L	Tunica, Miss./Rosa Fort/Northwest Mississippi CC
92	JJ Hawkins	DL	6-1	270	FR-HS	Lawrenceville, Ga./Discover
93	Sincere David	DL	6-2	320	SR*-2L	Jacksonville, Fla./Sandalwood
93	Cale Nation	K	5-10	155	SO-SQ	Madison, Miss./Madison Central
94	Quentin Bivens	DL	6-3	305	JR-3L	Waynesboro, Miss./Wayne County
94	Charlie Nichols	P	6-0	170	FR-HS	Memphis, Tenn./Memphis University School
95	Tavius Robinson	DL	6-7	265	SR*-1L	Guelph, Ontario/Guelph Collegiate Vocational Institute/Guelph
96	Mac Brown	P	6-4	205	SR-4L	Eden Prairie, Minn./Saint Thomas Academy
96	Isaiah Iton	DL	6-2	295	SO-TR	Houston, Texas/Pearland/Hutchinson CC
97	Jamond Gordon	DL	6-2	290	SO-TR	Meridian, Miss./Meridian/East Mississippi CC
98	Jaden Dicks	DL	6-5	245	FR-TR	Etobicoke, Ontario/Etobicoke Collegiate Institute/Guelph
99	DeSanto Rollins	DL	6-3	295	FR-RS	Baton Rouge, La./Parkview Baptist

Senior* - Has an additional year of eligibility due to the COVID-19 pandemic.

No.	Name	Pos.
56	Reece McIntyre	OL
76	Cedric Melton	OL
34	Bobo Miller	RB
1	Jonathan Mingo	WR
47	Sam Murphey	TE
93	Cale Nation	K
43	Daniel Newman	DB
94	Charlie Nichols	P
66	Cedrick Nicely	OL
91	Hal Northern	DL
32	Richard O'Bryant	DB
25	Henry Parrish Jr.	RB
0	Jahcour Pearson	WR
57	Micah Pettus	OL
39	Joshua Pfeifer	WR
4	Tyrrell Pigrome	QB
10	John Rhys Plumlee	WR
41	John Porchivina	RB
5	Deantre Prince	DB
75	Bryce Ramsey	OL
3	Otis Reese	DB
79	Jordan Rhodes	OL
85	Jamar Richardson	WR
52	Taleeq Robbins	DL
35	Mark Robinson	LB
95	Tavius Robinson	DL
83	Chase Rogers	TE
44	Payton Rogers	TE
99	DeSanto Rollins	DL
42	Elijah Sabbatini	DB
13	Braylon Sanders	WR
46	MoMo Sanogo	LB
35	Urriah Shephard	RB
52	Luke Shouse	OL
15	Sellers Shy	WR
58	DeMarcus Smith	DL
20	Keidron Smith	DB
1	Jake Springer	DB
41	CJ Terrell	DB
28	Damarcus Thomas	TE
22	Tariqious Tisdale	DL
51	Orlando Umana	OL
19	Terrell Vassel	DB
36	Rayf Vinson	WR
54	Caleb Warren	OL
25	Trey Washington	DB
23	Nevin Wells	WR
29	Demarko Williams	DB
71	Jayden Williams	OL
7	Sam Williams	DL
31	Calvin Wilson	WR
87	Hudson Wolfe	TE
26	Isaiah Woullard	RB

COACHING STAFF

HEAD COACH: Lane Kiffin (Fresno State, 1998)

RECORD AT OLE MISS AS HEAD COACH (YEARS): 13-6 (2nd)

CAREER RECORD AS COLLEGE HEAD COACH (YEARS): 74-41 (10th)

ASSISTANTS COACHES (ALMA MATER, YEAR/RESPONSIBILITIES/YEARS AT OLE MISS):

John David Baker (Abilene Christian, 2014/Passing Game Coordinator/Tight Ends/1st)

Terrell Buckley (Florida State, 2007/Cornerback/2nd)

D.J. Durkin (Bowling Green, 2001/Co-Defensive Coordinator/Linebackers/2nd)

Coleman Hutzler (Middlebury College, 2006/Special Teams Coordinator/1st)

Randall Joyner (SMU, 2014/Defensive Line/1st)

Jeff Lebbly (Oklahoma, 2007/Offensive Coordinator/Quarterbacks/2nd)

Derrick Nix (Southern Miss, 2005/Wide Receivers/14th)

Chris Partridge (Lafayette College, 2003/Co-Defensive Coordinator/Safeties/2nd)

Kevin Smith (UCF, 2015/Running Backs/2nd)

Jake Thornton (Western Carolina, 2015/Offensive Line/1st)

GRADUATE ASSISTANT COACHES:

Da'Von Brown (FAU, 2020/Offense/1st)

Buddy Brosky (Michigan, 2020/Defense/1st)

Quincy Casimir (Miami, 2016/Defense/1st)

Austin Shepherd (Alabama, 2013/Offense/1st)

PRONUNCIATION GUIDE

TOBIAS Braun	toe-BYE-es	JOHN RHYS Plumlee	rice
NICK BROEKER	BRO-kurr	TAVIUS Robinson	tay-VEE-us
ZIKERRION Baker	zye-CARE-ee-ahn	KEIDRON Smith	KEY-dron
JAKIVUAN Brown	Juh-KAY-vee-on	MoMo SANOGO	sa-NO-go
Matt CORRAL	core-AL	TARIQIOUS Tisdale	TIE-ree-kuss
JERRION Ealy	Jair-E-un	Orland UMANA	ooh-MAH-nah
JAKOREY Hawkins	juh-CORE-ee	Isaiah WOULLARD	WOOL-ard
LAKIA Henry	luh-KEY-ah		
TYLAN Knight	TIE-lin		
TYWONE Malone	TIE-juan		

DEPTH CHART

OFFENSE

WR	13	Braylon Sanders (6-0, 195, SR-4L, Hogansville, Ga., Callaway)
	5	Dannis Jackson (5-11, 155, JR-2L, Sumrall, Miss., Sumrall)
	88	Bralon Brown (6-2, 205, FR-HS, Miramar, Fla., St. Thomas Aquinas)
WR	11	Dontario Drummond (6-1, 220, SR-2L, Laurel, Miss., East Miss. CC)
	10	John Rhys Plumlee (6-0, 200, JR-2L, Hattiesburg, Miss., Oak Grove) -OR-
	0	Jahcour Pearson (5-8, 190, SR-TR, Fort Lauderdale, Fla., WKU)
LT	64	Nick Broeker (6-5, 305, JR-2L, Springfield, Ill., Sacred Heart-Griffin)
	76	Cedric Melton (6-4, 300, FR-RS, Houston, Texas, Klein Cain)
LG	50	Jalen Cunningham (6-4, 325, JR-2L, Odenville, Ala., St. Clair County)
	79	Jordan Rhodes (6-4, 335, SR*-TR, Fairburn, Ga., South Carolina)
C	51	Orlando Umana (6-4, 316, SR-TR, Sacramento, Calif., Utah)
	75	Bryce Ramsey (6-1, 330, SO-2L, Gulfport, Miss., Harrison Central)
RG	54	Caleb Warren (6-5, 310, SO-2L, Louisville, Miss., Nanih Waiya)
	73	Eli Acker (6-5, 300, FR-RS, Columbus, Miss., Heritage Academy)
RT	78	Jeremy James (6-5, 305, SO-2L, Cumming, Ga., North Forsyth)
	56	Reese McIntyre (6-4, 290, SO-2L, Buford, Ga., Buford)
TE	83	Chase Rogers (6-3, 240, SR-1L, (Pass Christian, Miss., Louisiana) -OR-
	81	Casey Kelly (6-3, 245, SO-2L, Niagara Falls, N.Y., Mallard Creek)
	87	Hudson Wolfe (6-6, 240, HS, Savannah, Tenn., Hardin County)
WR	1	Jonathan Mingo (6-2, 225, JR-2L, Brandon, Miss., Brandon)
	17	Jadon Jackson (6-1, 195, SO-2L, Centerton, Ark., Bentonville West)
	84	Qua Davis (5-11, 210, JR-TR, Biggersville, Miss., Itawamba)
QB	2	Matt Corral (6-2, 205, JR-3L, Ventura, Calif., Long Beach Poly)
	7	Luke Altmeyer (6-1, 205, FR-HS, Starkville, Miss., Starkville)
	12	Kinthead Dent (6-5, 210, SO-1L, Yazoo City, Miss., Jackson Academy)
RB	9	Jerrion Ealy (5-9, 185, JR-2L, Walnut Grove, Miss., Jackson Prep)
	25	Henry Parrish Jr. (5-10, 190, SO-1L, Goulds, Fla., Columbus)
	24	Snoop Conner (5-10, 220, JR-2L, Hattiesburg, Miss., Hattiesburg)

SPECIALISTS

KO	43	Caden Costa (6-0, 200, FR-HS, Mandeville, La., Mandeville)
	93	Cale Nation (5-10, 155, SO-SQ, Madison, Miss., Madison Central)
PK	43	Caden Costa (6-0, 200, FR-HS, Mandeville, La., Mandeville)
	93	Cale Nation (5-10, 155, SO-SQ, Madison, Miss., Madison Central)
P	96	Mac Brown (6-4, 205, SR-4L, Eden Prairie, Minn., Saint Thomas)
LS	49	Jared Lawrence (5-10, 200, FR-RS, Lebanon, Tenn., Wilson Central)
H	96	Mac Brown (6-3, 204, JR-2L, Eden Prairie, Minn., Saint Thomas)
KR	9	Jerrion Ealy (5-9, 185, JR-2L, Walnut Grove, Miss., Jackson Prep) -OR-
	5	Dannis Jackson (5-11, 155, JR-2L, Sumrall, Miss., Sumrall)
PR	13	Braylon Sanders (6-0, 195, SR-4L, Hogansville, Ga., Callaway) -OR-
	11	Dontario Drummond (6-1, 220, SR-2L, Laurel, Miss., East Miss. CC)

DEFENSE

DE	33	Cedric Johnson (6-3, 255, SO-1L, Mobile, Ala., Davidson)
	96	Isaiah Iton (6-2, 295, SO-TR, Houston, Texas, Hutchinson CC)
DT	97	Jamond Gordon (6-2, 290, SO-TR, Meridian, Miss., East Miss. CC)
	95	Tavius Robinson (6-7, 265, SR*-1L, Guelph, Ontario, Guelph)
NT	55	KD Hill (6-1, 310, JR-3L, Eufaula, Ala., Eufaula)
	94	Quentin Bivens (6-3, 305, JR-3L, Waynesboro, Miss., Wayne County)
DE	7	Sam Williams (6-4, 265, SR-2L, Montgomery, Ala. NE Miss. CC)
	95	Tavius Robinson (6-7, 265, SR*-1L, Guelph, Ontario, Guelph)
OLB	35	Mark Robinson (5-11, 235, SR-SQ, Leesburg, Ga., Southeast Missouri)
	0	Lakia Henry (5-11, 230, SR-2L, Vidalia, Ga., Dodge City CC) -OR-
	36	Ashanti Cistrunk (6-1, 230, JR-2L, Louisville, Miss., Louisville)
MLB	44	Chance Campbell (6-2, 240, SR*-TR, Ellicott City, Md., Maryland)
	46	MoMo Sanogo (6-1, 230, SR*-4L, Plano, Texas, Plano West)
NB	3	Otis Reese (6-3, 215, SR*-1L, Leesburg, Ga., Georgia)
	27	Tysheem Johnson (5-9, 205, FR-HS, Philadelphia, Pa., Neumann Goretti)
	4	Tylan Knight (5-7, 175, SR*-3L, Pearl, Miss., Pearl)
CB	5	Deantre Prince (6-0, 180, JR-TR, Charleston, Miss., NE Miss. CC)
	31	Jaylon Jones (5-11, 200, SR-5L, Allen, Texas, Allen) -OR-
SS	1	Jake Springer (6-1, 205, SR-SQ, Kansas City, Mo.)
	25	Trey Washington (5-10, 205, FR-HS, Trussville, Ala., Hewitt-Trussville)
FS	21	AJ Finley (6-2, 210, JR-2L, Mobile, Ala., St. Paul's Episcopal School)
	20	Keidron Smith (6-2, 210, SR*-3L, West Palm Beach, Fla., Oxbridge)
CB	24	Deane Leonard (6-0, 195, SR-1L, Calgary, Alberta, Calgary)
	6	Miles Battle (6-4, 205, JR-3L, Houston, Texas, Cy Creek)
	28	Markevious Brown (5-10, 180, FR-HS, Pahokee, Fla., IMG Academy)

Senior* - Has an additional year of eligibility due to the COVID-19 pandemic.

THE LAST TIME

THE LAST TIME OLE MISS HAD ...

30 or more first downs	Texas A&M, 2021 (32)
500 yards rushing	Auburn, 1951 (515)
400 yards rushing	LSU, 2019 (402)
300 yards rushing	Arkansas, 2021 (324)
200 yards rushing	Texas A&M, 2021 (257)
400 yards passing	South Carolina, 2020 (513)
300 yards passing	Liberty, 2021 (324)
600 yards total offense	Arkansas, 2021 (611)
500 yards total offense	Texas A&M, 2021 (504)
90 plays total offense	Texas A&M, 2021 (93)
Four passes intercepted	LSU, 2020 (5)
Four pass interceptions	Boise State, 2014 (4)
10 sacks	Mississippi State, 2008 (11)
10 penalties	LSU, 2021 (12)
100 yards in penalties	LSU, 2021 (106)
50 points	Arkansas, 2021 (52)
99-yard scoring drive	New Mexico State, 2015 (3 plays; Eugene Brazley 78-yard run)
90-plus yard scoring drive	Texas A&M, 2021 (94 yards, 14 plays; M. Corral 2-yd pass to D. Drummond)

THE LAST TIME OLE MISS HELD ITS OPPONENT TO ...

Less than 10 first downs	Vanderbilt, 2014 (9)
10 first downs	Presbyterian, 2014 (10)
Negative yards rushing	Troy, 2013 (-13)
10 yards (or less) rushing	Tennessee, 2014 (0)
100 yards (or less) rushing	LSU, 2021 (77)
Zero yards passing	Alabama, 1988
No pass completions	Alabama, 1988
10 yards (or less) passing	Georgia, 1977 (7)
100 yards (or less) passing	Wofford, 2016 (72)
Zero yards total offense	Sewanee, 1938
50 yards (or less) total offense	Mississippi State, 2008 (24)
75 yards (or less) total offense	Mississippi State, 2008 (24)
150 yards (or less) total offense	Memphis, 2014 (104)
200 yards (or less) total offense	New Mexico State, 2019 (193)
No touchdowns	New Mexico State, 2019 (3 points)

THE LAST TIME OLE MISS ...

Had two passers throw for 100 yards	Mississippi State, 2019 (Matt Corral 124, John Rhys Plumlee 121)
Had two passers complete 10 passes	ULM, 2018 (Jordan Ta'amu, 21-24, Matt Corral, 10-10)
Had two passers throw for 2+ touchdowns	ULM, 2018 (Jordan Ta'amu 3, Matt Corral 2)
Had three passers throw 1+ touchdowns	UT Martin, 2015 (Ryan Buchanan 2, Chad Kelly 2, DeVante Kincade 1)
Had two runners rush for 100 yards	Arkansas, 2021 (Henry Parrish Jr. 111, Snoop Conner 110)
Had two receivers over 100 receiving yards	Liberty, 2021 (Dannis Jackson 126, John Rhys Plumlee 110)
Had three receivers over 100 receiving yards	ULM, 2018 (DaMarkus Lodge 179, A.J. Brown 133, D.K. Metcalf 115)
Had two receivers catch 10 passes	Arkansas, 2002 (Bill Flowers 11, Chris Collins 10)
Had four receivers catch five passes	Kentucky, 2017 (A.J. Brown 7, D.K. Metcalf 5, Van Jefferson 5, Dawson Knox 5, DaMarkus Lodge 5)
Completed a pass to at least 10 different receivers	Cal, 2019 (10)
Had a 100-yard rusher and a 100-yard receiver	Liberty, 2021 (J. Ealy 115 yards rushing, D. Jackson 126 yards receiving/J.R. Plumlee 110 yards receiving)
Had two players with 200 all-purpose yards	Missouri, 2007 (BenJarvus Green-Ellis 226, Marshay Green 208)
Returned a punt for a TD	Texas, 2013 (Jeff Scott, 73 yards)
Returned a kickoff for a TD	LSU, 2020 (Jerrion Ealy, 100 yards)
Returned an interception for a TD	Texas A&M, 2021 (A.J. Finley, 52 yards)
Returned two interceptions for TDs	Fresno State, 2015 (Elston, 38 yards; C. Brown, 22 yards)
Returned a fumble for a TD	Austin Peay, 2021 (Sam Williams, 33 yards)
Recovered a fumble for a TD	Auburn, 2012 (C.J. Johnson)
Scored two defensive TDs	SIU, 2018 (Dasher, 88 yards; V. Evans, 56 yards)
Recovered four fumbles in a game	Texas A&M, 2012
Blocked a punt	UT Martin, 2017 (Ryder Anderson)
Blocked a punt for a TD	Mississippi State, 2013 (T. Grant recovered C. Moore's blocked punt)
Blocked an opponent's FG attempt	Arkansas, 2015 (Tony Bridges blocked Hedlund's 47-yard attempt)
Blocked an opponent's FG attempt for a TD	Louisiana Tech, 2007 (Brandon Jenkins blocked D. Horwedel's 36-yard attempt, Dustin Mouzon 55-yard return)
Blocked two opponent's FG attempts	Northern Arizona, 2009
Had a punt blocked	Alabama, 2019
Had a punt blocked for a TD	Alabama, 2019
Had a kickoff returned for a TD	South Carolina, 2018
Had a punt returned for a TD	Alabama, 2019

Had an interception returned for a TD	LSU, 2020
Had a fumble returned for a TD	Texas A&M, 2019
Missed a PAT kick	Arkansas, 2021
Had a PAT kick blocked	Auburn, 2016
Had a PAT kick blocked and returned for a two-point conversion	Auburn, 2009
Blocked an opponent's PAT kick	Florida, 2008 (Kentrell Lockett blocked J. Phillip's attempt)
A successful two-point conversion	Arkansas, 2021 (Matt Corral rush, 2nd quarter)
Had a field goal attempt blocked	Texas A&M, 2019 (Luke Logan's 35-yard attempt)
Had two field goal attempts blocked	Kentucky, 2005 (Robert Bass' 39-yd attempt, Matt Hinkle's 44-yard attempt)
Gained a first down off a fake field goal attempt	Georgia, 1995
Scored a touchdown off a fake field goal attempt	Alabama, 2008 (Jason Cook 9-yard pass from Rob Park)
Gained a first down off a fake punt	Arkansas, 2020 (MoMo Sanogo 47-yard run)
Recovered an onside kick	Florida, 2020 (Jaylon Jones)
Shut out an opponent	Presbyterian, 2014 (48-0)
Was shut out	Arkansas, 2014 (30-0)
Played an overtime game	Kentucky, 2020 (W, 42-41)
Scored a safety	Texas, A&M 2021 (I. Spiller rush for a 2-yard loss, tackled by C. Campbell and M. Robinson in the end zone)
Scored 2 safeties in the same game	Northern Illinois, 1993 (team)
Gave up a safety	Tennessee, 2021
Had no turnovers	Liberty, 2021
Had no penalties	Alabama, 2011
Defeated a nationally ranked team	Texas A&M, 2021 (29-19, #11 AP; #11 Coaches, #11 CFP)
Was ranked in top 25	Week 12, 2021 (#10 AP; #10 Coaches, #15 CFP)
Ended the year ranked in top 25	2015 (#10 AP; #9 Coaches)

THE LAST TIME AN OLE MISS PLAYER ...

Rushed 30 times	Matt Corral at Tennessee, 2021 (30)
Rushed 25 times	Matt Corral at Tennessee, 2021 (30)
Rushed for 250 yards	Dexter McCluster vs. Tennessee, 2009 (282)
Rushed for 200 yards	John Rhys Plumlee vs. LSU, 2019 (212)
Rushed for 150 yards	Jerrion Ealy vs. Texas A&M, 2021 (152)
Rushed for 100 yards	Jerrion Ealy vs. Texas A&M, 2021 (152)
Passed for 400 yards	Matt Corral vs. South Carolina, 2020 (513)
Passed for 300 yards	Matt Corral vs. Liberty, 2021 (324)
Attempted 50 passes	Jordan Ta'amu vs. Vanderbilt, 2017 (52)
Attempted 40 passes	Matt Corral vs. Indiana, 2020 (44)
Attempted 30 passes	Matt Corral vs. Texas A&M, 2021 (37)
Completed 30 passes	Matt Corral vs. Indiana, 2020 (30)
Completed 20 passes	Matt Corral vs. Texas A&M, 2021 (24)
Passed for 4 or more TDs	Matt Corral vs. Austin Peay, 2021 (5)
Accounted for 6 or more TDs	Matt Corral at Tulane, 2021 (3 passing, 4 rushing)
Threw 3 or more interceptions	Matt Corral at LSU, 2020 (5)
Had 400 yards Total Offense	Matt Corral at Tennessee, 2021 (426)
Had 300 yards Total Offense	Matt Corral vs. Liberty, 2021 (324)
Had 100 yards rushing and passing	Matt Corral at Tennessee, 2021 (195 rushing, 231 passing)
Had 100 yards rushing and receiving	Dexter McCluster vs. Arkansas, 2009 (123 rushing, 137 receiving)
Had 250 All-Purpose Yards	Elijah Moore vs. South Carolina, 2020 (270)
Had 200 All-Purpose Yards	Elijah Moore vs. South Carolina, 2020 (270)
Caught 10 passes	Elijah Moore vs. South Carolina, 2020 (13)
Caught 9 passes	Dontario Drummond vs. Louisville, 2021 (9)
Had 200 receiving yards	Elijah Moore vs. South Carolina, 2020 (225)
Had 100 receiving yards	Dannis Jackson & John Rhys Plumlee, 2021 (126, 110)
Scored 10 points kicking	Caden Costa vs. Austin Peay, 2021 (10)
Scored 4 touchdowns rushing	Matt Corral vs. Tulane, 2021 (4)
Scored 3 touchdowns rushing	Snoop Conner vs. Arkansas, 2021 (3)
Scored 2 touchdowns rushing	Jerrion Ealy vs. Liberty, 2021 (2)
Scored 3 touchdowns receiving	Elijah Moore at Vanderbilt, 2020 (3)
Scored 2 touchdowns receiving	D. Drummond and J. Mingo vs. Austin Peay, 2021 (2, 2)
Scored a touchdown passing and receiving	Laquan Treadwell at Memphis, 2015
Scored a touchdown rushing, passing and receiving	Bo Wallace vs. Auburn, 2012
Intercepted 3 passes	Don Price vs. Vanderbilt, 1986 (3)
Intercepted 2 passes	AJ Finley vs. Liberty, 2021 (2)
Forced 3 fumbles	Rory Johnson vs. Vanderbilt, 2006 (3)
Recovered 2 fumbles	Kentrell Lockett at Auburn, 2011 (2)
Punted for a 70-yard game average	Bill Smith vs. Southern Miss, 1984 (2-84.5)
Kicked a 45-yard Field Goal	Caden Costa at Auburn, 2021 (49)
Kicked a 50-yard Field Goal	Caden Costa vs. Arkansas, 2021 (50)
Kicked five field goals in game	Luke Logan vs. Vanderbilt, 2018 (5)
Kicked four field goals in game	Luke Logan vs. Vanderbilt, 2018 (5)
Kicked three field goals in game	Caden Costa vs. Louisville, 2021 (3)
Had 10 tackles in a game	A.J. Finley vs. Liberty, 2021 (12)
Had 15 tackles in a game	Lakia Henry vs. Vanderbilt, 2019 (15)



2021 OLE MISS REBEL FOOTBALL
Ole Miss Game Results (as of Nov 14, 2021)
All games



Date	Opponent		Score	Overall	Conference	Time	Attend
Sep 06, 2021	vs Louisville	W	43-24	1-0	0-0	3:40	30709
Sep 11, 2021	AUSTIN PEAY	W	54-17	2-0	0-0	03:30	47848
Sep 18, 2021	TULANE	W	61-21	3-0	0-0	03:27	54198
* Oct 02, 2021	at Alabama	L	21-42	3-1	0-1	03:14	100077
* Oct 09, 2021	ARKANSAS	W	52-51	4-1	1-1	03:41	60256
* Oct 16, 2021	at Tennessee	W	31-26	5-1	2-1	04:33	102455
* Oct 23, 2021	LSU	W	31-17	6-1	3-1	03:20	64523
* Oct 30, 2021	at Auburn	L	20-31	6-2	3-2	03:32	87451
Nov 06, 2021	LIBERTY	W	27-14	7-2	3-2	03:07	53235
* Nov 13, 2021	TEXAS A&M	W	29-19	8-2	4-2	03:47	64425



2021 OLE MISS REBEL FOOTBALL
Ole Miss Overall Team Statistics (as of Nov 14, 2021)
All games



Team Statistics	OM	OPP
SCORING	369	262
Points Per Game	36.9	26.2
Points Off Turnovers	62	21
FIRST DOWNS	272	256
Rushing	132	115
Passing	121	111
Penalty	19	30
RUSHING YARDAGE	2398	1899
Yards gained rushing	2670	2190
Yards lost rushing	272	291
Rushing Attempts	462	438
Average Per Rush	5.2	4.3
Average Per Game	239.8	189.9
TDs Rushing	28	22
PASSING YARDAGE	2824	2373
Comp-Att-Int	215-324-2	203-323-9
Average Per Pass	8.7	7.3
Average Per Catch	13.1	11.7
Average Per Game	282.4	237.3
TDs Passing	17	12
TOTAL OFFENSE	5222	4272
Total Plays	786	761
Average Per Play	6.6	5.6
Average Per Game	522.2	427.2
KICK RETURNS: #-Yards	14-265	42-893
PUNT RETURNS: #-Yards	6-46	12-50
INT RETURNS: #-Yards	9-91	2-0
KICK RETURN AVERAGE	18.9	21.3
PUNT RETURN AVERAGE	7.7	4.2
INT RETURN AVERAGE	10.1	0.0
FUMBLES-LOST	11-5	24-10
PENALTIES-Yards	94-818	62-523
Average Per Game	81.8	52.3
PUNTS-Yards	32-1415	39-1763
Average Per Punt	44.2	45.2
Net punt average	40.2	42.5
KICKOFFS-Yards	70-4038	51-2825
Average Per Kick	57.7	55.4
Net kick average	39.2	38.4
TIME OF POSSESSION/Game	27:13	32:33
3RD-DOWN Conversions	55/143	52/136
3rd-Down Pct	38%	38%
4TH-DOWN Conversions	25/38	12/24
4th-Down Pct	66%	50%
SACKS BY-Yards	34-188	22-131
MISC YARDS	0	0
TOUCHDOWNS SCORED	47	34
FIELD GOALS-ATTEMPTS	13-16	8-14
ON-SIDE KICKS	0-0	0-1
RED-ZONE SCORES	(42-55) 76%	(35-41) 85%
RED-ZONE TOUCHDOWNS	(33-55) 60%	(28-41) 68%
PAT-ATTEMPTS	(42-45) 93%	(32-32) 100%
ATTENDANCE	344485	289983
Games/Avg Per Game	6/57414	3/96661
Neutral Site Games		1/30709

Score by Quarters	1st	2nd	3rd	4th	OT	Total
Ole Miss	75	146	82	66	0	369
Opponents	51	66	68	77	0	262



2021 OLE MISS REBEL FOOTBALL
Ole Miss Overall Individual Statistics (as of Nov 14, 2021)
All games



Rushing	g	att	gain	loss	net	avg	td	lg	avg/g
Jerrion Ealy	9	96	628	40	588	6.1	4	70	65.3
Henry Parrish Jr.	1	98	544	15	529	5.4	2	33	52.9
Matt Corral	1	126	687	164	523	4.2	10	32	52.3
Snoop Conner	1	95	527	18	509	5.4	11	51	50.9
Kentrel Bullock	6	17	82	4	78	4.6	0	17	13.0
John Rhys Plumlee	1	9	82	10	72	8.0	0	34	7.2
Jahcour Pearson	1	4	30	0	30	7.5	0	16	3.0
Kinkead Dent	3	2	28	0	28	14.0	0	26	9.3
Dontario Drummon	9	3	24	0	24	8.0	1	11	2.7
Luke Altmyer	4	4	22	9	13	3.2	0	14	3.2
Braylon Sanders	9	1	6	0	6	6.0	0	6	0.7
JJ Henry	3	1	4	0	4	4.0	0	4	1.3
Miller,Bobo	1	2	4	0	4	2.0	0	2	4.0
Mac Brown	1	1	2	0	2	2.0	0	2	0.2
TEAM	1	3	0	12	-12	-4.0	0	0	-1.2
Total	1	462	2670	272	2398	5.2	28	70	239.8
Opponents	1	438	2190	291	1899	4.3	22	42	189.9

Passing	g	effic	comp	att	in	pct	yds	td	lg	avg/g
Matt Corral	1	58.94	206	309	2	66.7	2774	17	68	277.4
Luke Altmyer	4	72.36	5	9	0	55.6	18	0	11	4.5
Kinkead Dent	3	64.70	2	4	0	50.0	7	0	7	2.3
John Rhys Plumlee	1	50.40	1	1	0	100.	6	0	6	0.6
Dontario Drummon	9	259.60	1	1	0	100.	19	0	19	2.1
Total	1	155.65	215	324	2	66.4	2824	17	68	282.4
Opponents	1	131.25	203	323	9	62.8	2373	12	51	237.3

Receiving	g	no.	yds	avg	td	lg	avg/g
Dontario Drummon	9	46	707	15.4	7	67	78.6
Jahcour Pearson	1	21	288	13.7	0	30	28.8
Jerrion Ealy	9	20	140	7.0	0	22	15.6
Braylon Sanders	9	18	429	23.8	3	68	47.7
John Rhys Plumlee	1	18	198	11.0	0	32	19.8
Henry Parrish Jr.	1	18	162	9.0	0	34	16.2
Casey Kelly	8	16	141	8.8	1	19	17.6
Jonathan Mingo	3	15	290	19.3	3	50	96.7
Dannis Jackson	8	11	217	19.7	2	50	27.1
Chase Rogers	5	9	93	10.3	1	42	18.6
Snoop Conner	1	9	62	6.9	0	14	6.2
Jadon Jackson	8	5	42	8.4	0	17	5.2
Miles Battle	1	3	22	7.3	0	18	2.2
Jonathan Hess	4	2	7	3.5	0	7	1.8
Matt Corral	1	1	19	19.0	0	19	1.9
Damarcus Thomas	3	1	6	6.0	0	6	2.0
Kentrel Bullock	6	1	2	2.0	0	2	0.3
Orlando Umana	9	1	-1	-1.0	0	0	-0.1
Total	1	215	2824	13.1	17	68	282.4
Opponents	1	203	2373	11.7	12	51	237.3

Punt Returns	no.	yds	avg	td	lg
Dontario Drummon	3	9	3.0	0	11
Braylon Sanders	2	31	15.5	0	30
Jake Springer	1	6	6.0	0	6
Total	6	46	7.7	0	30
Opponents	12	50	4.2	0	40

Interceptions	no.	yds	avg	td	lg
AJ Finley	3	71	23.7	1	52
Keidron Smith	2	1	0.5	0	1
Jaylon Jones	1	0	0.0	0	0
Deantre Prince	1	15	15.0	0	15
Ashanti Cistrunk	1	4	4.0	0	4
Tysheem Johnson	1	0	0.0	0	0
Total	9	91	10.1	1	52
Opponents	2	0	0.0	0	0

Kick Returns	no.	yds	avg	td	lg
Jerrion Ealy	7	142	20.3	0	26
Dannis Jackson	3	57	19.0	0	22
Kentrel Bullock	2	29	14.5	0	18
John Rhys Plumlee	1	14	14.0	0	14
Henry Parrish Jr.	1	23	23.0	0	23
Total	14	265	18.9	0	26
Opponents	42	893	21.3	0	59

Fumble Returns	no.	yds	avg	td	lg
Sam Williams	1	33	33.0	1	33
Tylan Knight	1	0	0.0	0	0
Total	2	33	16.5	1	33
Opponents	1	1	1.0	0	1



2021 OLE MISS REBEL FOOTBALL
Ole Miss Overall Individual Statistics (as of Nov 14, 2021)
All games



Scoring	td	fg	PAT				dx	saf	pts
			kick	rush	rcv	pass			
Caden Costa	-	13-16	42-44	-	-	-	-	-	81
Snoop Conner	11	-	-	-	-	-	-	-	66
Matt Corral	10	-	-	1-1	-	0-1	-	-	62
Dontario Drummon	8	-	-	-	-	-	-	-	48
Jerrion Ealy	4	-	-	-	-	-	-	-	24
Braylon Sanders	3	-	-	-	-	-	-	-	18
Jonathan Mingo	3	-	-	-	-	-	-	-	18
Dannis Jackson	2	-	-	-	-	-	-	-	12
Henry Parrish Jr.	2	-	-	-	-	-	-	-	12
Casey Kelly	1	-	-	-	-	-	-	-	6
Chase Rogers	1	-	-	-	-	-	-	-	6
AJ Finley	1	-	-	-	-	-	-	-	6
Sam Williams	1	-	-	-	-	-	-	-	6
TEAM	-	-	-	-	-	-	-	2	4
Cale Nation	-	-	0-1	-	-	-	-	-	0
Total	47	13-16	42-45	1-1	-	0-1	-	2	369
Opponents	34	8-14	32-32	-	-	0-2	-	1	262

Total Offense	g	plays	rush	pass	total	avg/g
Matt Corral	10	435	523	2774	3297	329.7
Jerrion Ealy	9	96	588	0	588	65.3
Henry Parrish Jr.	10	98	529	0	529	52.9
Snoop Conner	10	95	509	0	509	50.9
Kentrel Bullock	6	17	78	0	78	13.0
John Rhys Plumlee	10	10	72	6	78	7.8
Dontario Drummon	9	4	24	19	43	4.8
Kinthead Dent	3	6	28	7	35	11.7
Luke Altmyer	4	13	13	18	31	7.8
Jahcour Pearson	10	4	30	0	30	3.0
Braylon Sanders	9	1	6	0	6	0.7
Miller,Bobo	1	2	4	0	4	4.0
JJ Henry	3	1	4	0	4	1.3
Mac Brown	10	1	2	0	2	0.2
TEAM	10	3	-12	0	-12	-1.2
Total	10	786	2398	2824	5222	522.2
Opponents	10	761	1899	2373	4272	427.2

Field Goals	fg	pct.	01-19	20-29	30-39	40-49	50-99	lg	blk
Caden Costa	13-16	81.2	0-0	3-3	5-5	4-6	1-2	50	0

FG Sequence	Ole Miss	Opponents
Louisville	(47),(22),(38)	(38)
Austin Peay	(26)	(30)
Tulane	54	27
Alabama	-	-
Arkansas	(50)	50,(31)
Tennessee	(30),44	(39),49
LSU	(43)	55,(47)
Auburn	(29),(49)	43,(28)
Liberty	(43),(38),41	38
Texas A&M	(33),(32)	(30),(43)

Punting	no.	yds	avg	lg	tb	fc	i20	50+	blk
Mac Brown	32	141	44.2	56	4	13	14	10	0
Total	32	141	44.2	56	4	13	14	10	0
Opponents	39	176	45.2	65	3	22	14	14	0

Kickoffs	no.	yds	avg	tb	ob	retn	net yd	ln
Caden Costa	66	381	57.8	16	2			
Cale Nation	4	221	55.2	0	0			
Total	70	403	57.7	16	2	21	339.2	25
Opponents	51	282	55.4	24	2	18.9	38.4	26

Numbers in (parentheses) indicate field goal was made.



2021 OLE MISS REBEL FOOTBALL
Ole Miss Overall Individual Statistics (as of Nov 14, 2021)
All games



All Purpose	g	rush	rcv	pr	kr	ir	total	avg/g
Jerrion Ealy	9	588	140	0	142	0	870	96.7
Dontario Dru	9	24	707	9	0	0	740	82.2
Henry Parrish	10	529	162	0	23	0	714	71.4
Snoop Conne	10	509	62	0	0	0	571	57.1
Matt Corral	10	523	19	0	0	0	542	54.2
Braylon Sand	9	6	429	31	0	0	466	51.8
Jahcour Pear	10	30	288	0	0	0	318	31.8
Jonathan Min	3	0	290	0	0	0	290	96.7
John Rhys Pl	10	72	198	0	14	0	284	28.4
Dannis Jacks	8	0	217	0	57	0	274	34.2
Casey Kelly	8	0	141	0	0	0	141	17.6
Kentrel Bulloc	6	78	2	0	29	0	109	18.2
Chase Roger	5	0	93	0	0	0	93	18.6
AJ Finley	10	0	0	0	0	71	71	7.1
Jadon Jackso	8	0	42	0	0	0	42	5.2
Kinkead Dent	3	28	0	0	0	0	28	9.3
Miles Battle	10	0	22	0	0	0	22	2.2
Deantre Princ	10	0	0	0	0	15	15	1.5
Luke Altmyer	4	13	0	0	0	0	13	3.2
Jonathan Hes	4	0	7	0	0	0	7	1.8
Damarcus Th	3	0	6	0	0	0	6	2.0
Jake Springer	6	0	0	6	0	0	6	1.0
Miller,Bobo	1	4	0	0	0	0	4	4.0
Ashanti Cistr	10	0	0	0	0	4	4	0.4
JJ Henry	3	4	0	0	0	0	4	1.3
Mac Brown	10	2	0	0	0	0	2	0.2
Keidron Smit	10	0	0	0	0	1	1	0.1
Orlando Uma	9	0	-1	0	0	0	-1	-0.1
TEAM	10	-12	0	0	0	0	-12	-1.2
Total	10	2398	2824	46	265	91	5624	562.4
Opponents	10	1899	2373	50	893	0	5215	521.5



2021 OLE MISS REBEL FOOTBALL
Ole Miss Overall Defensive Statistics (as of Nov 14, 2021)
All games



##	Defensive Leaders	gp	Tackles				Sacks	Pass defense			Fumbles		blkd	
			ua	a	tot	tfl/yds		int-yds	brup	qbh	rcv-yds	ff	kick	saf
44	Chance Campbell	10	34	45	79	11.0-45	6.0-36	.	1	6	3-0	3	.	.
35	Mark Robinson	10	33	41	74	6.5-16	2.0-11	.	.	2
3B	Otis Reese	10	27	47	74	1.5-6	1.0-6	.	2	.	.	1	.	.
21	AJ Finley	10	30	43	73	1.0-1	.	3-71	2	.	.	1	.	.
7B	Sam Williams	10	25	23	48	13.0-58	10.5-54	.	1	6	1-33	4	.	.
20	Keidron Smith	10	22	23	45	2.5-5	.	2-1	3	1	.	2	.	.
1B	Jake Springer	6	22	18	40	2.5-7	1.0-3	.	1	.	1-0	1	.	.
2L	Deane Leonard	8	24	15	39	1.0-2	.	.	4
27	Tysheem Johnson	10	15	24	39	4.0-16	1.0-9	1-0	1	1
4B	Tylan Knight	10	15	16	31	3.5-10	.	.	1	.	2-0	.	.	.
0B	Lakia Henry	10	10	20	30	0.5-1
5B	Deantre Prince	10	21	8	29	.	.	1-15	3	.	.	1	.	.
36	Ashanti Cistrunk	10	13	15	28	2.5-4	0.5-2	1-4	2	1
46	MoMo Sanogo	10	13	11	24	1.5-3	1.5-3	.	.	2
31	Jaylon Jones	9	17	7	24	1.0-4	.	1-0	3
95	Robinson,Tavius	8	8	16	24	3.0-32	3.0-32	.	.	2
2W	Trey Washington	10	11	12	23	0.5-0
33	Cedric Johnson	9	12	8	20	6.5-23	5.5-21	.	.	4	1-0	1	.	.
55	KD Hill	10	4	12	16	1.5-6	.	.	.	1
6	Miles Battle	10	5	9	14	.	.	.	6	.	1-0	.	.	.
9I	Isaiah Iton	10	6	7	13	1.5-6	.	.	.	3
1K	Austin Keys	6	5	7	12	1	1-0	.	.	.
94	Quentin Bivens	7	4	6	10	.	.	.	1
2B	Jalen Jordan	10	5	5	10
97	Jamond Gordon	9	3	6	9	0.5-1
22	Tariqious Tisdale	5	.	8	8	1.0-1
1C	Demon Clowney	4	2	2	4	1.0-4	1.0-4	.	.	2
14	Daylen Gill	8	2	2	4	0.5-1
30	Zikerrion Baker	10	2	2	4
26	Isaiah Woullard	4	1	2	3
60	Jalen Cunningham	10	.	3	3
90	Tywayne Malone	1	1	2	3	1.0-7	1.0-7
3A	Kentrel Bullock	6	2	.	2	1	.	.
43	Caden Costa	10	1	1	2
16	MJ Daniels	4	.	2	2
28	Brown,Markeviou	2	1	1	2
37	K. Breedlove	2	.	1	1
85	J. Richardson	2	.	1	1
23	Jakorey Hawkins	2	1	.	1
1J	Jernigan,Jordan	2	1	.	1
49	Jared Lawrence	10	.	1	1
TM	TEAM	10	2
Total		10	398	472	870	69-259	34-188	9-91	31	32	10-33	15	.	2
Opponents		10	430	384	814	70-256	22-131	2-0	27	36	5-1	7	.	1



2021 OLE MISS REBEL FOOTBALL
Ole Miss Team Game-by-Game (as of Nov 14, 2021)
All games



TEAM STATISTICS

Date	Opponent	Rushing				Receiving				Passing				Kick Returns				Punt Returns				tot off
		no.	yds	td	lg	no.	yds	td	lg	cmp-att-int	yds	td	lg	no.	yds	td	lg	no.	yds	td	lg	
Sep 06	vs Louisville	41	188	4	23	22	381	1	34	22-32-0	381	1	34	1	11	0	11	0	0	0	0	569
Sep 11	AUSTIN PEAY	43	336	1	34	24	294	5	49	24-39-0	294	5	49	2	49	0	26	1	1	0	1	630
Sep 18	TULANE	61	372	6	26	23	335	3	50	23-33-0	335	3	50	0	0	0	0	0	0	0	0	707
Oct 02	at Alabama	34	78	2	10	21	213	1	42	21-29-0	213	1	42	2	37	0	22	0	0	0	0	291
Oct 09	ARKANSAS	49	324	5	51	14	287	2	68	14-21-0	287	2	68	2	32	0	18	1	30	0	30	611
Oct 16	at Tennessee	62	279	2	32	21	231	2	50	21-39-1	231	2	50	3	57	0	22	1	-2	0	0	510
Oct 23	LSU	49	265	3	36	20	205	1	34	20-25-0	205	1	34	0	0	0	0	1	11	0	11	470
Oct 30	at Auburn	39	157	2	13	26	307	0	29	26-42-1	307	0	29	2	41	0	24	0	0	0	0	464
Nov 06	LIBERTY	28	142	2	70	20	324	1	50	20-27-0	324	1	50	0	0	0	0	1	6	0	6	466
Nov 13	TEXAS A&M	56	257	1	53	24	247	1	30	24-37-0	247	1	30	2	38	0	23	1	0	0	0	504
Ole Miss		462	2398	28	70	215	2824	17	68	215-324-2	2824	17	68	14	265	0	26	6	46	0	30	5222
		438	1899	22	42	203	2373	12	51	203-323-9	2373	12	51	42	893	0	59	12	50	0	40	4272

Games: 10 • Avg/rush: 5.2 • Avg/catch: 13.1 • Pass effic: 155.65 • KR avg: 18.9 • PR avg: 7.7 • All purpose avg/game: 562.4 • Total offense

Date	Opponent	Tackles				Sacks		Fumble		Pass Defense				blkd	PAT Attempts			off		
		ua	a	total	tfl-yds	no-yds	ff	fr-yds		int-yds	qbh	brup	kick		kick	rush	rcv	saf	t/o	pts
Sep 0	vs Louisville	48	32	80	7.0-12	2.0-5	0	1-0		1-15	0	1	0	0	4-5	0	0	0	10	43
Sep 1	AUSTIN PEAY	38	52	90	11.0-33	5.0-17	2	2-33		0-0	7	6	0	0	7-7	0	0	1	14	54
Sep 1	TULANE	29	50	79	4.0-12	2.0-5	1	1-0		0-0	4	3	0	0	7-8	0	0	0	7	61
Oct 02	at Alabama	38	56	94	6.0-17	3.0-11	0	0-0		1-1	4	0	0	0	3-3	0	0	0	0	21
Oct 09	ARKANSAS	42	72	114	5.0-18	1.0-7	3	1-0		1-0	1	2	0	0	5-6	1	0	0	0	52
Oct 16	at Tennessee	52	30	82	10.0-34	5.0-28	0	1-0		0-0	0	4	0	0	4-4	0	0	0	7	31
Oct 23	LSU	27	52	79	7.0-40	5.0-38	4	2-0		1-0	6	3	0	0	4-4	0	0	0	3	31
Oct 30	at Auburn	57	24	81	4.0-19	1.0-14	3	2-0		0-0	2	0	0	0	2-2	0	0	0	0	20
Nov 0	LIBERTY	39	60	99	11.0-59	9.0-55	2	0-0		3-19	3	5	0	0	3-3	0	0	0	7	27
Nov 1	TEXAS A&M	28	44	72	4.0-15	1.0-8	0	0-0		2-56	5	7	0	0	3-3	0	0	1	14	29
Ole Miss		398	472	870	69.0-259	34.0-188	15	10-33		9-91	32	31	0	0	42-45	1	0	2	62	369
		430	384	814	70.0-256	22.0-131	7	5-1		2-0	36	27	0	0	32-32	0	0	1	21	262

Date	Opponent	Punting										Field Goals			Kickoffs				
		no.	yds	avg	long	blkd	tb	fc	50+	i20		md-att	long	blkd	no.	yds	avg	tb	ob
Sep 0	vs Louisville	2	80	40.0	43	0	0	1	0	0		3-3	47	0	8	479	59.9	0	0
Sep 1	AUSTIN PEAY	2	98	49.0	49	0	1	1	0	1		1-1	26	0	9	548	60.9	2	0
Sep 1	TULANE	3	161	53.7	56	0	1	0	3	1		0-1	0	0	10	611	61.1	2	0
Oct 02	at Alabama	2	103	51.5	56	0	0	1	1	1		0-0	0	0	4	216	54.0	0	1
Oct 09	ARKANSAS	3	132	44.0	50	0	0	2	1	1		1-1	50	0	9	500	55.6	3	0
Oct 16	at Tennessee	4	179	44.8	53	0	0	1	2	3		1-2	30	0	7	410	58.6	2	0
Oct 23	LSU	4	178	44.5	53	0	1	2	1	2		1-1	43	0	6	388	64.7	5	0
Oct 30	at Auburn	3	133	44.3	50	0	0	0	1	0		2-2	49	0	5	240	48.0	0	0
Nov 0	LIBERTY	3	119	39.7	47	0	0	1	0	1		2-3	43	0	6	333	55.5	1	0
Nov 1	TEXAS A&M	6	232	38.7	52	0	1	4	1	4		2-2	33	0	6	313	52.2	1	1
Ole Miss		32	1415	44.2	56	0	4	13	10	14		13-16	50	0	70	4038	57.7	16	2
		39	1763	45.2	65	0	3	22	14	14		8-14	47	0	51	2825	55.4	24	2



2021 OLE MISS REBEL FOOTBALL
Ole Miss Opponent Game-by-Game (as of Nov 14, 2021)
All games



OPPONENT STATISTICS

Date	Opponent	Rushing				Receiving				Passing				Kick Returns				Punt Returns				tot off
		no.	yds	td	lg	no.	yds	td	lg	cmp-att-int	yds	td	lg	no.	yds	td	lg	no.	yds	td	lg	
Sep 06	vs Louisville	39	155	2	17	23	200	1	28	23-38-1	200	1	28	8	179	0	59	1	1	0	1	355
Sep 11	AUSTIN PEAY	38	114	1	40	24	260	1	51	24-44-0	260	1	51	6	97	0	19	0	0	0	0	374
Sep 18	TULANE	38	139	1	18	10	166	2	40	10-18-0	166	2	40	7	203	0	34	1	4	0	4	305
Oct 02	at Alabama	50	210	4	21	21	241	2	29	21-27-1	241	2	29	3	40	0	22	1	2	0	2	451
Oct 09	ARKANSAS	58	350	4	42	25	326	3	46	25-35-1	326	3	46	3	60	0	21	1	4	0	4	676
Oct 16	at Tennessee	50	222	2	26	18	245	1	30	18-29-0	245	1	30	4	86	0	27	2	40	0	40	467
Oct 23	LSU	35	77	1	12	20	249	1	44	20-33-1	249	1	44	1	14	0	14	1	-1	0	0	326
Oct 30	at Auburn	46	207	3	26	22	276	1	35	22-31-0	276	1	35	5	120	0	39	3	3	0	4	483
Nov 06	LIBERTY	55	284	2	28	16	173	0	25	16-26-3	173	0	25	3	64	0	19	1	2	0	2	457
Nov 13	TEXAS A&M	29	141	2	24	24	237	0	27	24-42-2	237	0	27	2	30	0	16	1	-5	0	0	378
Opponents		438	1899	22	42	203	2373	12	51	203-323-9	2373	12	51	42	893	0	59	12	50	0	40	4272
		462	2398	28	70	215	2824	17	68	215-324-2	2824	17	68	14	265	0	26	6	46	0	30	5222

Games: 10 • Avg/rush: 4.3 • Avg/catch: 11.7 • Pass effic: 131.25 • KR avg: 21.3 • PR avg: 4.2 • All purpose avg/game: 521.5 • Total offense

Date	Opponent	Tackles				Sacks		Fumble		Pass Defense				blkd	PAT Attempts			off		
		ua	a	total	tfl-yds	no-yds	ff	fr-yds		int-yds	qbh	brup	kick		kick	rush	rcv	saf	t/o	pts
Sep 0	vs Louisville	45	22	67	4.0-22	2.0-13	0	0-0		0-0	0	3	0	0	3-3	0	0	0	0	24
Sep 1	AUSTIN PEAY	45	38	83	3.0-14	2.0-13	1	1-0		0-0	4	3	0	0	2-2	0	0	0	0	17
Sep 1	TULANE	53	38	91	8.0-33	2.0-21	1	1-1		0-0	6	2	0	0	3-3	0	0	0	7	21
Oct 02	at Alabama	34	38	72	7.0-26	2.0-13	1	1-0		0-0	7	1	0	0	6-6	0	0	0	7	42
Oct 09	ARKANSAS	30	56	86	5.0-8	0.0-0	0	0-0		0-0	4	4	0	0	6-6	0	0	0	0	51
Oct 16	at Tennessee	55	36	91	10.0-35	5.0-19	1	0-0		1-0	5	5	0	0	3-3	0	0	1	0	26
Oct 23	LSU	38	50	88	9.0-33	3.0-19	1	1-0		0-0	1	1	0	0	2-2	0	0	0	7	17
Oct 30	at Auburn	55	16	71	7.0-24	3.0-12	0	0-0		1-0	5	3	0	0	4-4	0	0	0	0	31
Nov 0	LIBERTY	25	36	61	7.0-27	2.0-14	0	0-0		0-0	1	3	0	0	2-2	0	0	0	0	14
Nov 1	TEXAS A&M	50	54	104	10.0-34	1.0-7	2	1-0		0-0	3	2	0	0	1-1	0	0	0	0	19
Opponents		430	384	814	70.0-256	22.0-131	7	5-1		2-0	36	27	0	0	32-32	0	0	1	21	262
		398	472	870	69.0-259	34.0-188	15	10-33		9-91	32	31	0	0	42-45	1	0	2	62	369

Date	Opponent	Punting										Field Goals			Kickoffs				
		no.	yds	avg	long	blkd	tb	fc	50+	i20		md-att	long	blkd	no.	yds	avg	tb	ob
Sep 0	vs Louisville	3	133	44.3	53	0	0	2	1	1		1-1	38	0	4	155	38.8	0	0
Sep 1	AUSTIN PEAY	4	167	41.8	55	0	1	1	1	0		1-1	30	0	5	242	48.4	1	0
Sep 1	TULANE	8	366	45.8	55	0	0	6	4	2		0-1	0	0	4	160	40.0	1	0
Oct 02	at Alabama	1	37	37.0	37	0	0	1	0	0		0-0	0	0	7	453	64.7	4	1
Oct 09	ARKANSAS	2	90	45.0	53	0	0	1	1	0		1-2	31	0	8	514	64.2	6	0
Oct 16	at Tennessee	6	261	43.5	52	0	0	3	2	5		1-2	39	0	4	215	53.8	0	0
Oct 23	LSU	3	153	51.0	55	0	0	2	2	0		1-2	47	0	4	159	39.8	2	0
Oct 30	at Auburn	3	168	56.0	65	0	1	1	2	1		1-2	28	0	6	386	64.3	4	0
Nov 0	LIBERTY	3	124	41.3	52	0	1	1	1	1		0-1	0	0	3	195	65.0	3	0
Nov 1	TEXAS A&M	6	264	44.0	49	0	0	4	0	4		2-2	43	0	6	346	57.7	3	1
Opponents		39	1763	45.2	65	0	3	22	14	14		8-14	47	0	51	2825	55.4	24	2
		32	1415	44.2	56	0	4	13	10	14		13-16	50	0	70	4038	57.7	16	2

INDIVIDUAL GAME-BY-GAME RUSHING

NO.	PLAYER	ATT-YDS-TD	LOU	APSU	TU	ALA	ARK	TEN	LSU	AUB	LIB	TAMU	VU	MSU
9	Ealy	96-588-4	12-37-1	4-48-0	15-103-0	9-16-0	DNP	7-19-0	12-97-1	3-1-0	10-115-2	24-152-0		
25	Parrish Jr.	98-529-2	8-39-0	8-72-0	9-66-1	11-47-0	18-111-0	10-41-0	10-32-1	12-57-0	3-7-0	9-58-0		
2	Corral	126-523-10	12-55-1	8-35-0	13-68-4	10-3-1	15-94-2	30-195-0	12-24-1	10-45-1	6-9-0	10-(-5)-0		
24	Conner	95-509-11	8-60-2	5-23-1	9-42-0	4-12-1	12-110-3	15-24-2	14-117-0	10-47-1	7-19-0	11-55-1		
3	Bullock	17-78-0	0-0-0	9-52-0	7-28-0	0-0-0	1-(-2)-0	DNP	DNP	DNP	DNP	0-0-0		
10	Plumlee	9-72-0	0-0-0	4-64-0	2-12-0	0-0-0	1-4-0	0-0-0	1-1-0	0-0-0	2-(-8)-0	0-0-0		
0	Pearson	4-30-0	0-0-0	1-16-0	1-7-0	0-0-0	2-7-0	0-0-0	0-0-0	0-0-0	0-0-0	0-0-0		
12	Dent	2-28-0	DNP	1-2-0	1-26-0	DNP	DNP	DNP	0-0-0	DNP	DNP	DNP		
11	Drummond	3-24-1	0-0-0	0-0-0	2-16-1	0-0-0	0-0-0	0-0-0	0-0-0	1-8-0	DNP	0-0-0		
7	Altmyer	4-13-0	0-0-0	1-14-0	DNP	DNP	DNP	0-0-0	DNP	3-(-1)-0	DNP	DNP		
13	Sanders	1-6-0	0-0-0	1-6-0	0-0-0	0-0-0	0-0-0	0-0-0	DNP	DNP	0-0-0	0-0-0		
86	Henry	1-4-0	DNP	1-4-0	DNP	DNP	DNP	DNP	0-0-0	DNP	DNP	DNP		
34	Miller	2-4-0	DNP	DNP	2-4-0	DNP	DNP	DNP	DNP	DNP	DNP	DNP		
96	Brown	1-2-0	0-0-0	0-0-0	0-0-0	0-0-0	0-0-0	0-0-0	0-0-0	0-0-0	0-0-0	1-2-0		
TOTAL		462-2398-28	41-188-4	43-336-1	61-372-6	34-78-2	49-324-5	62-279-2	50-266-3	39-157-2	28-142-2	56-257-1		
OPP.		462-2398-28	39-155-2	38-102-1	38-139-1	21-241-2	580-350-4	50-222-2	35-77-1	46-207-3	55-284-2	29-141-2		

INDIVIDUAL GAME-BY-GAME PASSING

NO.	Comp-Att-Int PLAYER	Yds-TD	LOU	APSU	TU	ALA	ARK	TEN	LSU	AUB	LIB	TAMU	VU	MSU
2	Corral	206-309-2 2774-17	22-32-0 381-1	21-33-0 281-5	23-31-0 335-3	21-29-0 213-1	14-21-0 287-2	21-38-1 231-2	18-23-0 185-1	21-37-1 289-0	20-27-0 324-1	24-37-0 247-1		
7	Altmyer	5-9-1 18-0	0-0-0 0-0	0-3-0 0-0	DNP 0-0	DNP 0-0	DNP 0-0	0-1-0 0-0	DNP 0-0	5-5-0 18-0	DNP DNP	DNP DNP		
12	Dent	2-2-0 7-0	DNP 0-0	2-2-0 7-0	0-2-0 0-0	DNP 0-0	DNP 0-0	DNP 0-0	0-0-0 0-0	DNP 0-0	DNP DNP	DNP DNP		
11	Drummond	1-1-0 19-0	0-0-0 0-0	0-0-0 0-0	0-0-0 0-0	0-0-0 0-0	0-0-0 0-0	0-0-0 0-0	1-1-0 19-0	0-0-0 0-0	DNP DNP	0-0-0 0-0		
10	Plumlee	1-1-0 6-0	0-0-0 0-0	1-1-0 6-0	0-0-0 0-0	0-0-0 0-0	0-0-0 0-0	0-0-0 0-0	0-0-0 0-0	0-0-0 0-0	0-0-0 0-0	0-0-0 0-0		
TOTAL		215-324-2 2824-17	22-32-0 381-1	24-39-0 294-5	23-33-0 335-3	21-29-0 213-1	14-21-0 287-2	21-39-1 231-2	19-24-0 204-1	26-42-1 307-0	20-27-0 324-1	24-37-0 247-1		
OPP.		202-321-9 2373-12	23-38-1 200-1	24-44-0 260-1	10-18-0 166-2	21-27-1 241-2	25-35-1 326-3	18-29-0 245-1	20-33-1 249-1	22-31-0 276-1	16-23-3 173-0	24-41-2 237-0		

INDIVIDUAL GAME-BY-GAME RECEIVING

NO.	PLAYER	NO-YDS-TD	LOU	APSU	TU	ALA	ARK	TEN	LSU	AUB	LIB	TAMU	VU	MSU
11	Drummond	46-707-7	9-177-1	6-107-2	5-55-1	4-43-0	2-78-1	2-66-1	8-93-0	4-39-0	DNP	6-49-1		
13	Sanders	18-429-3	2-34-0	2-25-1	4-74-1	2-32-0	2-127-1	1-17-0	DNP	DNP	2-64-0	3-56-0		
1	Mingo	15-290-3	2-55-0	7-99-2	6-136-1	DNP	DNP	DNP	DNP	DNP	DNP	DNP		
0	Pearson	21-288-0	1-27-0	1-6-0	1-7-0	0-0-0	2-12-0	2-20-0	2-12-0	7-135-0	0-0-0	5-69-0		
5	D. Jackson	11-217-2	DNP	0-0-0	DNP	1-14-0	1-10-0	2-42-1	0-0-0	1-25-0	6-126-1	0-0-0		
10	Plumlee	18-198-1	2-16-0	0-0-0	0-0-0	0-0-0	2-32-0	1-0-0	1-5-0	2-16-0	7-110-0	2-18-0		
25	Parrish Jr.	18-162-0	1-7-0	3-18-0	2-39-0	3-23-0	1-3-0	5-19-0	2-38-0	7-81-0	0-0-0	0-0-0		
81	Kelly	16-141-1	DNP	0-0-0	DNP	0-0-0	0-0-0	3-31-0	2-8-1	1-15-0	0-0-0	4-21-0		
9	Ealy	20-140-0	3-51-0	2-26-0	1-1-0	2-1-0	DNP	2-11-0	1-(-1)-0	1-(-7)-0	4-24	4-34-0		
83	C. Rogers	9-93-1	2-14-0	0-0-0	2-4-0	3-53-1	2-22-0	DNP	DNP	DNP	DNP	DNP		
24	Conner	9-62-0	0-0-0	0-0-0	2-19-0	2-17-0	1-1-0	3-25-0	0-0-0	0-0-0	1-0-0	0-0-0		
17	J. Jackson	5-42-0	0-0-0	0-0-0	DNP	4-30-0	0-0-0	0-0-0	1-12-0	0-0-0	DNP	0-0-0		
6	Battle	3-22-0	0-0-0	0-0-0	0-0-0	0-0-0	0-0-0	0-0-0	1-18-0	2-4-0	0-0-0	0-0-0		
2	Corral	1-19-1	0-0-0	0-0-0	0-0-0	0-0-0	0-0-0	0-0-0	1-19-1	0-0-0	0-0-0	0-0-0		
80	Hess	2-7-0	0-0-0	2-7-0	DNP	0-0-0	DNP	DNP	DNP	DNP	DNP	0-0-0		
28	Thomas	1-6-0	DNP	1-6-0	DNP	DNP	DNP	0-0-0	DNP	DNP	DNP	DNP		
3	Bullock	1-2-0	0-0-0	0-0-0	0-0-0	0-0-0	1-2-0	DNP	DNP	DNP	DNP	0-0-0		
51	Umana	1-(-1)-0	0-0-0	DNP	0-0-0	0-0-0	0-0-0	0-0-0	DNP	1-(-1)-0	0-0-0	0-0-0		
TOTAL		215-2824-17	22-381-1	24-294-5	23-335-3	21-213-1	14-287-2	21-231-2	19-204-1	26-307-0	20-324-1	24-247-1		
OPP.		202-2373-12	23-200-1	24-260-1	10-166-2	21-241-2	25-326-3	18-245-1	20-249-1	22-276-1	16-173-0	24-237-0		

INDIVIDUAL GAME-BY-GAME PUNT RETURNS

NO.	PLAYER	NO-YDS-LONG	LOU	APSU	TU	ALA	ARK	TEN	LSU	AUB	LIB	TAMU	VU	MSU
13	Sanders	2-31-30	0-0-0	1-1-1	0-0-0	0-0-0	1-30-30	0-0-0	DNP	DNP	0-0-0	0-0-0		
11	Drummond	3-9-11	0-0-0	0-0-0	0-0-0	0-0-0	0-0-0	1-(-2)-0	1-11-0	0-0-0	DNP	1-0-0		
1	Springer	1-6-6	0-0-0	DNP	DNP	DNP	DNP	0-0-0	0-0-0	0-0-0	1-6-6	0-0-0		
TOTAL		6-46-30	0-0-0	1-1-1	0-0-0	0-0-0	1-30-30	1-(-2)-(-2)	1-11-11	0-0-0	1-6-6	1-0-0		
OPP.		12-50-40	1-1-1	0-0-0	1-4-4	1-2-2	1-4-4	2-40-40	1-(-1)-(-1)	3-3-4	1-2-2	1-(-5)-0		

INDIVIDUAL GAME-BY-GAME KICKOFF RETURNS

NO.	PLAYER	NO-YDS-LONG	LOU	APSU	TU	ALA	ARK	TEN	LSU	AUB	LIB	TAMU	VU	MSU
9	Ealy	5-104-26	0-0-0	1-26-26	0-0-0	2-37-22	DNP	0-0-0	0-0-0	2-41-24	0-0-0			
5	D. Jackson	3-57-22	DNP	0-0-0	DNP	0-0-0	0-0-0	3-57-22	0-0-0	0-0-0	0-0-0			
3	Bullock	2-29-18	1-11-11	0-0-0	0-0-0	0-0-0	1-18-18	DNP	DNP	DNP	DNP			
25	Parrish Jr.	1-23-23	0-0-0	1-23-23	0-0-0	0-0-0	0-0-0	0-0-0	0-0-0	0-0-0	0-0-0			
10	Plumlee	1-14-14	0-0-0	0-0-0	0-0-0	0-0-0	1-14-14	0-0-0	0-0-0	0-0-0	0-0-0			
TOTAL		12-227-26	1-11-11	2-49-26	0-0-0	2-37-22	2-32-18	3-57-22	0-0-0	2-41-24	0-0-0			
OPP.		40-863-59	8-179-59	6-97-19	8-203-34	2-40-22	3-60-21	4-86-27	1-14-14	5-120-39	3-64-19			

INDIVIDUAL GAME-BY-GAME TACKLES

NO.	PLAYER	UT-AT-TT		LOU	APSU	TU	ALA	ARK	TEN	LSU	AUB	LIB	TAMU	VU	MSU
		TFL/Sack													
44	Campbell	35-45-79 11.0/6.0	3-4-7 1.5/0.0	3-4-7 1.5/0.0	3-1-4 0.0/0.0	2-6-8 1.0/1.0	4-6-10 1.5/1.0	3-6-9 1.0/1.0	6-2-8 0.0/0.0	3-7-10 1.0/1.0	4-4-8 2.0/0.0	3-7-10 2.5/2.0	2-3-5 0.5/0.0		
35	M. Robinson	33-41-74 6.3/2.0	2-0-2 0.0/0.0	2-0-2 0.0/0.0	0-4-4 0.0/0.0	1-2-3 0.0/0.0	5-3-8 0.5/0.0	3-5-8 0.0/0.0	12-2-14 5.0/2.0	1-11-12 0.0/0.0	6-3-9 0.0/0.0	3-4-7 0.0/0.0	0-6-6 0.5/0.0		
3	Reese	27-47-74 1.5/0.0	5-3-8 0.0/0.0	5-3-8 0.0/0.0	1-2-3 0.0/0.0	1-2-3 0.0/0.0	4-7-11 0.0/0.0	4-7-11 0.0/0.0	3-4-7 0.0/0.0	1-8-9 0.5/0.0	5-3-8 0.0/0.0	0-6-6 1.0/1.0	3-4-7 0.0/0.0		
21	Finley	30-43-73 1.0/0.0	4-4-8 0.0/0.0	4-4-8 0.0/0.0	2-3-5 0.0/0.0	1-2-3 1.0/0.0	1-2-3 1.0/0.0	5-5-10 0.0/0.0	2-3-5 0.0/0.0	4-3-7 0.0/0.0	5-5-10 0.0/0.0	5-7-12 0.0/0.0	1-7-8 0.0/0.0		
7	S. Williams	25-23-48 13.0/10.5	2-2-4 1.0/1.0	2-2-4 1.0/1.0	2-3-5 2.0/2.0	1-1-2 1.0/1.0	2-4-6 1.0/1.0	1-0-1 0.0/0.0	5-2-7 2.5/1.5	3-1-4 1.0/1.0	3-2-5 1.0/1.0	3-5-8 2.5/2.0	3-3-6 1.0/0.0		
20	Smith	22-23-45 2.5/0.0	5-2-7 0.5/0.0	5-2-7 0.5/0.0	3-2-5 1.0/0.0	1-4-5 0.0/0.0	3-5-8 0.0/0.0	5-5-10 1.0/0.0	1-0-1 0.0/0.0	0-0-0 0.0/0.0	0-0-0 0.0/0.0	4-1-5 0.0/0.0	0-3-3 0.0/0.0		
1	Springer	22-18-40 2.5/1.0	1-1-2 0.0/0.0	DNP	DNP	DNP	DNP	DNP	7-4-11 1.0/1.0	1-3-4 0.0/0.0	6-3-9 0.0/0.0	3-6-9 0.5/0.0	4-1-5 1.0/0.0		
27	T. Johnson	15-24-39 3.0/1.0	3-5-8 0.5/0.0	3-5-8 0.5/0.0	2-1-3 0.0/0.0	1-4-5 0.0/0.0	2-5-7 1.0/0.0	1-5-6 0.5/0.0	3-0-3 0.0/0.0	1-3-4 0.0/0.0	1-1-2 0.0/0.0	1-0-1 1.0/1.0	0-0-0 0.0/0.0		
24	Leonard	24-15-39 1.0/0.0	3-0-3 0.0/0.0	3-0-3 0.5/0.0	0-2-2 0.0/0.0	DNP	3-2-5 0.0/0.0	5-3-8 0.5/0.0	1-2-3 0.0/0.0	2-1-3 0.0/0.0	5-1-6 0.0/0.0	DNP	5-4-9 0.0/0.0		
4	Knight	15-16-31 3.5/1.0	1-0-1 0.0/0.0	1-4-5 1.5/0.0	2-1-3 0.0/0.0	0-2-2 0.0/0.0	2-2-4 0.0/0.0	1-0-1 1.0/0.0	0-1-1 0.0/0.0	3-0-3 0.0/0.0	3-5-8 1.0/1.0	0-1-1 0.0/0.0	0-1-1 0.0/0.0		
0	Henry	10-20-30 0.5/0.0	1-2-3 0.0/0.0	1-2-3 0.0/0.0	0-0-0 0.0/0.0	4-1-5 0.0/0.0	2-3-5 0.0/0.0	0-8-8 0.5/0.0	0-1-1 0.0/0.0	0-0-0 0.0/0.0	DNP	2-3-5 0.0/0.0	0-1-1 0.0/0.0		
5	Prince	21-8-29 0.0/0.0	1-0-1 0.0/0.0	1-1-2 0.0/0.0	0-2-2 0.0/0.0	0-2-2 0.0/0.0	2-0-2 0.0/0.0	0-1-1 0.0/0.0	1-2-3 0.0/0.0	7-1-8 0.0/0.0	3-1-4 0.0/0.0	4-1-5 0.0/0.0	0-0-0 0.0/0.0		
36	Gistrunk	13-15-28 2.5/0.5	5-3-8 2.5/0.5	5-3-8 2.5/0.5	0-5-5 0.0/0.0	1-2-3 0.0/0.0	1-1-2 0.0/0.0	0-1-1 0.0/0.0	0-0-0 0.0/0.0	0-1-1 0.0/0.0	4-0-4 0.0/0.0	0-0-0 0.0/0.0	1-1-2 0.0/0.0		
31	J. Jones	17-7-24 1.0/0.0	2-0-2 0.0/0.0	5-0-5 1.0/0.0	1-0-1 0.0/0.0	2-1-3 0.0/0.0	4-1-5 0.0/0.0	0-1-1 0.0/0.0	0-2-2 0.0/0.0	1-0-1 0.0/0.0	2-2-4 0.0/0.0	DNP			
46	Sanogo	13-11-24 1.5/1.5	1-1-2 0.5/0.5	1-1-2 0.5/0.5	2-1-3 0.0/0.0	1-2-3 0.0/0.0	0-2-2 0.0/0.0	3-1-4 0.0/0.0	2-1-3 1.0/1.0	1-0-1 0.0/0.0	1-0-1 0.0/0.0	1-1-2 1.0/1.0	1-1-2 1.0/1.0		
5	T. Robinson	8-16-24 3.0/3.0	DNP	DNP	1-0-1 0.0/0.0	1-5-6 0.0/0.0	1-3-4 0.0/0.0	1-2-3 0.0/0.0	1-1-2 1.0/1.0	0-0-0 0.0/0.0	2-3-5 1.0/1.0	1-2-3 0.0/0.0	1-2-3 0.0/0.0		
25	Washington	11-12-23 0.5/0.0	0-0-0 0.0/0.0	2-3-5 0.0/0.0	2-1-3 0.0/0.0	0-0-0 0.0/0.0	5-4-9 0.5/0.0	0-1-1 0.0/0.0	1-2-3 0.0/1.0	0-0-0 0.0/0.0	0-0-0 0.0/0.0	1-1-2 0.0/0.0	1-1-2 0.0/0.0		
3	C. Johnson	12-8-20 6.5/4.5	0-1-1 0.0/0.0	0-1-1 1.0/1.0	2-0-0 0.0/0.0	1-1-2 1.0/0.0	2-1-3 0.0/0.0	2-1-3 0.5/0.5	1-2-3 1.5/1.0	1-0-0 0.0/0.0	2-2-4 2.5/2.0	0-0-0 0.0/0.0	0-0-0 0.0/0.0		
55	Hill	4-12-16 1.5/0.0	1-0-1 0.0/0.0	0-3-3 0.5/0.0	1-1-2 1.0/0.0	0-1-1 0.0/0.0	0-0-0 0.0/0.0	0-0-0 0.0/0.0	0-0-0 0.0/0.0	0-0-0 0.0/0.0	0-0-0 0.0/0.0	0-5-5 0.0/0.0	2-2-4 0.0/0.0		
6	Battle	5-9-14 1.0/1.0	0-0-0 0.0/0.0	3-2-5 0.0/0.0	0-1-1 0.0/0.0	0-0-0 1.0/1.0	1-2-3 0.0/0.0	1-1-2 0.0/0.0	0-0-0 0.0/0.0	0-0-0 0.0/0.0	0-0-0 0.0/0.0	0-1-1 0.0/0.0	0-2-2 0.0/0.0		
96	Iton	6-7-13 1.5/0.0	1-0-1 0.0/0.0	1-3-4 1.0/0.0	1-0-0 0.0/0.0	2-2-4 0.0/0.0	0-0-0 0.0/0.0	0-0-0 0.0/0.0	1-1-4 0.5/0.0	1-1-2 0.0/0.0	0-0-0 0.0/0.0	0-0-0 0.0/0.0	0-0-0 0.0/0.0		
11	Keys	5-7-12 0.0/0.0	1-1-2 0.0/0.0	0-0-0 0.0/0.0	1-3-4 0.0/0.0	2-2-4 0.0/0.0	1-1-2 0.0/0.0	0-0-0 0.0/0.0	DNP	DNP	DNP	DNP	DNP		
94	Bivens	4-6-10 0.5/0.5	2-1-3 0.5/0.5	1-2-2 0.0/0.0	0-2-2 0.0/0.0	0-1-1 0.0/0.0	0-0-0 0.0/0.0	1-1-2 0.0/0.0	0-0-0 0.0/0.0	0-0-0 0.0/0.0	DNP	DNP	DNP		
2	Jordan	5-5-10 0.0/0.0	1-0-1 0.0/0.0	0-0-0 0.0/0.0	0-2-2 0.0/0.0	0-0-0 0.0/0.0	0-2-2 0.0/0.0	2-0-0 0.0/0.0	0-0-0 0.0/0.0	1-1-2 0.0/0.0	0-0-0 0.0/0.0	0-0-0 0.0/0.0	0-0-0 0.0/0.0		
97	Gordon	3-6-9 0.5/0.0	DNP	0-2-2 0.0/0.0	1-1-2 0.5/0.0	0-0-0 0.0/0.0	0-1-1 0.0/0.0	1-0-0 0.0/0.0	0-1-1 0.0/0.0	1-0-1 0.0/0.0	1-0-1 0.0/0.0	0-0-0 0.0/0.0	0-1-1 0.0/0.0		
22	T. Tisdale	0-8-8 1.0/0.0	0-2-2 0.5/0.0	0-3-3 0.5/0.0	0-2-2 0.0/0.0	0-1-1 0.0/0.0	DNP	0-0-0 0.0/0.0	1-0-1 0.0/0.0	DNP	DNP	DNP	DNP		
17	Clowney	2-2-4 1.0/1.0	DNP	2-0-2 1.0/1.0	0-2-2 0.0/0.0	DNP	DNP	DNP	0-0-0 0.0/0.0	DNP	0-0-0 0.0/0.0	DNP	DNP		
14	Gill	2-2-4 0.5/0.0	0-0-0 0.0/0.0	1-0-1 0.0/0.0	0-2-2 0.5/0.0	DNP	DNP	0-0-0 0.0/0.0	0-0-0 0.0/0.0	1-0-1 0.0/0.0	0-0-0 0.0/0.0	0-0-0 0.0/0.0	0-0-0 0.0/0.0		
30	Baker	2-2-4 0.0/0.0	1-0-1 0.0/0.0	1-1-2 0.0/0.0	0-1-1 0.0/0.0	0-0-0 0.0/0.0	0-0-0 0.0/0.0	0-0-0 0.0/0.0	0-0-0 0.0/0.0	0-0-0 0.0/0.0	0-0-0 0.0/0.0	0-0-0 0.0/0.0	0-0-0 0.0/0.0		
26	Woullard	1-2-3 0.0/0.0	0-0-0 0.0/0.0	DNP	DNP	0-0-0 0.0/0.0	0-2-2 0.0/0.0	1-0-1 0.0/0.0	DNP	DNP	DNP	DNP	DNP		
90	Malone	1-2-3 1.0/1.0	DNP	1-2-3 1.0/1.0	DNP	DNP	DNP	DNP	DNP	DNP	DNP	DNP	DNP		
60	Cunningham	0-3-3 0.0/0.0	0-0-0 0.0/0.0	0-2-2 0.0/0.0	0-1-1 0.0/0.0	0-0-0 0.0/0.0	0-0-0 0.0/0.0	0-0-0 0.0/0.0	0-0-0 0.0/0.0	0-0-0 0.0/0.0	0-0-0 0.0/0.0	0-0-0 0.0/0.0	0-0-0 0.0/0.0		
3	Bullock	2-0-0 0.0/0.0	1-0-1 0.0/0.0	0-0-0 0.0/0.0	1-0-0 0.0/0.0	0-0-0 0.0/0.0	0-0-0 0.0/0.0	0-0-0 0.0/0.0	DNP	DNP	DNP	DNP	0-0-0 0.0/0.0		
43	Costa	1-1-2 0.0/0.0	1-0-1 0.0/0.0	0-0-0 0.0/0.0	0-0-0 0.0/0.0	0-0-0 0.0/0.0	0-0-0 0.0/0.0	0-0-0 0.0/0.0	0-0-0 0.0/0.0	0-1-1 0.0/0.0	0-0-0 0.0/0.0	0-0-0 0.0/0.0	0-0-0 0.0/0.0		
16	Daniels	0-2-2 0.0/0.0	DNP	0-1-1 0.0/0.0	DNP	0-0-0 0.0/0.0	DNP	DNP	DNP	DNP	DNP	0-1-1 0.0/0.0	0-0-0 0.0/0.0		
28	Mar. Brown	1-1-2 0.0/0.0	DNP	DNP	DNP	DNP	DNP	DNP	DNP	DNP	DNP	1-1-2 0.0/0.0	DNP		
23	Ja. Hawkins	1-0-1 0.0/0.0	DNP	1-0-1 0.0/0.0	DNP	DNP	DNP	DNP	DNP	DNP	DNP	DNP	DNP		
37	Breedlove	0-1-1 0.0/0.0	0-0-0 0.0/0.0	0-1-1 0.0/0.0	DNP	DNP	DNP	DNP	DNP	DNP	DNP	DNP	0-0-0 0.0/0.0		
85	Richardson	0-1-1 0.0/0.0	0-0-0 0.0/0.0	0-1-1 0.0/0.0	DNP	0-0-0 0.0/0.0	0-0-0 0.0/0.0	DNP	DNP	DNP	DNP	DNP	0-0-0 0.0/0.0		
49	Lawrence	0-1-1 0.0/0.0	0-0-0 0.0/0.0	0-0-0 0.0/0.0	0-0-0 0.0/0.0	0-0-0 0.0/0.0	0-1-1 0.0/0.0	0-0-0 0.0/0.0	0-0-0 0.0/0.0	0-0-0 0.0/0.0	0-0-0 0.0/0.0	0-0-0 0.0/0.0	0-0-0 0.0/0.0		
16	Jernigan	1-0-1 0.0/0.0	DNP	DNP	DNP	DNP	DNP	DNP	DNP	DNP	DNP	1-0-1 0.0/0.0	0-0-0 0.0/0.0		
TOTAL		397-472-869 69.0/35.0	7.0/2.0 7.0/2.0	37-52-89 11.0/5.0	29-50-79 4.0/2.0	38-56-94 6.0/3.0	42-70-112 5.0/1.0	52-30-82 10.0/5.0	27-52-79 7.0/5.0	56-26-82 4.0/2.0	39-60-99 11.0/9.0	28-44-72 4.0/1.0			
OPP.		420-384-814 69.0/22.0	45-22-67 4.0/2.0	43-38-83 3.0/2.0	52-38-90 8.0/2.0	34-28-72 7.0/2.0	29-56-85 5.0/0.0	55-34-89 10.0/5.0	38-50-88 9.0/3.0	55-16-71 7.0/3.0	25-36-61 7.0/2.0	50-54-104 10.0/1.0			

SCORING DRIVES

vs. Louisville (in Atlanta)				
Started at	Plays	Yards	Time	Result
Ole Miss 6	11	94	3:06	TD
Ole Miss 26	7	44	3:46	FG
Ole Miss 7	9	93	2:30	TD
Louisville 35	3	35	0:55	TD
Ole Miss 25	7	70	0:44	FG
Ole Miss 25	13	55	4:13	FG
Ole Miss 25	7	75	2:47	TD
Ole Miss 40	6	60	1:47	TD

vs. Austin Peay				
Started at	Plays	Yards	Time	Result
Ole Miss 20	10	80	2:38	TD
Ole Miss 34	7	66	2:01	TD
Ole Miss 43	4	57	1:03	TD
Austin Peay 28	6	28	1:39	TD
Ole Miss 25	4	75	1:14	TD
Austin Peay 46	8	46	4:06	TD
Ole Miss 20	12	72	5:42	FG

vs. Tulane				
Started at	Plays	Yards	Time	Result
Ole Miss 25	11	75	3:33	TD
Ole Miss 18	12	82	3:16	TD
Ole Miss 30	10	70	3:40	TD
Ole Miss 20	8	80	2:32	TD
50 Yard Line	1	50	0:07	TD
Ole Miss 39	9	61	3:30	TD
Ole Miss 49	5	51	1:22	TD
Tulane 37	2	37	0:26	TD
Ole Miss 25	4	75	0:51	TD

at Alabama				
Started at	Plays	Yards	Time	Result
Ole Miss 25	10	75	4:07	TD
Ole Miss 30	7	70	2:00	TD
50 Yard Line	9	50	1:54	TD

vs. Arkansas				
Started at	Plays	Yards	Time	Result
Ole Miss 25	17	75	5:42	TD
Ole Miss 17	2	83	0:33	TD
Ole Miss 32	9	68	2:39	TD
Ole Miss 25	8	42	3:22	FG
Ole Miss 21	3	79	0:44	TD
Ole Miss 25	10	75	3:29	TD
Ole Miss 25	7	75	2:11	TD
Ole Miss 25	2	75	0:15	TD

at Tennessee				
Started at	Plays	Yards	Time	Result
Tennessee 11	4	11	0:58	TD
Ole Miss 30	11	57	3:01	FG
Ole Miss 46	8	54	2:30	TD
Ole Miss 9	12	91	3:37	TD
Ole Miss 15	14	58	5:17	FG
Ole Miss 32	8	68	3:02	TD

vs. LSU				
Started at	Plays	Yards	Time	Result
Ole Miss 1	13	74	5:07	FG
Ole Miss 37	7	63	3:11	TD
Ole Miss 20	9	80	2:05	TD
Ole Miss 34	10	66	4:11	TD
Ole Miss 38	6	62	2:41	TD

at Auburn				
Started at	Plays	Yards	Time	Result
Ole Miss 27	12	61	3:35	FG
Ole Miss 12	15	55	5:25	TD
Ole Miss 25	10	75	3:38	TD
Ole Miss 26	7	42	1:28	FG

vs. Liberty				
Started at	Plays	Yards	Time	Result
Ole Miss 25	2	75	0:34	TD
Ole Miss 20	5	54	1:22	FG
Ole Miss 42	4	58	0:56	TD
Ole Miss 30	5	70	1:27	TD
Ole Miss 25	9	54	3:42	FG

vs. Texas A&M				
Started at	Plays	Yards	Time	Result
Ole Miss 26	9	58	2:00	FG
Ole Miss 6	14	94	6:55	TD
Ole Miss 10	9	75	2:55	FG
Texas A&M 14	2	14	0:25	TD

CHARTING THE BIG PLAYS

— PASSING —						
Player	10-19	20-29	30-39	40-49	50+	Total
Corral	74	22	7	6	6	102
Drummond	1	0	0	0	0	1
Altmyer	1	0	0	0	0	1
TOTAL	67	19	6	6	6	104

— RUSHING —						
Player	10-19	20-29	30-39	40-49	50+	Total
Corral	19	2	1	1	0	22
Conner	13	2	1	0	1	14
Parrish Jr.	13	2	1	0	0	13
Ealy	8	5	1	0	2	13
Plumlee	3	0	1	0	0	4
Bullock	3	0	0	0	0	3
Pearson	1	0	0	0	0	1
Dent	0	1	0	0	0	1
Altmyer	1	0	0	0	0	1
Drummond	1	0	0	0	0	1
TOTAL	55	10	5	1	2	73

— RECEIVING —						
Player	10-19	20-29	30-39	40-49	50+	Total
Drummond	21	6	1	2	2	29
Mingo	7	1	2	1	1	12
Sanders	7	4	0	1	2	11
Pearson	6	5	1	0	0	9
D. Jackson	4	1	1	1	1	8
Plumlee	6	2	1	0	0	8
Ealy	6	2	0	0	0	6
Kelly	6	0	0	0	0	5
Parrish Jr.	3	1	1	0	0	5
Conner	4	0	0	0	0	4
C. Rogers	2	0	0	1	0	3
J. Jackson	2	0	0	0	0	2
Corral	1	0	0	0	0	1
Battle	1	0	0	0	0	1
TOTAL	67	19	6	6	6	104

IN THE RED ZONE

When the offense moves the ball inside the opponent's 20-yard line, the offense is considered to be in the "red zone," and in prime scoring position. The following chart shows how the Rebel offense performs inside the "red zone" during the 2019 season:

Game	Chances	TD	FG	TO	Downs	Missed FG	Half
Louisville	8	5	2	0	0	0	1
Austin Peay	7	4	1	1	1	0	0
Tulane	8	7	0	0	0	0	1
Alabama	4	3	0	0	1	0	0
Arkansas	3	3	0	0	0	0	0
Tennessee	4	3	1	0	0	0	0
LSU	5	3	1	1	0	0	0
Auburn	8	2	2	1	3	0	0
Liberty	2	1	0	0	1	0	0
Texas A&M	6	2	2	0	1	0	1
Vanderbilt							
Mississippi State							
Totals	55	33	9	3	7	0	3
Opp. Totals	41	28	7	4	0	2	0

Ole Miss Scoring Percentage: 76.4% (42 of 55)
Opponents Scoring Percentage: 85.4% (35 of 41)

Ole Miss Points Scored: 254
Opponents Points Scored: 215

GAME ONE #25 OLE MISS 43, LOUISVILLE 24

Sept. 6, 2021

Attendance: 30,709 • Mercedes-Benz Stadium • Atlanta, Ga.

ATLANTA — The Rebels dominated on offense, defense and special teams en route to a season opening 43-24 victory over Louisville in the 2021 Chick-fil-A Kickoff Game on Labor Day.

Matt Corral once again put up big numbers through the air, going 22-for-32 for 381 yards and a touchdown pass to Dontario Drummond, who had 177 yards on nine catches. Corral also added 55 yards and a score while Snoop Conner rushed for 60 yards and two scores to lead the team. Defensively, Otis Reese, AJ Finley, Tysheem Johnson and Ashanti Cistrunk each recorded eight tackles while the unit combined for seven tackles for loss and two turnovers.

It was all Ole Miss early, as the Rebels wasted little time getting on the scoreboard first, going 95 yards in 11 plays and capping it all off with a Jerriion Ealy goal line touchdown. Two drives later, true freshman Caden Costa delivered on his first career attempt to give his team a 9-0 lead with 2:25 left in the first quarter.

Corral found the end zone for the first time in 2021, utilizing his legs on a six-yard touchdown run to give Ole Miss a 16-0 lead for the third score of their first four possessions. Defensively, the Rebels continued their hot first half start, as Deantre Prince intercepted Cunningham over the middle. Three plays later, the Rebels extended their lead with a Snoop Conner goal line score. Ole Miss once again took advantage of a Louisville turnover, recovering a fumble on fourth down in the red zone and drove 77-yards in 44 seconds to kick a 22-yard field goal as the half expired. The Rebels went into the locker room with a dominant 26-0 lead.

The Cardinals responded with a 38-yard field goal to open up the third quarter, but the Rebels again drove down the field and answered with another Costa field goal. Louisville finally broke through with 1:58 left in the third quarter, finding the end zone on a four yard pass. The Rebels answered with a seven-play, 75-yard drive of their own that ended with Conner's second touchdown of the game from 11 yards out. Cunningham scored two late touchdowns on the ground, but it was too little, too late. Corral connected with Drummond for his first passing touchdown of the season, icing the 43-24 victory.

Louisville	0	0	10	14	24
Ole Miss	9	17	3	14	43
1st Quarter					OM-UL
11:55	OM	J. Ealy 1-yard run (C. Nation kick missed)			6-0
02:25	OM	C. Costa 47-yard field goal			9-0
2nd Quarter					
11:25	OM	M. Corral 6-yard run (C. Costa kick)			16-0
07:12	OM	S. Conner 1-yard run (C. Costa kick)			23-0
00:00	OM	C. Costa 22-yard field goal			26-0
3rd Quarter					
12:35	UL	J. Turner 38-yard field goal			26-3
08:22	OM	C. Costa 38-yard field goal			29-3
01:58	UL	B. Smith 4-yard pass from M. Cunningham (J. Turner kick)			29-10
4th Quarter					
14:11	OM	S. Conner 11-yard run (C. Costa kick)			36-10
08:58	UL	M. Cunningham 1-yard run (J. Turner kick)			36-17
07:11	OM	D. Drummond 6-yard pass from M. Corral (C. Costa kick)			43-17
03:58	UL	M. Cunningham 9-yard run (J. Turner kick)			43-24

Team Stats	UL	OM	Individual Leaders
First Downs	22	31	Rushing
Rushes-Yards	39-155	41-188	OM: S. Conner, 8-60 (2 TD)
Passing Yards	200	381	M. Corral, 12-55 (1 TD)
Comp.-Att.-Int.	23-38-1	22-32-0	UL: M. Cunningham, 18-79 (2 TD)
Total Plays-Yards	77-355	73-569	Passing
Fumbles-Lost	1-1	0-0	OM: M. Corral, 22-32-381 (1 TD)
Penalties-Yards	9-74	14-125	UL: M. Cunningham, 22-37-191 (1 TD)
Punt Returns-Avg.	1-1.0	0-0.0	Receiving
KO Returns-Avg.	8-22.4	1-11.0	OM: D. Drummond, 10-177 (1 TD)
Interceptions	0	1	UL: M. Ford, 4-50
Possession Time	35:52	24:04	
3rd Down Conv.	6-15	2-9	
4th Down Conv.	3-5	3-3	

GAME TWO #20 OLE MISS 54, AUSTIN PEAY 17

Sept. 11, 2021

Attendance: 47,848 • Vaught Hemingway Stadium • Oxford, Miss.

OXFORD, Miss. — In Saturday's Military Appreciation game, the No. 20 Ole Miss football team took care of business early and cruised to a 54-17 victory over Austin Peay at Vaught-Hemingway Stadium.

Matt Corral completed 21-of-33 passes for 281 yards and threw five touchdown passes. Dontario Drummond and Jonathan Mingo each caught a career-high two touchdowns each, with Drummond recording a third-straight 100-plus yard receiving game. Braylon Sanders and Snoop Conner each added a score through the air and ground, respectively.

Defensively, Ashanti Cistrunk led the Rebels with six tackles, while Sam Williams had two sacks and a 33-yard scoop-and-score in the first half.

For the second consecutive week, the Rebels scored on their opening possession. Matt Corral capped off a 10-play, 80-yard drive by rolling out and finding Dontario Drummond for the goal line score. After the offense punted, Sam Williams sacked Ellis coming off the edge, jarring the ball loose and taking it 33 yards the other way for six to put Ole Miss up 14-0.

Going into the second quarter, Corral and company marched 66 yards down the field in two minutes, connecting with Jonathan Mingo for a 15-yard touchdown strike. Shortly after, the Rebels added two more points after a punting gaff resulted in a safety. Four plays after the ensuing kickoff, Drummond scored his second touchdown catch of the night on a 49-yard toss from Corral and some dazzling footwork along the left sideline. It wouldn't take long for Sam Williams to get his second strip sack of the game, and it eventually resulted in Corral's fourth touchdown pass to Braylon Sanders. Austin Peay finally broke through late in the half, but Ole Miss held a 37-7 lead going into the locker room.

In the second half, Corral threw his fifth touchdown pass of the game to Mingo from 40 yards, Snoop Conner plunged into the end zone and Caden Costa connected on a 26-yard field goal to cap off the scoring efforts. The Governors added a field goal and a late score by CJ Evans Jr., but the Rebels had things well in their hands, advancing to 2-0 on the year at the final score of 54-17.

Austin Peay	0	7	3	7	17
Ole Miss	14	23	14	3	54
1st Quarter					OM-AP
11:55	OM	D. Drummond 1-yard pass from M. Corral (C. Costa kick)			7-0
02:25	OM	S. Williams 33-yard fumble recovery (C. Costa kick)			14-0
2nd Quarter					
11:25	OM	J. Mingo 15-yard pass from M. Corral (C. Costa kick)			21-0
07:12	OM	Ole Miss 0-yard safety			23-0
00:00	OM	D. Drummond 49-yard pass from M. Corral (C. Costa kick)			30-0
07:12	OM	B. Sanders 11-yard pass from M. Corral (C. Costa kick)			37-0
00:00	AP	B. Harley 30-yard pass from D. Ellis (M. Trujillo kick)			37-7
3rd Quarter					
12:35	OM	J. Mingo 40-yard pass from M. Corral (C. Costa kick)			44-7
08:22	AP	M. Trujillo 30-yard field goal			44-10
01:58	OM	S. Conner 3-yard run (C. Costa kick)			51-10
4th Quarter					
14:11	OM	C. Costa 26-yard field goal			54-10
08:58	AP	CJ Evans 40-yard run (M. Trujillo kick)			54-17

Team Stats	AP	OM	Individual Leaders
First Downs	26	29	Rushing
Rushes-Yards	38-114	43-336	OM: Henry Parrish Jr., 8-72
Passing Yards	260	294	John Rhys Plumlee, 4-64
Comp.-Att.-Int.	24-44-0	24-39-0	AP: CJ Evans, 7-74
Total Plays-Yards	82-374	82-630	Passing
Fumbles-Lost	4-2	1-1	OM: M. Corral, 21-33-281 (5 TD)
Penalties-Yards	3-15	12-130	AP: D. Ellis, 22-40-226 (1 TD)
Punt Returns-Avg.	0-0.0	1-1.0	Receiving
KO Returns-Avg.	6-16.2	2-24.5	OM: D. Drummond, 6-107 (2 TD)
Interceptions	0	0	J. Mingo, 7-99 (2 TD)
Possession Time	30:21	29:39	AP: D. McCray, 6-87
3rd Down Conv.	7-19	5-14	
4th Down Conv.	1-5	4-6	

GAME THREE
#16 OLE MISS 61, TULANE 21

Sept. 18, 2021

Attendance: 54,198 • Vaught-Hemingway Stadium • Oxford, Miss.

OXFORD, Miss. — A near two hour weather delay couldn't stop Matt Corral and the No. 16 Ole Miss football team from lighting up the scoreboard on Saturday.

The Rebels tied the SEC record with 41 first downs, while Corral accounted for seven scores, tying a school record. Corral completed 23-of-31 passes for 335 yards and rushed for four TDs. Jerrion Ealy led the Rebels on the ground with 103 yards, while Jonathan Mingo had a career high six catches for 136 yards and a score through the air. Defensively, Chance Campbell led the Rebels with eight tackles and a sack. After giving up 226 yards of total offense in the first half, the Rebels pitched a second half shutout while the offense continued its record setting day.

Right out of the gate, the Rebels came away with touchdowns on their first two drives with ease. Henry Parrish Jr. scored the first and Corral called his own number to go up 13-0. Tulane caught a break, recovering a fumble in Ole Miss territory and cashed in with a goal line score. Ole Miss responded with another Corral rushing touchdown to close out the quarter. After a missed Tulane field goal, Ole Miss went 80 yards in eight plays, capping it off with a 12-yard pass to Dontario Drummond. The Green Wave drove back down the field and answered, scoring a touchdown. After a surprise onside kick recovered at midfield, Corral threw another touchdown pass to Jonathan Mingo on the first play of the drive to make it 33-14 Rebels. They would tack on another score following another three-and-out, with Drummond finding the end zone on an 11-yard sweep. Tulane cut the lead to 40-21 going into the locker room.

Tulane received the second half kickoff, but came off the field empty handed after a turnover on downs near midfield. Five plays later, Corral had his third rushing score of the game. On the ensuing kickoff, Kentrel Bullock knocked the ball loose and the Rebels recovered. Corral added a fourth rushing touchdown two plays later to give the Rebels a 54-21 lead, but he wasn't done racking up touchdowns. Following a punt, the Rebel signal caller found Braylon Sanders for a 45-yard touchdown pass, allowing Ole Miss to crack 60 points for the first time since 2018 against ULM. The Rebels cruised through the remainder of the contest to remain unbeaten.

Corral put up another gaudy first half, going 18-for-24 for 239 yards through the air and rushing for 40 yards while accounting for four scores total. Mingo had 136 of those yards through the air on six catches, which set a career high.

Tulane	7	14	0	0	21
Ole Miss	19	21	21	0	61
1st Quarter					OM-TU
11:27	OM	H. Parrish 19-yard run (C. Costa kick)			7-0
06:41	OM	M. Corral 9-yard run (C. Costa kick missed)			13-0
03:40	TUL	C. Carroll 1-yard run (M. Glover kick)			13-7
00:00	OM	M. Corral 15-yard run (2-point conversion failed)			19-7
2nd Quarter					
09:30	OM	D. Drummond 12-yard pass from M. Corral (C. Costa kick)			26-7
07:21	TUL	S. Wyatt 39-yard pass from M. Pratt (M. Glover kick)			26-14
07:12	OM	J. Mingo 50-yard pass from M. Corral (C. Costa kick)			33-14
11:25	OM	D. Drummond 11-yard run (C. Costa kick)			40-14
00:42	TUL	T. James 22-yard pass from M. Pratt (M. Glover kick)			40-21
3rd Quarter					
11:35	OM	M. Corral 15-yard run (C. Costa kick)			47-21
10:59	OM	M. Corral 12-yard run (C. Costa kick)			54-21
07:56	OM	B. Sanders 45-yard pass from M. Corral (C. Costa kick)			61-21

Team Stats	TUL	OM
First Downs	14	41
Rushes-Yards	38-139	61-372
Passing Yards	166	335
Comp.-Att.-Int.	10-18-0	23-33-0
Total Plays-Yards	56-305	94-707
Fumbles-Lost	2-1	1-1
Penalties-Yards	11-109	9-65
Punt Returns-Avg.	1-4.0	0-0.0
KO Returns-Avg.	8-25.4	0-0.0
Interceptions	0	0
Possession Time	27:53	32:07
3rd Down Conv.	1-11	9-18
4th Down Conv.	0-1	5-5

Individual Leaders

Rushing

OM: Jerrion Ealy, 15-103
Matt Corral, 13-68 (4 TD)

TUL: C. Carroll, 9-40 (1 TD)

Passing

OM: Matt Corral, 23-31-335 (3 TD)

TUL: M. Pratt, 10-18-166 (2 TD)

Receiving

OM: J. Mingo, 6-136 (1 TD)

TUL: D. Watts 2-51

GAME FOUR
#1 ALABAMA 42, #12 OLE MISS 21

Oct. 2, 2021

Attendance: 100,077 • Bryant-Denny Stadium • Tuscaloosa, Ala.

TUSCALOOSA, Ala. — The top-ranked Alabama Crimson Tide held a white-hot Ole Miss offense in check, handing the No. 12 Rebels their first loss of the season, 42-21.

Matt Corral completed 22 of 30 passes for 213 yards with a touchdown on the ground and through the air to Chase Rogers, who had a team-high 53 yards on three catches. Henry Parrish Jr. led the way on the ground with 47 yards on 11 carries. Snoop Conner also added a touchdown run. Defensively, Otis Reese led the Rebels with a career-high 11 tackles, followed by Chance Campbell's career-high 10 tackles, including 1.5 for a loss. Keidron Smith came away with the team's only turnover, recording a second-half interception.

For the first time all season, the Rebels left the field empty handed on their first possession as Alabama stuffed Jerrion Ealy on 4th-and-1 and took over on their own six-yard line. The Tide took advantage, driving 94 yards down field and finishing it with a touchdown pass from Bryce Young to John Metchie. Alabama had better field position on their next drive after snuffing out another fourth down attempt at the Ole Miss 47-yard line. Going into the second quarter, the Crimson Tide executed a fourth-down attempt of their own near the goal line, with Brian Robinson finding the end zone. After both teams traded punts, Young threw his second touchdown pass of the game to put Alabama up 21-0. It would get even worse for the Rebels as Corral's first fumble of the season led to another Robinson touchdown, giving the Tide a commanding 28-0 lead.

Things didn't get any better for the Rebels coming out of halftime as Alabama went down the field and scored once again. Ole Miss finally broke through in the third quarter with Corral calling his own number for a 10-yard touchdown run. It looked as if Alabama would tack on more points on their next drive, but an end-zone interception by Smith erased those plans. However, Robinson later added his fourth touchdown to make it a 42-7 game. Ole Miss showed no quit, driving for consecutive touchdowns. Corral hit Rogers for a 42-yard gain to eventually set up a one-yard Conner rushing score. The Rebel defense then stonewalled Robinson on fourth down of the ensuing drive, setting the stage for Rogers' first career score.

Ole Miss	0	0	7	14	21
Alabama	7	21	7	7	42
1st Quarter					UA-OM
02:20	UA	J. Metchie 16-yard pass from B. Young (W. Reichard kick)			7-0
2nd Quarter					
12:14	UA	B. Robinson Jr. 1-yard run (W. Reichard kick)			14-0
02:55	UA	C. Latu 3-yard pass from B. Young (W. Reichard kick)			21-0
00:57	UA	B. Robinson Jr. 1-yard run (W. Reichard kick)			28-0
3rd Quarter					
12:32	UA	B. Robinson Jr. 1-yard run (W. Reichard kick)			35-0
08:25	OM	M. Corral 10-yard run (C. Costa kick)			35-7
4th Quarter					
10:47	UA	B. Robinson Jr. 2-yard run (W. Reichard kick)			42-7
08:43	OM	S. Conner 1-yard run (C. Costa kick)			42-14
02:23	OM	C. Rogers 2-yard pass from M. Corral (C. Costa kick)			42-21

Team Stats

	UA	OM
First Downs	27	18
Rushes-Yards	50-210	34-78
Passing Yards	241	213
Comp.-Att.-Int.	21-27-1	21-29-0
Total Plays-Yards	77-451	63-291
Fumbles-Lost	0-0	1-1
Penalties-Yards	5-52	8-60
Punt Returns-Avg.	1-2.0	0-0.0
KO Returns-Avg.	2-20.0	2-18.5
Interceptions	0	1
Possession Time	37:59	22:01
3rd Down Conv.	6-13	5-14
4th Down Conv.	3-4	2-5

Individual Leaders

Rushing

OM: Henry Parrish Jr., 11-47

UA: B. Robinson Jr., 36-171 (4 TD)

Passing

OM: Matt Corral, 21-29-213 (1 TD)

UA: B. Young, 21-27-241 (2 TD)

Receiving

OM: C. Rogers, 3-53 (1 TD)

UA: J. Williams, 5-65

GAME FIVE #17 OLE MISS 52, #13 ARKANSAS 51

Oct. 9, 2021

Attendance: 60,256 • Vaught-Hemingway Stadium • Oxford, Miss.

OXFORD, Miss. — The No. 17 Ole Miss Rebels made a final stand when it mattered most, holding firm on a final two-point conversion to stave off No. 13 Arkansas, 52-51, with no time left on the clock. The game featured a combined 103 points and 1,287 yards of total offense, but the Rebels emerged victorious on that final two-point try after Sam Williams and Tavius Robinson got in the face of Arkansas quarterback KJ Jefferson, who overthrew his target amid the pressure.

Matt Corral completed 14-of-21 passes for 287 yards and two touchdowns while also rushing for 94 yards and two scores on the ground. Henry Parrish Jr. (18 attempts, 111 yards) and Snoop Conner (12 attempts, 110 yards, three TD) combined for 221 yards rushing — with Conner setting a career high with his three scores. Nine different Rebels caught a pass with five hauling in two, and leading the way were Braylon Sanders (two receptions, 127 yards, one TD) and Dontario Drummond (two receptions, 78 yards, one TD). Defensively, Otis Reese led the Rebels with 11 tackles while Keidron Smith and AJ Finley each had 10. Chance Campbell had the only sack of the day, and both he and Smith each had a turnover to their names.

Both teams went back-and-forth all game trading scores. Ole Miss took a 21-14 lead at the half and would lead by as many as 10 in the contest before Arkansas closed the gap late in the third quarter. After Arkansas tied things up at 45 with 1:22 left to play in the ballgame, the Rebel offense took the field and only needed two plays to score the go-ahead touchdown. Corral found Sanders all alone on the right side and he scored from 68 yards out, giving Arkansas just over a minute to score. The Razorbacks drove down to the Ole Miss nine-yard line and with one second left, Jefferson connected with Thompson in the back of the end zone. On the two-point conversion, though, Williams and Robinson caused havoc in the backfield as Jefferson overthrew his receiver and the Rebels prevailed in a thriller.

Arkansas		7	7	17	20	51
Ole Miss		0	21	10	21	52
1st Quarter						OM-AR
04:17	ARK	K.J. Jefferson 5-yard run (C. Little kick)				0-7
2nd Quarter						
13:35	OM	M. Corral 5-yard run (C. Costa kick missed)				6-7
10:32	ARK	T. Smith 14-yard run (C. Little kick)				6-14
09:53	OM	D. Drummond 67-yard pass from M. Corral (M. Corral rush)				14-14
00:42	OM	M. Corral 7-yard run (C. Costa kick)				21-14
3rd Quarter						
11:38	OM	C. Costa 50-yard field goal				24-14
07:30	ARK	T. Knox 3-yard pass from K.J. Jefferson (C. Little kick)				24-21
04:24	ARK	C. Little 31-yard field goal				24-24
03:34	OM	S. Conner 51-yard run (C. Costa kick)				31-24
01:42	ARK	K.J. Jefferson 6-yard run (C. Little kick)				31-31
3rd Quarter						
13:13	OM	S. Conner 34-yard run (C. Costa kick)				38-31
11:12	ARK	T. Burks 20-yard pass from K.J. Jefferson (C. Little kick)				38-38
09:01	OM	S. Conner 1-yard run (C. Costa kick)				45-38
01:22	ARK	K.J. Jefferson 10-yard run (C. Little kick)				45-45
01:07	OM	B. Sanders 68-yard pass from M. Corral (C. Costa kick)				52-45
00:00	ARK	W. Thompson 9-yard pass from K.J. Jefferson (2-point conversion failed)				52-51

Team Stats	ARK	OM
First Downs	39	22
Rushes-Yards	58-350	49-324
Passing Yards	326	287
Comp.-Att.-Int.	25-35-1	14-21-0
Total Plays-Yards	93-676	70-611
Fumbles-Lost	3-1	0-0
Penalties-Yards	4-25	8-75
Punt Returns-Avg.	1-4.0	1-30.0
KO Returns-Avg.	3-20.0	2-16.0
Interceptions	0	1
Possession Time	35:35	24:25
3rd Down Conv.	7-13	5-14
4th Down Conv.	2-2	4-5

Individual Leaders	
Rushing	
OM:	Henry Parrish Jr., 18-111
	Snoop Conner, 12-110 (3 TD)
	Matt Corral, 15-94 (2 TD)
ARK:	R. Sanders, 17-139
	K.J. Jefferson, 20-85 (3 TD)
Passing	
OM:	Matt Corral, 14-21-287 (2 TD)
ARK:	K.J. Jefferson, 25-35-326 (3 TD)
Receiving	
OM:	B. Sanders, 2-127 (1 TD)
ARK:	T. Burks 7-136 (1 TD)

GAME SIX #13 OLE MISS 31, TENNESSEE 26

Oct. 16, 2021

Attendance: 102,455 • Neyland Stadium • Knoxville, Tenn.

KNOXVILLE, Tenn. — Matt Corral completed 21 of 38 passes for 231 yards and threw two touchdown passes, but the story of the night is what he did with his legs. Corral had a career-high 195 yards on the ground as Ole Miss silenced a hostile Tennessee crowd and left town with a wild 31-26 victory over the Volunteers.

In total, Corral made up 426 of 510 total yards for the Rebels. Henry Parrish Jr. also helped the cause with 41 rushing yards on 10 carries while Snoop Conner had two rushing touchdowns. Through the air, Dontario Drummond led Ole Miss with 66 receiving yards on just two catches. Drummond and Dannis Jackson each caught a touchdown from Corral, with Jackson's being the first of his Rebel career. Defensively, Mark Robinson put together his best performances in a Rebel uniform, finishing with 14 tackles, five tackles for loss with two sacks. In his first game back from injury, Jake Springer had 11 tackles with a sack while Sam Williams made an impact with seven tackles, 2.5 for loss and 1.5 sacks. As a unit, they kept a high-powered Tennessee offense in check for the first half and again made big stops down the stretch to finish what was a wild meeting on Rocky Top.

After a back-and-forth first quarter, the Rebels went on to score 17 unanswered points. Caden Costa connected on a 30-yard field goal, Corral found Dannis Jackson on a 33-yard pump-and-go route for six and Conner scored his second goal-line TD of the game. In the final minute of the first half, Hooker led the Vols on a late charge down field, ultimately resulting in a 39-yard field goal by Chase McGrath going into the locker room. At the break, Corral had more offensive yards (261) than Tennessee's entire team, who finished with 141.

Tennessee's momentum carried over into the second half with their best drive of the night to make it a one score game. Both teams would then trade missed field goal opportunities before Corral continued his dominant night on the ground and capped off an eight-play, 65-yard drive with a 16-yard touchdown pass to Drummond. The Volunteers wouldn't go away quietly, as Hooker used his legs to get Tennessee back within one score. With time winding down in the fourth quarter, the Rebels were forced to punt the ball away after their defense forced a turnover on downs. It gave the Vols a chance with 27 seconds left, but for the second consecutive week, the Ole Miss defense held its own and made a game-winning stand to cap off the 31-26 victory.

Ole Miss	10	14	7	0	31
Tennessee	9	3	7	7	26
1st Quarter					UT-OM
09:50	OM	S. Conner 1-yard run (C. Costa kick)			0-7
04:35	UT	O. Thomas Safety			2-7
03:51	UT	C. Tillman 16-yard pass from H. Hendon (C. McGrath kick)			9-7
00:44	OM	C. Costa 30-yard field goal			9-10
2nd Quarter					
11:27	OM	D. Jackson 33-yard pass from M. Corral (C. Costa kick)			9-17
05:30	OM	S. Conner 1-yard run (C. Costa kick)			9-24
00:00	UT	C. McGrath 39-yard field goal			12-24
3rd Quarter					
12:38	UT	J. Small 1-yard run (C. McGrath kick)			19-24
02:04	OM	D. Drummond 16-yard pass from M. Corral (C. Costa kick)			19-31
4th Quarter					
13:41	UT	H. Hendon 5-yard run (C. McGrath kick)			26-31

Team Stats	UT	OM
First Downs	29	29
Rushes-Yards	50-222	62-279
Passing Yards	245	231
Comp.-Att.-Int.	18-29-0	21-39-1
Total Plays-Yards	79-467	101-510
Fumbles-Lost	2-1	2-0
Penalties-Yards	6-48	10-75
Punt Returns-Avg.	2-20.0	1--2.0
KO Returns-Avg.	4-21.5	3-19.0
Interceptions	1	0
Possession Time	25:51	34:09
3rd Down Conv.	9-17	11-21
4th Down Conv.	0-1	2-3

Individual Leaders	
Rushing	
OM:	Matt Corral, 30-195
UT:	H. Hooker, 23-108
Passing	
OM:	M. Corral, 21-38-231 (2 TD)
UT:	H. Hooker, 17-26-233 (1 TD)
Receiving	
OM:	D. Drummond, 2-66 (1 TD)
	D. Jackson, 2-42 (1 TD)
AP:	V. Jones Jr., 6-93

GAME SEVEN #12 OLE MISS 31, LSU 17

Oct. 23, 2021

Attendance: 64,523 • Vaught-Hemingway Stadium • Oxford, Miss.

OXFORD, Miss. — On a day when his iconic number 10 was retired, legendary Ole Miss quarterback Eli Manning was honored in a big way Saturday as the Rebels put together a dominant 31-17 Magnolia Bowl victory over the LSU Tigers in front of 64,523 fans, the sixth largest crowd in Vaught-Hemingway Stadium history.

Ole Miss finished with a balanced 470 yards of total offense. Matt Corral completed 18 of 23 passes for 185 yards through the air and threw his only touchdown pass to Casey Kelly. On the ground, Snoop Conner led the Rebels with 117 yards on 14 carries while Corral, Henry Parrish Jr. and Jerriion Ealy each scored a rushing touchdown. Dontario Drummond led Ole Miss in receiving with 93 yards on eight catches. Defensively, Ole Miss forced three turnovers and came up with five sacks between five different Rebels. Mark Robinson once again led the Rebels with 12 tackles, followed by Chance Campbell's 10 tackles. In total, Ole Miss surrendered a season-low 77 yards on the ground.

LSU scored first after the Rebels punted their opening possession away. Another Ole Miss three-and-out gave the Tigers the ball back and they moved the ball down the field once again, but left empty handed as Tysheem Johnson recorded his first career interception on a fourth down play, giving Ole Miss the ball at their own one-yard line. The Rebels drove down the field and settled for a 43-yard field goal from Caden Costa. With less than 10 minutes to play in the first half, Corral found Casey Kelly on the goal line for six. The Rebels then forced a quick three-and-out and scored again as Corral used his legs to find the end zone just before halftime.

The Rebel defense continued their hot streak and forced a three-and-out coming out of the locker room. Their offense continued to remain hot as well, scoring points on their fourth straight possession as Parrish Jr. gave the Rebels a 24-7. Defensively, the Rebels continued to create havoc as Cedric Johnson jarred the ball from Johnson and Jake Springer recovered the loose ball. The Rebels would score on their next drive after Ealy broke a tackle and raced 36 yards for the score, giving Ole Miss a commanding lead. The Landshark defense continued to swarm forcing their third turnover of the game after a Sam Williams strip sack. LSU would tack on a late field goal and touchdown in the fourth quarter, but it was far too late as the Rebels went on to record their third straight victory.

LSU	7	0	0	10	17
Ole Miss	0	17	14	0	31
1st Quarter					OM-LSU
08:29	LSU	T. Davis-Price 1-yard run (C. York kick)			0-7
2nd Quarter					
10:44	OM	C. Costa 43-yard field goal			3-7
03:12	OM	C. Kelly 2-yard pass from M. Corral (C. Costa kick)			10-7
00:15	OM	M. Corral 3-yard run (C. Costa kick)			17-7
3rd Quarter					
08:59	OM	H. Parrish Jr. 5-yard run (C. Costa kick)			24-7
02:27	OM	J. Ealy 36-yard run (C. Costa kick)			31-7
4th Quarter					
07:28	LSU	C. York 47-yard field goal			31-10
03:55	LSU	M. Nabers 9-yard pass from G. Nussmeier (C. York kick)			31-17

Team Stats	LSU	OM
First Downs	20	25
Rushes-Yards	35-77	50-266
Passing Yards	249	204
Comp.-Att.-Int.	20-33-1	19-24-0
Total Plays-Yards	68-326	74-470
Fumbles-Lost	4-2	2-1
Penalties-Yards	2-16	12-106
Punt Returns-Avg.	1--1.0	1-11.0
KO Returns-Avg.	1-14.0	0-0.0
Interceptions	0	1
Possession Time	29:08	30:52
3rd Down Conv.	4-12	5-13
4th Down Conv.	0-1	3-3

Individual Leaders	
Rushing	
OM:	Snoop Conner, 14-117
	Jerriion Ealy, 12-97 (1 TD)
LSU:	T. Davis-Price, 17-53 (1 TD)
Passing	
OM:	Matt Corral, 22-32-381 (1 TD)
LSU:	M. Johnson, 13-21-146
Receiving	
OM:	D. Drummond, 8-93
LSU:	J. Jenkins, 4-52

GAME EIGHT #18 AUBURN 31, #9 OLE MISS 20

Oct. 30, 2021

Attendance: 87,451 • Jordan-Hare Stadium • Auburn, Ala.

AUBURN, Ala. — The Ole Miss football team showed heart, but was unable to come back from a first half deficit and it cost them in a 31-20 defeat at No. 18 Auburn in primetime at Jordan-Hare Stadium on Saturday night.

Ole Miss and Auburn were nearly even on the stat sheet, with the Tigers holding a slight 483-464 edge in total offense, but the game was won in the second half, as Ole Miss held Auburn to three second half points, but the Rebels were also only able to muster a second half field goal themselves while going 4-for-8 in the red zone on the night. Matt Corral fought through an early injury but returned, ending the day 21-of-37 for 289 yards through the air while tallying 45 yards and a score on 10 rushes. Jahcour Pearson and Casey Kelly each had career nights, with both hauling in seven passes for 135 and 81 yards, respectively. On the ground, Henry Parrish Jr. had 57 yards on 12 carries while Snoop Conner had one of two Rebel touchdowns on the night. Defensively, AJ Finley led the Rebels with 10 tackles, followed by Mark Robinson's nine. Sam Williams and Tylan Knight each had a sack while the defense forced two turnovers.

Auburn's offense jumped out to a quick 14-3 lead after scoring on its first two drives of the game. Not long after, the Rebels suffered another setback as Corral left the game with a foot injury, forcing the Rebels to punt the ball away down two scores. Luke Altmeyer took over the reigns for a drive, throwing his first collegiate completion to John Rhys Plumlee and going 5-of-5 before Corral came out of the locker room and re-entered at QB. After converting on fourth down, Conner scored a 13-yard touchdown, cutting the Auburn lead to 14-10. Auburn continued its success on offense, as Nix found the end zone again from seven yards out on the ensuing drive. Corral continued to show grit, capping off a 10 play drive with an 11-yard TD run. However, Nix responded again, leading a scoring drive to put the Tigers up 28-17 at the half.

Ole Miss settled in on defense in the second half, but the Rebels came up short in the red zone after Knight pounced on a muffed punt. Halfway through the third quarter, Costa drilled a 49-yard field goal to make it a one score game, although it would be the final Rebel points scored in the game. Going into the final quarter of play, Auburn extended its lead to 31-30 with a field goal. The Rebels had a few more opportunities, but a rare Corral interception in the end zone and turnover on downs in the red zone proved costly.

Ole Miss	3	14	3	0	20
Auburn	14	14	0	3	31
1st Quarter					AU-OM
10:11	AU	B. Nix 11-yard run (A. Carlson kick)			7-0
06:31	OM	C. Costa 29-yard field goal			7-3
01:49	AU	T. Bigsby 1-yard run (A. Carlson kick)			14-3
2nd Quarter					
08:19	OM	S. Conner 13-yard run (C. Costa kick)			14-10
06:20	AU	B. Nix 7-yard run (A. Carlson kick)			21-10
02:42	OM	M. Corral 11-yard run (C. Costa kick)			21-17
00:11	AU	J. Hunter 9-yard pass from B. Nix (A. Carlson kick)			28-17
3rd Quarter					
06:31	OM	C. Costa 49-yard field goal			28-20
4th Quarter					
10:52	OM	A. Carlson 28-yard field goal			31-20

Team Stats	AU	OM
First Downs	30	26
Rushes-Yards	46-207	39-157
Passing Yards	276	307
Comp.-Att.-Int.	22-31-0	26-42-1
Total Plays-Yards	77-483	81-464
Fumbles-Lost	4-2	1-0
Penalties-Yards	6-40	7-57
Punt Returns-Avg.	3-1.0	0-0.0
KO Returns-Avg.	5-24.0	2-20.5
Interceptions	1	0
Possession Time	33:25	26:35
3rd Down Conv.	4-11	6-15
4th Down Conv.	2-2	1-4

Individual Leaders	
Rushing	
OM:	Henry Parrish Jr., 12-57
	Snoop Conner, 10-47 (1 TD)
AU:	T. Bigsby, 23-140 (1 TD)
Passing	
OM:	Matt Corral, 21-37-289
AU:	B. Nix, 22-30-276 (1 TD)
Receiving	
OM:	Jahcour Pearson, 7-135
	Casey Kelly, 7-81
AU:	K. Hudson, 6-79

GAME NINE
#15 OLE MISS 27, LIBERTY 14

Nov. 6, 2021

Attendance: 53,235 • Vaught-Hemingway Stadium • Oxford, Miss.

OXFORD, Miss. — The Ole Miss defense recorded a season-high nine sacks, seven in the first half, and allowed the Rebel offense to dig an early hole for the opposition. In the end, the Rebels did enough to knock off the Liberty Flames 27-14 at Vaught-Hemingway Stadium on Saturday.

Matt Corral completed 20-of-27 passes for 324 yards and threw his only touchdown pass to Dannis Jackson, who had a career-high 126 yards on six catches. John Rhys Plumlee also had a career-high 110 yards on seven catches through the air. Jerrion Ealy had a season-high 115 yards rushing on 10 carries to go along with his two rushing scores. Defensively, the Rebels pitched a first-half shutout for the second time this season and were active in the Liberty backfield the majority of the contest. AJ Finley led the Ole Miss defense with a season-high 12 tackles and had two interceptions. Jaylon Jones also recorded an interception, the first of his long Rebel career. The three team interceptions were the most for Ole Miss since 2019. Chance Campbell and Sam Williams finished with two sacks apiece, with the latter pushing his sack total to 10.5, a single-season school record in the modern era.

It only took Ole Miss two plays to get on the board first. Ealy found an open hole left side and hit it for a 70-yard touchdown run just over 30 seconds into the ball game. After the Flames punted on their opening drive, they were able to move the ball deep into Rebel territory on their next possession, but, but a few shaky plays and a sack by Campbell forced a 38-yard field goal attempt that sailed wide left. Ole Miss would later capitalize as Corral hit Jackson for a big 50-yard reception, setting up a 43-yard Caden Costa field goal to give the Rebels a 10-0 lead in the opening quarter. Following a three-and-out on defense, Corral and company used four plays to score again. Helped by a 44-yard reception by Braylon Sanders, Ealy scored his second rushing touchdown of the game from four yards out. The Rebels went on to pick off Willis on each of Liberty's next two drives and cashed in seven points off the turnovers thanks to a 40-yard touchdown strike from Corral to Jackson.

Liberty finally broke through on the opening drive of the second half with Shedro Lewis capped barreling his way into the end zone from 28 yards out. Ole Miss responded with a 38-yard Costa field goal to go up 27-7 with 6:49 left in the third quarter. The Flames cut the deficit even closer as Willis led a 73-yard drive and capped it off with a three-yard touchdown run. Going into the final quarter of play the defense came up clutch. Keidron Smith broke up a pass on 4th-and-4, sacks by Williams and Cedric Johnson forced the Flames to punt and another interception by Finley in the end zone sealed the victory.

Liberty		0	0	14	0	14
Ole Miss		10	14	3	0	27
1st Quarter						OM-LU
14:26	OM	J. Ealy 70-yard run (C. Nation kick)				7-0
01:22	OM	C. Costa 43-yard field goal				10-0
2nd Quarter						
13:13	OM	J. Ealy 4-yard run (C. Costa kick)				17-0
01:27	OM	D. Jackson 40-yard pass from M. Corral (C. Costa kick)				24-0
3rd Quarter						
10:31	LU	S. Louis 28-yard run (B. Beck kick)				24-7
06:49	OM	C. Costa 38-yard field goal				27-7
01:08	LU	M. Willis 3-yard run (B. Beck kick)				27-14

Team Stats	LU	OM	Individual Leaders
First Downs	30	20	
Rushes-Yards	55-284	28-142	
Passing Yards	173	324	
Comp.-Att.-Int.	16-26-3	20-27-0	
Total Plays-Yards	81-457	55-466	
Fumbles-Lost	2-0	0-0	
Penalties-Yards	6-59	9-79	
Punt Returns-Avg.	1-2.0	0-0.0	
KO Returns-Avg.	8-22.4	1-6.0	
Interceptions	0	3	
Possession Time	39:35	20:25	
3rd Down Conv.	4-12	2-9	
4th Down Conv.	1-2	0-1	
Rushing			
OM: Jerrion Ealy, 10-115 (2 TD)			
UL: S. Louis, 7-101 (1 TD)			
J. Mack, 19-98			
Passing			
OM: Matt Corral, 20-27-324 (1 TD)			
UL: M. Willis, 16-24-173 (3 INT)			
Receiving			
OM: Dannis Jackson, 6-126 (1 TD)			
John Rhys Plumlee, 7-110			
UL: D. Douglas, 5-56			

GAME TEN
#12 OLE MISS 29, #11 TEXAS A&M 19

Nov. 13, 2021

Attendance: 64,425 • Vaught-Hemingway Stadium • Oxford, Miss.

OXFORD, Miss. — With ESPN's College GameDay in town, Ole Miss put on a show, using two late turnovers to pull away with a 29-19 win over No. 11 Texas A&M at Vaught-Hemingway Stadium on Saturday.

The Rebels finished with 504 yards of total offense, 257 coming on the ground, the largest rushing total given up by the Aggies this season. Jerrion Ealy carried the ball 24 times for 152 yards, putting him over 2,000 rushing yards for his career. Matt Corral completed 24-of-37 passes for 247 yards and a touchdown pass to Dontario Drummond, who had 49 yards on six catches. Defensively, Deane Leonard led Ole Miss with nine tackles while AJ Finley, Otis Reese and Sam Williams combined for 21 tackles.

Ole Miss came out of the tunnel firing on all cylinders on both sides of the ball. The opening drive resulted in a 33-yard Caden Costa field goal, while Drummond capped off a 14-play, 94-yard drive with a 2-yard touchdown catch on 4th-and-goal. In the blink of an eye, Ole Miss had a 10-0 lead with 6:55 left in the opening quarter. Ole Miss proceeded to find the Aggie red zone once again, tacking on a 33-yard field goal. After forcing a three-and-out, Texas A&M held firm in a goal-line stand, forcing a Rebel turnover on downs. However, the Ole Miss would get points a play later as Chance Campbell and Mark Robinson tackled Isaiah Spiller in the end zone for a safety. Both defenses kept the score 15-0 going into the locker room.

Coming out of halftime, Zach Calzada got the Texas A&M passing game going. The Aggies scored 13 unanswered on their first four drives in the second half, using two field goals and a 24-yard touchdown run by Devon Achane to cut the lead to 15-13 with 10 minutes remaining. Two plays after forcing a Rebel punt, Ashanti Cistrunk came away with Ole Miss' first turnover of the night, intercepting Calzada, and set his offense up with a golden opportunity to pull away. Snoop Conner ran straight ahead for a 13-yard score, extending Ole Miss' lead to 22-13. The Rebel defense made another big play on Texas A&M's ensuing drive, this time icing the game for good. On 3rd-and-10, Finley jumped a route, picking off Calzada and running the ball 52-yards the other way for an Ole Miss touchdown. The Aggies scored one more touchdown on the night, but the Rebels held on the rest of the way to remain unbeaten at Vaught-Hemingway Stadium in 2021.

Texas A&M	0	0	10	9	19
Ole Miss	10	5	0	14	29
1st Quarter					OM-TAMU
12:56	OM	C. Costa 33-yard field goal			3-0
06:55	OM	D. Drummond 2-yard pass from M. Corral (C. Costa kick)			10-0
2nd Quarter					
09:34	OM	C. Costa 33-yard field goal			13-0
04:00	OM	D. Jackson 40-yard pass from M. Corral (C. Costa kick)			15-0
3rd Quarter					
10:03	TAMU	S. Small 30-yard field goal			15-3
06:24	TAMU	D. Achane 24-yard run (S. Small kick)			15-10
4th Quarter					
10:19	TAMU	S. Small 43-yard field goal			15-13
06:32	OM	S. Conner 13-yard run (C. Costa kick)			22-13
04:50	OM	A.J. Finley 52-yard interception return (C. Costa kick)			29-13
03:11	TAMU	D. Achane 24-yard run (2-point conversion failed)			29-19

Team Stats	TAMU	OM	Individual Leaders
First Downs	20	32	
Rushes-Yards	29-141	56-257	
Passing Yards	237	247	
Comp.-Att.-Int.	24-41-2	24-37-0	
Total Plays-Yards	70-378	93-504	
Fumbles-Lost	1-0	3-1	
Penalties-Yards	11-90	6-51	
Punt Returns-Avg.	1--5.0	1-0.0	
KO Returns-Avg.	2-15.0	2-19.0	
Interceptions	0	2	
Possession Time	30:03	29:57	
3rd Down Conv.	4-13	5-16	
4th Down Conv.	0-1	1-3	
Rushing			
OM: Jerrion Ealy, 24-152			
Snoop Conner, 11-55 (1 TD)			
TAMU: D. Achane, 12-110 (2 TD)			
Passing			
OM: Matt Corral, 24-37-247 (1 TD)			
TAMU: Z. Calzada, 24-41-237 (2 INT)			
Receiving			
OM: Jahcour Pearson, 5-69			
Dontario Drummond, 6-49 (1TD)			
TAMU: A. Smith, 5-77			