



Officials: Mike Roberts, Ted Valentine, Doug Sirmons

Vanderbilt - 68

Record: 4-1

NO.	Name	F	Min	FG			3P			FT			Rebounds			Fouls		TP	AS	TO	ST	Blocks		+/-
				M-A	M-A	M-A	OR	DR	TOT	PF	FD	OR	DR	TOT	BS	BA								
10	Myles Stute	F	18:37	2-6	2-5	2-2	0	1	1	1	1	8	0	0	2	0	0	0	0	0	0	0	-8	
42	Quentin Millora-Brown	F	24:18	3-4	0-0	2-2	1	2	3	2	2	8	2	1	0	2	0	0	0	0	0	0	30	
0	Tyrin Lawrence	G	26:54	4-7	0-3	1-1	1	3	4	3	1	9	3	2	1	0	0	0	0	0	0	0	5	
2	Scotty Pippen Jr.	G	31:23	5-12	1-5	0-2	0	5	5	3	2	11	5	2	3	0	0	0	0	0	0	0	24	
4	Jordan Wright	G	36:52	3-9	2-5	1-2	0	7	7	1	2	9	2	2	1	0	1	0	0	0	0	0	20	
23	Jamaine Mann		19:22	2-2	0-0	0-0	2	2	4	2	1	4	0	1	1	0	0	0	0	0	0	0	4	
12	Trey Thomas		16:12	4-8	4-6	2-2	1	2	3	0	1	14	1	0	0	0	0	0	0	0	0	0	11	
5	Shane Dezonie		07:05	0-1	0-0	0-0	0	0	0	0	0	0	0	1	0	0	0	0	0	0	0	0	-8	
15	Terren Frank		17:43	2-3	1-1	0-0	0	0	0	3	1	5	0	1	0	0	0	0	0	0	0	0	6	
11	Gabe Dorsey		01:34	0-0	0-0	0-0	0	0	0	0	0	0	0	0	0	0	0	0	0	0	0	0	-4	
Team							1	2	3			0			0									
Totals				25-52	10-25	8-11	6	24	30	15	11	68	13	10	8	2	3	16						

Shooting By Period		
1st FG%	10-26	38.5%
3PT%	3-12	25.0%
FT%	1-2	50%
2nd FG%	15-26	57.7%
3PT%	7-13	53.8%
FT%	7-9	77.8%
GM FG%	25-52	48.1%
3PT%	10-25	40.0%
FT%	8-11	72.7%

Dead Ball Rebounds: 2, 0

Technical Fouls::NONE

Pitt - 52

Record: 2-3

NO.	Name	F	Min	FG			3P			FT			Rebounds			Fouls		TP	AS	TO	ST	Blocks		+/-
				M-A	M-A	M-A	OR	DR	TOT	PF	FD	OR	DR	TOT	BS	BA								
4	Dan Oladapo	F	22:40	2-5	0-0	1-2	2	1	3	0	1	5	0	1	0	0	1	0	0	0	0	1	-18	
23	John Hugley	F	21:23	0-6	0-2	1-2	1	3	4	3	2	1	2	2	0	0	0	1	0	0	0	0	-9	
24	William Jeffress	F	23:50	0-6	0-2	4-4	1	0	1	0	2	4	0	2	1	2	0	0	0	0	0	0	-19	
2	Femi Odukale	G	31:51	3-5	1-1	7-7	0	1	1	2	5	14	2	1	0	1	0	0	0	0	0	0	-10	
5	Nate Santos	G	33:27	5-14	1-8	0-1	2	4	6	1	1	11	1	1	1	0	0	0	0	0	0	0	-15	
3	Noah Collier		17:03	0-0	0-0	0-0	1	2	3	3	1	0	0	1	0	0	0	0	0	0	0	0	-11	
11	Jamarius Burton		27:56	4-9	0-2	1-3	0	2	2	1	2	9	2	1	1	0	0	0	0	0	0	0	-4	
15	Mouhamadou Gueye		15:46	3-4	0-0	0-0	2	4	6	0	1	6	0	3	1	0	0	0	0	0	0	0	-2	
31	Onyebuchi Ezeakudo		02:56	0-0	0-0	0-0	0	0	0	0	0	0	1	0	0	0	0	0	0	0	0	0	0	
1	Chris Payton		01:34	0-0	0-0	0-0	0	0	0	1	0	0	1	0	0	0	0	0	0	0	0	0	4	
35	Max Amadasun		01:34	1-1	0-0	0-0	0	0	0	0	0	2	0	0	1	0	0	0	0	0	0	0	4	
Team							0	4	4			0			1									
Totals				18-50	2-15	14-19	9	21	30	11	15	52	9	13	5	3	2	-16						

Shooting By Period		
1st FG%	9-26	34.6%
3PT%	2-11	18.2%
FT%	3-4	75%
2nd FG%	9-24	37.5%
3PT%	0-4	0.0%
FT%	11-15	73.3%
GM FG%	18-50	36.0%
3PT%	2-15	13.3%
FT%	14-19	73.7%

Dead Ball Rebounds: 4, 1

Technical Fouls::NONE

	Vandy	PITT
Biggest lead	20 (2 nd 1:57)	9 (1 st 7:29)
Best Scoring Run	12(2 nd 1:57)	9(1 st 7:29)
Lead Changes	4	
Times Tied	3	
Time with Lead	26:22	11:09

Points from	Vandy	PITT
Turnovers	14	10
Paint	28	26
Second Chance	6	11
Fast Breaks	14	2
Bench	23	17

	Period by Period Scoring		
	1st	2nd	TOT
Vandy	24	44	68
PITT	23	29	52



Period 1

Quarter Starters:

PITT	2 Odukale F	4 Oladapo D	5 Santos N	23 Hugley J	24 Jeffress W
Vandy	0 Lawrence T	2 Phippen Jr. S	4 Wright J	10 Stute M	42 Millora-Brown Q

Game Time	PITT	Score	Diff	Vandy
20:00	23 HUGLEY J jumpball lost			42 MILLORA-BROWN Q jumpball won
19:30				0 LAWRENCE T turnover lost ball (1)
19:05	5 SANTOS N turnover bad pass (1)			10 STUTE M steal (1)
18:56				10 STUTE M 3pt FG from turnover, jump shot missed
18:54				offensive rebound (1)
18:50	2 ODUKALE F foul shooting (1 - 1)			4 WRIGHT J foul drawn (1)
18:50				4 WRIGHT J free throw 1 - 2 missed
18:50				offensive dead ball rebound (1)
18:50		0-1	-1	4 WRIGHT J free throw 2 - 2 made (1)
18:38	5 SANTOS N 3pt FG , jump shot missed			
18:34				4 WRIGHT J defensive rebound (1)
18:21		0-3	-3	42 MILLORA-BROWN Q 2pt FG in the paint, hook shot made (2)
18:04	24 JEFFRESS W foul drawn (1)			4 WRIGHT J foul shooting (1 - 1)
18:04	24 JEFFRESS W free throw 1 - 2 made (1)	1-3	-2	
18:04	24 JEFFRESS W free throw 2 - 2 made (2)	2-3	-1	
17:38				4 WRIGHT J 3pt FG , jump shot missed
17:36	defensive rebound (1)			
17:23	23 HUGLEY J 2pt FG outside the paint, jump shot missed			
17:19	5 SANTOS N offensive rebound (1)			
17:18	5 SANTOS N 2pt FG second chance in the paint, layup missed			
17:14				4 WRIGHT J defensive rebound (2)
17:08		2-5	-3	0 LAWRENCE T 2pt FG in the paint, driving layup made (2)
16:52	2 ODUKALE F foul drawn (1)			2 PIPPEN JR. S foul personal (1 - 2)
16:46	24 JEFFRESS W turnover bad pass (1)			10 STUTE M steal (2)
16:30				4 WRIGHT J 2pt FG from turnover in the paint, jump shot missed
16:30	defensive rebound (3)			
16:17	2 ODUKALE F 2pt FG in the paint, driving layup made (2)	4-5	-1	
15:58				10 STUTE M 2pt FG outside the paint, turnaround jump shot missed
15:54	4 OLADAPO D defensive rebound (1)			
15:43	4 OLADAPO D turnover travel (1)			
15:42	Timeout media			
15:18				2 PIPPEN JR. S 2pt FG from turnover in the paint, jump shot missed
15:18	defensive rebound (5)			
15:02	24 JEFFRESS W 3pt FG , jump shot missed			
14:58				4 WRIGHT J defensive rebound (3)
14:40				42 MILLORA-BROWN Q turnover travel (1)
14:40	23 HUGLEY J substitution out			
14:40	24 JEFFRESS W substitution out			
14:40	3 COLLIER N substitution in			
14:40	11 BURTON J substitution in			
14:40				42 MILLORA-BROWN Q substitution out
14:40				23 MANN J substitution in



Vanderbilt at Pitt

11/24/21 Petersen Events Center, Pittsburgh, PA
2021-22 Men's Basketball

Game Time: 9:00 PM
Game Duration: 1:49
Attendance: 7,460

Officials: Mike Roberts, Ted Valentine, Doug Sirmons

Game Time	PITT	Score	Diff	Vandy
14:09	4 OLADAPO D 2pt FG from turnover in the paint, driving layup missed			
14:05	5 SANTOS N offensive rebound (2)			
14:05	5 SANTOS N 2pt FG from turnover second chance in the paint, layup made (2)	6-5	1	
13:41		6-7	-1	23 MANN J 2pt FG in the paint, layup made (2)
13:41				0 LAWRENCE T assist (1)
13:20	2 ODUKALE F 3pt FG , jump shot made (5)	9-7	2	
13:20	11 BURTON J assist (1)			
13:04	4 OLADAPO D substitution out			
13:04	15 GUEYE M substitution in			
13:04				0 LAWRENCE T substitution out
13:04				12 THOMAS T substitution in
12:56		9-9	0	2 PIPPEN JR. S 2pt FG in the paint, driving layup made (2)
12:56				12 THOMAS T assist (1)
12:47	11 BURTON J 2pt FG outside the paint, pull up jump shot made (2)	11-9	2	
12:27				10 STUTE M 3pt FG , jump shot missed
12:24	5 SANTOS N defensive rebound (3)			
12:15	5 SANTOS N 3pt FG , jump shot made (5)	14-9	5	
12:15	11 BURTON J assist (2)			
11:53	5 SANTOS N foul personal (1 - 2)			4 WRIGHT J foul drawn (2)
11:53	Timeout media			
11:53				4 WRIGHT J substitution out
11:53				10 STUTE M substitution out
11:53				5 DEZONIE S substitution in
11:53				15 FRANK T substitution in
11:39	2 ODUKALE F substitution out			
11:39	24 JEFFRESS W substitution in			
11:39				2 PIPPEN JR. S turnover bad pass (1)
11:17	5 SANTOS N 3pt FG from turnover, jump shot missed			
11:12				23 MANN J defensive rebound (1)
10:45				12 THOMAS T 2pt FG in the paint, jump shot missed
10:41				12 THOMAS T offensive rebound (1)
10:35				2 PIPPEN JR. S 3pt FG second chance, jump shot missed
10:20	15 GUEYE M defensive rebound (1)			
10:19				2 PIPPEN JR. S substitution out
10:19				4 WRIGHT J substitution in
10:19	24 JEFFRESS W 2pt FG outside the paint, jump shot missed			
10:19				defensive rebound (7)
09:58				4 WRIGHT J 3pt FG , jump shot missed
09:53				23 MANN J offensive rebound (2)
09:49				12 THOMAS T 2pt FG second chance outside the paint, jump shot blocked
09:49	24 JEFFRESS W block (1)			
09:42	3 COLLIER N defensive rebound (1)			
09:36	11 BURTON J 2pt FG in the paint, pull up jump shot missed			
09:32				12 THOMAS T defensive rebound (2)
09:19				4 WRIGHT J turnover bad pass (1)
09:19	3 COLLIER N substitution out			



Officials: Mike Roberts, Ted Valentine, Doug Sirmons

Game Time	PITT	Score	Diff	Vandy
09:19	5 SANTOS N substitution out			
09:19	2 ODUKALE F substitution in			
09:19	23 HUGLEY J substitution in			
09:05	23 HUGLEY J 2pt FG from turnover in the paint, layup missed			
08:53	15 GUEYE M offensive rebound (2)			
08:53	15 GUEYE M 2pt FG from turnover second chance in the paint, layup made (2)	16-9	7	
08:35				5 DEZONIE S 2pt FG in the paint, jump shot blocked
08:35	2 ODUKALE F block (1)			
08:35	defensive dead ball rebound (1)			
08:35	jump ball situation			
08:22	23 HUGLEY J foul offensive (1 - 3)			23 MANN J foul drawn (1)
08:22	23 HUGLEY J turnover offensive (1)			
07:52				4 WRIGHT J 3pt FG from turnover, jump shot missed
07:47	23 HUGLEY J defensive rebound (1)			
07:29	15 GUEYE M 2pt FG in the paint, dunk, made (4)	18-9	9	
07:29	2 ODUKALE F assist (1)			
07:07				12 THOMAS T 3pt FG , jump shot missed
07:04	15 GUEYE M defensive rebound (3)			
07:00	23 HUGLEY J foul drawn (1)			15 FRANK T foul personal (1 - 3)
07:00	Timeout media			
07:00	11 BURTON J substitution out			
07:00	5 SANTOS N substitution in			
06:48	5 SANTOS N 3pt FG , jump shot missed			
06:46				defensive rebound (10)
06:22				23 MANN J turnover travel (1)
06:22				5 DEZONIE S substitution out
06:22				12 THOMAS T substitution out
06:22				23 MANN J substitution out
06:22				0 LAWRENCE T substitution in
06:22				2 PIPPEN JR. S substitution in
06:22				42 MILLORA-BROWN Q substitution in
06:11	2 ODUKALE F turnover bad pass (1)			2 PIPPEN JR. S steal (1)
06:06		18-11	7	0 LAWRENCE T 2pt FG fast break from turnover in the paint, layup made (4)
05:46	23 HUGLEY J 3pt FG , jump shot missed			
05:41				4 WRIGHT J defensive rebound (4)
05:38	24 JEFFRESS W steal (1)			4 WRIGHT J turnover lost ball (2)
05:38	15 GUEYE M substitution out			
05:38	4 OLADAPO D substitution in			
05:21	23 HUGLEY J 2pt FG from turnover in the paint, hook shot missed			
05:17				2 PIPPEN JR. S defensive rebound (1)
05:14		18-14	4	2 PIPPEN JR. S 3pt FG fast break, jump shot made (5)
05:14	Timeout 30 Sec			
05:14	23 HUGLEY J substitution out			
05:14	3 COLLIER N substitution in			
05:07	24 JEFFRESS W 3pt FG , jump shot missed			
05:03				2 PIPPEN JR. S defensive rebound (2)
04:51		18-17	1	4 WRIGHT J 3pt FG , jump shot made (4)



Vanderbilt at Pitt

11/24/21 Petersen Events Center, Pittsburgh, PA
2021-22 Men's Basketball

Game Time: 9:00 PM
Game Duration: 1:49
Attendance: 7,460

Officials: Mike Roberts, Ted Valentine, Doug Sirmons

Game Time	PITT	Score	Diff	Vandy
04:51				0 LAWRENCE T assist (2)
04:21	5 SANTOS N 3pt FG , jump shot missed			
04:21	3 COLLIER N offensive rebound (2)			
04:21	3 COLLIER N foul drawn (1)			2 PIPPEN JR. S foul personal (2 - 4)
04:21	24 JEFFRESS W substitution out			
04:21	11 BURTON J substitution in			
04:08	5 SANTOS N 2pt FG second chance outside the paint, pull up jump shot made (7)	20-17	3	
03:52				2 PIPPEN JR. S 3pt FG , pull up jump shot missed
03:49				0 LAWRENCE T offensive rebound (1)
03:46		20-20	0	15 FRANK T 3pt FG second chance, jump shot made (3)
03:46				4 WRIGHT J assist (1)
03:25	11 BURTON J foul drawn (1)			0 LAWRENCE T foul shooting (1 - 5)
03:25	11 BURTON J free throw 1 - 2 missed			
03:25	offensive dead ball rebound (2)			
03:25	11 BURTON J free throw 2 - 2 made (3)	21-20	1	
02:54				2 PIPPEN JR. S 2pt FG outside the paint, step back jump shot missed
02:50	5 SANTOS N defensive rebound (4)			
02:38	4 OLADAPO D 2pt FG in the paint, layup blocked			
02:38				42 MILLORA-BROWN Q block (1)
02:31				4 WRIGHT J defensive rebound (5)
02:05		21-22	-1	15 FRANK T 2pt FG outside the paint, jump shot made (5)
02:05				42 MILLORA-BROWN Q assist (1)
01:47	11 BURTON J 3pt FG , turnaround jump shot missed			
01:42				0 LAWRENCE T defensive rebound (2)
01:28	11 BURTON J steal (1)			2 PIPPEN JR. S turnover lost ball (2)
01:20	5 SANTOS N 3pt FG from turnover, jump shot missed			
01:15				0 LAWRENCE T defensive rebound (3)
01:05				0 LAWRENCE T 3pt FG , jump shot missed
00:58	2 ODUKALE F defensive rebound (1)			
00:34	11 BURTON J turnover lost ball (1)			0 LAWRENCE T steal (1)
00:29		21-24	-3	0 LAWRENCE T 2pt FG fast break from turnover in the paint, layup made (6)
00:01	4 OLADAPO D 2pt FG in the paint, layup made (2)	23-24	-1	
00:01	2 ODUKALE F assist (2)			
END OF PERIOD				
PITT 23-24 Vandy				



Officials: Mike Roberts, Ted Valentine, Doug Sirmons

Vanderbilt - 24

NO.	Name	Min	FG	3P	FT	Rebounds			Fouls		TP	AS	TO	ST	Blocks		+/-
			M-A	M-A	M-A	OR	DR	TOT	PF	FD					BS	BA	
10	Myles Stute	F 08:07	0-3	0-2	0-0	0	0	0	0	0	0	0	0	2	0	0	-5
42	Quentin Millora-Brown	F 11:42	1-1	0-0	0-0	0	0	0	0	0	2	1	1	0	1	0	11
0	Tyrin Lawrence	G 13:18	3-4	0-1	0-0	1	2	3	1	0	6	2	1	1	0	0	8
2	Scotty Pippen Jr.	G 16:03	2-6	1-3	0-0	0	2	2	2	0	5	0	2	1	0	0	5
4	Jordan Wright	G 18:26	1-5	1-4	1-2	0	5	5	1	2	4	1	2	0	0	0	1
23	Jamaine Mann	08:18	1-1	0-0	0-0	1	1	2	0	1	2	0	1	0	0	0	-10
12	Trey Thomas	06:42	0-3	0-1	0-0	1	1	2	0	0	0	1	0	0	0	1	-7
5	Shane Dezonie	05:31	0-1	0-0	0-0	0	0	0	0	0	0	0	0	0	0	1	-4
15	Terren Frank	11:53	2-2	1-1	0-0	0	0	0	1	0	5	0	0	0	0	0	6
Team						1	2	3			0		0				
Totals			10-26	3-12	1-2	4	13	17	5	3	24	5	7	4	1	2	1

Shooting By Period		
1st FG%	10-26	38.5%
3PT%	3-12	25.0%
FT%	1-2	50%
GM FG%	10-26	38.5%
3PT%	3-12	25.0%
FT%	1-2	50.0%

Dead Ball Rebounds: 1, 0

Technical Fouls::NONE

Pitt - 23

NO.	Name	Min	FG	3P	FT	Rebounds			Fouls		TP	AS	TO	ST	Blocks		+/-
			M-A	M-A	M-A	OR	DR	TOT	PF	FD					BS	BA	
4	Dan Oladapo	F 12:34	1-3	0-0	0-0	0	1	1	0	0	2	0	1	0	0	1	-6
23	John Hugley	F 09:25	0-4	0-1	0-0	0	1	1	1	1	0	0	1	0	0	0	-2
24	William Jeffress	F 12:38	0-3	0-2	2-2	0	0	0	0	1	2	0	1	1	1	0	-5
2	Femi Odukale	G 17:40	2-2	1-1	0-0	0	1	1	1	1	5	2	1	0	1	0	-1
5	Nate Santos	G 17:41	3-9	1-6	0-0	2	2	4	1	0	7	0	1	0	0	0	-5
3	Noah Collier	10:35	0-0	0-0	0-0	1	1	2	0	1	0	0	0	0	0	0	1
11	Jamarius Burton	12:01	1-3	0-1	1-2	0	0	0	0	1	3	2	1	1	0	0	8
15	Mouhamadou Gueye	07:26	2-2	0-0	0-0	1	2	3	0	0	4	0	0	0	0	0	5
Team						0	3	3			0		0				
Totals			9-26	2-11	3-4	4	11	15	3	5	23	4	6	2	2	1	-1

Shooting By Period		
1st FG%	9-26	34.6%
3PT%	2-11	18.2%
FT%	3-4	75%
GM FG%	9-26	34.6%
3PT%	2-11	18.2%
FT%	3-4	75.0%

Dead Ball Rebounds: 1, 1

Technical Fouls::NONE

	Vandy	PITT
Biggest lead	3 (1 st 18:21)	9 (1 st 7:29)
Best Scoring Run	8(1 st 4:51)	9(1 st 7:29)
Lead Changes	4	
Times Tied	2	
Time with Lead	07:11	11:09

Points from	Vandy	PITT
Turnovers	5	4
Paint	12	10
Second Chance	4	6
Fast Breaks	7	0
Bench	7	7

	Period by Period Scoring		
	1st	2nd	TOT
Vandy	24	44	68
PITT	23	29	52



Vanderbilt at Pitt

11/24/21 Petersen Events Center, Pittsburgh, PA
2021-22 Men's Basketball

Game Time: 9:00 PM
Game Duration: 1:49
Attendance: 7,460

Officials: Mike Roberts, Ted Valentine, Doug Sirmons

Period 2

Quarter Starters:

PITT	2 Odukale F	4 Oladapo D	5 Santos N	23 Hugley J	24 Jeffress W
Vandy	0 Lawrence T	2 Phippen Jr. S	4 Wright J	10 Stute M	42 Millora-Brown Q

Game Time	PITT	Score	Diff	Vandy
20:00	3 COLLIER N substitution out			
20:00	11 BURTON J substitution out			
20:00	23 HUGLEY J substitution in			
20:00	24 JEFFRESS W substitution in			
20:00				15 FRANK T substitution out
20:00				10 STUTE M substitution in
19:40		23-26	-3	42 MILLORA-BROWN Q 2pt FG in the paint, turnaround jump shot made (4)
19:09	2 ODUKALE F foul drawn (2)			2 PIPPEN JR. S foul shooting (3 - 1)
19:09	2 ODUKALE F free throw 1 - 3 made (6)	24-26	-2	
19:09	2 ODUKALE F free throw 2 - 3 made (7)	25-26	-1	
19:09	2 ODUKALE F free throw 3 - 3 made (8)	26-26	0	
19:00				4 WRIGHT J 2pt FG in the paint, layup blocked
19:00	24 JEFFRESS W block (2)			
19:00	defensive rebound (16)			
18:33	5 SANTOS N 3pt FG , jump shot missed			
18:25	offensive dead ball rebound (3)			
18:25	turnover shot clock (7)			
18:20		26-28	-2	2 PIPPEN JR. S 2pt FG from turnover in the paint, turnaround jump shot made (7)
17:58	23 HUGLEY J turnover travel (2)			
17:38				42 MILLORA-BROWN Q 2pt FG from turnover in the paint, layup missed
17:34	23 HUGLEY J defensive rebound (2)			
17:16	4 OLADAPO D foul drawn (1)			42 MILLORA-BROWN Q foul shooting (1 - 2)
17:16	4 OLADAPO D free throw 1 - 2 missed			
17:16	offensive dead ball rebound (4)			
17:16	4 OLADAPO D free throw 2 - 2 made (3)	27-28	-1	
17:03	23 HUGLEY J foul personal (2 - 1)			42 MILLORA-BROWN Q foul drawn (1)
17:03	4 OLADAPO D substitution out			
17:03	23 HUGLEY J substitution out			
17:03	3 COLLIER N substitution in			
17:03	15 GUEYE M substitution in			
16:47		27-31	-4	10 STUTE M 3pt FG , jump shot made (3)
16:47				2 PIPPEN JR. S assist (1)
16:23	2 ODUKALE F 2pt FG outside the paint, pull up jump shot missed			
16:20				10 STUTE M defensive rebound (1)
16:18	3 COLLIER N foul shooting (1 - 2)			2 PIPPEN JR. S foul drawn (1)
16:18				2 PIPPEN JR. S free throw fast break 1 - 2 missed
16:18				offensive dead ball rebound (2)
16:18				2 PIPPEN JR. S free throw fast break 2 - 2 missed
16:18	5 SANTOS N defensive rebound (5)			
15:55	15 GUEYE M foul drawn (1)			42 MILLORA-BROWN Q foul personal (2 - 3)



Vanderbilt at Pitt

11/24/21 Petersen Events Center, Pittsburgh, PA
2021-22 Men's Basketball

Game Time: 9:00 PM
Game Duration: 1:49
Attendance: 7,460

Officials: Mike Roberts, Ted Valentine, Doug Sirmons

Game Time	PITT	Score	Diff	Vandy
15:55	Timeout media			
15:55	24 JEFFRESS W substitution out			
15:55	11 BURTON J substitution in			
15:55				42 MILLORA-BROWN Q substitution out
15:55				15 FRANK T substitution in
15:55	3 COLLIER N foul offensive (2 - 3)			15 FRANK T foul drawn (1)
15:55	3 COLLIER N turnover offensive (1)			
15:44				10 STUTE M 3pt FG from turnover, jump shot missed
15:40	15 GUEYE M defensive rebound (4)			
15:33	2 ODUKALE F foul drawn (3)			10 STUTE M foul shooting (1 - 4)
15:33	2 ODUKALE F free throw 1 - 2 made (9)	28-31	-3	
15:33	2 ODUKALE F free throw 2 - 2 made (10)	29-31	-2	
15:19				4 WRIGHT J 2pt FG in the paint, turnaround jump shot missed
15:15	3 COLLIER N defensive rebound (3)			
15:06	2 ODUKALE F 2pt FG in the paint, jump shot missed			
15:00	15 GUEYE M offensive rebound (5)			
15:00	15 GUEYE M 2pt FG second chance in the paint, layup missed			
14:59				2 PIPPEN JR. S defensive rebound (3)
14:55				2 PIPPEN JR. S 3pt FG , jump shot missed
14:51	15 GUEYE M defensive rebound (6)			
14:50	15 GUEYE M turnover bad pass (1)			2 PIPPEN JR. S steal (2)
14:44		29-33	-4	2 PIPPEN JR. S 2pt FG fast break from turnover in the paint, layup made (9)
14:29	2 ODUKALE F foul drawn (4)			0 LAWRENCE T foul personal (2 - 5)
14:29	3 COLLIER N substitution out			
14:29	23 HUGLEY J substitution in			
14:14	15 GUEYE M turnover bad pass (2)			2 PIPPEN JR. S steal (3)
14:06		29-36	-7	10 STUTE M 3pt FG fast break from turnover, jump shot made (6)
14:06				0 LAWRENCE T assist (3)
13:48	11 BURTON J 2pt FG in the paint, pull up jump shot made (5)	31-36	-5	
13:48	23 HUGLEY J assist (1)			
13:24		31-38	-7	2 PIPPEN JR. S 2pt FG in the paint, driving layup made (11)
13:07	11 BURTON J 3pt FG , jump shot missed			
13:05	23 HUGLEY J offensive rebound (3)			
13:05	23 HUGLEY J foul drawn (2)			15 FRANK T foul shooting (2 - 6)
13:05	23 HUGLEY J free throw 1 - 2 missed			
13:05	offensive dead ball rebound (5)			
13:05	23 HUGLEY J free throw 2 - 2 made (1)	32-38	-6	
12:40				2 PIPPEN JR. S 3pt FG , jump shot missed
12:35	5 SANTOS N defensive rebound (6)			
12:20	15 GUEYE M 2pt FG in the paint, driving layup made (6)	34-38	-4	
12:20	5 SANTOS N assist (1)			
11:45				15 FRANK T 2pt FG outside the paint, step back jump shot missed
11:40	23 HUGLEY J defensive rebound (4)			
11:24	11 BURTON J 2pt FG outside the paint, step back jump shot made (7)	36-38	-2	
11:04	11 BURTON J foul personal (1 - 4)			2 PIPPEN JR. S foul drawn (2)
11:04	Timeout media			



Vanderbilt at Pitt

11/24/21 Petersen Events Center, Pittsburgh, PA
2021-22 Men's Basketball

Game Time: 9:00 PM
Game Duration: 1:49
Attendance: 7,460

Officials: Mike Roberts, Ted Valentine, Doug Sirmons

Game Time	PITT	Score	Diff	Vandy
11:04	5 SANTOS N substitution out			
11:04	24 JEFFRESS W substitution in			
11:04				2 PIPPEN JR. S substitution out
11:04				10 STUTE M substitution out
11:04				12 THOMAS T substitution in
11:04				23 MANN J substitution in
10:48		36-40	-4	0 LAWRENCE T 2pt FG in the paint, driving layup made (8)
10:48	2 ODUKALE F foul shooting (2 - 5)			0 LAWRENCE T foul drawn (1)
10:48		36-41	-5	0 LAWRENCE T free throw 1 - 1 made (9)
10:36	15 GUEYE M turnover bad pass (3)			23 MANN J steal (1)
10:18	15 GUEYE M steal (1)			15 FRANK T turnover bad pass (1)
10:05	24 JEFFRESS W 2pt FG from turnover in the paint, layup missed			
10:05	24 JEFFRESS W offensive rebound (1)			
10:05	24 JEFFRESS W foul drawn (2)			15 FRANK T foul shooting (3 - 7)
10:05	24 JEFFRESS W free throw 1 - 2 made (3)	37-41	-4	
10:05	15 GUEYE M substitution out			
10:05	4 OLADAPO D substitution in			
10:05				15 FRANK T substitution out
10:05				42 MILLORA-BROWN Q substitution in
10:05	24 JEFFRESS W free throw 2 - 2 made (4)	38-41	-3	
09:45				12 THOMAS T 3pt FG , pull up jump shot missed
09:42				23 MANN J offensive rebound (3)
09:40				0 LAWRENCE T 3pt FG second chance, jump shot missed
09:37	11 BURTON J defensive rebound (1)			
09:17	2 ODUKALE F foul drawn (5)			0 LAWRENCE T foul shooting (3 - 8)
09:17	2 ODUKALE F free throw 1 - 2 made (11)	39-41	-2	
09:17	2 ODUKALE F free throw 2 - 2 made (12)	40-41	-1	
08:48				0 LAWRENCE T 3pt FG , step back jump shot missed
08:43	11 BURTON J defensive rebound (2)			
08:36	24 JEFFRESS W 2pt FG outside the paint, jump shot missed			
08:30				0 LAWRENCE T defensive rebound (4)
08:18		40-44	-4	4 WRIGHT J 3pt FG , jump shot made (7)
08:18				42 MILLORA-BROWN Q assist (2)
07:58	11 BURTON J 2pt FG in the paint, layup made (9)	42-44	-2	
07:58	23 HUGLEY J assist (2)			
07:58	11 BURTON J foul drawn (2)			23 MANN J foul shooting (1 - 9)
07:58				Timeout media
07:58				0 LAWRENCE T substitution out
07:58				2 PIPPEN JR. S substitution in
07:58	11 BURTON J free throw 1 - 1 missed			
07:58				4 WRIGHT J defensive rebound (6)
07:44		42-47	-5	12 THOMAS T 3pt FG , jump shot made (3)
07:44				4 WRIGHT J assist (2)
07:10	23 HUGLEY J 2pt FG in the paint, layup blocked			
07:10				42 MILLORA-BROWN Q block (2)
07:01				42 MILLORA-BROWN Q defensive rebound (1)
06:51		42-49	-7	4 WRIGHT J 2pt FG in the paint, dunk, made (9)
06:50	23 HUGLEY J substitution out			
06:50	24 JEFFRESS W substitution out			



Vanderbilt at Pitt

11/24/21 Petersen Events Center, Pittsburgh, PA
2021-22 Men's Basketball

Game Time: 9:00 PM
Game Duration: 1:49
Attendance: 7,460

Officials: Mike Roberts, Ted Valentine, Doug Sirmons

Game Time	PITT	Score	Diff	Vandy
06:50	3 COLLIER N substitution in			
06:50	5 SANTOS N substitution in			
06:41	2 ODUKALE F 2pt FG in the paint, driving layup made (14)	44-49	-5	
06:22		44-52	-8	12 THOMAS T 3pt FG , jump shot made (6)
06:22				2 PIPPEN JR. S assist (2)
06:06	5 SANTOS N 3pt FG , jump shot missed			
06:02				4 WRIGHT J defensive rebound (7)
05:49		44-54	-10	42 MILLORA-BROWN Q 2pt FG in the paint, turnaround jump shot made (6)
05:49	Timeout 30 Sec			
05:49	2 ODUKALE F substitution out			
05:49	24 JEFFRESS W substitution in			
05:17	11 BURTON J 2pt FG outside the paint, jump shot missed			
05:12	4 OLADAPO D offensive rebound (2)			
05:12	4 OLADAPO D 2pt FG second chance in the paint, layup missed			
05:10	4 OLADAPO D offensive rebound (3)			
05:10	4 OLADAPO D 2pt FG second chance in the paint, layup made (5)	46-54	-8	
04:41		46-56	-10	23 MANN J 2pt FG in the paint, layup made (4)
04:41				2 PIPPEN JR. S assist (3)
04:15	5 SANTOS N 2pt FG in the paint, layup missed			
04:10				2 PIPPEN JR. S defensive rebound (4)
03:55		46-59	-13	12 THOMAS T 3pt FG , jump shot made (9)
03:55				2 PIPPEN JR. S assist (4)
03:43	24 JEFFRESS W 2pt FG outside the paint, pull up jump shot missed			
03:38				12 THOMAS T defensive rebound (3)
03:19		46-62	-16	12 THOMAS T 3pt FG , jump shot made (12)
03:19				2 PIPPEN JR. S assist (5)
02:59	24 JEFFRESS W turnover bad pass (2)			4 WRIGHT J steal (1)
02:56	3 COLLIER N foul shooting (3 - 6)			12 THOMAS T foul drawn (1)
02:56	Timeout media			
02:56	3 COLLIER N substitution out			
02:56	4 OLADAPO D substitution out			
02:56	24 JEFFRESS W substitution out			
02:56	15 GUEYE M substitution in			
02:56	23 HUGLEY J substitution in			
02:56	31 EZEAKUDO O substitution in			
02:56		46-63	-17	12 THOMAS T free throw fast break 1 - 2 made (13)
02:56		46-64	-18	12 THOMAS T free throw fast break 2 - 2 made (14)
02:28	11 BURTON J 2pt FG outside the paint, pull up jump shot missed			
02:23				42 MILLORA-BROWN Q defensive rebound (2)
01:58				2 PIPPEN JR. S 2pt FG outside the paint, turnaround jump shot missed
01:57				42 MILLORA-BROWN Q offensive rebound (3)
01:57	23 HUGLEY J foul personal (3 - 7)			42 MILLORA-BROWN Q foul drawn (2)
01:57		46-65	-19	42 MILLORA-BROWN Q 1&1 free throw 1 made (7)
01:57		46-66	-20	42 MILLORA-BROWN Q 1&1 free throw 2 made (8)
01:39	23 HUGLEY J 3pt FG , jump shot missed			
01:35				2 PIPPEN JR. S defensive rebound (5)



Vanderbilt at Pitt

11/24/21 Petersen Events Center, Pittsburgh, PA
2021-22 Men's Basketball

Game Time: 9:00 PM
Game Duration: 1:49
Attendance: 7,460

Officials: Mike Roberts, Ted Valentine, Doug Sirmons

Game Time	PITT	Score	Diff	Vandy
01:34				Timeout 30 Sec
01:34	15 GUEYE M substitution out			
01:34	23 HUGLEY J substitution out			
01:34	1 PAYTON C substitution in			
01:34	35 AMADASUN M substitution in			
01:34				2 PIPPEN JR. S substitution out
01:34				4 WRIGHT J substitution out
01:34				12 THOMAS T substitution out
01:34				42 MILLORA-BROWN Q substitution out
01:34				0 LAWRENCE T substitution in
01:34				5 DEZONIE S substitution in
01:34				10 STUTE M substitution in
01:34				11 DORSEY G substitution in
01:20	5 SANTOS N steal (1)			0 LAWRENCE T turnover bad pass (2)
01:17	5 SANTOS N 2pt FG fast break from turnover in the paint, layup made (9)	48-66	-18	
01:17	5 SANTOS N foul drawn (1)			23 MANN J foul shooting (2 - 10)
01:17	5 SANTOS N free throw fast break 1 - 1 missed			
01:17				23 MANN J defensive rebound (4)
01:04	35 AMADASUN M steal (1)			5 DEZONIE S turnover bad pass (1)
00:48	5 SANTOS N 2pt FG from turnover in the paint, driving layup made (11)	50-66	-16	
00:48	31 EZEAKUDO O assist (1)			
00:27	1 PAYTON C foul shooting (1 - 8)			10 STUTE M foul drawn (1)
00:27		50-67	-17	10 STUTE M free throw 1 - 2 made (7)
00:27		50-68	-18	10 STUTE M free throw 2 - 2 made (8)
00:16	35 AMADASUN M 2pt FG in the paint, layup made (2)	52-68	-16	
00:16	1 PAYTON C assist (1)			
END OF GAME				
PITT 52-68 Vandy				



Vanderbilt at Pitt

11/24/21 Petersen Events Center, Pittsburgh, PA
2021-22 Men's Basketball

Game Time: 9:00 PM
Game Duration: 1:49
Attendance: 7,460

Officials: Mike Roberts, Ted Valentine, Doug Sirmons

Vanderbilt - 44

NO.	Name	Min	FG			Rebounds			Fouls		TP	AS	TO	ST	Blocks		+/-
			M-A	M-A	M-A	OR	DR	TOT	PF	FD					BS	BA	
10	Myles Stute	F 10:30	2-3	2-3	2-2	0	1	1	1	1	8	0	0	0	0	0	-3
42	Quentin Millora-Brown	F 12:36	2-3	0-0	2-2	1	2	3	2	2	6	1	0	0	1	0	19
0	Tyrin Lawrence	G 13:36	1-3	0-2	1-1	0	1	1	2	1	3	1	1	0	0	0	-3
2	Scotty Pippen Jr.	G 15:20	3-6	0-2	0-2	0	3	3	1	2	6	5	0	2	0	0	19
4	Jordan Wright	G 18:26	2-4	1-1	0-0	0	2	2	0	0	5	1	0	1	0	1	19
15	Terren Frank	05:50	0-1	0-0	0-0	0	0	0	2	1	0	0	1	0	0	0	0
12	Trey Thomas	09:30	4-5	4-5	2-2	0	1	1	0	1	14	0	0	0	0	0	18
23	Jamaine Mann	11:04	1-1	0-0	0-0	1	1	2	2	0	2	0	0	1	0	0	14
5	Shane Dezonie	01:34	0-0	0-0	0-0	0	0	0	0	0	0	0	1	0	0	0	-4
11	Gabe Dorsey	01:34	0-0	0-0	0-0	0	0	0	0	0	0	0	0	0	0	0	-4
Team						0	0	0			0		0				
Totals			15-26	7-13	7-9	2	11	13	10	8	44	8	3	4	1	1	15

Shooting By Period		
2 nd FG%	15-26	57.7%
3PT%	7-13	53.8%
FT%	7-9	77.8%
GM FG%	15-26	57.7%
3PT%	7-13	53.8%
FT%	7-9	77.8%

Dead Ball Rebounds: 1, 0

Technical Fouls::NONE

Pitt - 29

NO.	Name	Min	FG			Rebounds			Fouls		TP	AS	TO	ST	Blocks		+/-
			M-A	M-A	M-A	OR	DR	TOT	PF	FD					BS	BA	
4	Dan Oladapo	F 10:06	1-2	0-0	1-2	2	0	2	0	1	3	0	0	0	0	0	-12
23	John Hugley	F 11:58	0-2	0-1	1-2	1	2	3	2	1	1	2	1	0	0	1	-7
24	William Jeffress	F 11:12	0-3	0-0	2-2	1	0	1	0	1	2	0	1	0	1	0	-14
2	Femi Odukale	G 14:11	1-3	0-0	7-7	0	0	0	1	4	9	0	0	0	0	0	-9
5	Nate Santos	G 15:46	2-5	0-2	0-1	0	2	2	0	1	4	1	0	1	0	0	-10
3	Noah Collier	06:28	0-0	0-0	0-0	0	1	1	3	0	0	0	1	0	0	0	-12
15	Mouhamadou Gueye	08:20	1-2	0-0	0-0	1	2	3	0	1	2	0	3	1	0	0	-7
11	Jamarius Burton	15:55	3-6	0-1	0-1	0	2	2	1	1	6	0	0	0	0	0	-12
31	Onyebuchi Ezeakudo	02:56	0-0	0-0	0-0	0	0	0	0	0	0	1	0	0	0	0	0
1	Chris Payton	01:34	0-0	0-0	0-0	0	0	0	1	0	0	1	0	0	0	0	4
35	Max Amadasun	01:34	1-1	0-0	0-0	0	0	0	0	0	2	0	0	1	0	0	4
Team						0	1	1			0		1				
Totals			9-24	0-4	11-15	5	10	15	8	10	29	5	7	3	1	1	-15

Shooting By Period		
2 nd FG%	9-24	37.5%
3PT%	0-4	0.0%
FT%	11-15	73.3%
GM FG%	9-24	37.5%
3PT%	0-4	0.0%
FT%	11-15	73.3%

Dead Ball Rebounds: 3, 0

Technical Fouls::NONE

	Vandy	PITT
Biggest lead	20 (2 nd 1:57)	0 (1 st 20:00)
Best Scoring Run	12(2 nd 1:57)	5(2 nd 11:24)
Lead Changes	0	
Times Tied	1	
Time with Lead	18:51	00:00

Points from	Vandy	PITT
Turnovers	9	6
Paint	16	16
Second Chance	2	5
Fast Breaks	7	2
Bench	16	10

	Period by Period Scoring		
	1st	2nd	TOT
Vandy	24	44	68
PITT	23	29	52



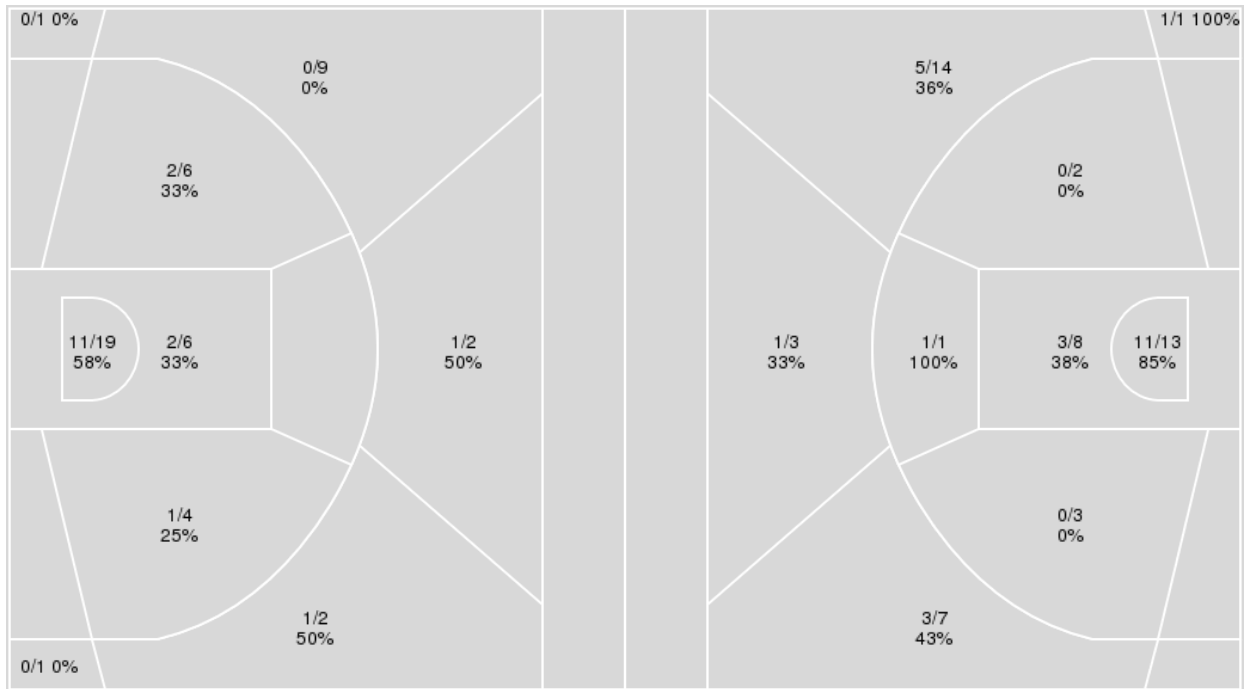
Officials: Mike Roberts, Ted Valentine, Doug Sirmons

{ Players => 1, 2, 3, 4, 5, 11, 12, 13, 14, 15, 21, 22, 23, 24, 31, 35, 42; }
 FG Types => All; Results => All;

{ Players => 0, 1, 2, 3, 4, 5, 10, 11, 12, 15, 20, 21, 22, 23, 33, 42; }
 FG Types => All; Results => All;

Pitt

Vanderbilt



Pitt	M/A	%
Field Goals	18/50	36
2 Points	16/35	46
3 Points	2/15	13
Free Throws	14/19	74

Vanderbilt	M/A	%
Field Goals	25/52	48
2 Points	15/27	56
3 Points	10/25	40
Free Throws	8/11	73

**Vanderbilt at Pitt**11/24/21 Petersen Events Center, Pittsburgh, PA
2021-22 Men's Basketball

Game Time: 9:00 PM

Game Duration: 1:49

Attendance: 7,460

Officials: Mike Roberts, Ted Valentine, Doug Sirmons

Vanderbilt

No	Name	Mins		Score		Points Diff		Points per Min		Assists		Rebounds		Steals		Turnovers	
		On	Off	On	Off	On	Off	On	Off	On	Off	On	Off	On	Off	On	Off
0	Tyrin Lawrence	26:54	13:06	44 - 39	24 - 13	5	11	1.64	1.83	7	6	16	14	7	1	7	3
2	Scotty Pippen Jr.	31:23	08:37	60 - 36	8 - 16	24	-8	1.91	0.93	12	1	23	7	7	1	5	5
4	Jordan Wright	36:52	03:08	66 - 46	2 - 6	20	-4	1.79	0.64	13	0	27	3	8	0	7	3
5	Shane Dezonie	07:05	32:55	2 - 10	66 - 42	-8	24	0.28	2.01	0	13	7	23	0	8	5	5
10	Myles Stute	18:37	21:23	25 - 33	43 - 19	-8	24	1.34	2.01	4	9	7	23	4	4	4	6
11	Gabe Dorsey	01:34	38:26	2 - 6	66 - 46	-4	20	1.28	1.72	0	13	1	29	0	8	2	8
12	Trey Thomas	16:12	23:48	30 - 19	38 - 33	11	5	1.85	1.60	7	6	16	14	2	6	4	6
15	Terren Frank	17:43	22:17	25 - 19	43 - 33	6	10	1.41	1.93	4	9	14	16	5	3	6	4
23	Jamaine Mann	19:22	20:38	34 - 30	34 - 22	4	12	1.76	1.65	8	5	17	13	2	6	6	4
42	Quentin Millora-Brown	24:18	15:42	52 - 22	16 - 30	30	-14	2.14	1.02	10	3	22	8	5	3	4	6

Pitt

No	Name	Mins		Score		Points Diff		Points per Min		Assists		Rebounds		Steals		Turnovers	
		On	Off	On	Off	On	Off	On	Off	On	Off	On	Off	On	Off	On	Off
1	Chris Payton	01:34	38:26	6 - 2	46 - 66	4	-20	3.83	1.20	2	7	0	30	2	3	0	13
2	Femi Odukale	31:51	08:09	44 - 54	8 - 14	-10	-6	1.38	0.98	7	2	26	4	3	2	12	1
3	Noah Collier	17:03	22:57	21 - 32	31 - 36	-11	-5	1.23	1.35	3	6	14	16	1	4	4	9
4	Dan Oladapo	22:40	17:20	27 - 45	25 - 23	-18	2	1.19	1.44	3	6	15	15	1	4	7	6
5	Nate Santos	33:27	06:33	42 - 57	10 - 11	-15	-1	1.26	1.53	7	2	24	6	4	1	11	2
11	Jamarius Burton	27:56	12:04	44 - 48	8 - 20	-4	-12	1.58	0.66	9	0	21	9	4	1	7	6
15	Mouhamadou Gueye	15:46	24:14	19 - 21	33 - 47	-2	-14	1.21	1.36	4	5	15	15	2	3	6	7
23	John Hugley	21:23	18:37	25 - 34	27 - 34	-9	-7	1.17	1.45	4	5	16	14	2	3	9	4
24	William Jeffress	23:50	16:10	20 - 39	32 - 29	-19	3	0.84	1.98	2	7	19	11	2	3	9	4
31	Onyebuchi Ezeakudo	02:56	37:04	6 - 6	46 - 62	0	-16	2.05	1.24	2	7	0	30	2	3	0	13
35	Max Amadasun	01:34	38:26	6 - 2	46 - 66	4	-20	3.83	1.20	2	7	0	30	2	3	0	13

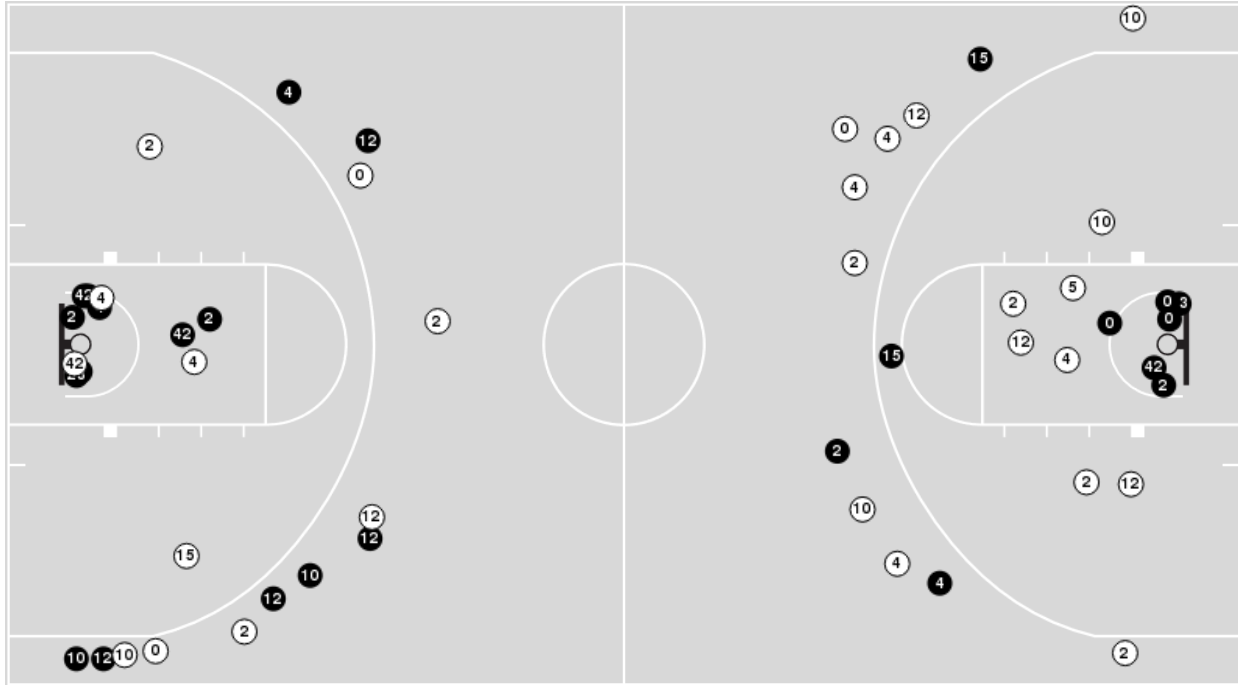


Officials: Mike Roberts, Ted Valentine, Doug Sirmons

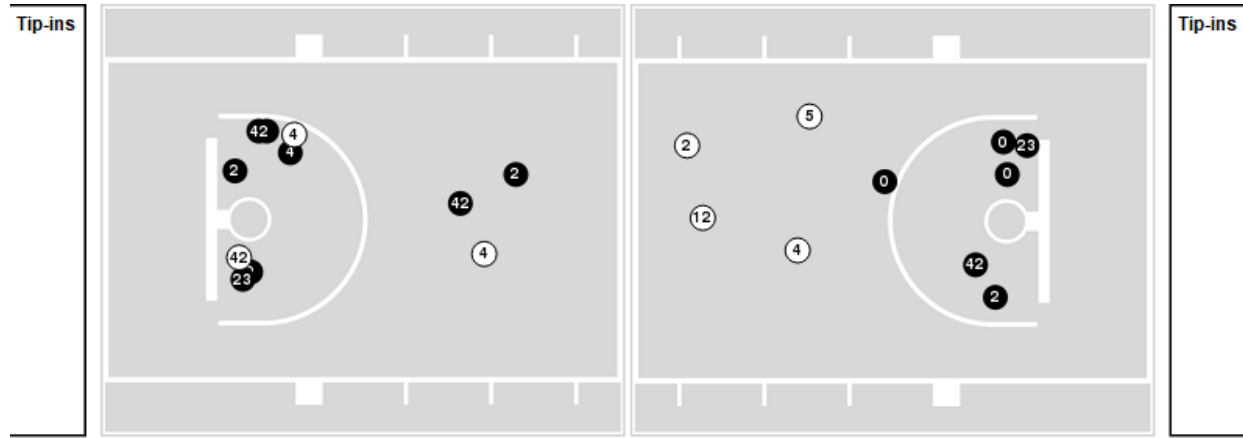
Players => 0, 1, 2, 3, 4, 5, 10, 11, 12, 15, 20, 21, 22, 23, 33, 42 FG Types=>All Results=>All

Vanderbilt

All Field Goals



Blow Up Chart



● Made ○ Missed N - Player Number

Vanderbilt	M/A	%
Field Goals	25/52	48
2 Points	15/27	56
3 Points	10/25	40
Free Throws	8/11	73

Vanderbilt	M/A	%
Points in the Paint	28 (14 / 21)	67
Fast Break Points	14 (7/9)	78
Second Chance Points	6 (4/8)	50
Effective FG%	58	

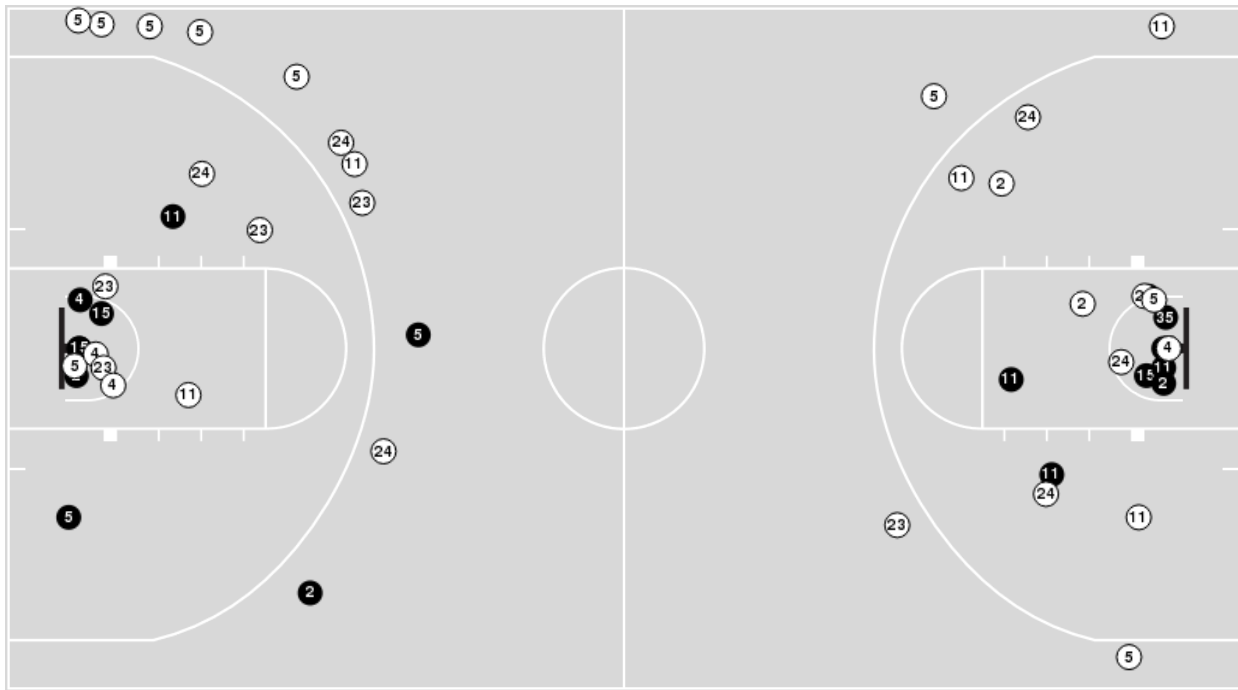


Officials: Mike Roberts, Ted Valentine, Doug Sirmons

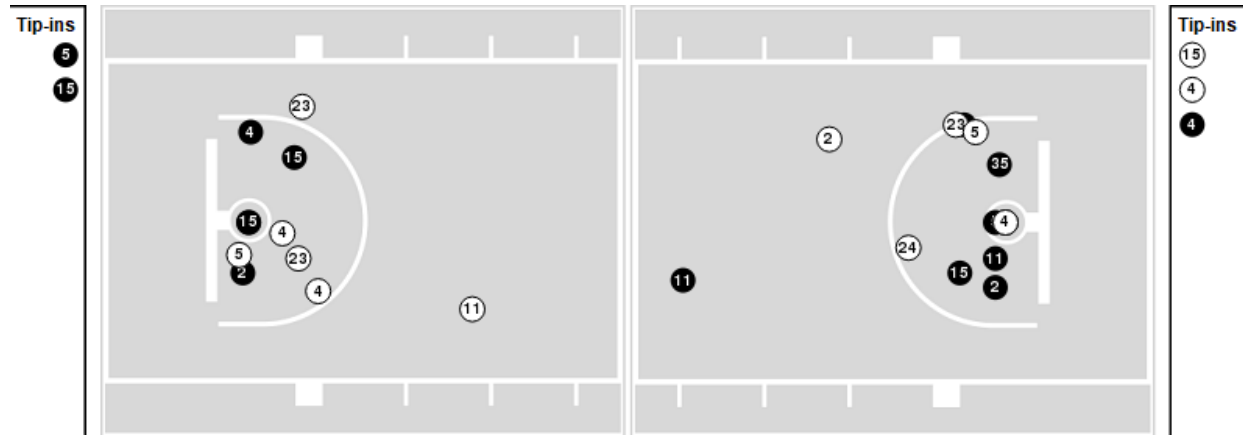
Players => 1, 2, 3, 4, 5, 11, 12, 13, 14, 15, 21, 22, 23, 24, 31, 35, 42FG Types=>AllResults=>All

Pitt

All Field Goals



Blow Up Chart



● Made ○ Missed N - Player Number

Pitt	M/A	%
Field Goals	18/50	36
2 Points	16/35	46
3 Points	2/15	13
Free Throws	14/19	74

Pitt	M/A	%
Points in the Paint	26 (13 / 25)	52
Fast Break Points	2 (1/2)	50
Second Chance Points	11 (7/11)	64
Effective FG%	38	



Vanderbilt at Pitt

11/24/21 Petersen Events Center, Pittsburgh, PA
2021-22 Men's Basketball

Game Time: 9:00 PM
Game Duration: 1:49
Attendance: 7,460

Officials: Mike Roberts, Ted Valentine, Doug Sirmons

Vanderbilt

Lineup	Quarter On	Time On	Quarter Off	Time Off	Time on Court	Score	Score Diff	Reb	Stl	Tov	Ass	PPP
0- Lawrence T/ 2- Phippen Jr. S/ 4- Wright J/ 10- Stute M/ 42- Millora-Brown Q/	1	20:00	1	14:40	05:20	5-4	1	4	2	2	0	0.5631
0- Lawrence T/ 2- Phippen Jr. S/ 4- Wright J/ 10- Stute M/ 23- Mann J/	1	14:40	1	13:04	01:36	2-5	-3	0	0	0	1	2.0000
2- Phippen Jr. S/ 4- Wright J/ 10- Stute M/ 12- Thomas T/ 23- Mann J/	1	13:04	1	11:53	01:11	2-5	-3	0	0	0	1	1.0000
2- Phippen Jr. S/ 5- Dezonie S/ 12- Thomas T/ 15- Frank T/ 23- Mann J/	1	11:53	1	10:19	01:34	0-0	0	2	0	1	0	0.0000
4- Wright J/ 5- Dezonie S/ 12- Thomas T/ 15- Frank T/ 23- Mann J/	1	10:19	1	06:22	03:57	0-4	-4	4	0	2	0	0.0000
0- Lawrence T/ 2- Phippen Jr. S/ 4- Wright J/ 15- Frank T/ 42- Millora-Brown Q/	1	06:22	2	20:00	06:22	15-5	10	7	2	2	3	1.5000
0- Lawrence T/ 2- Phippen Jr. S/ 4- Wright J/ 10- Stute M/ 42- Millora-Brown Q/	2	20:00	2	15:55	04:05	7-4	3	1	0	0	1	1.1905
0- Lawrence T/ 2- Phippen Jr. S/ 4- Wright J/ 10- Stute M/ 15- Frank T/	2	15:55	2	11:04	04:51	7-9	-2	1	2	0	1	0.8750
0- Lawrence T/ 4- Wright J/ 12- Thomas T/ 15- Frank T/ 23- Mann J/	2	11:04	2	10:05	00:59	3-1	2	0	1	1	0	1.2295
0- Lawrence T/ 4- Wright J/ 12- Thomas T/ 23- Mann J/ 42- Millora-Brown Q/	2	10:05	2	07:58	02:07	3-5	-2	2	0	0	1	1.0000
2- Phippen Jr. S/ 4- Wright J/ 12- Thomas T/ 23- Mann J/ 42- Millora-Brown Q/	2	07:58	2	01:34	06:24	22-4	18	8	1	0	5	2.5114
0- Lawrence T/ 5- Dezonie S/ 10- Stute M/ 11- Dorsey G/ 23- Mann J/	2	01:34	2	00:00	01:34	2-6	-4	1	0	2	0	0.6944



Vanderbilt at Pitt

11/24/21 Petersen Events Center, Pittsburgh, PA
2021-22 Men's Basketball

Game Time: 9:00 PM
Game Duration: 1:49
Attendance: 7,460

Officials: Mike Roberts, Ted Valentine, Doug Sirmons

Pitt

Lineup	Quarter On	Time On	Quarter Off	Time Off	Time on Court	Score	Score Diff	Reb	Stl	Tov	Ass	PPP
2- Odukale F/ 4- Oladapo D/ 5- Santos N/ 23- Hugley J/ 24- Jeffress W/	1	20:00	1	14:40	05:20	4-5	-1	5	0	3	0	0.5076
2- Odukale F/ 3- Collier N/ 4- Oladapo D/ 5- Santos N/ 11- Burton J/	1	14:40	1	13:04	01:36	5-2	3	1	0	0	1	2.5000
2- Odukale F/ 3- Collier N/ 5- Santos N/ 11- Burton J/ 15- Gueye M/	1	13:04	1	11:39	01:25	5-2	3	1	0	0	1	2.5000
3- Collier N/ 5- Santos N/ 11- Burton J/ 15- Gueye M/ 24- Jeffress W/	1	11:39	1	09:19	02:20	0-0	0	2	0	0	0	0.0000
2- Odukale F/ 11- Burton J/ 15- Gueye M/ 23- Hugley J/ 24- Jeffress W/	1	09:19	1	07:00	02:19	4-0	4	3	0	1	1	1.3333
2- Odukale F/ 5- Santos N/ 15- Gueye M/ 23- Hugley J/ 24- Jeffress W/	1	07:00	1	05:38	01:22	0-2	-2	0	1	1	0	0.0000
2- Odukale F/ 4- Oladapo D/ 5- Santos N/ 23- Hugley J/ 24- Jeffress W/	1	05:38	1	05:14	00:24	0-3	-3	0	0	0	0	0.0000
2- Odukale F/ 3- Collier N/ 4- Oladapo D/ 5- Santos N/ 24- Jeffress W/	1	05:14	1	04:21	00:53	0-3	-3	1	0	0	0	0.0000
2- Odukale F/ 3- Collier N/ 4- Oladapo D/ 5- Santos N/ 11- Burton J/	1	04:21	2	20:00	04:21	5-7	-2	2	1	1	1	0.7267
2- Odukale F/ 4- Oladapo D/ 5- Santos N/ 23- Hugley J/ 24- Jeffress W/	2	20:00	2	17:03	02:57	4-4	0	2	0	2	0	0.7692
2- Odukale F/ 3- Collier N/ 5- Santos N/ 15- Gueye M/ 24- Jeffress W/	2	17:03	2	15:55	01:08	0-3	-3	1	0	0	0	0.0000
2- Odukale F/ 3- Collier N/ 5- Santos N/ 11- Burton J/ 15- Gueye M/	2	15:55	2	14:29	01:26	2-2	0	4	0	2	0	0.5155
2- Odukale F/ 5- Santos N/ 11- Burton J/ 15- Gueye M/ 23- Hugley J/	2	14:29	2	11:04	03:25	7-5	2	3	0	1	2	1.4344
2- Odukale F/ 11- Burton J/ 15- Gueye M/ 23- Hugley J/ 24- Jeffress W/	2	11:04	2	10:05	00:59	1-3	-2	1	1	1	0	0.6944
2- Odukale F/ 4- Oladapo D/ 11- Burton J/ 23- Hugley J/ 24- Jeffress W/	2	10:05	2	06:50	03:15	5-8	-3	2	0	0	1	1.0504
2- Odukale F/ 3- Collier N/ 4- Oladapo D/ 5- Santos N/ 11- Burton J/	2	06:50	2	05:49	01:01	2-5	-3	0	0	0	0	1.0000
3- Collier N/ 4- Oladapo D/ 5- Santos N/ 11- Burton J/ 24- Jeffress W/	2	05:49	2	02:56	02:53	2-8	-6	2	0	1	0	0.5000
5- Santos N/ 11- Burton J/ 15- Gueye M/ 23- Hugley J/ 31- Ezeakudo O/	2	02:56	2	01:34	01:22	0-4	-4	0	0	0	0	0.0000
1- Payton C/ 5- Santos N/ 11- Burton J/ 31- Ezeakudo O/ 35- Amadasun M/	2	01:34	2	00:00	01:34	6-2	4	0	2	0	2	1.7442



Officials: Mike Roberts, Ted Valentine, Doug Simons

Vanderbilt

Lineup	Time	Score	Score Diff	Pts/Min	Reb	Stl	Tov	Ass	PPP
0- Lawrence T/ 2- Pippen Jr. S/ 4- Wright J/ 10- Stute M/ 42- Millora-Brown Q/	09:25	12-8	4	1.2743	5	2	2	1	0.8130
2- Pippen Jr. S/ 4- Wright J/ 12- Thomas T/ 23- Mann J/ 42- Millora-Brown Q/	06:24	22-4	18	3.4375	8	1	0	5	2.5114
0- Lawrence T/ 2- Pippen Jr. S/ 4- Wright J/ 15- Frank T/ 42- Millora-Brown Q/	06:22	15-5	10	2.3560	7	2	2	3	1.5000
0- Lawrence T/ 2- Pippen Jr. S/ 4- Wright J/ 10- Stute M/ 15- Frank T/	04:51	7-9	-2	1.4433	1	2	0	1	0.8750
4- Wright J/ 5- Dezonie S/ 12- Thomas T/ 15- Frank T/ 23- Mann J/	03:57	0-4	-4	0.0000	4	0	2	0	0.0000
0- Lawrence T/ 4- Wright J/ 12- Thomas T/ 23- Mann J/ 42- Millora-Brown Q/	02:07	3-5	-2	1.4173	2	0	0	1	1.0000
0- Lawrence T/ 2- Pippen Jr. S/ 4- Wright J/ 10- Stute M/ 23- Mann J/	01:36	2-5	-3	1.2500	0	0	0	1	2.0000
2- Pippen Jr. S/ 5- Dezonie S/ 12- Thomas T/ 15- Frank T/ 23- Mann J/	01:34	0-0	0	0.0000	2	0	1	0	0.0000
0- Lawrence T/ 5- Dezonie S/ 10- Stute M/ 11- Dorsey G/ 23- Mann J/	01:34	2-6	-4	1.2766	1	0	2	0	0.6944
2- Pippen Jr. S/ 4- Wright J/ 10- Stute M/ 12- Thomas T/ 23- Mann J/	01:11	2-5	-3	1.6901	0	0	0	1	1.0000
0- Lawrence T/ 4- Wright J/ 12- Thomas T/ 15- Frank T/ 23- Mann J/	00:59	3-1	2	3.0508	0	1	1	0	1.2295



Officials: Mike Roberts, Ted Valentine, Doug Sirmons

Pitt

Lineup	Time	Score	Score Diff	Pts/Min	Reb	Stl	Tov	Ass	PPP
2- Odukale F/ 4- Oladapo D/ 5- Santos N/ 23- Hugley J/ 24- Jeffress W/	08:41	8-12	-4	0.9213	7	0	5	0	0.5682
2- Odukale F/ 3- Collier N/ 4- Oladapo D/ 5- Santos N/ 11- Burton J/	06:58	12-14	-2	1.7225	3	1	1	2	1.1029
2- Odukale F/ 5- Santos N/ 11- Burton J/ 15- Gueye M/ 23- Hugley J/	03:25	7-5	2	2.0488	3	0	1	2	1.4344
2- Odukale F/ 11- Burton J/ 15- Gueye M/ 23- Hugley J/ 24- Jeffress W/	03:18	5-3	2	1.5152	4	1	2	1	1.1261
2- Odukale F/ 4- Oladapo D/ 11- Burton J/ 23- Hugley J/ 24- Jeffress W/	03:15	5-8	-3	1.5385	2	0	0	1	1.0504
3- Collier N/ 4- Oladapo D/ 5- Santos N/ 11- Burton J/ 24- Jeffress W/	02:53	2-8	-6	0.6936	2	0	1	0	0.5000
2- Odukale F/ 3- Collier N/ 5- Santos N/ 11- Burton J/ 15- Gueye M/	02:51	7-4	3	2.4561	5	0	2	1	1.1905
3- Collier N/ 5- Santos N/ 11- Burton J/ 15- Gueye M/ 24- Jeffress W/	02:20	0-0	0	0.0000	2	0	0	0	0.0000
1- Payton C/ 5- Santos N/ 11- Burton J/ 31- Ezeakudo O/ 35- Amadasun M/	01:34	6-2	4	3.8298	0	2	0	2	1.7442
2- Odukale F/ 5- Santos N/ 15- Gueye M/ 23- Hugley J/ 24- Jeffress W/	01:22	0-2	-2	0.0000	0	1	1	0	0.0000
5- Santos N/ 11- Burton J/ 15- Gueye M/ 23- Hugley J/ 31- Ezeakudo O/	01:22	0-4	-4	0.0000	0	0	0	0	0.0000
2- Odukale F/ 3- Collier N/ 5- Santos N/ 15- Gueye M/ 24- Jeffress W/	01:08	0-3	-3	0.0000	1	0	0	0	0.0000
2- Odukale F/ 3- Collier N/ 4- Oladapo D/ 5- Santos N/ 24- Jeffress W/	00:53	0-3	-3	0.0000	1	0	0	0	0.0000