



TENNESSEE

2021 FOOTBALL



125 SEASONS / 6 NATIONAL CHAMPIONSHIPS / 13 SEC TITLES / 53 BOWL GAMES / 93 FIRST-TEAM ALL-AMERICA HONORS / 46 NFL FIRST-ROUND PICKS

GAME 12 | NOV. 27, 2021 | 3:45 P.M. ET | KNOXVILLE, TENN. | NEYLAND STADIUM (102,455)



TENNESSEE VOLUNTEERS

6-5 (3-4 SEC)

Head Coach: Josh Heupel
Record at UT: 6-5 (.545) // first season
Career Record: 34-13 (.723) // fourth season
Rankings: AP - NR // Coaches - NR // CFP - NR



VANDERBILT COMMODORES

2-9 (0-7 SEC)

VS

Head Coach: Clark Lea
Record at VU: 2-9 (.182) // first season
Career Record: same
Rankings: AP - NR // Coaches - NR // CFP - NR

STORYLINES

- **SENIOR DAY:** Tennessee closes its regular season against in-state foe Vanderbilt at 3:45 p.m. Saturday on SEC Network. The Vols will recognize the centennial celebration of Neyland Stadium, Shields-Watkins Field and their seniors one last time. UT remains in third place in the SEC East standings and will look to finish .500 in league play after being picked fifth in the East at SEC Media Day. The Vols lead the all-time series 77-32-5 and have won the last two meetings.
- **BOWL ELIGIBLE:** For the 54th time in program history, Tennessee is bowl eligible following its victory over South Alabama last Saturday. The Vols will learn of their bowl destination on Dec. 5. The 54 bowl appearances would rank fifth nationally all-time behind Alabama, Georgia, Texas and Oklahoma. **Josh Heupel** will be the fifth UT coach in the last 70 years to lead the Vols to a bowl berth in his debut season, joining Bill Battle (1970), Phillip Fulmer (1993), Lane Kiffin (2009) and Derek Dooley (2010). Heupel guided teams to a bowl in each of his previous three seasons as a head coach (three at UCF).
- **HEUPEL ERA:** **Josh Heupel** is in his debut season at Tennessee and ranks 11th in win percentage (.723) among active FBS head coaches (min. two seasons, as FBS HC). The 27th head coach in Vol history, Heupel is tied for the best record among Power Five coaches in their first year with new programs (Bryan Harsin, Auburn and Shane Beamer, South Carolina are both 6-5). Heupel is seeking to become just the fourth first-year UT head coach to lead his team to a .500 record or better in SEC play since 1970, joining Lane Kiffin (4-4 in 2009), Phillip Fulmer (7-1 in 1993) and Bill Battle (4-1 in 1970). Heupel is also attempting to join Kiffin (7 in 2009), Fulmer (10 in 1993), Battle (10 in 1970) and John Barnhill (8 in 1941) as the only UT coaches in the last 80 years (since 1941) to win seven or more regular season games in his first season.
- **LAST TIME OUT:** Tennessee scored touchdowns on its first four possessions as it dominated South Alabama by a score of 60-14 on Saturday night in Neyland Stadium. QB **Hendon Hooker** finished 17-of-20 for 273 yards and two TDs with no interceptions, while adding a 6-yard rushing score. His 85 percent completion percentage was a career high. The Vols didn't punt until the 8:17 mark in the fourth quarter and forced USA to punt on six of its first eight possessions. It also ended two Jaguar drives on downs and two more via safeties, a first for the program since 1989. The Vols held USA to 1-of-16 on third down. **Velus Jones Jr.** returned a kickoff 96 yards for a TD late in the second quarter, representing UT's first since 2017. Jones (103) and **Cedric Tillman** (100) each went over 100 yards receiving. Defensively, LB **Jeremy Banks** led all tacklers with seven.
- **PLAY FAST:** A **Josh Heupel** specialty, Tennessee leads the nation in offensive plays per minute at 2.95. Ole Miss is second at 2.88. By comparison, the Vols averaged 2.36 a year ago, which was 58th in the FBS. UT averages 1.58 points per minute, which ranks second in the FBS (Ohio State - 1.60) and tops in the SEC. From 2018-20, Heupel's UCF teams averaged a nation-high 3.04 plays per minute.
- **HEUPEL EFFECT:** Tennessee's offense has enjoyed a remarkable turnaround in its first season under **Josh Heupel**. The Vols are ranked in the top 25 nationally offensively in six different categories: scoring offense (38.3 - 11th), total offense (460.6 - 15th), rushing offense (205.4 - 22nd), passing efficiency (165.40 - 8th), third down offense (47.3% - 10th) and first down offense (23.6 - 23rd). Last season, the Vols were 102nd (up 87 spots) in total offense (346.2) and 108th (up 97 spots) in scoring offense (21.5).

BY THE NUMBERS

96

tackles by Jr. LB **Jeremy Banks**, team leader which ranks third in the SEC and 24th in the FBS (also leads team with 9.0 TFL)

183.42

QB passer rating by Sr. **Hendon Hooker**, which ranks fourth in the nation and second in the SEC (best in school history)

1

Sr. **Velus Jones Jr.** is the only player in the nation with 700+ receiving yards, 500+ kickoff return yards AND 200+ return yards this season

10

pass breakups in 2021 by Sr. DB **Theo Jackson**, which is tied for the SEC lead and tied for 14th in the FBS

ON THE AIR

TV: SEC NETWORK

Play-by-Play: Dave Neal
Analyst: Deuce McAllister
Reporter: Andraya Carter

RADIO: VOL NETWORK

Local: WIVK-FM 107.7 | WNML-FM 99.1
Sirius: Ch. 135 | **XM:** Ch. 191
SiriusXM App: Ch. 962
Web: UTsports.com
App: Tennessee Athletics
Play-by-Play: Bob Kesling
Analysts: Pat Ryan & Brent Hubbs
Sideline: Kasey Funderburg

SOCIAL MEDIA

Twitter/Instagram: @Vol_Football
Facebook: Tennessee Football

THE SCHEDULE

Overall: 6-5 | Home: 4-3 | Away: 2-2

SEPTEMBER (2-2)

2	Bowling Green	SECN	W, 38-6
11	Pitt	ESPN	L, 34-41
18	Tennessee Tech	SECN+	W, 56-0
25	at #11/11 Florida*	ESPN	L, 14-38

OCTOBER (2-2)

2	at Missouri*	SECN	W, 62-24
9	South Carolina*	ESPN2	W, 45-20
16	#13/14 Ole Miss*	SECN	L, 26-31
23	at #4/4 Alabama*	ESPN	L, 24-52

NOVEMBER (2-1)

6	at #18/17/18 Kentucky*	ESPN2	W, 45-42
13	#1/1/1 Georgia* (HC)	CBS	L, 17-41
20	South Alabama	ESPNU	W, 60-14
27	Vanderbilt*	SECN	3:45 p.m.

* - denotes SEC game

THE COACHING STAFF

Josh Heupel, Head Coach (1st)
Tim Banks*, DC (1st)
Alex Golesh*, OC/TE (1st)
Kodi Burns, WR (1st)
Mike Ekeler, OLB/ST (1st)
Glen Elarbee, OL (1st)
Rodney Garner, DL (3rd, 1st since 1997)
Joey Halzle*, QB (1st)
Brian Jean-Mary, LB (1st)
Jerry Mack, RB (1st)
Willie Martinez, DB (5th, 1st since 2016)

() - denotes year at Tennessee

* - denotes in press box



MEDIA INFORMATION

COACH HEUPEL MEDIA INTERVIEWS

- **MONDAY:** Coach Heupel's weekly press conference will be held in person every Monday of game week at 12:15 p.m. ET in the north studio of the Neyland-Thompson Sports Center. A Zoom option will be available. Questions will come from only those attending in person. It will also be streamed live on SEC Network+, UTsports.com and the UT Athletics YouTube page.
- **WEDNESDAY:** Coach Heupel takes part in the weekly SEC Teleconference each Wednesday at 11:50 a.m. ET. Media representatives should contact the SEC for a confidential phone number.
- **THURSDAY:** Coach Heupel will hold a final game week media availability in person following Thursday's practice mid-day in the north studio. A Zoom option will be available as well. Questions will come from only those attending in person.
- **POSTGAME:** For home games, Coach Heupel's postgame press conference will take place in person in the Stokely Family Media Center of Neyland Stadium. For road games, Coach Heupel's postgame press conference will feature a Zoom-only format.

ASSISTANT COACH MEDIA INTERVIEWS

- **TUESDAY:** One to two assistant coaches will be made available following practice on Tuesdays at approximately 11:20 a.m. in the north studio of the Neyland-Thompson Sports Center. There will not be no Zoom option available for the assistant coach availabilities.
- **WEDNESDAY:** An assistant coach will appear on "Vol Calls" at 8 p.m. ET on Wednesdays during the season at Calhoun's On the River.

STUDENT-ATHLETE MEDIA INTERVIEWS

- **MONDAY/TUESDAY:** Select student-athletes will be available following Coach Heupel's weekly press conference on Mondays in the outside plaza at approximately 12:30 p.m. Players will also be available following the assistant coach availabilities on Tuesday beginning at approximately 11:45 a.m.
- **POSTGAME:** For home games, select student-athletes will be available in person on the stage in Stokely Family Media Center following Coach Heupel's postgame press conference. For road games, select players will be available via Zoom.
- **Student-athletes' contact information will not be distributed.**

"VOL CALLS" WEDNESDAYS

- "Vol Calls," the official statewide radio show of the Tennessee Volunteers, airs from 8-9 p.m. ET on Wednesdays from Calhoun's On the River in downtown Knoxville. The show features head coach Josh Heupel and assistant coaches. It also airs live on UTsports.com and the Tennessee Athletics app.

TENNESSEE MEDIA RELATIONS

BILL MARTIN

Assistant AD for Football Communications
Office: 865-974-4167
Cell: 662-418-3821
Email: billmartin@tennessee.edu
Twitter: @Bill_Martin

SEAN BAROWS

Associate Director of Media Relations
Office: 865-974-7478 | Cell: 561-312-9432
E-mail: sbarows@tennessee.edu
Twitter: @SeanBarows

FOREST JERSEY

Assistant Director of Media Relations
Office: 865-974-7489 | Cell: 865-230-2600
E-mail: fjersey@tennessee.edu
Twitter: @fjersey23

MAX POTTER

Graduate Assistant
Office: 865-974-5270 | Cell: 720-256-0636
E-mail: maxpotter@tennessee.edu
Twitter: @max_potter1

KIM HOOD

Assistant Director of Media Relations
(Credentials)
Office: 865-974-1211 | Cell: 423-552-5617
E-mail: khood3@tennessee.edu
Twitter: @AllinHoodTime

TOM SATKOWIAK

Associate AD for Communications
Office: 865-974-7501 | Cell: 865-696-2897
E-mail: tomsid@tennessee.edu
Twitter: @TomSatkowiak

ADDITIONAL STAFF

Associate Director: Eric Trainer
Assistant Directors: Josh Lively, Shane Switzer
Graduate Assistant: Wyeth Wilson
Student Assistant: Preston Jones
Photographer: Andrew Ferguson

DEPARTMENT ADDRESSES

Anderson Training Center - Ground Floor
Phone: 865-974-1212 • **Fax:** 865-974-9496
Mailing Address: P.O. Box 15016 Knoxville, TN 37901
Shipping Address: 1551 Lake Loudoun Blvd. Knoxville, TN 37996

NEYLAND GAME DAY INFORMATION

- **MEDIA WILL CALL:** For those media members picking up their credentials, pickup is located at the Tennessee Media Relations Office on the ground floor of the Anderson Training Center. Credential pickup begins four hours prior to kickoff.
- **MEDIA ENTRANCE:** Media will enter the press box through Gate 15A on the west side of Neyland Stadium.
- **PRESS BOX:** The press box will open 3.5 hours prior to kickoff. A pregame meal will be served beginning two hours prior to kickoff. After entering Gate 15A, take the elevator to Level 5.
- **STOKELY FAMILY MEDIA CENTER:** Stokely Family Media Center on the field level of Neyland Stadium opens 3.5 hours prior to kickoff and is available for credentialed photographers/videographers. A pregame meal for photographers/videographers will be served beginning two hours prior to kickoff. To access Stokely Family Media Center, take the elevator to Level 1, enter the stadium concourse, and walk north (left). Just inside Gate 21, take the stairs down to the Gate 21A ramp. Enter the field area and walk along the back of the north end zone to the media center, which is located in the

northeast corner of Neyland Stadium.

- **PRINTABLES:** With the exception of flip cards and final game books, media materials will be available digitally in accordance with FWAA recommendations. This includes in-game stats and game notes. Digital links will be distributed prior to game day for game notes.
- **SEC MEDIA PORTAL:** Similar to the 2020 season, the SEC and XOS Digital will provide a platform for distribution of game photos and press conference content. Still photography will be available in the portal for the media following each SEC football game. To request access to the SEC Media Portal and create an account, contact: licensing@xosdigital.com.
- **POSTGAME PRESS CONFERENCES:** Tennessee's home postgame press conference will be held with media in person in the Stokely Family Media Center. A Zoom option will be available to watch, listen and record only. Questions will come from those media in person. The visiting team postgame press conference will be via Zoom format only with no media in person. Links to both Zoom press conferences will be distributed the day prior to the game. The on-demand video of both press conferences will be available in the SEC Media Portal.

COLLEGEPRESSBOX.COM is the official media website for FBS football. Access and download weekly game notes, quotes, statistics, media guides, headshots, logos and more for each conference and its member schools. Register for access at collegepressbox.com/register.



MEDIA SCHEDULE WEEK 12: VANDERBILT (subject to change)

SUNDAY [21]	MONDAY [22]	TUESDAY [23]	WEDNESDAY [24]	THURSDAY [25]	FRIDAY [26]	SATURDAY [27]
no media availability	12:15 p.m. - Coach Heupel Press Conference in north studio (masks required) followed by select players in studio	11:20 a.m. - Assistant Coach media availability (DC Tim Banks) in north studio (masks required) followed by select players in studio	<i>no SEC Media Teleconference this week (Thanksgiving)</i> 8 p.m. - Vol Calls at Calhoun's On The River with Coach Heupel Vol Network	Thanksgiving no media availability	no media availability	Game 12: vs. Vanderbilt 3:45 p.m. ET SECN Neyland Stadium Postgame Coach Heupel and select players will be available in person in Stokely Media Center



TENNESSEE | DEPTH CHART

OFFENSE

TE	87	Jacob Warren	6-6	246	R-Jr.
	-or- 88	Princeton Fant	6-2	240	R-Sr.
LT	58	Darnell Wright	6-6	335	Jr.
	53	Jeremiah Crawford	6-5	315	Jr.
LG	75	Jerome Carvin	6-5	318	Sr.
	50	Jackson Lampley	6-4	320	R-So.
	-or- 78	Ollie Lane	6-4	325	R-Jr.
C	63	Cooper Mays	6-3	295	So.
	78	Ollie Lane	6-4	325	R-Jr.
RG	76	Javontez Spraggins	6-3	320	So.
	54	Kingston Harris	6-3	326	R-Jr.
RT	68	Cade Mays	6-6	325	Sr.
	66	Dayne Davis	6-7	325	R-So.
WR	3	JaVonta Payton	6-1	180	Sr.
	80	Ramel Keyton	6-3	195	Jr.
WR	1	Velus Jones Jr.	6-0	200	R-Sr.*
	11	Jalin Hyatt	6-0	175	So.
	19	Walker Merrill	6-1	190	Fr.
	-or- 9	Jimmy Calloway	6-0	190	So.
WR	4	Cedric Tillman	6-3	215	R-Jr.
	82	Andison Coby	6-2	180	So.
QB	5	Hendon Hooker	6-4	218	R-Sr.
	7	Joe Milton III	6-5	244	R-Jr.
RB	8	Tiyon Evans	5-11	220	Jr.
	-or- 2	Jabari Small	5-11	206	So.
	27	Len'Neth Whitehead	6-2	220	R-Fr.
	20	Jaylen Wright	5-11	200	Fr.

- denotes graduated

* - denotes "super" senior who elected to return in 2021

PRONUNCIATION GUIDE

77	Chris Akporoghene	AW-pour-aw-guh-nay
48	Ja'Quain Blakely	juh-KWAN
11	LaTrell Bumphus	BUM-fiss
8	Tiyon Evans	TIE-on
1	Trevon Flowers	TRAY-von
88	Kurott Garland	KER-ott
1	Velus Jones Jr.	VAY-lus
12	Tamarion McDonald	tuh-MARE-ee-uhn
38	Solon Page III	SOUL-in
3	JaVonta Payton	juh-VON-tay
76	Javontez Spraggins	juh-VAWN-tez SPRA-gins
2	Alontae Taylor	uh-LAWN-tay
95	Da'Jon Terry	day-ZHAN
4	Len'Neth Whitehead	la-NEETH (rhymes with teeth)

DEFENSE

DE	48	Ja'Quain Blakely	6-2	270	R-Sr.*
	97	Caleb Tremblay	6-5	280	R-Sr.*
DT	94	Matthew Butler	6-4	295	Sr.*
	11	LaTrell Bumphus	6-3	290	Sr.*
DT	51	Elijah Simmons	6-2	350	R-So.
	21	Omari Thomas	6-4	316	So.
	95	Da'Jon Terry	6-4	325	R-So.
DE	6	Byron Young	6-3	245	Jr.
	9	Tyler Baron	6-5	260	So.
	30	Roman Harrison	6-2	240	Jr.
MLB	24	Aaron Beasley	6-1	225	Jr.
	38	Solon Page III	6-2	223	R-Sr.
WLB	33	Jeremy Banks	6-1	224	R-Jr.
	38	Solon Page III	6-2	223	R-Sr.
CB	2	Alontae Taylor	6-0	195	Sr.
	29	Brandon Turnage	6-1	186	R-So.
CB	4	Warren Burrell	6-0	190	Jr.
	5	Kenneth George Jr.	5-11	200	R-Sr.
STAR	26	Theo Jackson	6-2	203	Sr.*
	0	Doneiko Slaughter	6-0	190	So.
S	22	Jaylen McCollough	6-0	205	Jr.
	14	Christian Charles	6-1	186	Fr.
S	1	Trevon Flowers	5-11	200	Sr.
	12	Tamarion McDonald	6-2	200	So.

SPECIALISTS

PK	40	Chase McGrath	6-0	195	R-Sr.
	39	Toby Wilson	5-10	182	R-Jr.
P	37	Paxton Brooks	6-6	195	Sr.
	93	Kolby Morgan	5-11	195	Fr.
KO	39	Toby Wilson	5-10	182	R-Jr.
	37	Paxton Brooks	6-6	195	Sr.
LS	47	Matthew Salansky	5-11	245	R-So.
H	37	Paxton Brooks	6-6	195	Sr.
KR	1	Velus Jones Jr.	6-0	200	R-Sr.*
	8	Tiyon Evans	5-11	220	Jr.
PR	1	Trevon Flowers	5-11	200	Sr.
	-or- 1	Velus Jones Jr.	6-0	200	R-Sr.*

- denotes graduated

* - denotes "super" senior who elected to return in 2021

SERIES HISTORY vs. VANDERBILT

115TH MEETING

TENNESSEE LEADS (77-32-5)

in Knoxville: 39-12-1

in Nashville: 38-20-4

Biggest Win: 65 points (65-0, 1994 in Nashville)

Biggest Loss: 51 points (51-0, 1909 in Nashville)

Longest Winning Streak: 22 games (1983-2004)

Longest Losing Streak: 9 games (1901-13)

Current Streak: Tennessee 2 games

1892	Nashville	L	4-22
1892	Knoxville	L	0-12
1900	Nashville	T	0-0
1901	Nashville	L	0-22
1902	Knoxville	L	5-12
1903	Nashville	L	0-40
1904	Nashville	L	0-22
1905	Knoxville	L	0-45
1908	Nashville	L	9-16
1909	Nashville	L	0-51
1910	Nashville	L	0-18
1913	Nashville	L	6-7
1914	Nashville	W	16-14
1915	Nashville	L	0-35
1916	Knoxville	W	10-6
1919	Nashville	T	3-3
1920	Knoxville	L	0-20
1921	Nashville	L	0-14
1922	Knoxville	L	6-14
1923	Nashville	L	7-51
1925	Nashville	L	7-34
1926	Nashville	L	3-20
1927	Knoxville	T	7-7
1928	Nashville	W	6-0
1929	Knoxville	W	13-0
1930	Nashville	W	13-0
1931	Knoxville	W	21-7
1932	Nashville	T	0-0
1933	Knoxville	W	33-6
1934	Nashville	W	13-6
1935	Knoxville	L	7-13
1936	Nashville	W	26-13
1937	Knoxville	L	7-13
1938	Nashville	W	14-0
1939	Knoxville	W	13-0
1940	Nashville	W	20-0
1941	Knoxville	W	26-7
1942	Nashville	W	19-7
1945	Knoxville	W	45-0
1946	Nashville	W	7-6
1947	Knoxville	W	12-7
1948	Nashville	L	6-28
1949	Knoxville	W	26-20
1950	Nashville	W	43-0
1951	Knoxville	W	35-27
1952	Nashville	W	46-0
1953	Knoxville	W	33-6
1954	Nashville	L	0-26
1955	Knoxville	W	20-14
1956	Nashville	W	27-7
1957	Knoxville	W	20-6
1958	Nashville	W	10-6
1959	Knoxville	L	0-14
1960	Nashville	W	35-0
1961	Knoxville	W	41-7
1962	Nashville	W	30-0
1963	Knoxville	W	14-0
1964	Nashville	L	0-7
1965	Knoxville	W	21-3
1966	Nashville	W	28-0
1967	Knoxville	W	41-14
1968	Nashville	W	10-7
1969	Knoxville	W	40-27
1970	Nashville	W	24-6
1971	Knoxville	W	19-7
1972	Nashville	W	30-10
1973	Knoxville	W	20-17

1974	Nashville	T	21-21
1975	Knoxville	L	14-17
1976	Nashville	W	13-10
1977	Knoxville	W	42-7
1978	Nashville	W	41-15
1979	Knoxville	W	31-10
1980	Nashville	W	51-13
1981	Knoxville	W	38-34
1982	Nashville	L	21-28
1983	Knoxville	W	34-24
1984	Nashville	W	29-13
1985	Knoxville	W	30-0
1986	Nashville	W	35-20
1987	Knoxville	W	38-36
1988	Nashville	W	14-7
1989	Knoxville	W	17-10
1990	Nashville	W	49-20
1991	Knoxville	W	45-0
1992	Nashville	W	29-25
1993	Knoxville	W	62-14
1994	Nashville	W	65-0
1995	Knoxville	W	12-7
1996	Nashville	W	14-7
1997	Knoxville	W	17-10
1998	Nashville	W	41-0
1999	Knoxville	W	38-10
2000	Nashville	W	28-26
2001	Knoxville	W	38-0
2002	Nashville	W	24-0
2003	Knoxville	W	48-0
2004	Nashville	W	38-33
2005	Knoxville	L	24-28
2006	Nashville	W	39-10
2007	Knoxville	W	25-24
2008	Nashville	W	20-10
2009	Knoxville	W	31-16
2010	Nashville	W	24-10
2011	Knoxville (OT)	W	27-21
2012	Nashville	L	18-41
2013	Knoxville	L	10-14
2014	Nashville	W	24-17
2015	Knoxville	W	53-28
2016	Knoxville	L	34-35
2017	Knoxville	L	24-42
2018	Nashville	L	13-38
2019	Knoxville	W	28-10
2020	Nashville	W	42-17

SERIES HISTORY vs. VANDERBILT

RUSHING

Rushing Yards:

248, Johnny Jones, 1983

100-Yard Rushing Games:

38, last Eric Gray, 246 in 2019

200-Yard Rushing Games:

5, last Eric Gray, 246 in 2019

Touchdowns:

4, Tony Thompson, 1990 AND Bob Lund, 1945

Attempts:

40, Arian Foster, 2005

Longest Rush:

94 Yards, Eric Gray, 2019

RECEIVING

Receiving Yards:

217, Willie Gault, 1981

100-Yard Rec. Games:

14, last Velus Jones Jr., 2020

Catches:

10, Tim McGee, 1984

Longest Catch:

85 Yards, Clyde Duncan, 1983 AND Anthony Hancock, 1979

PASSING

Passing Yards:

340, Joshua Dobbs, 2016

300-Yard Pass Games:

2, last 340, Joshua Dobbs, 2016

Longest Pass:

85 Yards Alan Cockrell to Clyde Duncan, 1983 AND Jimmy Streater to Anthony Hancock, 1979

Most TDs in a Game:

4 by Bob Lund in 1945 AND Tony Thompson in 1990

NOTING THE TENNESSEE-VANDERBILT SERIES

- Tennessee and Vanderbilt are meeting for the 115th time in a series that dates back to 1892. The two teams have played every year since 1945.
- The Vols lead the all-time series, 77-32-5, and have captured 32 of the last 38 meetings.
- The 77 wins mark the second most in program history over one opponent, only behind Kentucky - 82.
- Coach **Josh Heupel** is facing his third first-year coach of the season, and second in a row after facing South Alabama's Kane Wommack a week ago. **Heupel** is 8-1 in meetings with coaches in their first year with a school. He also defeated South Carolina's Shane Beamer earlier this season.
- Heupel was 2-0 vs. Vanderbilt as Missouri's offensive coordinator from 2016-17.
- Tennessee is seeking its 40th home win over Vanderbilt. There are only nine schools the Vols have played 40 or more times.
- The last four matchups have all been decided by double-digits.
- The two schools are separated by 180 miles down I-40.
- The Vols and Commodores are meeting in the final week of the season for the 62nd time. Tennessee is 52-8-1 in those meetings.
- The two teams meet in Nashville next season on Nov. 26.

STAT COMPARISON

CATEGORY	TENNESSEE		VANDERBILT	
	VALUE	SEC (FBS) RANK	VALUE	SEC (FBS) RANK
3rd D Conv. Pct.	0.473	3 (10)	0.326	14 (120)
3rd D Conv. Pct. Defense	0.443	13 (110)	0.363	7 (42)
4th D Conv. Pct.	0.435	13 (93)	0.609	5 (40)
4th D Conv. Pct Defense	0.483	7 (59)	0.611	10 (94)
Completion Pct.	0.656	7 (27)	0.554	14 (110)
Fewest Penalties P/G	6.45	7 (75)	5.64	4 (48)
Fewest Penalty Yds P/G	56.36	7 (74)	43.45	3 (22)
First Downs Defense	249	12 (104)	237	11 (85)
First Downs Offense	260	4 (21)	193	13 (113)
Fumbles Lost	7	11 (86)	6	8 (58)
Fumbles Recovered	3	9 (111)	2	14 (123)
Kickoff Return Defense	21.15	8 (71)	24.35	14 (115)
Kickoff Returns	26.71	4 (12)	15.43	14 (124)
Net Punting	41.86	3 (20)	38.75	10 (73)
Passes Had Intercepted	3	1 (3)	14	13 (120)
Passes Intercepted	9	10 (61)	13	2 (17)
Passing Offense	254.9	6 (46)	187.8	14 (107)
Passing Yds Allowed	255.5	13 (104)	273.6	14 (119)
Passing Yds per Comp.	13.61	4 (23)	9.89	13 (126)
Punt Return Defense	2.40	1 (7)	12.00	12 (117)
Punt Returns	11.43	1 (24)	5.62	13 (99)
Red Zone Defense	0.905	12 (114)	0.789	4 (38)
Red Zone Offense	0.870	7 (43)	0.759	12 (111)
Rushing Defense	156.3	10 (76)	185.5	12 (103)
Rushing Offense	205.5	4 (22)	123.8	12 (102)
Sacks Allowed	3.82	14 (126)	2.36	9 (79)
Scoring Defense	28.1	12 (85)	35.5	14 (119)
Scoring Offense	38.5	3 (11)	15.3	14 (129)
Tackles for Loss Allowed	4.55	6 (33)	4.91	7 (39)
Team Passing Efficiency	166.03	3 (8)	104.55	14 (126)
Team Passing Effic. Defense	129.57	6 (52)	150.65	14 (110)
Team Sacks	2.73	6 (29)	0.82	14 (128)
Team Tackles for Loss	6.0	9 (55)	3.9	13 (118)
Time of Possession	24:15	14 (130)	30:14	8 (56)
Total Defense	411.8	11 (86)	459.2	14 (119)
Total Offense	460.4	4 (15)	311.6	14 (120)
Turnover Margin	0.18	5 (50)	-0.45	12 (102)
Turnovers Gained	12	11 (97)	15	6 (62)
Turnovers Lost	10	5 (19)	20	12 (108)

THE LAST MEETING

TENNESSEE	7	21	7	7	42
VANDERBILT	7	3	0	7	17

Dec. 12, 2020 | Vanderbilt Stadium | Nashville, Tenn. | Time: 3:01 | Attendance: 849

Vols Roll Past Vanderbilt, 42-17

Tennessee was dominant in all phases of the game in a convincing 42-17 win over in-state rival Vanderbilt in Nashville. UT was led by quarterback Harrison Bailey, who completed 14-of-18 passes for 207 yards and a pair of touchdowns, all career highs.

The freshman connected with redshirt senior wide receiver **Velus Jones Jr.** on a 74-yard touchdown reception in the fourth quarter to cap the scoring. Jones finished the contest as UT's top receiver with 125 yards and a pair of touchdowns on seven receptions, all career highs.

Redshirt sophomore **J.T. Shrout** entered the game in relief in the second quarter and saw action throughout the contest. He completed 6-of-13 passes for 90 yards and a career best two touchdowns.

Defensively, linebacker Henry To'o To'o paced the Vols with 10 tackles, half of a tackle for loss and a pair of pass breakups. Junior defensive back **Bryce Thompson** had a pair of tackles and returned an interception for a touchdown in the second quarter, a play that turned the momentum of the game.

Tight end **Princeton Fant** capped UT's first scoring drive with a 6-yard touchdown reception, the first of his career. Senior running back Ty Chandler and freshman wide out **Jalin Hyatt** also found the end zone for UT. Sophomore kicker **Toby Wilson** scored six points (all PATs) in his collegiate debut.

STAT LEADERS

TENNESSEE

Rushing	Att	Yds	TD	Long	Avg.
Eric Gray	13	74	0	13	5.7
Ty Chandler	9	61	1	20	6.8
Jabari Small	6	48	0	17	8.0
Dee Beckwith	2	24	0	12	12.0
Brian Maurer	1	22	0	22	22.0
Totals	38	212	1	22	5.6

Passing	C-A-I	Yds	TD	Long	Sack
H. Bailey	14-18-0	207	2	74	2
J.T. Shrout	6-13-1	90	2	26	1
P. Brooks	1-1-0	31	0	31	0
Totals	21-32-1	328	4	74	3

Receiving	No.	Yds	TD	Long
Velus Jones Jr.	7	125	2	74
Jalin Hyatt	5	81	1	26
Josh Palmer	4	53	0	20
Henry To'o To'o	1	31	0	31
Jimmy Calloway	1	14	0	14
Eric Gray	1	9	0	9
Jabari Small	1	9	0	9
Princeton Fant	1	6	1	6
Totals	21	328	4	74

VANDERBILT

Rushing	Att	Yds	TD	Long	Avg.
Henry-Brooks	20	56	0	17	2.8
Griffin	5	10	0	8	2.0
Pryor	3	6	0	3	2.0
Seals	3	-19	0	13	-6.3
Totals	31	53	0	17	1.7

Passing	C-A-I	Yds	TD	Long	Sack
Seals	22-39-1	239	2	46	2
Totals	22-39-1	239	2	46	2

Receiving	No.	Yds	TD	Long
Johnson, Cam	7	64	1	18
Bresnahan, Ben	4	38	1	20
Abdur-Rahman, A	3	69	0	46
Pierce, Chris	3	45	0	34
Henry-Brooks, K	3	19	0	16
Harrison, Jaden	1	3	0	3
Pryor, Mitchell	1	1	0	1
Totals	22	239	2	46

SCORING SUMMARY

Team	Qtr	Time	Scoring Play	P-Yds	TOP	Score
UT	1st	5:54	Fant 6 yd. pass from Bailey (Wilson kick)	9-42	4:48	7-0
VU	1st	1:50	Johnson 18 yd. pass from Seals (Fuller kick)	12-75	4:04	7-7
VU	2nd	12:03	Cooke 39 yd. field goal	5-53	2:08	7-10
UT	2nd	8:37	Thompson 18 yd. interception return (Wilson kick)			14-10
UT	2nd	5:52	Jones Jr. 23 yd. pass from Shrout (Wilson kick)	3-41	0:40	21-10
UT	2nd	0:44	Hyatt 26 yd. pass from Shrout (Wilson kick)	4-66	1:03	28-10
UT	3rd	12:50	Chandler 20 yd. run (Wilson kick)	5-72	2:03	35-10
VU	4th	7:22	Bresnahan 16 yd. pass from Seals (Fuller kick)	5-59	1:21	35-17
UT	4th	7:03	Jones Jr. 74 yd. pass from Bailey (Wilson kick)	1-74	0:17	42-17

NATIONAL POLLS

ASSOCIATED PRESS

Rank	School	Record	Points
1	Georgia (62)	11-0	1,550
2	Ohio State	10-1	1,434
3	Alabama	10-1	1,423
4	Cincinnati	11-0	1,416
5	Notre Dame	10-1	1,262
6	Michigan	10-1	1,246
7	Oklahoma State	10-1	1,209
8	Ole Miss	9-2	1,060
9	Baylor	9-2	1,046
10	Oklahoma	10-1	1,001
11	Oregon	9-2	849
12	Michigan State	9-2	778
13	BYU	9-2	771
14	Texas A&M	8-3	628
15	UTSA	11-0	583
16	Utah	8-3	561
17	Iowa	9-2	538
18	Wisconsin	8-3	517
19	Houston	10-1	516
20	Pitt	9-2	445
21	Wake Forest	9-2	344
22	San Diego State	10-1	273
23	Louisiana	10-1	246
24	NC State	8-3	141
25	Arkansas	7-4	105

RV: Clemson 101, Mississippi State 44, Penn State 26, App. State 24, Kentucky 10, Purdue 3

AFCA COACHES

Rank	School	Record	Points
1	Georgia (62)	11-0	1,550
2	Alabama	10-1	1,450
3	Ohio State	10-1	1,428
4	Cincinnati	11-0	1,388
5	Notre Dame	10-1	1,258
6	Michigan	10-1	1,250
7	Oklahoma State	10-1	1,210
8	Ole Miss	9-2	1,049
9	Oklahoma	10-1	1,010
10	Baylor	9-2	977
11	Oregon	9-2	864
12	Iowa	9-2	722
13	Michigan State	9-2	698
14	Texas A&M	8-3	683
15	BYU	9-2	675
16	Houston	10-1	572
17	Pitt	9-2	507
18	Wisconsin	8-3	485
19	Utah	8-3	478
20	UTSA	11-0	475
21	Wake Forest	9-2	404
22	San Diego State	10-1	257
23	Louisiana	10-1	236
24	NC State	8-3	196
25	Kentucky	8-3	91

RV: Arkansas 67, Clemson 56, Mississippi State 42, Penn State 22, App. State 20, Purdue 10, Air Force 9, Coastal Carolina 9, Oregon State 2

COLLEGE FOOTBALL PLAYOFF

Rank	School	Record
1	Georgia	10-0
2	Alabama	9-1
3	Oregon	9-1
4	Ohio State	9-1
5	Cincinnati	10-0
6	Michigan	9-1
7	Michigan State	9-1
8	Notre Dame	9-1
9	Oklahoma State	9-1
10	Wake Forest	9-1
11	Baylor	8-2
12	Ole Miss	8-2
13	Oklahoma	9-1
14	BYU	8-2
15	Wisconsin	7-3
16	Texas A&M	7-3
17	Iowa	8-2
18	Pitt	8-2
19	San Diego State	9-1
20	NC State	7-3
21	Arkansas	7-3
22	UTSA	10-0
23	Utah	7-3
24	Houston	9-1
25	Mississippi State	6-4

new rankings released on Tuesday, Nov. 23

2021 HONORS

Tim Banks • Defensive Coordinator

- Broyles Award Nominee

Paxton Brooks • Sr. • P

- Ray Guy Award Watch List
- Ray's 8 Selection (vs. Ole Miss, 10/18)
- CoSIDA Academic All-District III First Team

Matthew Butler • Sr. • DL

- William V. Campbell Trophy Semifinalist
- Wuerffel Trophy Nominee
- NCAA Postgraduate Scholarship Recipient
- CoSIDA Academic All-District III First Team

Dayne Davis • R-So. • OL

- Burlsworth Trophy Nominee

Princeton Fant • R-Sr. • TE

- Reese's Senior Bowl Watch List

Hendon Hooker • R-Sr. • QB

- Davey O'Brien Award Semifinalist
- SEC Offensive Player of the Week (at Kentucky, 11/6)
- Davey O'Brien Award Great 8 QB of the Week (vs. South Carolina, 10/11)
- Manning Award Star of the Week (at Missouri, 10/4; at Kentucky, 11/6)
- CFPA Honorable Mention National Performer of the Week (at Missouri, 10/4)

Velus Jones Jr. • R-Sr. • WR/RS

- Paul Hornung Award Watch List
- Reese's Senior Bowl Watch List
- SEC Special Teams Player of the Week (vs. South Alabama, 11/20)

Cade Mays • Sr. • OL

- SEC Offensive Lineman of the Week (at Missouri, 10/4; at Kentucky, 11/6)
- Reese's Senior Bowl Watch List

Chase McGrath • R-Sr. • PK

- Lou Groza Collegiate Place-Kicker Award Watch List

Jabari Small • So. • RB

- Doak Walker Award Watch List

Alontae Taylor • Sr. • DB

- SEC Football Leadership Council Vice Chair
- Reese's Senior Bowl Watch List

Brandon Turnage • R-So. • DB

- SEC Defensive Player of the Week (vs. South Carolina, 10/11)

Len'Neth Whitehead • R-Fr. • RB

- SEC Co-Freshman of the Week (at Missouri, 10/4)

NOTEBOOK

HENDO CINCO

- Graduate transfer **Hendon Hooker** has taken control of Tennessee's quarterback position since Sept. 18 vs. Tennessee Tech. Hooker, who owns eligibility this season and next season, transferred from Virginia Tech in January 2021. Hooker produced an 8-7 record as a starter for the Hokies, throwing for 2,894 yards and 22 touchdowns, while rushing for 1,033 yards on 247 carries with 15 touchdowns on the ground.
- **Hooker**, who is a semifinalist for the Davey O'Brien Award, is 5-4 as a starter at Tennessee and 13-11 for his collegiate career. Hooker is the first semifinalist from UT since Erik Ainge in 2006.
- **Hooker** has twice earned Manning Award Quarterback of the Week with both coming after road victories - at Missouri and at Kentucky. He was named Davey O'Brien Award Great 8 QB after a win vs. South Carolina.
- Since being named the starter, **Hooker** has thrown 22 TD passes to only two interceptions in the last nine games. During that span, he has accounted for 2,655 yards of total offense and 23 touchdowns and completed 69.7 percent of his passes (154-221).
- **Hooker** has accounted for multiple touchdowns in nine of his last 10 games entering the Vanderbilt contest. He has been responsible for 29 touchdowns this season - 24 pass and five rush. He is one of only four FBS players this season with at least 24 pass TDs and at least five rush TDs, joining Wake Forest's Sam Hartman (31 pass, 9 rush), Virginia's Brennan Armstrong (30 pass, 7 rush) and Cincinnati's Desmond Ritter (25 pass, 6 rush).
- **Hooker** has thrown at least one TD pass in 10 straight games, representing the longest streak by a Vol since Tyler Bray did it in 10 straight (last six games of 2010 - first four games of 2011). Earlier this season, he became the first UT quarterback to throw multiple TD passes in five straight games since Bray did it in six straight games to begin the 2012 season. Hooker has fired multiple TD passes in eight games this season, including three or more TD passes in five games.

UT Consecutive Games with a TD Pass

1. Heath Shuler - 18 (1992-94)

...

4. Erik Ainge - 11 (2004-05)
Peyton Manning - 11 (1996)

6. Hendon Hooker - 10 (2021)

Tyler Bray - 10 (2010-11)
Andy Kelly - 10 (1990-91)

- **Hooker's** 183.42 quarterback rating in 2021 ranks fourth in the FBS and second in the SEC. That figure is on pace to be the best in school history. Daryl Dickey (1985) holds the record at 163.00 (min. 100 attempts).

QB Passer Efficiency Rating

1. Grayson McCall, Coastal Carolina - 218.64
2. C.J. Shroud, Ohio State - 186.74
3. Bryce Young, Alabama - 186.23

4. Hendon Hooker, Tennessee - 183.42

Tennessee Single-Season Passer Efficiency Rating (min. 100 attempts)

1. Hendon Hooker - 183.42 (2021)*

2. Darryl Dickey - 163.00 (1985)*
3. Heath Shuler - 157.25 (1993)*
4. Erik Ainge - 151.95 (2006)
5. Joshua Dobbs - 151.55 (2014)

* - denotes also led the SEC that season

- **Hooker** saw a streak of 140 consecutive passes without an interception end in the fourth quarter of the Alabama game. It was his 25th pass of the game and the streak dated back to the start of Tennessee Tech game in Week 3, his first game as a starter. The pick was his first as a starter. The streak finished as the fourth-longest streak in program history, trailing Jonathan Crompton (142, 2009), Casey Clausen (143, 2003) and Jarrett Guarantano (166, 2018). Hooker has thrown only three picks in 243 attempts this season.
- For the season, **Hooker** has thrown 24 touchdowns to only three interceptions.
- With 24 passing touchdowns this season, **Hooker** has already surpassed his previous three seasons total combined (22 from 2018-20) while in the first year of **Josh Heupel's** offense. Hooker enters the regular season finale in sole possession of eighth place in UT single-season TD passes and just one shy of seventh place.

Tennessee Single-Season Touchdown Passes

1. Peyton Manning - 36 (1997)

...

3. Erik Ainge - 31 (2007)
4. Joshua Dobbs - 27 (2016)
Jonathan Crompton - 27 (2009)
Casey Clausen - 27 (2003)
7. Heath Shuler - 25 (1993)
8. **Hendon Hooker - 24 (2021)**



ON THIS DAY...

NOV.
27

THE RECORD: 10-6
THE STREAK: W4
LAST TIME:
2010; beat Kentucky,
24-14, in Knoxville

DID YOU KNOW:

Tennessee's last home loss on Nov. 27 was in 1924. The last seven home contests have been won by UT, including four home matchups with Vanderbilt.

VOLS IN THE NFL

NAME	TEAM	POS.	YR.
Derek Barnett	Eagles	DE	5
Marquez Callaway	Saints	WR	2
Justin Coleman	Dolphins	DB	7
Dustin Colquitt	Falcons	P	17
Morgan Cox	Titans	LS	12
Jason Croom^	Eagles	TE	4
Joshua Dobbs^	Steelers	QB	5
Malik Jackson	Browns	DT	10
Ja'Wuan James^	Ravens	OL	8
Jauan Jennings	49ers	WR	1
Alexander Johnson^	Broncos	LB	4
Jakob Johnson	Patriots	FB	3
Alvin Kamara	Saints	RB	5
John Kelly	Browns	RB	3
Khalil McKenzie	Ravens	DT	4
Emmanuel Moseley	49ers	CB	4
Michael Palardy	Dolphins	P	6
Josh Palmer	Chargers	WR	1
Cordarrelle Patterson	Falcons	WR	9
Kyle Phillips^	Jets	DL	3
Jalen Reeves-Maybin	Lions	LB	5
Trey Smith	Chiefs	OL	1
Cameron Sutton	Steelers	CB	5
Darrell Taylor	Seahawks	DE	1
Bryce Thompson*	Saints	DB	1
Shy Tuttle	Saints	DL	3
Kendal Vickers	Raiders	DE	3
Nigel Warrior^	Seahawks	DB	2
Ethan Wolf*	Saints	TE	1

^ - denotes on IR

* - denotes on practice squad

Years listed includes current 2021 season

NOTEBOOK

- **Hooker** is just 176 yards shy of 6,000 yards of total offense for his entire collegiate career - 5,305 passing and 1,519 rushing. He is at 6,824 total yards.
- **Hooker** owns three career 100-yard rushing games and one at Tennessee. Hooker rushed for 108 yards vs. No. 12 Ole Miss as part of a 341-yard total offensive performance.
- **Hooker** followed that up with another spectacular performance at No. 4 Alabama on Oct. 23, finishing 19-of-28 for 282 passing yards and three touchdowns. It was the most passing yards by a Vol QB vs. Alabama since Erik Ainge threw for 302 in 2006.
- **Hooker** registered his first 300-yard passing game as a Vol, completing 15-of-20 passes for 316 yards in a 45-42 win at No. 18 Kentucky on Nov. 6. Hooker fired multiple touchdown passes over 70 yards, and he became the first UT QB since Tee Martin in the 1999 Fiesta Bowl to complete multiple 70-yard passes in the same game. Hooker was named SEC Offensive Player of the Week for his efforts vs. UK.
- **Hooker's** 9.9 yards per passing attempt ranks second in the SEC and fifth in the FBS.
- **Hooker's** 70.0 completion percentage this season ranks third in the SEC. That's currently on pace to be the best by a UT QB in single-season history (min. 100 attempts). Erik Ainge holds that mark when he finished the 2006 campaign at 67.0 percent (233-of-348).
- **Hooker** is tied for the national lead in 70+ yard completions this season with four. Louisville's Malik Cunningham and Alabama's Bryce Young also have four.

Tennessee Single-Season Completion Percentage (min. 100 attempts)

1. Hendon Hooker - 70.0 (2021; 170-243)

- Erik Ainge - 67.0 (2006; 233-348)
- Darryl Dickey - 64.9 (1998; 85-131)
- Heath Shuler - 64.6 (1993; 184-285)
- Jeff Francis - 64.4 (1986; 150-233)

- **Hooker** finished an efficient 17-of-20 (85.0 percent) for 273 yards and two touchdowns with no interceptions against South Alabama last game. The 85 percent completion percentage was his best of his career and the best by a Vol with over 20 attempts in a game since Joshua Dobbs at Vanderbilt on Nov. 26, 2016 (91.2 percent, 31-of-34).
- **Hooker** has rushed for 486 yards this season, which ranks fourth in single-season school history among QBs. He is 107 yards from tying for third place.

Tennessee Single-Season QB Rushing Yards

- Joshua Dobbs - 831 (2016)
- Joshua Dobbs - 671 (2015)
- Jimmy Streater - 593 (1978)
- Hendon Hooker - 486 (2021)**

- **Hooker** has also entered the UT single-season record book in passing yards. He is currently in 12th place with 2,411.

Tennessee Single-Season Passing Yards

- Jonathan Crompton - 2,800 (2009)
- Andy Kelly - 2,759 (1991)
- Hendon Hooker - 2,411 (2021)**

FAST STARTS, FIRST QUARTERS OF HISTORY

- Tennessee has outscored opponents an amazing 162-44 in the first quarter this season. Tennessee has led at the end of the first quarter in nine of its 11 games with Florida (trailed 10-7) and Ole Miss (trailed 10-9) being the only exceptions. The Vols have led their last four opponents at the end of the first quarter and put up double-digit first quarter points in all four with three being ranked teams - No. 4 Alabama (14-7), No. 17 Kentucky (14-7) and No. 1 Georgia (10-7).
- Georgia entered its Week 10 game vs. Tennessee having outscored opponents 101-12 in the first quarter. The Bulldogs allowed their first touchdown in a first quarter all season when Tennessee scored on its opening drive of the game. The Vols added a field goal to lead 10-7.
- For the first time in modern program history, Tennessee put up back-to-back first quarters of 28 points, doing so at Mizzou in Week 6 and then vs. South Carolina in Week 7. (The quarter scoring annals date back to 1944.) The Vols were the first FBS team to achieve that feat vs. FBS opponents since Louisville did it during the first two weeks of the 2016 season, scoring 28 vs. Charlotte (Sept. 1) and 28 at Syracuse (Sept. 9). Tennessee was the first FBS team to put up multiple 28-point or more first quarters vs. FBS opponents in the same season since **Josh Heupel's** UCF team did it in 2019. The Knights scored 28 in the first vs. Stanford (Sept. 14) and then did it again two weeks later against UConn (Sept. 28).
- The last time any Tennessee team scored 28 points or more in a first quarter prior to this season was vs. Arkansas on Nov. 11, 2000, when they put 35 in a 63-20 win.
- **Josh Heupel** teams are known for quick starts. In 47 games as a head coach, Heupel's squads have outscored opponents 609-258 (447-214 at UCF). No active FBS head coach scores more points per first quarter in a career than Heupel (12.96). Oklahoma's Lincoln Riley is second (11.55) followed by Ohio State's Ryan Day (10.52). *via SportSource analytics*
- Tennessee leads the nation in first quarter points per game (14.73), while Georgia is second (12.36).
- Tennessee's scoring differential in the *first quarter* (offense minus defense) is +10.73, which also leads the nation. Georgia is second at +10.36.
- The Vols have scored a touchdown on their opening drive in each of their last three games.

VOL TRENDS

	2021	STREAK
September	2-2	L1
October	2-2	L2
November	2-1	W1
vs. above .500 (time of game)	2-5	L1
vs. below .500 (time of game)	1-0	W2
vs. at .500 (time of game)	2-0	W3
SEC at home	1-2	L2
SEC on road	2-2	W1

UT vs. Non-Conference Opponents

overall	3-1	W2
at home	3-1	W2
on the road	0-1	L3
neutral	0-0	W1

UT Record In Games ...

decided by 7 pts or less	1-2	W1
decided by 3 pts or less	1-0	W2
Home during the day	2-1	W2
Home at night	2-2	W1
Road during the day	1-0	W2
Road at night	1-2	W1

UT Record When ...

scoring first	6-2	W1
opponent scores first	0-3	L6
leading after the 1st quarter	6-3	W1
trailing after the 1st quarter	0-2	L4
tied after the 1st quarter	0-0	L1
leading at halftime	6-0	W7
trailing at halftime	0-5	L9
tied at halftime	0-0	L6
halftime lead/deficit 4 pts	1-0	W1
leading after the 3rd quarter	6-0	W16
trailing after the 3rd quarter	0-5	L12
tied after the 3rd quarter	0-0	L2
3rd qtr lead/deficit 4 pts	1-0	W3
tied after 4th quarter/OT	0-0	L1
turnover margin even	2-2	W2
turnover margin +1 or better	3-1	W2
turnover margin +2 or better	3-0	W10
turnover margin +3 or better	1-0	W5
turnover margin -1 or worse	1-2	L2
turnover margin -2 or worse	1-2	L2
turnover margin -3 or worse	0-1	L1
scoring less than 20 pts	0-2	L8
scoring 20 or more pts	6-2	W2
scoring 25+ pts	6-2	W2
allowing 14 or fewer pts	3-0	W21
allowing 25 or fewer pts	5-0	W6
allowing 30+ pts	1-5	L1

UT Record With ...

less than 300 yds total offense	0-0	L4
300+ yds total offense	6-5	W1
400+ yds total offense	6-2	W2
500+ yds total offense	2-0	W5
600+ yds total offense	1-0	W2
less than 100 yds rushing	0-2	L5
100+ yds rushing	6-3	W2
150+ yds rushing	5-1	W1
200+ yds rushing	5-1	W1
250+ yds rushing	3-0	W7
less than 200 yds passing	1-0	W1
less than 300 yds passing	4-4	L2
300+ yds passing	2-1	W1
350+ yds passing	0-0	W3
400+ yds passing	0-0	W1

NOTEBOOK

CREATING NEGATIVE PLAYS, BANKS' IMPACT

- Tennessee averages 8.09 tackles for loss per game, which ranks second in the nation and first in the SEC.
- The Vols have racked up 89.0 tackles for loss through 11 games under new defensive coordinator **Tim Banks**, who is a candidate for the Broyles Award. That tally is also second in the FBS and first in the SEC. It's also the second-most in school history. The school record is 100 TFLs in 2016.
- A total of 29 different players have 0.5 TFL so far, including 21 with multiple TFLs. LB **Jeremy Banks** leads the way with 9.0 for a loss of 37 yards. Banks is tied for 11th in the SEC in that category.
- Four Vols have at least 4.0 sacks this season led Sr. **Matthew Butler** with 5.0. Banks and **Byron Young** are second at 4.5.
- The Vols have produced five games this season with double-digit tackles for loss, including a season-high 13.0 last game vs. South Alabama. That represented the most by UT since 13.0 vs. Tennessee Tech on Nov. 5, 2016.
- LB **Jeremy Banks** has racked up double-digit tackles in four of his last five games (all vs. ranked teams) - 15 vs. Ole Miss, 12 at Alabama, 14 at Kentucky and 15 vs. Georgia. He previously held a streak of four straight, which was the longest by a Vol since LB **A.J. Johnson** produced 11 consecutive games with double-digit tackles in 2012.
- Banks**, who owns 96 total tackles this season, is just four shy of becoming the first Vol with 100 tackles in a season since Jalen Reeves-Maybin had 105 in 2015.

Tennessee Single-Season Team Tackles For Loss

- 2016 - 100.0
- 2021 - 89.0
- 1996 - 83.0
- 2015 - 75.0

TENNESSEE TAKEAWAYS

- The Vols came into Week 3 against Tennessee Tech without having forced a takeaway this season. That course has changed quickly in the last eight weeks as the Vols have forced 12 turnovers and racked up nine interceptions.
- The Vols have forced at least one turnover in seven of their last nine games entering this week.
- Tennessee is now +1 in turnover margin for the season (sixth in the SEC) and +6 for the last eight games. After losing the turnover battle in the first two games, UT has not lost the turnover battle in eight of its last nine contests (+3 vs. Tennessee Tech, +1 at Florida, +2 at Missouri, +2 vs. South Carolina, 0 vs. Ole Miss, 0 at Alabama, 0 at Kentucky, -2 vs. Georgia, 0 vs. South Alabama).
- The Vols have capitalized and scored 56 points off turnovers this season.
- LB **Aaron Beasley** is tied for second in the SEC in fumbles recovered with two, while S **Jaylen McCollough** is tied for fourth in the SEC and tied for 22nd in the FBS with three interceptions this year.
- Ole Miss QB Matt Corral entered Week 7 vs. Tennessee as the only SEC QB to not throw an interception this year, but that changed when S **Trevon Flowers** picked off a deflected pass in the fourth quarter.
- Tennessee owns two defensive touchdowns this season - both on interception returns. CB **Alontae Taylor** became the latest when he stepped in front of Will Levis' pass and returned it 56 yards for a touchdown in the third quarter at No. 18 Kentucky on Nov. 6. It was Taylor's second interception of the season, fourth of his career and his first career pick six. A look at Tennessee's takeaways this season:

Player	Turnover	Opponent (Quarter)
Jaylen McCollough	INT (16 yds)	Tennessee Tech (1Q)
Solon Page III	INT (31 yds TD)	Tennessee Tech (3Q)
Alontae Taylor	INT (29 yds)	Tennessee Tech (3Q)
Tamarion McDonald	INT(4 yds)	Tennessee Tech (4Q)
Alontae Taylor	FF (FR by Aaron Beasley)	at Florida (2Q)
Jeremy Banks	INT (32 yds)	at Missouri (1Q)
Jaylen McCollough	INT (29 yds)	at Missouri (3Q)
Jaylen McCollough	INT (no return)	South Carolina (1Q)
Aaron Beasley	FR (not forced)	South Carolina (1Q)
Trevon Flowers	INT (no return)	Ole Miss (4Q)
Kamal Hadden	FF (FR by Kenneth George)	at Alabama (2Q)
Alontae Taylor	INT (56 yds TD)	at Kentucky (3Q)

NO SAFETY FOR OFFENSES

- Tennessee has forced opponents into three safeties this season, representing the most in single-season program history since at least 1952 (*when scoring summaries available*).
- The Vols are the only team in the nation with three or more safeties this season, and they are the first SEC team to achieve that feat since Arkansas had three in 2010.
- On Nov. 20 against South Alabama, Tennessee forced multiple safeties in a game for the first time since producing two against Auburn on Sept. 30, 1989. Both against the Jaguars came in the fourth quarter - on **Kurott Garland's** sack in the endzone and on a punt that was snapped through the endzone. The Vols' other safety occurred against Ole Miss.
- Tennessee became the first SEC team to produce two or more safeties in the same game since Mississippi State did it against Charleston Southern on Sept. 9, 2017. The Vols are one of two FBS teams to achieve that feat this season, joining Old Dominion. They had two against Florida Atlantic on Nov. 13.

NOTEBOOK

LONG SCRIMMAGE PLAYS

- Tennessee leads the SEC in offensive scrimmage plays of 70+ yards (5), and the Vols are second in the SEC in 30+ yards plays (31), second in 40+ yard plays (18), third in 50+ yard plays (9) and third in 60+ yard plays (5).
- In conference-only games, the Vols lead the SEC in 30-yard plays (22, 14 in 2020); 40-yard plays (11; 3 in 2020); 50-yard plays (8; 1 in 2020); 60-yard plays (5; 1 in 2020); 70-yard plays (5, 1 in 2020) and 80-yard plays (1, 0 2020) and 90-yard plays (1, 0 in 2020).

“CHILI HOT” SPECIAL TEAMS SUCCESS

- Special teams coordinator **Mike Ekeler** takes pride in his squad causing mayhem. The Vols have blocked two punts this season -- both by true freshman -- which is tied for third in the SEC and tied for 14th in the FBS. It's the first time since 2019 that the Vols have blocked multiple punts in a season (2).
- True freshman **Christian Charles** blocked a punt on the first series against Pitt in Week 2 that was recovered at the Pitt 2-yard line. It led to a touchdown on the Vols' first play from scrimmage.
- In a Week 8 game at No. 4 Alabama, true freshman **De'Shawn Rucker** came off the edge to block a punt in the third quarter that was recovered at the Alabama 16-yard line. It led to a Tennessee field goal on the ensuing possession.
- Tennessee is yielding only 2.40 yards per punt return, a mark that leads the SEC and ranks ninth in the FBS.
- Senior punter **Paxton Brooks** is averaging 44.78 yards per punt in 2021 and that ranks third in the SEC.
- As a team, the Vols lead the SEC in punt return average (11.39), and they are averaging 26.71 yards per kickoff return, which ranks third in the SEC and tied for 10th in the nation. (see later in notes on *Velus Jones Jr.*)

RB DUO OF SMALL, EVANS

- Tennessee's top two running backs departed last season in Eric Gray (Oklahoma) and Ty Chandler (North Carolina), but the Vols haven't missed a beat with the emergence of junior **Tiyon Evans** and sophomore **Jabari Small**.
- Both went over 100 yards rushing in the season-opener. It represented the 21st time in program history that UT had two 100-yard rushers in the same game and the first since QB Joshua Dobbs (190) and RB John Kelly (101) vs. Missouri on Nov. 19, 2016.
- It was the first time the Vols produced multiple 100-yard running backs in the same game since the 2015 season-opener against Bowling Green (Sept. 5) when Jalen Hurd (123) and Alvin Kamara (144) achieved the feat.
- Evans** owns three 100-yard rushing games this season, and despite battling injury, he is averaging 75.0 yards per game on the ground. In conference-only contests, he is putting up 72.80 yards per game on the ground. Evans is averaging 6.48 yards per carry in all games. He did not play the last two games due to injury.
- Making his UT debut in the season-opener, **Evans** had 16 carries for 120 yards and one touchdown. He averaged 7.5 yards per carry and collected 63 yards after contact. Evans was the first Vol to rush for over 100 yards in his UT debut since Alvin Kamara rushed for 144 yards on Sept. 5, 2015, vs. Bowling Green in Nashville. According to PFF, Evans was the second-highest graded Power Five running back in Week 1 at 87.8.
- In Week 5 at Missouri on Oct. 3, **Evans** did it again, carrying it 15 times for 156 yards and three touchdowns highlighted by a 92-yard rush in the first quarter. The 92-yard rush was the third-longest rush in UT history and is currently the eighth-longest rush by an FBS player this season. All three of Evans' scores came in the first quarter. He became the first Vol to score three times in a quarter since at least 2000. Evans averaged 10.4 yards per carry on the day.
- Evans** has scored a touchdown in five of the seven games he has played as a Vol; 1 rush vs. Bowling Green, 1 rush vs. Tennessee Tech, 1 receiving at Florida, 3 rush at Missouri, 1 rush vs. South Carolina). His seven total touchdowns are tied for 10th in the SEC and lead the Vols.
- Small**, making his first career start, finished with 117 yards on 22 carries and his first career rushing touchdown in the season-opener against Bowling Green. Small did not play vs. South Carolina in Week 6 (injury).
- Small** surpassed 500 yards rushing for his career behind a 55-yard performance at No. 18 Kentucky on Nov. 6. Small reached the end zone for the fourth time in his career on a 37-yard touchdown rush in the third quarter.
- Small** is up to 11th in the SEC in rushing at 56.56 yards per game.

- Small** tallied his first career multi-touchdown game with two scores against South Alabama in his last contest. He owns six rushing scores this season.
- Due to injuries, freshman **Jaylen Wright** has seen significant action in recent weeks. Wright had a career-high 13 carries for 83 yards and one touchdown in his last game against South Alabama. In games played in the month of November, Wright leads all SEC freshmen with 147 total rushing yards.

Longest FBS Rushes This Season

Yds.	Name (Team)	Opponent	Date
99	Montrell Johnson (Louisiana)	Arkansas State	10/21/21
99	Armani Rogers (Ohio)	Buffalo	10/16/21
97	Ta'Zawn Henry (Houston)	USF	11/6/21
96	T.J. Pledger (Utah)	Stanford	11/5/21
94	Kenneth Walker III (Michigan St.)	Rutgers	10/9/21
94	Haaziq Daniels (Air Force)	Florida Atlantic	9/25/21
94	Jarquez Hunter (Auburn)	Alabama State	9/11/21
92	Tiyon Evans (Tennessee)	Missouri	10/2/21

Longest Rushes UT All-Time

Yds.	Name	Opponent	Date
99	Kelsey Finch	at Florida	10/22/1977
94	Eric Gray	Vanderbilt	9/21/2019
92	Tiyon Evans	at Missouri	10/2/2021

50 VOLS MAKE DEBUT THIS SEASON, 23 FRESHMEN

- A total of 27 Vols made their Tennessee debut in the season-opening win over Bowling Green on Sept. 2. Ten of those were freshmen, including four true and six redshirt. The full list includes: R-So. OL **Parker Ball**, DB R-Fr. **Will Brooks**, Fr. DB **Christian Charles**, So. WR **Anderson Coby**, Jr. OL **Jeremiah Crawford**, R-So. OL **Dayne Davis**, Jr. RB **Tiyon Evans**, R-Sr. QB **Hendon Hooker**, R-Sr. LB **Nick Humphrey**, R-Fr. WR **Jack Jancek**, R-Sr. DB **Bradley Jones**, R-Sr. PK **Chase McGrath**, Fr. WR **Walker Merrill**, R-Jr. QB **Joe Milton III**, Sr. LB **Juwan Mitchell**, R-Fr. LB **William Mohan**, Sr. WR **JaVonta Payton**, Sr. RB **Marcus Pierce Jr.**, R-Fr. OL **James Robinson**, Fr. DB **De'Shawn Rucker**, R-So. TE **Hunter Salmon**, R-So. DL **Da'Jon Terry**, R-Sr. DL **Caleb Tremblay**, R-So. DB **Brandon Turnage**, R-Fr. RB **Len'Neth Whitehead**, Fr. RB **Jaylen Wright** and R-Fr. DB **William Wright**.
- An additional 19 Vols made their debuts in Week 3 against Tennessee Tech on Sept. 18. Ten of those were freshmen, including eight true and two redshirt. The list includes: Fr. DB **Montrell Bandy** (special teams), R-So. **Michael Bittner** (special teams), Fr. WR **Lucien Brunetti** (special teams), Fr. TE **Miles Campbell**, Fr. PK **JT Carver**, R-So. LB **Matt Gaca** (special teams), R-So. **Isaac Green** (special teams), R-So. **Kamal Hadden**, Fr. WR **Nigel Lanier** (special teams), Fr. P **Kolby Morgan**, Fr. OL **William Parker**, R-Fr. OL **RJ Perry**, Sr. LB **Donovan Slates**, Sr. DL **Maurese Smith**, R-So. QB **Spencer Smith**, Jr. LS **Alton Stephens**, Fr. LB **Aaron Willis**, R-Fr. LB **Euniqué Valentine** (special teams) and Jr. LB **Byron Young**.
- In a Nov. 20 non-conference win against South Alabama, four Vols saw their first career action late in the game - R-Fr. QB **Gaston Moore**, OL **Braeden Krivosh**, Fr. DL **Jaxon Adams** and Fr. DL **Amari McNeill**.
- In total, 23 freshmen - 14 true and nine redshirt - have played this season for Tennessee.

19 FIRST-TIME STARTERS

- A total of 19 Vols have made their first career collegiate starts this season, including eight on offense and 11 on defense. Two true freshmen have started this season.
- Four Vols made their first career collegiate starts in the season-opening win over Bowling Green on Sept. 2 -- one on offense and three on defense. The list includes: So. RB **Jabari Small**, Sr. DL **Ja'Quain Blakely**, So. DE **Tyler Baron** and R-Jr. LB **Jeremy Banks**. Starting quarterback **Joe Milton III** (Michigan) and wide receiver **JaVonta Payton** (Mississippi State) had started at previous schools prior to coming to Tennessee.
- Against Pitt on Sept. 11 in Week 2, R-Jr. LG **Ollie Lane**, Jr. LB **Aaron Beasley** and R-Sr. LB **Solon Page III** made their first career starts.
- During Week 3 against Tennessee Tech on Sept. 18, Jr. RB **Tiyon Evans**, R-Jr. LG **Kingston Harris** and Fr. WR **Walker Merrill** made their first career starts.
- In the SEC opener at No. 11 Florida, So. WR **Jimmy Calloway** made his first career start.
- UT's big 62-24 win at Missouri on Oct. 2 saw three Vols make their first career starts on defense, including Fr. S **Christian Charles** (in place of an

NOTEBOOK

- injured **Trevon Flowers**), Jr. DE **Roman Harrison** and So. DT **Omari Thomas**.
- The Vols' SEC home opener vs. South Carolina included two first-time starters -- Jr. DE **Byron Young** and So. STAR **Brandon Turnage**. Turnage delivered in a big way in place of an injured **Theo Jackson**, registering a game-high 14 tackles and two tackles for loss. Turnage was recognized as the SEC Defensive Player of the Week for his efforts, becoming the first Vol to earn the honor since Bryce Thompson claimed the award on Dec. 14, 2020.
- In a road game at No. 4 Alabama in Week 4, the Vols produced three first-time starters. **Dayne Davis** made his first career start at right tackle, while **James Robinson** started as a blocking tight end. **Kamal Hadden** made his first career start at cornerback, filling in for an ill **Warren Burrell**, who missed the game.
- DL **Caleb Tremblay**, who previously started four times at USC, made his first start as a Vol against No. 1 Georgia on Nov. 13.

FAST, FUN, REAL HEUPEL EFFECT

- The **Josh Heupel** effect has already made a massive impact 11 games in.
- In all games, the Volunteers are averaging 460.6 yards per game of total offense. That ranks third in the SEC and 15th in the FBS. That is the best average by a UT offense since the 2012 squad put up 475.9 yards per game. Against No. 1 Georgia, the Vols put up 387 yards of total offense, the most allowed by UGA all season. The Bulldogs came in allowing only 231.8 (+155.2).
- To illustrate Heupel's impact, the Vols averaged 346.2 yards per game of total offense a season ago, a mark that ranked 11th in the SEC and 102nd in the FBS.
- The Vols are averaging 205.36 yards per game rushing, a mark that ranks fourth in the SEC and 22nd nationally.
- Tennessee has rushed for over 200 yards in six of its 11 games this season, and they have gone over 100 yards nine times.
- The Vols have racked up 26 rushing touchdowns this season, which ranks second in the SEC. Tennessee tallied a season-best five rushing scores in its last game against South Alabama.
- Tennessee has already racked up 55 touchdowns this season, eclipsing each of its four previous season totals - 2020 (29), 2019 (35), 2018 (35), 2017 (28). The 55 TDs is third in the SEC and 10th nationally. The school record for TDs in a season is 63 in 2016.
- The Vols are putting up 38.3 points per game in all games, a mark that ranks third in the SEC and 11th in the FBS. That tally is currently the third-best figure in school history.

Tennessee Top Single-Season Scoring Offenses

- 42.8 - 1993
- 41.6 - 1914
- 38.3 - 2021**
- 37.9 - 1915
- 37.3 - 1951
- 36.8 - 1990
- 36.8 - 1912
- 36.4 - 2016
- 36.2 - 2012

- Tennessee is closing in on a single-season points school record in Heupel's first year. The Vols have put up 421 points this season, which ranks 11th in the nation. They are 61 points away from tying the school record of 484 set by the 1993 team. *(Note: The NCAA did not count bowl games statistics as part of totals in 1993, but we are in this case).*

Tennessee Single-Season Points

- 484 - 1993 *(includes bowl game, had 471 in regular season)*
- 473 - 2016
- 465 - 1990
- 457 - 2017
- 455 - 2007
- 434 - 2012
- 437 - 1996
- 431 - 1998
- 431 - 1995
- 428 - 1997
- 421 - 2021**

HEUPEL REACHES 30 CAREER VICTORIES, 11TH IN WIN PERCENTAGE

- Josh Heupel** reached the 30-win mark as a head with a 56-0 win over Tennessee Tech on Sept. 18. He owned a 28-8 mark at UCF and is 6-5 at Tennessee. Heupel became the fourth-quickest active FBS head coach (39 games) to reach 30 career victories, behind only Oklahoma's Lincoln Riley (34), Stanford's David Shaw (35), UCLA's Chip Kelly (35) and Georgia's Kirby Smart (38).
- Heupel ranks 11th among active FBS head coaches in winning percentage (min. two seasons coached, wins at an FBS school) with a 72.34 mark.

Active FBS Head Coach Winning Percentage

(min. two seasons; wins only as an FBS coach, not at FCS level)

Coach	Current Team	Record	Win Pct.
1. Ryan Day	Ohio State	33-3	91.67
2. Lincoln Riley	Oklahoma	55-9	85.94
3. Kirby Smart	Georgia	63-14	81.82
4. Dabo Swinney	Clemson	148-36	80.43
5. Nick Saban	Alabama	271-66-1	80.33
6. Shawn Clark	Appalachian State	19-5	79.17
7. Jeff Traylor	UTSA	18-5	78.26
8. Jimbo Fisher	Texas A&M	117-36	76.47
9. Billy Napier	Louisiana	38-12	76.00
10. Bryan Harsin	Auburn	82-29	73.87
11. Josh Heupel	Tennessee	34-13	72.34
12. Luke Fickell	Cincinnati	52-21	71.23

IN JOSH HEUPEL'S 47 GAMES AS A HEAD COACH ...

- His teams have scored 30 points 40 times (seven times at Tennessee) and own a 34-6 record when doing so. The only times his teams did not hit 30 points was at Cincinnati (2019), Tulsa (2020), BYU (2020), Florida (2021), Ole Miss (2021), Alabama (2021) and Georgia (2021).
- His teams have scored 40 points 25 times (five times at Tennessee)
- His teams have scored 50 points 13 times (three times at Tennessee)
- His teams have scored 60 points three times (twice at Tennessee)
- His teams have put up 400 yards of total offense in a game 42 times (eight times at Tennessee).
- His teams have put up 500 yards of total offense in a game 23 times (twice at Tennessee).
- His teams have put up 600 yards of total offense in a game 13 times (once at Tennessee).

855 WINS AND COUNTING

- Tennessee's season-opening win was the program's 850th all-time. The Vols became the 10th FBS program to reach 850 wins, joining Michigan, Ohio State, Alabama, Texas, Notre Dame, Oklahoma, Nebraska, Penn State and USC. Win 850 came in the program's 125th season. The Vols enter the Vanderbilt game with 855 all-time victories.
- Tennessee is bowl eligible for the 54th time in program history. The Vols' 53 all-time bowl appearances is tied for fifth nationally with Nebraska.

"SUPER" SENIORS RETURN

- A total of six seniors from the 2020 team elected to return for their COVID-19 exempt season and provide leadership and depth to the 2021 Vols.
- The list includes WR **Velus Jones Jr.**, cornerback **Kenneth George Jr.**, safety **Theo Jackson**, defensive lineman **Ja'Quain Blakely**, defensive lineman **Matthew Butler** and defensive lineman **Aubrey Solomon**.
- An additional two "super seniors" joined the squad this offseason, including WR **JaVonta Payton** (Mississippi State) and DL **Caleb Tremblay** (Southern Cal).

ALL-PURPOSE VELUS JONES JR. LEAVING HIS MARK

- In the spring of 2020, grad transfer wide receiver/return specialist **Velus Jones Jr.** enrolled at Tennessee after four seasons at Southern Cal. He elected to return for his second senior season at UT in 2021.
- Jones Jr. finished his USC career second all-time in school history in kickoff return yards with 1,947, just 194 shy of the USC record.
- Jones Jr., a Paul Hornung Award watch list candidate and preseason All-SEC selection, enters the Vanderbilt game with 2,851 career kickoff return yards,



NOTEBOOK

which leads all active FBS players.

- Jones Jr. led the SEC in kickoff return yards in 2020, racking up 398 on 18 returns. He ranked second in the league in kickoff return average at 22.11
- Through 11 games this season, Jones Jr. leads the SEC in both kickoff return average (28.11) and punt return average (13.88). He's 11th nationally in kickoff return average.
- Jones Jr. has scored a touchdown three different ways during his college career - receiving (10), rushing (1) and kick return (2).
- Jones Jr. leads Tennessee and ranks third in the SEC this season in all-purpose yards with 131.2 per game.
- This season, Jones Jr. ranks second on the Vols in receptions (50) and receiving yards (700) and he is tied for second in receiving touchdowns (6). He has already surpassed a career high in TD catches (3). He is eighth in the SEC in receiving yards per game (75.0) and eighth in receiving yards.
- Jones Jr. has notched three 100-yard receiving games this season. He hauled in six passes for 103 yards and one score against South Carolina on Oct. 9. It was the first by a Vol since he did it at Vanderbilt on Dec. 12 last season. He followed up with another 100-yard performance at No. 18 Kentucky on Nov. 6, including a 72-yard touchdown catch on Tennessee's fourth play from scrimmage. He is coming off a six-catch, 103-yard performance against South Alabama on Nov. 20.
- Jones Jr. was tabbed SEC Special Teams Player of the Week on Nov. 22 following his performance vs. South Alabama. with a career-best 246 all-purpose yards, including 47 yards on three punt returns and a dazzling 96-yard kickoff return for a touchdown in the second quarter. It was UT's first kickoff return for a touchdown since Ty Chandler had a 91-yard return vs. Indiana State on Sept. 9, 2017. It was the second of Jones' college career as he had a 100-yarder while at USC in 2019. It was also the longest kickoff return by a Vol since Evan Berry had a 100-yarder at South Carolina on Oct. 29, 2016.
- Jones Jr. is one of only two FBS players this season with 500+ yards in kickoff returns and 200+ yards in punt returns, joining Iowa's Charloe Jones (289 punt, 580 kickoff).
- Jones Jr. is the ONLY player in college football with 700+ receiving yards, 500+ kickoff return yards AND 200+ punt return yards this season.

BEST WIDE RECEIVER GROUP IN THE NATION?

- Tennessee wide receivers have been dominant all season under the direction of **Kodi Burns**, a former SEC wide receiver at Auburn. The Vols are the only team in the SEC with three wide receivers with at least six touchdowns apiece as **Cedric Tillman**, **JaVonta Payton** and **Velus Jones Jr.** all have six. Nationally, only two other teams have achieved that feat - Western Kentucky and SMU.
- Graduate transfer **JaVonta Payton**, who came from Mississippi State, has caught a touchdown pass in six out of his last nine games.
- **Payton** is tied for second in the FBS and the SEC in 70-yard catches this season with two.
- At least 17 Tennessee players have at least one reception this season with 14 players having multiple catches.
- A total of eight players have caught a touchdown pass this year. Tight end Princeton Fant became the latest to join the party with a 24-yard TD against South Alabama on Nov. 20. Four players have multiple TD catches.
- Junior **Cedric Tillman** has been consistent the entire season. He broke out in a big way at No. 4 Alabama on Oct. 23 tying then-career-highs in receptions (7) and touchdowns (1) and posting his first career 100-yard game, finishing the night with 152 yards.
- **Tillman** followed that up with a then-career-best eight catches at No. 18 Kentucky, including a 6-yard TD catch that proved to be the game winner.
- **Tillman** kept it going against No. 1 Georgia on Nov. 13, catching a career-high 10 passes for 200 yards, including 79 after the catch and one touchdown. It was the ninth 200-yard receiving game in Tennessee history and the first since Cordarrelle Patterson had 219 vs. Troy on Nov. 3, 2012. It was the first 200-yard receiving game by a Vol in an SEC game since Danarius Moore had 205 vs. Kentucky on Nov. 27, 2010. It was also the most receiving yards ever by a Vol player vs. Georgia.
- **Tillman** is now up to seventh in the SEC in receiving yards per game (75.0). He has a 20-yard catch in eight straight games entering the Vanderbilt contest. He has at least five catches in six straight games. He's also caught at least one touchdown pass in five consecutive games, becoming the first Vol to achieve that feat since since Josh Malone did so in the last five games of the 2016 season.
- In conference-only games, **Tillman** ranks third in the SEC in receiving yards per game (93.9), fifth in TD catches (5) and fourth in receiving yards (657).

He is second in the SEC in SEC-only games in 40+ yard catches (3) and 50+ yard catches (3).

- **Tillman** has thrived in games against ranked teams. Against current Top 25 teams, he is fourth in the nation in yards (456), 12th in the nation in catches (25) and sixth in the nation in TD catches (3).

Tennessee 200-Yard Receiving Games (9 by 8 different players)

- 256 - Kelley Washington vs. LSU (2001)
- 228 - Denarius Moore vs. South Carolina (2010)
- 225 - Johnny Mills vs. Kentucky (1966)
- 219 - Cordarrelle Patterson vs. Troy (2012)
- 217 - Willie Gault vs. Vanderbilt (1981)
- 205 - Denarius Moore vs. Kentucky (2010)
- 201 - Carl Pickens vs. Kentucky (1990)
- 201 - Stanley Morgan vs. TCU (1976)
- 200 - Cedric Tillman vs. Georgia (2021)**

- For the first time since 2019, two Vols went over 100 yards receiving in the same game as both Tillman (100) and Jones Jr. (103) did it against South Alabama on Nov. 20. The Vols did it on Nov. 23, 2019, against Missouri when the trio of Josh Palmer (124), Jauan Jennings (115), Marquez Callaway (110) went over 100 yards. All three of those wide receivers play prominent roles in the NFL.

MAYS, GARLAND BROTHERS

- Knoxville natives **Cade Mays** and **Cooper Mays** are starters on the offensive line this season, continuing a family legacy of Vols. Cade and Cooper's father, Kevin, was an All-American SEC guard and offensive captain on the Vols' 1994 squad. Both Cade and Cooper prepped at Knoxville Catholic where they played together in high school before reuniting last season at Tennessee.
- **Cade Mays** entered the 2021 season as a preseason first-team All-SEC selection by the league's coaches and media. Cade played two seasons at Georgia where he started 18 games before joining the Vols in the spring of 2020. Cade has played in and started 17 games for the Vols. Six of his starts have come at right guard and 11 at right tackle. Including his time at Georgia and Tennessee (35 starts), Cade has started 18 games at right guard, 13 at right tackle, two at left guard and two at left tackle.
- Cade earned SEC Offensive Lineman of the Week honors for the first time in his career following an impressive performance in a 62-24 rout of Missouri on Oct. 2. Mays did not allow a pressure or penalty as the Vols finished with 458 rushing yards and 683 yards of total offense. Cade became the first Vol lineman to earn the honor since Trey Smith on Nov. 25, 2019. He earned the honor again following a big road win at No. 17 Kentucky.
- **Kurott Garland** and **Kwauze Garland** are also brothers on the same Vol team for the third straight season. The two have seen action together in the same game in each of Tennessee's last 12 contests dating back to last season. Below is a listing of notable brothers who lettered on the same Vol team:
 - **Kurott Garland, DL and Kwauze Garland, LB (2020)**
 - **Cade Mays, OL and Cooper Mays, OL (2020)**
 - Eli Wolf, TE and Ethan Wolf, TE (2016-17)
 - Elliott Berry, LB and Evan Berry, DB/KR (2014-17)
 - Cody Sullins, C and Cory Sullins, OG (2008-09)
 - Nick Reveiz, LB and Shane Reveiz, LB (2009)
 - Brad Cottom, TE and Jeff Cottom, TE (2006-07)
 - Benjie Shuler, WR and Heath Shuler, QB (1993)
 - Raleigh McKenzie, C and Reggie McKenzie, OLB (1982-84)
 - David Douglas, OT and Steve Douglas, DT (1984)
 - Doug Furnas, RB and Mike Furnas, OG (1982)
 - George Canale, WB, Frank Canale, TB and Whit Canale, WB (1962)
 - Bobby Urbano, RG and Roger Urbano, E (1956)
 - Bill Hubbard, G and Hal Hubbard, QB (1953)
 - Bob Dobelstein, G and Russ Dobelstein, LT (1944)
 - Graham Vowell, LE and Morris Vowell, RT (1914-16)

OFFENSIVE LINE RECOGNIZED ON JOE MOORE AWARD HONOR ROLL

- Tennessee's offensive line under the direction of coach **Glen Elarbee** has been named to the 2021 Joe Moore Award Midseason Honor Roll.
- Versatile seniors **Jerome Carvin** and **Cade Mays** lead the group, along with left tackle **Darnell Wright** and right guard **Javontez Spraggins**. A host of Vols have contributed significant offensive snaps, including center **Cooper Mays**, guard **Ollie Lane** and tackle **Dayne Davis**.
- **Carvin** has played 725 offensive snaps and has not allowed a sack this season.
- **Cade Mays**, a preseason All-SEC selection and two-time SEC Offensive Lineman of the Week, has issued only one sack in 493 offensive snaps this

NOTEBOOK

season. Wright has contributed 751 offensive snaps and has not allowed a sack in his last four games. Spraggins has seen action on 750 plays.

60 BURGER

- Tennessee has put up 60 or more points in two games this season in the first year of the **Josh Heupel** era. It's the first time since the 2000 season that the Vols have scored 60 or more in multiple games - 63 vs. Arkansas and 70 vs. UL Monroe. In the SEC era, the other time occurred in 1951.
- The Vols scored 62 at Missouri and followed that up with 60 against South Alabama on Nov. 20.
- Tennessee has also registered three 50-point games this season, representing the most in a Vols season since doing it four times in 2015.
- Heupel is the only coach in Tennessee history in his first season to record multiple 60-point games.

60-Point Games in Tennessee History Since First SEC Season in 1933 (12)

70-3 vs. UL-Monroe - 2000 (Phillip Fulmer)
 68-0 vs. Tennessee Tech - 1951 (General Neyland)
 65-0 at Vanderbilt - 1994 (Phillip Fulmer)
 63-7 vs. Western Kentucky - 2009 (Lane Kiffin)
 63-20 vs. Arkansas - 2000 (Phillip Fulmer)
 63-37 vs. Missouri - 2016 (Butch Jones)
 62-3 vs. UNLV - 1996 (Phillip Fulmer)
 62-7 vs. Tampa - 1960 (Bowden Wyatt)
 62-14 vs. Vanderbilt - 1993 (Phillip Fulmer)
62-24 at Missouri - 2021 (Josh Heupel)
60-14 vs. South Alabama - 2021 (Josh Heupel)
 60-14 vs. Washington & Lee - 1951 (General Neyland)

SECONDARY LOADED WITH EXPERIENCE

- Tennessee's secondary is one of the most experienced units on the squad in 2021. The Vols returned both of their safeties in senior **Trevon Flowers** and junior **Jaylen McCollough**. Senior **Theo Jackson** serves as the starter at the STAR (nickel) position for the second straight season. The trio has combined to play in 118 games with 67 starts, including 22 starts by Flowers, 21 by Jackson and 24 by McCollough. Flowers was the Vols' leading tackler in the secondary a season ago with 62. Flowers erupted for a career-best 15 tackles at No. 11 Florida on Sept. 25. The 15 tackles were the most in a game by a Vol since LB Daniel Bituli had 19 in a 17-13 win over Kentucky on Nov. 9, 2019.
- Senior cornerback **Alontae Taylor**, is in his fourth straight season as a starter. Off the field, Taylor has played a valuable role in the SEC's return to play after COVID-19. Taylor serves as the Vice Chair of the SEC Football Leadership Council, and he spent a week in Belize in July 2021 as part of the VOLEaders Academy.
- The secondary is coached by a familiar face who returned to Rocky Top in 2021. **Willie Martinez** is in his second stint at Tennessee after coaching the Vols' secondary from 2013-16. Martinez served on **Josh Heupel's** UCF staff from 2018-20. Martinez recruited both Taylor and Jackson.

AL WILSON COLLEGE FOOTBALL HALL OF FAMER

- On Dec. 7, 2021, Tennessee legendary linebacker Al Wilson will be formally inducted into the National Football Foundation (NFF) College Football Hall of Fame.
- Wilson becomes the 25th Vol to be enshrined in the College Football Hall of Fame and first since Peyton Manning in 2017. Of the 25 inductees, 21 were enshrined as players and four as coaches. The 25 inductees are the most in the SEC and sixth-most nationally.
- All season long, Tennessee will pay tribute to Wilson with decals on the brick walls of Neyland Stadium even with the 27-yard line, the number Wilson wore. The decals are located at all four quadrants of the field.

STATUES HONORING TRAILBLAZERS UNVEILED SEPT. 2

- On Thursday, Sept. 2, larger-than-life bronze statues commemorating Lester McClain, Jackie Walker, Condredge Holloway and Tee Martin were unveiled in the plaza outside Gate 21 at Neyland Stadium.
- In the first weeks of **Danny White's** tenure as Director of Athletics, he set in motion a plan to honor the contributions of these four lettermen who represent significant "firsts" and forged a path for generations of minority student-athletes to follow in their footsteps on Rocky Top.
- McClain became the program's first Black player in 1967—also made history as the first Black SEC player to score a touchdown when he hauled in his first of two scoring receptions during UT's 24-7 win at Georgia Tech on Oct. 12, 1968.
- Walker earned the distinction as the SEC's first Black football All-American in 1970 after leading a formidable Tennessee defense as an explosive junior linebacker with a knack for snagging interceptions.
- Holloway dazzled during a dominant, 34-3 season-opening victory at Georgia Tech on Sept. 9, 1972, while becoming the first Black player to start at quarterback on an SEC team.
- After guiding Tennessee to an undefeated 1998 season and an SEC Championship, Martin made history as the first Black quarterback to lead an SEC team to a National Championship by guiding the Volunteers to a 23-16 triumph over Florida State in the Fiesta Bowl on Jan. 4, 1999.

QUICK FACTS

Location (Founded): Knoxville, Tenn. (1794)
Conference: Southeastern (Eastern Div.)
Enrollment: 31,701
Colors: Orange & White
Nickname: Volunteers
Mascot: Smokey X
Band: Pride of the Southland
Chancellor: Donde Plowman
Director of Athletics: Danny White
Facility (Opened): Neyland Stadium (1921)
Capacity: 102,455 (Fifth-largest in CFB)
Record at Neyland: 477-141-17 (.765)
First Year of Football: 1891 (125th season)
All-Time Overall Record: 855-407-53 (.670)
All-Time SEC Record: 347-227-19 (.602)
SEC Championships: 13
 (1998, 1997, 1990, 1989, 1985, 1969, 1967, 1956, 1951, 1946, 1940, 1939, 1938)
SEC Eastern Division Championships: 5
 (2007, 2004, 2001, 1998, 1997)
SEC Championship Games: 5
National Championships: 6
 (1998, 1967, 1951, 1950, 1940, 1938)
BCS Titles: 1 (1998)

ALL-TIME WINS (FBS)

Rank	Team	Wins
1.	Michigan	973
2.	Ohio State*	940
3.	Alabama*	938
4.	Texas	927
	Oklahoma	927
	Notre Dame*	927
7.	Nebraska	908
	Penn State	908
9.	USC*	855
10.	Tennessee	855
11.	Georgia	849
12.	LSU	821

* Teams who have vacated wins

ACADEMIC SUCCESS

17 graduates on the current 2021 roster

1 current NCAA Postgraduate Scholarship recipient (**Matthew Butler**; seventh in Vol football history)

35 2020 Fall SEC Academic Honor Roll accolades (announced in Feb. 2021)

3x CoSIDA Academic All-District First Team selections (**Paxton Brooks, Matthew Butler**)

83 multi-year NCAA Graduation Success Rate (Nov. 2020), top five in the SEC and highest in program history

300-YARD PASSERS, 100-YARD RUSHERS, 100-YARD RECEIVERS

400-YARD PASSING PERFORMANCES

none

300-YARD PASSING PERFORMANCES

Hendon Hooker (2* career, 1 in 2021)

Yds	Opponent	Date	Score
316	at Kentucky	11/6/21	W, 45-42

* - had 1 300-yd game at Virginia Tech in 2019

100-YARD RECEIVING PERFORMANCES

Velus Jones Jr. (4 career, 3 in 2021)

Yds	Opponent	Date	Score
125	at Vanderbilt	12/12/20	W, 42-17
103	South Alabama	11/20/21	W, 60-14
103	South Carolina	10/9/21	W, 45-20
100	at Kentucky	11/6/21	W, 45-42

Cedric Tillman (3 career, 3 in 2021)

Yds	Opponent	Date	Score
200	Georgia	11/13/21	L, 17-41
152	at Alabama	10/23/21	L, 24-52
100	South Alabama	11/20/21	W, 60-14

200-YARD RUSHING PERFORMANCES

none

100-YARD RUSHING PERFORMANCES

Tiyon Evans (3 career, 3 in 2021)

Yds	Opponent	Date	Score
156	at Missouri	10/2/21	W, 62-24
120	Bowling Green	9/2/21	W, 38-6
119	South Carolina	9/9/21	W, 45-20

Hendon Hooker (3* career, 1 in 2021)

Yds	Opponent	Date	Score
108	Ole Miss	10/16/21	L, 26-31

* - had 2 100-yd games at Virginia Tech in 2020

Jabari Small (1 career, 1 in 2021)

Yds	Opponent	Date	Score
117	Bowling Green	9/2/21	W, 38-6

POWER FIVE TRANSFERS

In April, the NCAA ratified a rule change that allowed all athletes who have not yet transferred the ability to do so one time in a college career and be immediately eligible to play. Since January 2021, a total of 10 players from Power Five programs joined the Vols. Several are making an immediate impact:

Name	Previous School	Notable (eligibility year counts this year)
R-So. DB Kamal Hadden	Auburn	Signed with Auburn in Dec. 2020, played at Independence CC
R-Sr. QB Hendon Hooker	Virginia Tech	8-7 record as starter at VTech, 2 years of eligibility left
R-Sr. PK Chase McGrath	Southern Cal	Starting PK at USC for 3 seasons, 2 years of eligibility left
R-Jr. QB Joe Milton III	Michigan	Started 5 games last season at UM, 3 years of eligibility left
Sr. LB Juwan Mitchell	Texas	Leading tackler at Texas last year (62), 2 years of eligibility left
R-Fr. LB William Mohan	Michigan	Played 1 game as true fr. at Michigan, 4 years of eligibility left
Sr. WR JaVonta Payton	Mississippi State	Started 5 games at MSU, 372 yards, 1 year of eligibility left
R-So. Da'Jon Terry	Kansas	Played 10 games at KU, 4 years of eligibility left
R-Sr. DL Caleb Tremblay	Southern Cal	Played 18 games at USC, 1 year of eligibility left, age 25
R-So. DB Brandon Turnage	Alabama	Played 4 games in two seasons at Bama, 4 years left

GRADUATES

• A total of 17 Volunteers are wearing the SEC graduate patch on their jerseys this season. Several others will join them in December. The list includes:

Name	Degree	School Earned
Ja'Quain Blakely	Sociology	Tennessee (2020)
Paxton Brooks	Kinesiology	Tennessee (2021)
Matthew Butler	Political Science	Tennessee (2020)
Tanner Dobrucky	Supply Chain Management	Tennessee (2021)
Grant Frerking	Supply Chain Management	Tennessee (2021)
Kenneth George Jr.	Communication Studies	Tennessee (2020)
Hendon Hooker	Public Relations	Virginia Tech (2020)
Velus Jones Jr.	Sociology	Southern Cal (2019)
Cheyenne Labruzzo	Supply Chain Management	Tennessee (2021)
Ollie Lane	Kinesiology	Tennessee (2021)
Chase McGrath	Communications	Southern Cal (2020)
Joe Milton III	American Culture	Michigan (2021)
JaVonta Payton	Communications	Mississippi State (2020)
J.T. Siekerman	Business Analytics	Tennessee (2021)
Caleb Tremblay	Sociology	Southern Cal (2020)
Jacob Warren	Kinesiology	Tennessee (2021)
Toby Wilson	Finance	Tennessee (2021)

HEAD COACH JOSH HEUPEL

First Season • @CoachJoshHeupel



- **34-13 Overall Record In Four Seasons**
- **28-8 Record In Three Seasons at UCF**
- **11th Among Active FBS Head Coaches Win Percentage**
- **Coached in three national title games and 16 bowl games**
- **Won eight conference championships**
- **2018 National Coach of the Year Finalist**
- **2018 FWA First-Year Coach of the Year Award Winner**
- **Coached multiple Heisman Trophy winners**
- **Top five FBS total offenses in each of last three seasons**
- **Coached seven NFL Draft picks at UCF, including school-record five selections in 2021 NFL Draft**

Former Oklahoma national champion quarterback and UCF head coach Josh Heupel takes the reins of Tennessee football in 2021. Heupel was officially announced as the Volunteers' 27th head football coach on Jan. 27, 2021, by Vice Chancellor/Director of Athletics Danny White, who he worked alongside at UCF.

A 2018 National Coach of the Year finalist and dynamic offensive playcaller, Heupel's 28 victories with the Knights ranked among the top 10 in the FBS over a three-year span from 2018-20. The 43-year-old has enjoyed success at every stop of his career dating back to his high school playing days in South Dakota.

Heupel's arrival in Knoxville comes after a triumphant three-year head coaching stretch at UCF, an era that saw the Knights reaffirm themselves as one of college football's most exciting teams. UCF owned a 28-8 overall record and a stellar 20-5 mark in conference play under his watch, while shattering a program record for NFL Draft picks with five Knights earning the call in the spring of 2021.

Under Heupel's watch, UCF was the only team in the FBS to rank among the top five in total offense in each of those three seasons (2018-20), and the Knights were the only program in the nation to average at least 522.7 yards of total offense in each of those years as well. UCF joined Alabama as the only teams to rank among the top eight in the country in passing in each of his last two seasons (2019-20).

Heupel was tabbed as head coach at UCF in December 2017 by White and promptly became one of only three coaches in college football history to lead a team to an undefeated regular season in his first year with them (Chris Petersen at Boise State in 2003 and Larry Coker at Miami in 2001 also accomplished that feat).

In 2018, his squad posted a 12-1 overall record and an 11-0 regular season mark en route to capturing the American Athletic Conference championship and a berth in the Fiesta Bowl. He led UCF to as high as seventh in both the Associated Press Top 25 and Amway Coaches poll, marking the highest regular-season rankings in program history. The Knights finished the year ranked 11th in the AP and 12th in the Coaches' poll.

For his efforts, Heupel was named the 2018 First Year Coach of the Year by the Football Writers Association of America, and he was a finalist for the Associated Press National Coach of the Year Award, the Paul "Bear" Bryant Coach of the Year Award and the Eddie Robinson Coach of the Year Award.

HEUPEL YEAR-BY-YEAR HEAD COACHING RECORD

Year	Team	Overall	Conf.	Notable
2018	UCF	12-1	9-0	AAC Champs, Fiesta Bowl, #11 AP, #12 Coaches
2019	UCF	10-3	6-2	Gasparilla Bowl, #24 AP, #24 Coaches
2020	UCF	6-4	5-3	Boca Raton Bowl (COVID-19 shortened season)
2021	Tennessee	6-5	3-4	Bowl eligible
Overall	4 seasons	34-13 (.723)	23-9	3 Bowl Games, 1 AAC Championship

PROLIFIC OFFENSES UNDER HEUPEL

TOTAL OFFENSE				SCORING OFFENSE			
Year	YPG	FBS	Conf.	Year	YPG	FBS	Conf.
2020 (UCF)	568.1	2	1	2020 (UCF)	42.2	8	1
2019 (UCF)	540.5	2	1	2019 (UCF)	43.4	5	1
2018 (UCF)	522.7	5	2	2018 (UCF)	43.2	6	2
2017 (Mizzou)	502.2	8	1	2017 (Mizzou)	37.5	14	1
2016 (Mizzou)	500.5	13	1	2016 (Mizzou)	31.4	48	5

RUSHING				PASSING			
Year	YPG	FBS	Conf.	Year	YPG	FBS	Conf.
2020 (UCF)	210.7	25	3	2020 (UCF)	357.4	4	1
2019 (UCF)	223.8	19	3	2019 (UCF)	316.7	8	1
2018 (UCF)	265.2	8	3	2018 (UCF)	257.5	37	4
2017 (Mizzou)	193.5	36	6	2017 (Mizzou)	308.6	14	2
2016 (Mizzou)	205.1	38	8	2016 (Mizzou)	295.4	20	2

THE HEUPEL FILE

PERSONAL INFORMATION

Full Name: Joshua Kenneth Heupel
Born: March 22, 1978 (age 43)
Hometown: Aberdeen, South Dakota
Education: Oklahoma, 2001 (bachelor's in business marketing)
Wife: Dawn
Children: Hannah, Jace

PLAYING HISTORY

1997: Weber State, quarterback
 1998: Snow College, quarterback
 1999-2000: Oklahoma, quarterback

COACHING HISTORY

2003-04: Oklahoma, Graduate Assistant
 2005: Arizona, Tight Ends
 2006-10: Oklahoma, Quarterbacks
 2011-14: Oklahoma, Co-Offensive Coordinator/Quarterbacks
 2015: Utah State, Assistant Head Coach/Offensive Coordinator/Quarterbacks
 2016-17: Missouri, Offensive Coordinator/QBs
 2018-20: UCF, Head Coach
 2021-present: Tennessee, Head Coach

NATIONAL CHAMPIONSHIPS (1)

2000 - Oklahoma (player)

CONFERENCE CHAMPIONSHIPS (8)

2018 AAC - UCF (head coach)
 2012 Big 12 - Oklahoma (co-offensive coordinator/QBs)
 2010 Big 12 - Oklahoma (quarterbacks)
 2008 Big 12 - Oklahoma (quarterbacks)
 2007 Big 12 - Oklahoma (quarterbacks)
 2006 Big 12 - Oklahoma (quarterbacks)
 2004 Big 12 - Oklahoma (graduate assistant)
 2000 Big 12 - Oklahoma (player)

BOWL GAME APPEARANCES AS A COACH (16)

2020 Boca Raton Bowl - UCF
 2019 Gasparilla Bowl - UCF
 2019 Fiesta Bowl - UCF
 2017 Texas Bowl - Missouri
 2015 Famous Idaho Potato Bowl - Utah State
 2014 Russell Athletic Bowl - Oklahoma
 2014 Sugar Bowl - Oklahoma
 2013 Cotton Bowl - Oklahoma
 2011 Insight Bowl - Oklahoma
 2011 Fiesta Bowl - Oklahoma
 2009 Sun Bowl - Oklahoma
 2009 BCS National Championship Game - Oklahoma
 2008 Fiesta Bowl - Oklahoma
 2007 Fiesta Bowl - Oklahoma
 2005 BCS National Championship Game Orange Bowl - Oklahoma
 2004 BCS National Championship Game Sugar Bowl - Oklahoma

BOWL GAME APPEARANCES AS A PLAYER (2)

2001 BCS National Championship Game Orange Bowl - Oklahoma
 1999 Independence Bowl - Oklahoma

ASSISTANT COACHING STAFF (PB = PRESS BOX | S = SIDELINE)



DEFENSIVE COORDINATOR

TIM BANKS (PB) • 1st season

Guided top 25 units as the co-defensive coordinator and safeties coach for five seasons at Penn State (2016-20) prior to Tennessee

Entering his 15th year of defensive coordinator experience, which includes stops at Illinois (2012-15), Cincinnati (2010-11), Central Michigan (2007-09)

Mentored 14 NFL Draft selections at Penn State, including six defensive backs



WIDE RECEIVERS

KODI BURNS (S) • 1st season

SEC veteran who served on Auburn's staff as the co-offensive coordinator and wide receivers coach from 2016-20

A total of nine Auburn offensive players were drafted under his watch, including multiple wide receivers in spring 2021

Part of three conference championships during his career, including two as a coach

Member of Auburn's 2010 SEC and national championship team



OUTSIDE LBs/SPECIAL TEAMS COORDINATOR

MIKE EKELER (S) • 1st season

In his 16th season in the Power Five and owns three national championship game appearances

Returns to the SEC after coaching two seasons at Georgia (2014-15; ILB/ST) and LSU (2005-07)

Coached with Heupel at Oklahoma from 2003-04 when both were graduate assistants

Spent the 2020 season at North Texas



OFFENSIVE LINE

GLEN ELARBEE (S) • 1st season

Returns to the SEC after stops at LSU (2007) and Missouri (2016-17, OL)

Enters his sixth year alongside Heupel as he was the offensive line coach at UCF from 2018-20

Helped pave the way for a UCF rushing attack that ranked in the top 25 nationally and top three in the AAC all three seasons

2018 Broyles Award semifinalist



DEFENSIVE LINE

RODNEY GARNER (S) • 1st season

Now in his 32nd season in the SEC and arguably the top defensive line coach in the nation with seven NFL first round draft picks

Returned to UT after serving as defensive line coach at Georgia from (1998-2012) and at Auburn from 2013-20

Owns six SEC Championships

Coached tight ends (1996-97) and offensive tackles at Tennessee (1997)



OFFENSIVE COORDINATOR/TIGHT ENDS

ALEX GOLESH (PB) • 1st season

In his 18th season at the collegiate level

Served as the co-offensive coordinator and tight ends coach at UCF in 2020

UCF ranked second in FBS in total offense in his lone season (568.1)

Also served on Power 5 staffs at Iowa State (2016-19) and Illinois (2012-15)

Got his coaching start at Ohio State from 2004-05

AFCA 35 Under 35 Class of 2019



QUARTERBACKS

JOEY HALZLE (PB) • 1st season

Served on Heupel's UCF staff for two seasons, including 2020 as quarterbacks coach

Won five Big 12 Conference championships, including two as a coach

Worked with Heupel for 10 seasons prior to UT - at Oklahoma (2009-11), Utah State (2015), Missouri (2016)

Three-time Big 12 champion quarterback at Oklahoma

UT COACHING STAFF

BY THE NUMBERS:

- 5 National Championships
- 5 National Title Game Appearances
- 48 Conference Championships
- 66 Seasons Coaching at Collegiate Level
- 63 Seasons Coaching in the SEC
- 156 Bowl Game Appearances

QUICK NOTES:

• Eight of the 10 assistant coaches on the staff have coordinator experience, including four as defensive coordinators (**Tim Banks, Mike Ekeler, Brian Jean-Mary, Willie Martinez**) and four as offensive coordinators (**Kodi Burns, Glen Elarbee, Alex Golesh, Jerry Mack**).

• Running Backs Coach **Jerry Mack** also owns head coaching experience as he served as head coach of North Carolina Central for four seasons.

• Two assistants on the staff are serving in their second stint at Tennessee, including **Rodney Garner** and **Willie Martinez**.

• Ten coaches on the staff played in college and three of them won national titles as players, including **Josh Heupel** (Oklahoma), **Kodi Burns** (Auburn) and **Willie Martinez** (Miami).



LINEBACKERS

BRIAN JEAN-MARY (S) • 1st season

In his 22nd season at the collegiate level Owns three seasons of defensive coordinator experience at USF (2017-19) where they forced 69 turnovers

Also coached linebackers at Michigan (2020), Texas (2014-16), Louisville (2010-13), Georgia Tech (2004-09)

Won four conference championships as a coach and been a part of 16 bowl games



RUNNING BACKS

JERRY MACK (S) • 1st season

Memphis native who is in his 18th season at the collegiate level

Three-time HBCU Coach of the Year as the head coach at North Carolina Central (2014-17)

Came to UT after four seasons as the offensive coordinator at Rice (2017-20)

Named to the Coalition of Minority Football Coaches Coalition Academy in April 2021



SECONDARY

WILLIE MARTINEZ (S) • 1st season

Over 30 years of experience and in his second stint at Tennessee after coaching the secondary for four seasons from 2013-16

Was the assistant HC and secondary coach at UCF from 2018-20 where the Knights produced a school-record three defensive backs drafted in 2021

Part of six conference championships as a coach and 20 bowl games

100 YEARS OF NEYLAND STADIUM | SHIELDS-WATKINS FIELD



CAPACITY: 102,455 | OVERALL RECORD AT NEYLAND STADIUM: 477-141-17 (.765)

STADIUM NOTES

100 YEARS OF NEYLAND STADIUM, SHIELDS-WATKINS FIELD

- The 2021 season will highlight the centennial celebration of Neyland Stadium, Shields-Watkins Field. Here's to the first century of Neyland Stadium -- the names, the games, the legends and lore. And here's to our dream that its stately walls rise glorious for 100 more.
- **1921:** Opened on Sept. 24, as Tennessee defeated Emory & Henry, 27-0
- **1948:** Largest expansion of Neyland Stadium, as over 48,000 fans attended a Homecoming victory over Alabama on Oct. 16
- **1972:** First night game in Neyland Stadium, as Tennessee topped Penn State, 28-21, on Sept. 16
- **1996:** Expansion eclipses 100,000 in capacity for the first time
- **2006:** \$26 million Neyland Stadium Phase I Master Plan completed
- **2021:** New, state-of-the-art LED lighting system installed
- **2022:** "My All" Campaign game day and fan experience upgrades set for completion, including a new north videoboard, improved lower west sideline seating and a field-level club



NEYLAND'S MAXIMS OF FOOTBALL

One of the greatest coaches in the history of the game of football, Gen. Robert Reese Neyland is still, and will most likely always be, the yardstick by which all Tennessee football coaches are measured. For 21 years, he led the Big Orange to 173 wins, seven conference titles and four national championships.

1. The team that makes the fewest mistakes will win.
2. Play for and make the breaks and when one comes your way -- SCORE.
3. If at first the game or the breaks go against you, don't let up -- put on more steam.
4. Protect our kickers, our QB, our lead and our ball game.
5. Ball, oskie, cover, block, cut and slice, pursue and gang tackle -- for this is the WINNING EDGE.
6. Press the kicking game. Here is where the breaks are made.
7. Carry the fight to our opponent and keep it there for 60 minutes.



STADIUM QUICK FACTS

ALL-TIME STADIUM WIN PCT.

1. Bryant-Denny Stadium (Alabama)	.837 (284-54-3)
2. Albertsons Stadium (Boise State)	.822 (277-60)
3. Memorial Stadium (Oklahoma)	.8169 (414-87-15)
4. Paulson Stadium (Georgia Southern)	.8167 (205-46)
5. Edwards Stadium (Marshall)	.8160 (173-39)
6. Dignity Health Sports Park (San Diego St.)	.800 (8-2)
7. Beaver Stadium (Penn State)	.794 (304-79)
8. Ohio Stadium (Ohio State)	.792 (459-113-20)
9. Jordan-Hare Stadium (Auburn)	.791 (338-87-7)
10. Sanford Stadium (Georgia)	.770 (368-107-9)
11. Kidd Brewer Stadium (Appalachian State)	.769 (262-77-5)
12. Neyland Stadium (Tennessee)	.765 (477-141-17)

LARGEST CFB STADIUMS

1. Michigan Stadium (Michigan)	107,601
2. Beaver Stadium (Penn State)	106,572
3. Ohio Stadium (Ohio State)	102,780
4. Kyle Field (Texas A&M)	102,733
5. Neyland Stadium (Tennessee)	102,455
6. Tiger Stadium (LSU)	102,321
7. Bryant-Denny Stadium (Alabama)	101,821
8. Darrell K. Royal Memorial Stadium (Texas)	100,119
9. Sanford Stadium (Georgia)	93,246
10. Rose Bowl (UCLA)	92,542

"QUOTES"

ABOUT NEYLAND STADIUM

"The big games I played in Neyland Stadium are right up there with the Super Bowl. It is still one of the most electric atmospheres I have ever experienced, and the passion of the fans is what makes the difference."

- Peyton Manning, Hall of Famer

"It is a remarkable experience. It starts with the Vol Walk down to the stadium, and the energy just builds and builds until you run through the 'T' for kickoff."

- Jerod Mayo, Former Vol and NFL LB

"Take anybody that's never been to a game in Knoxville and let them experience that with neutral glasses on and they will be blown away. The campus, the Vol Navy, when you pull into town, the stadium, the mascot, the uniforms, the crowd, the fight song, all of it. There is no way you can't be impressed when you go to a game in Knoxville."

- Cole Cubelic, ESPN/SEC Network analyst

"The noise was a constant, oppressive force. I could literally feel it on my skin. But these fans weren't just loud on the first drive. Or just on 3rd down. Or just in the fourth quarter. It was every. single. play."

- Ty Darlington, former Oklahoma offensive lineman (2015)

"Last year when we went to play Tennessee in Neyland Stadium, that was probably the best game experience I've had and probably will ever have. That's a different type of loud. I can't even describe it. It was unbelievable."

- Baker Mayfield, former Oklahoma quarterback (2015)

"It's got to be Tennessee! That night in that stadium with the orange and Rocky Top -- that's my favorite!"

- Lee Corso, ESPN College Football Analyst

THE LAST TIME TENNESSEE...

INDIVIDUAL

Rushed for 100 yards - 108, Hendon Hooker vs. Ole Miss, 10/16/21
Rushed for 200 yards - 246, Eric Gray vs. Vanderbilt, 11/30/19
Rushed for 250 yards - 294, Chuck Webb vs. Mississippi, 11/18/89
QB Rushed for 100 yards - 108, Hendon Hooker vs. Ole Miss, 10/16/21
Passed for 300 yards - 316, Hendon Hooker at Kentucky, 11/6/21
Passed for 400 yards - 415, Jarrett Guarantano at Missouri, 11/23/19
Passed for 500 yards - 530, Tyler Bray vs. Troy, 11/3/12
Had 100 yards receiving - 103, V. Jones Jr., 100 C. Tillman vs. South Alabama, 11/20/21
Had 150 yards receiving - 200, Cedric Tillman vs. Georgia, 11/13/21
Had 200 yards receiving - 200, Cedric Tillman vs. Georgia, 11/13/21
Returned onside kick for TD - 44, Bret Smith at S. Carolina, 10/30/04
Returned opening kickoff for TD - 91, Ty Chandler vs. Indiana State, 9/9/17
Returned conventional kickoff for TD - 96, Velus Jones Jr. vs. South Alabama, 11/20/21
Returned kickoff 100 yards - Evan Berry at South Carolina, 10/29/16
Returned punt for TD - 65, Marquez Callaway vs. South Carolina, 10/26/19
Returned a blocked punt for TD - 29, Daniel Bituli vs. South Carolina, 10/26/19
Returned punt at least 75 yards - 82, Marquez Callaway vs. Charlotte, 11/4/18 (TD)
Had a rushing + punt return TD in same game - Alvin Kamara vs. WCU, 9/19/15 (2, 50)
Returned INT for TD - 56 yards, Alontae Taylor at Kentucky, 11/6/21
Returned a fumble for TD - 0 yards, Kivon Bennett at Georgia, 10/10/20
Returned PAT for a score - 97, Floyd Miley vs. Mississippi, 11/17/90 (blocked kick return)
Rushed for three TDs - 3, Tiyon Evans at Missouri, 10/2/21
Rushed for four TDs - 4, John Kelly vs. Georgia Tech, 9/4/17
Threw four TD passes - 4, Hendon Hooker at Kentucky, 11/6/21
Caught three TD passes - 3, Justin Hunter vs. Troy, 11/3/12
Had rushing + receiving TD - Eric Gray vs. Missouri, 10/3/20
Made four FGs - 4, Brent Cimaglia vs. BYU, 9/7/19
Had an 80-yard run - 92, Tiyon Evans at Missouri, 10/2/21
Had a 90-yard run - 92, Tiyon Evans at Missouri, 10/2/21
Had an 80-yard completion - 81, Tyler Bray to Justin Hunter vs. Montana, 9/4/11
Had 20+ tackles - 23, Daniel Bituli vs. Georgia Tech, 9/4/17
Recorded three sacks - 4.0, Darrell Taylor vs. Kentucky, 11/10/18
Forced two fumbles - 2, Darrell Taylor at Georgia, 9/29/18
Intercepted two passes - 3, Bryce Thompson vs. UAB, 11/2/19
Intercepted three passes - 3, Bryce Thompson vs. UAB, 11/2/19
Made a 50-yard FG - 50, Brent Cimaglia at Arkansas, 11/7/20

TEAM

Shut out an opponent - 56-0 vs. Tennessee Tech, 9/18/21
Shut out consecutive opponents - at Vanderbilt and vs. Kentucky, 11/23/02 & 11/30/02 (24-0)
Rushed for more than 300 yards - 458 at Missouri, 10/2/21 (59 att.)
Rushed for more than 400 yards - 458 at Missouri, 10/2/21 (59 att.)
Passed for more than 300 yards - 311 vs. South Alaba., 11/20/21 (29 att.)
Passed for more than 400 yards - 415 at Missouri, 11/23/19 (41 att.)
Had more than 500 yards total off. - 683 at Missouri, 10/2/21 (225 pass, 458 rush)
Had more than 600 yards total off. - 683 at Missouri, 10/2/21 (225 pass, 458 rush)
Scored 50 points - 60 vs. South Alabama, 11/20/21 (Score: 60-14)
Scored 60 points - 60 vs. South Alabama, 11/20/21 (Score: 60-14)
Scored 70 points - 70 vs. Louisiana-Monroe, 9/23/00 (Score: 70-3)
Scored 30+ points in a quarter - vs. Western Carolina, 9/19/15 (2nd quarter, 31 points)
Scored 35+ points in a quarter - Arkansas, 11/22/00 (1st quarter, 35 points)
Failed to rush for 100 yards - 55 vs. Georgia, 11/13/21 (36 att.)
Failed to pass for 100 yards - 44 at Alabama 10/21/17 (9-of-16, 1 int.)
Held opponent to fewer than 100 yards rushing - 74 at Missouri, 10/2/21 (30 att.)
Held opponent to fewer than 100 yards passing - 25 at Kentucky, 11/9/19 (4-of-7)
Held opponent to fewer than 100 yards total off. - 83 vs. WKU, 9/5/09 (34 rush, 49 pass)
Held opponent without a TD - vs. Tennessee Tech, 9/18/21 (Score: Tennessee 56-0)
Failed to get a first down - vs. Auburn, 9/27/58 (Score: Auburn 13-0)
Scored a safety - 2 vs. South Alabama, 11/20/21 (Kurott Garland sack, snap out of endzone)
Scored two safeties - 2 vs. South Alabama, 11/20/21 (Kurott Garland sack, snap out of endzone)
Committed no turnovers - vs. South Alabama, 11/20/21
Forced opponent into five turnovers - vs. Chattanooga, 9/14/19
Intercepted four passes - vs. Tennessee Tech, 9/18/21
Intercepted five passes - vs. Western Kentucky, 9/7/13
Forced four fumbles - at Kentucky, 10/28/17
Recovered four fumbles - at Kentucky, 10/28/17
Committed no penalties - vs. Austin Peay, 8/31/13
Never had to punt - at Missouri, 10/2/21 (11 off. possessions in 62-24 win)
Blocked a punt - at Alabama, 10/23/21 (De'Shawn Rucker)
Returned blocked punt for TD - 29 vs. South Carolina, 10/26/19 (Daniel Bituli)
Blocked a field goal - vs. Kentucky, 11/10/18 (Shy Tuttle)
Returned blocked FG for TD - 90 vs. South Carolina, 10/28/95 (Tyrone Hines)
Returned punt and kickoff for TD in same game - at Kentucky, 10/31/15 (Evan Berry 100-yard KR; Cameron Sutton 84-yard PR)
Blocked a PAT - at Kentucky, 11/9/19 (Chance Poore blocked by Darel Middleton)
Faked a punt - at Vanderbilt, 12/12/20 (Paxton Brooks completed pass for 31 yards)
Faked punt for 1st down - at Vanderbilt, 12/12/20 (Paxton Brooks completed pass for 31 yards)
Faked a FG - vs. Missouri, 11/22/14 (P. Ashford pass to A. Ellis for touchdown)
Attempted 2-pt conversion - vs. Florida, 12/5/20 (J.T. Shrout pass unsuccessful)
Scored 2-pt conversion - vs. Florida, 9/22/18 (K. Chryst pass to J. Jennings successful)
Attempted onside kick - vs. Florida, 12/5/20 (Florida recovered)
Recovered onside kick - vs. Indiana, 1/2/20 (Eric Gray recovered)
Two players with 100 yards rushing - T. Evans (120) & J. Small (117) vs. Bowling Green (9/2/21)
Three players with 100 yards rushing - James Stewart (145), Aaron Hayden (115) & Mose Phillips (107) vs. Vanderbilt, 11/30/91
Two players w/ 100 yards passing - J.T. Shrout (121) & H. Bailey (111) vs. Florida, 12/5/20
Two players w/ 100 yards receiving - 103, V. Jones Jr., 100 C. Tillman vs. South Alabama, 11/20/21
Three players w/ 100 yards receiving - J. Palmer (124), J. Jennings (115), M. Callaway (110) at Missouri 11/23/19
Won OT game - vs. Georgia Tech, 9/4/17 (Score: UT 42-41, 2OT)
Lost OT Game - vs. BYU, 9/7/19 (Score: BYU 29-26 2OT)
Won game on last play - at Georgia, 10/1/16 (UT 34-31, 43-yd TD pass Dobbs to Jennings)
Lost game on last play - vs. BYU, 9/7/19 (Score: BYU 29-26: 5-yd rushing TD in 2OT)
Rallied from down 14 to win - vs. Georgia Tech, 9/4/17 (trailed 28-14 in 4Q & won, 42-41)
Beat ranked opponent - at #18/18/17 Kentucky, 11/6/21 (Score: Tennessee 45-42)
Beat team ranked in top 15 - vs. #11/12/12 Kentucky, 11/10/18 (Score: Tennessee 24-7)
Beat team ranked in top 10 - at #10 Georgia, 10/7/06 (Score: Tennessee 51-33)
Beat team ranked in top 5 - at #4 LSU, 9/26/05 (Score: Tennessee 30-27, OT)

THE LAST TIME AN OPPONENT...

INDIVIDUAL

Rushed for 100 yards - 104, James Cook vs. Georgia, 11/13/21 (10 attempts)
Rushed for 200 yards - 216, Ish Witter at Missouri, 11/11/17 (24 attempts)
Rushed for 250 yards - 282, Dexter McCluster at Mississippi, 11/14/09 (25 attempts)
A QB Rushed for 100 yards - 195, Matt Corral vs. Ole Miss, 10/16/21 (30 attempts)
Passed for 300 yards - 372, Will Levis at Kentucky, 11/6/21
Passed for 400 yards - 433, Kyle Trask vs. Florida, 12/5/20
Passed for 500 yards - Never
Had 100 yards receiving - 143, Jalen Tolbert vs. South Alabama, 11/20/21
Had 150 yards receiving - 166, Wan'Dale Robinson at Alabama, 11/6/21
Had 200 yards receiving - 233, Pharoah Cooper at South Carolina, 11/1/14
Returned a kickoff for TD - 100, Kris Abrams-Draine at Missouri, 10/2/21
Returned a kickoff 100 yards - 100, Kris Abrams-Draine at Missouri, 10/2/21
Returned a punt for TD - 79, Eddie Jackson vs. Alabama, 10/15/16
Returned a blocked punt for TD - 17, Sean Westgate at UCLA, 9/1/08
Returned an INT for TD - 100, Smoke Monday at Auburn, 11/21/20
Returned a fumble for TD - 28, Malachi Moore vs. Alabama, 10/24/20
Returned an extra point for score - Quinton Reese, Auburn (SEC Championship), 12/6/97 (yardage not recorded)
Returned a punt at least 75 yards - 79, Eddie Jackson vs. Alabama, 10/15/16 (TD)
Rushed for three TDs - 3, Brian Robinson Jr. at Alabama, 10/23/21
Rushed for four TDs - 4, Dexter McCluster at Mississippi, 11/14/09
Rushed for five TDs - 5, TaQuon Marshall vs. Georgia Tech, 9/4/17
Threw four TD passes - 4, Kyle Trask vs. Florida, 12/5/20
Caught three TD passes - 3, Josh Reed at LSU, 9/30/00 (overtime)
Made four FGs - 4, Louie Zervos, Ohio, 9/17/16
Had an 80-yard run - 85, Bo Scarbrough vs. Alabama, 10/15/16
Had an 80-yard completion - 85, Dylan Thompson to Pharoah Cooper at South Carolina (TD), 11/1/14
Recorded three sacks - 5, Alex Brown at Florida, 9/18/99
Intercepted two passes - 2, DeMarkus Acy vs. Missouri, 11/17/18
Made a 50-yard FG - 50, Anders Carlson at Auburn, 11/21/20

TEAM

Shut out Tennessee - 41-0 vs. Georgia, 9/30/17
Shut out Tennessee in consecutive games - at Kentucky and vs. Vanderbilt, 11/19/59 & 11/26/59 (Scores: 20-0, 14-0)
Rushed for more than 300 yards - 433 at Missouri, 11/11/17
Rushed for more than 400 yards - 433 at Missouri, 11/11/17
Rushed for more than 500 yards - 535 vs. Georgia Tech, 9/4/17
Passed for more than 300 yards - 387 at Kentucky, 11/6/21
Had more than 600 yards total offense - 659 at Missouri, 11/11/17 (433 rush, 226 pass)
Scored 50 points - 52 at Alabama, 10/23/21 (Score: Alabama 52-24)
Scored 60 points - 62 at Florida, 11/16/95 (Score: Florida 62-37)
Scored 70 points - 70 at Trinity (present-day Duke), 11/4/1893 (Score: Trinity 70-0)
Failed to rush for 100 yards - 69 vs. South Alabama, 11/20/21 (37 att.)
Failed to pass for 100 yards - 25 at Kentucky, 11/9/19 (4-of-7)
Held Tennessee to fewer than 100 yards rushing - 55 vs. Georgia, 11/13/21 (36 att.)
Held Tennessee to fewer than 100 yards passing - 44 at Alabama 10/21/17 (9-of-16, 1 int.)
Held Tennessee to fewer than 100 yards total offense - 59 vs. Alabama, 10/18/80
Held Tennessee without TD - at Florida, 9/21/19 (Score: Florida, 34-3)
Scored a safety - vs. Florida, 9/22/18 (Tim Jordan tackled in end zone)
Never had to punt - at Kentucky, 11/6/21 (11 off. possessions in 42-45 loss)
Blocked a punt - vs. Georgia, 9/30/17 (D'Andre Walker)
Returned a blocked punt for TD - 17 at UCLA, 9/1/08 (Sean Westgate)
Blocked a FG - at Missouri, 11/23/19 (blocked by Jordan Elliot)
Blocked two FGs - at Alabama, 10/24/09 (Terrence Cody blocked both)
Returned punt and kickoff for TD in same game - Auburn, 11/9/13 (Chris Davis 85-yard punt return; Corey Grant 90-yard kickoff return)
Faked a punt - vs. South Alabama, 11/20/21 (Keith Gallmon Jr. 26-yd rush, successful)
Faked a punt for first down - vs. South Alabama, 11/20/21 (Keith Gallmon Jr. 26-yd rush, successful)
Failed 2-pt conversion - vs. South Carolina, 10/9/21 (Luke Doty failed pass attempt)
Scored 2-pt conversion - at South Carolina, 10/27/18 (Jake Bentley rush)
Attempted an onside kick - vs. South Alabama, 11/20/21 (USA's A.J. Deshazor recovered)
Recovered a successful onside kick - vs. South Alabama, 11/20/21 (USA's A.J. Deshazor recovered)
Two players with 100 yards rushing - at Missouri, I. Witter (216), L. Rountree (155), 11/11/17
Three players with 100 yards rushing - Mississippi, P. Hofer (119), J. Reed (115), M. Sweet (103), 11/15/75
Two players with 100 yards passing - Alabama, Jalen Hurts (198) and Tua Tagovailoa (134), 10/21/17
Two players with 100 yards receiving - at Alabama, 123, J. Williams; 121, J. Metchie, 10/23/21
Won OT Game - vs. BYU, 9/7/19 (Score: BYU 29-26, 2OT)
Lost OT game - vs. Georgia Tech, 9/4/17 (Score: UT 42-41, 2OT)
Beat a ranked Tennessee team - vs. Kentucky, 10/17/20 (Score: UK 34, #17 UT 7)
Beat a Tennessee team ranked in the top 15 - at Georgia, 10/10/20 (Score: #3 UGA 44, #12 UT 21)
Beat a Tennessee team ranked in the top 5 - Florida, 9/17/05 (Score: #6 UF 16, #5 UT 7)

Shaded - Occurred in 2021

2021 STATISTICS

OVERALL: 6-5

SEC: 3-4

HOME: 4-3

AWAY: 2-2

NEUTRAL: 0-0

SCHEDULE & RESULTS

Date	UT (rank)	Opponent	TV	Site	Time/Result	Attend.	Top Rusher	Top Passer (C-A-Y-TD)	Top Receiver (Yds)	Top Tackler
Sept. 2	-/-	Bowling Green	SECN	Knoxville	W, 38-6	84,314	T. Evans (16-120-1)	J. Milton III (11-23-139-1)	J. Hyatt (4-62)	T. Jackson (11)
Sept. 11	-/-	Pittsburgh	ESPN	Knoxville	L, 41-34	82,203	J. Milton II (5-54-0)	H. Hooker (15-21-188-2)	J. Calloway (3-59)	T. Jackson (11)
Sept. 18	-/-	Tennessee Tech	SECN+	Knoxville	W, 56-0	80,053	H. Hooker (9-64-1)	H. Hooker (17-25-199-3)	V. Jones Jr. (3-65)	Solomon/Young (6)
Sept. 25	-/-	at #11/11 Florida*	ESPN	Gainesville	L, 38-14	88,478	J. Small (11-59-0)	H. Hooker (13-23-221-2)	J. Payton (2-82)	T. Flowers (15)
Oct. 2	-/-	at Missouri*	SECN	Columbia	W, 62-24	45,655	T. Evans (15-156-3)	H. Hooker (15-19-225-3)	V. Jones Jr. (7-79)	A. Beasley (8)
Oct. 9	-/-	South Carolina*	ESPN2	Knoxville	W, 45-20	89,437	T. Evans (16-119-1)	H. Hooker (17-23-225-3)	V. Jones Jr. (6-103)	B. Turnage (14)
Oct. 16	-/-	#13/14 Ole Miss*	SECN	Knoxville	L, 31-26	102,455	H. Hooker (23-108-1)	H. Hooker (17-26-233-1)	V. Jones Jr. (6-93)	J. Banks (15)
Oct. 23	-/-	at #4/4 Alabama*	ESPN	Tuscaloosa	L, 52-24	100,077	T. Evans (7-30-0)	H. Hooker (19-28-282-3)	C. Tillman (7-152)	J. Banks (12)
Nov. 6	-/-	at #18/18/17 Kentucky*	ESPN2	Lexington	W, 45-42	61,690	J. Small (4-55-1)	H. Hooker (15-20-316-4)	V. Jones Jr. (5-100)	Banks/Beasley (14)
Nov. 13	-/-	#1/1/1 Georgia* (HC)	CBS	Knoxville	L, 41-17	100,074	J. Small (12-49-0)	H. Hooker (24-37-244-1)	C. Tillman (10-200)	J. Banks (15)
Nov. 20	-/-	South Alabama	ESPNU	Knoxville	W, 60-14	75,203	J. Wright (13-83-1)	H. Hooker (17-20-273-2)	V. Jones Jr. (6-103)	J. Banks (7)
Nov. 27	-/-	Vanderbilt*	SECN	Knoxville	3:45 p.m.					

Rankings listed (AP/Coaches/CFP)

TEAM STATISTICS

	UT	OPP
SCORING	421	309
Points Per Game	38.3	28.1
Points Off Turnovers	56	38
FIRST DOWNS	260	248
Rushing	130	104
Passing	107	131
Penalty	23	13
RUSHING YARDAGE	2259	1723
Yards gained rushing	2533	2052
Yards lost rushing	274	329
Rushing Attempts	472	445
Average Per Rush	4.8	3.9
Average Per Game	205.4	156.6
TDs Rushing	26	22
PASSING YARDAGE	2808	2811
Comp-Att-Int	207-316-3	257-410-9
Average Per Pass	8.9	6.9
Average Per Catch	13.6	10.9
Average Per Game	255.3	255.5
TDs Passing	26	17
TOTAL OFFENSE	5067	4534
Total Plays	788	855
Average Per Play	6.4	5.3
Average Per Game	460.6	412.2
KICK RETURNS: #-Yards	24-641	28-550
PUNT RETURNS: #-Yards	23-262	5-12
INT RETURNS: #-Yards	9-197	3-85
KICK RETURN AVERAGE	26.7	19.6
PUNT RETURN AVERAGE	11.4	2.4
INT RETURN AVERAGE	21.9	28.3
FUMBLES-LOST	15-8	9-3
PENALTIES-Yards	71-660	79-678
Average Per Game	60.0	61.6
PUNTS-Yards	42-1830	53-2196
Average Per Punt	43.6	41.4
Net punt average	41.9	36.1
KICKOFFS-Yards	73-4143	63-3690
Average Per Kick	56.8	58.6
Net kick average	40.0	37.3
TIME OF POSSESSION/Game	24:15	35:45
3RD-DOWN Conversions	71/150	81/182
3rd-Down Pct	47%	45%
4TH-DOWN Conversions	10/22	14/27
4th-Down Pct	45%	52%
SACKS BY-Yards	30-184	42-201
MISC YARDS	0	0
TOUCHDOWNS SCORED	55	40
FIELD GOALS-ATTEMPTS	10-13	10-14
ON-SIDE KICKS	0-0	1-1
RED-ZONE SCORES	(40-46) 87%	(38-41) 93%
RED-ZONE TOUCHDOWNS	(32-46) 70%	(32-41) 78%
PAT-ATTEMPTS	(55-55) 100%	(39-39) 100%
ATTENDANCE	613739	295900
Games/Avg Per Game	7/87677	4/73975
Neutral Site Games		0/0

RUSHING

Name	GP	Att	Gain	Loss	Net	Avg	TD	Long	Avg/G
Evans,Tiyon	7	81	532	7	525	6.5	6	92	75.0
Small,Jabari	9	99	518	9	509	5.1	6	37	56.6
Hooker,Hendon	11	137	666	180	486	3.5	5	25	44.2
Wright,Jaylen	7	53	250	7	243	4.6	3	21	34.7
Whitehead,Len'Neth	8	32	207	0	207	6.5	2	45	25.9
Milton III,Joe	7	27	189	55	134	5.0	2	54	19.1
Pierce,Marcus	6	32	134	4	130	4.1	1	27	21.7
Jones Jr.,Velus	11	1	15	0	15	15.0	0	15	1.4
Hyatt,Jalin	11	1	10	0	10	10.0	0	10	0.9
Bailey,Harrison	1	4	10	2	8	2.0	1	8	8.0
Beckwith,Dee	2	1	2	0	2	2.0	0	2	1.0
Payton,JaVonta	11	1	0	2	-2	-2.0	0	0	-0.2
TEAM	11	3	0	8	-8	-2.7	0	0	-0.7
Total	11	472	2533	274	2259	4.8	26	92	205.4
Opponents	11	445	2052	329	1723	3.9	22	49	156.6

PASSING

Name	GP	Rating	Comp-Att-Int	Pct	Yds	TD	Lng	Avg/G
Hooker,Hendon	11	183.43	170-243-3	70.0	2411	24	75	219.2
Milton III,Joe	7	113.06	32-62-0	51.6	375	2	53	53.6
Bailey,Harrison	1	62.06	3-7-0	42.9	16	0	6	16.0
Moore,Gaston	1	125.00	2-2-0	100.0	6	0	3	6.0
TEAM	11	0.00	0-1-0	0.0	0	0	0	0.0
Fant,Princeton	11	0.00	0-1-0	0.0	0	0	0	0.0
Total	11	165.40	207-316-3	65.5	2808	26	75	255.3
Opponents	11	129.57	257-410-9	62.7	2811	17	68	255.5

RECEIVING

Name	GP	Rec	Yds	Avg	TD	Long	Avg/G
Tillman,Cedric	11	51	825	16.2	7	70	75.0
Jones Jr.,Velus	11	50	700	14.0	6	72	63.6
Hyatt,Jalin	11	18	191	10.6	1	41	17.4
Warren,Jacob	11	18	179	9.9	3	34	16.3
Payton,JaVonta	11	15	373	24.9	6	75	33.9
Fant,Princeton	11	12	126	10.5	1	24	11.5
Small,Jabari	9	8	75	9.4	0	22	8.3
Keyton,Ramel	9	7	72	10.3	0	15	8.0
Wright,Jaylen	7	6	22	3.7	0	11	3.1
Calloway,Jimmy	3	5	84	16.8	1	44	28.0
Merrill,Walker	8	5	52	10.4	0	16	6.5
Evans,Tiyon	7	4	74	18.5	1	47	10.6
Salmon,Hunter	4	3	7	2.3	0	4	1.8
Frerking,Grant	5	2	8	4.0	0	5	1.6
Whitehead,Len'Neth	8	1	10	10.0	0	10	1.2
Coby,Andison	4	1	5	5.0	0	5	1.2
Holiday,Jimmy	9	1	5	5.0	0	5	0.6
Total	11	207	2808	13.6	26	75	255.3
Opponents	11	257	2811	10.9	17	68	255.5

SCORE BY QUARTERS

	1st	2nd	3rd	4th	OT	Total
Tennessee	162	92	90	77	--	421
Opponents	44	120	62	83	--	309

2021 STATISTICS

PUNT RETURNS

Name	Ret	Yds	Avg	TD	Long
Jones Jr.,Velus	16	222	13.9	0	40
Jackson,Theo	2	14	7.0	0	8
Flowers,Trevon	2	4	2.0	0	6
Charles,Christian	1	10	10.0	0	0
Merrill,Walker	1	0	0.0	0	0
Rucker,De'Shawn	1	12	12.0	0	0
Total	23	262	11.4	0	40
Opponents	5	12	2.4	0	5

KICKOFF RETURNS

Name	Ret	Yds	Avg	TD	Long
Jones Jr.,Velus	18	506	28.1	1	96
Holiday,Jimmy	3	83	27.7	0	33
Flowers,Trevon	1	15	15.0	0	15
Whitehead,Len'Neth	1	19	19.0	0	19
Campbell,Miles	1	18	18.0	0	18
Total	24	641	26.7	1	96
Opponents	28	550	19.6	1	100

FUMBLE RETURNS

Name	Ret	Yds	Avg	TD	Long
Total	0	0	0.0	0	0
Opponents	2	35	17.5	0	35

INTERCEPTIONS

Name	No.	Yds	Avg	TD	Long
McCollough,Jaylen	3	45	15.0	0	29
Taylor,Alontae	2	85	42.5	1	56
Banks,Jeremy	1	32	32.0	0	32
Page III,Solon	1	31	31.0	1	31
McDonald,Tamarion	1	4	4.0	0	4
Flowers,Trevon	1	0	0.0	0	0
Total	9	197	21.9	2	56
Opponents	3	85	28.3	0	47

PUNTING

Name	Punts	Yds	Avg	Lg	TB	FC	I20	50+	Blkd
Brooks,Paxton	38	1676	44.1	64	3	23	14	11	0
Morgan,Kolby	4	154	38.5	55	0	2	1	1	0
Total	42	1830	43.6	64	3	25	15	12	0
Opponents	53	2196	41.4	62	1	13	16	10	2

KICKOFFS

Name	KO	YDS	AVG	TB	OB
Wilson,Toby	65	3632	55.9	25	0
Brooks,Paxton	8	511	63.9	2	0
Total	73	4143	56.8	27	0
Opponents	63	3690	58.6	28	0

FIELD GOALS

■ FIELD GOAL SEQUENCE BY PLAYER

Name	FGM-FGA	Pct.	1-19	20-29	30-39	40-49	50+	Lg	Blk
McGrath,Chase	10-13	76.9	0-0	4-4	3-4	3-5	0-0	48	0

■ FIELD GOAL SEQUENCE BY GAME

	Tennessee	Opponents
Bowling Green	(43)	(42),(50)
Pittsburgh	(37), (48)	(38), (27)
Tennessee Tech	--	41 (WR)
at Florida	47 (WR)	(47)
at Missouri	(25), (27)	(43)
South Carolina	(25)	--
Ole Miss	(39), 49 (WR)	(30), 44 (WR)
at Alabama	(32)	54 (S), (45)
at Kentucky	(43), 35 (WR)	50 (WR)
Georgia	(24)	(40), (26)
South Alabama	--	--

Numbers in (parentheses) indicate field goal was made

* Indicates field goal was blocked, WR-Wide Right, WL- Wide Left, S-Short

SCORING

Name	TD	FGs	PAT Kick	PAT Rush	PAT Rcv	PAT Pass	PAT DXP	Saf	Pts
McGrath,Chase	0	10-13	54-54	0-0	0	0-0	0	0	84
Evans,Tiyon	7	0-0	0-0	0-0	0	0-0	0	0	42
Jones Jr.,Velus	7	0-0	0-0	0-0	0	0-0	0	0	42
Tillman,Cedric	7	0-0	0-0	0-0	0	0-0	0	0	42
Payton,JaVonta	6	0-0	0-0	0-0	0	0-0	0	0	36
Small,Jabari	6	0-0	0-0	0-0	0	0-0	0	0	36
Hooker,Hendon	5	0-0	0-0	0-0	0	0-0	0	0	30
Warren,Jacob	3	0-0	0-0	0-0	0	0-0	0	0	18
Wright,Jaylen	3	0-0	0-0	0-0	0	0-0	0	0	18
Milton III,Joe	2	0-0	0-0	0-0	0	0-0	0	0	12
Whitehead,Len'Neth	2	0-0	0-0	0-0	0	0-0	0	0	12
Calloway,Jimmy	1	0-0	0-0	0-0	0	0-0	0	0	6
Hyatt,Jalin	1	0-0	0-0	0-0	0	0-0	0	0	6
Bailey,Harrison	1	0-0	0-0	0-0	0	0-0	0	0	6
Pierce,Marcus	1	0-0	0-0	0-0	0	0-0	0	0	6
Fant,Princeton	1	0-0	0-0	0-0	0	0-0	0	0	6
Page III,Solon	1	0-0	0-0	0-0	0	0-0	0	0	6
TEAM	0	0-0	0-0	0-0	0	0-0	0	3	6
Taylor,Alontae	1	0-0	0-0	0-0	0	0-0	0	0	6
Carver,JT	0	0-0	1-1	0-0	0	0-0	0	0	1
Total	55	10-13	55-55	0-0	0	0-0	0	3	421
Opponents	40	10-14	39-39	0-0	0	0-1	0	0	309

ALL-PURPOSE

Name	GP	Rush	Rec	PR	KR	IR	Tot	Avg/G
Jones Jr.,Velus	11	15	700	222	506	0	1443	131.2
Tillman,Cedric	11	0	825	0	0	0	825	75.0
Evans,Tiyon	7	525	74	0	0	0	599	85.6
Small,Jabari	9	509	75	0	0	0	584	64.9
Hooker,Hendon	11	486	0	0	0	0	486	44.2
Payton,JaVonta	11	-2	373	0	0	0	371	33.7
Wright,Jaylen	7	243	22	0	0	0	265	37.9
Whitehead,Len'Neth	8	207	10	0	19	0	236	29.5
Hyatt,Jalin	11	10	191	0	0	0	201	18.3
Warren,Jacob	11	0	179	0	0	0	179	16.3
Milton III,Joe	7	134	0	0	0	0	134	19.1
Pierce,Marcus	6	130	0	0	0	0	130	21.7
Fant,Princeton	11	0	126	0	0	0	126	11.5
Holiday,Jimmy	9	0	5	0	83	0	88	9.8
Taylor,Alontae	11	0	0	0	0	85	85	7.7
Calloway,Jimmy	3	0	84	0	0	0	84	28.0
Keyton,Ramel	9	0	72	0	0	0	72	8.0
Merrill,Walker	8	0	52	0	0	0	52	6.5
McCollough,Jaylen	11	0	0	0	0	45	45	4.1
Banks,Jeremy	11	0	0	0	0	32	32	2.9
Page III,Solon	11	0	0	0	0	31	31	2.8
Flowers,Trevon	10	0	0	4	15	0	19	1.9
Campbell,Miles	2	0	0	0	18	0	18	9.0
Jackson,Theo	10	0	0	14	0	0	14	1.4
Rucker,De'Shawn	10	0	0	12	0	0	12	1.2
Charles,Christian	6	0	0	10	0	0	10	1.7
Bailey,Harrison	1	8	0	0	0	0	8	8.0
Frerking,Grant	5	0	8	0	0	0	8	1.6
Salmon,Hunter	4	0	7	0	0	0	7	1.8
Coby,Anderson	4	0	5	0	0	0	5	1.2
McDonald,Tamarion	10	0	0	0	0	4	4	0.4
Beckwith,Dee	2	2	0	0	0	0	2	1.0
TEAM	11	-8	0	0	0	0	-8	-0.7
Total	11	2259	2808	262	641	197	6167	560.6
Opponents	11	1723	2811	12	550	85	5181	471.0

TOTAL OFFENSE

Name	GP	Plays	Rush	Pass	Tot	Avg/G
Hooker,Hendon	11	380	486	2411	2897	263.4
Evans,Tiyon	7	81	525	0	525	75.0
Milton III,Joe	7	89	134	375	509	72.7
Small,Jabari	9	99	509	0	509	56.6
Wright,Jaylen	7	53	243	0	243	34.7
Whitehead,Len'Neth	8	32	207	0	207	25.9
Pierce,Marcus	6	32	130	0	130	21.7
Bailey,Harrison	1	11	8	16	24	24.0
Jones Jr.,Velus	11	1	15	0	15	1.4
Hyatt,Jalin	11	1	10	0	10	0.9
Moore,Gaston	1	2	0	6	6	6.0
Beckwith,Dee	2	1	2	0	2	1.0
Payton,JaVonta	11	1	-2	0	-2	-0.2
TEAM	11	4	-8	0	-8	-0.7
Total	11	788	2259	2808	5067	460.6
Opponents	11	855	1723	2811	4534	412.2

2021 STATISTICS

DEFENSIVE STATISTICS

No.	Player	GP-GS	ST	AT	TT	TFL	Sacks	Int	PBU	QBH	FR-Yds	FF	Blk	Saf
33	Banks, Jeremy	11-9	45	51	96	9.0-37	4.5-25	1-32	1	2
1	Flowers, Trevon	10-10	41	30	71	1.5-8	1.0-8	1-0	2	3
24	Beasley, Aaron	11-9	28	42	70	4.5-14	1.5-7	.	.	4	2-0	.	.	.
26	Jackson, Theo	10-10	36	33	69	8.5-24	1.5-5	.	10	2
2	Taylor, Alontae	11-11	36	18	54	1.0-2	.	2-85	5	.	.	1	.	.
22	McCollough, Jaylen	11-11	33	10	43	2.5-6	.	3-45	4	1	.	1	.	.
94	Butler, Matthew	11-10	19	22	41	8.5-29	5.0-25	.	.	5	.	1	.	.
38	Page III, Solon	11-3	13	24	37	2.5-7	.	1-31	1	1
6	Young, Byron	9-6	14	19	33	8.0-53	4.5-40	.	1	8
30	Harrison, Roman	11-1	17	14	31	2.5-12	1.0-11	.	.	4
4	Burrell, Warren	10-10	23	4	27	2.0-7	.	.	4
48	Blakely, Ja'Quain	11-9	9	16	25	5.0-15	1.5-6	.	3	4
9	Baron, Tyler	11-4	7	18	25	6.5-30	4.0-23	.	2	1
29	Turnage, Brandon	9-1	13	10	23	2.0-2
21	Thomas, Omari	11-5	10	8	18	3.0-14	1.0-5	.	3	2
95	Terry, Da'Jon	10-0	10	6	16	2.5-8	1.0-6
0	Slaughter, Doneiko	9-0	11	4	15	3.0-20	1.0-8	.	.	1
97	Tremblay, Caleb	11-2	4	11	15	3.5-6	0.5-1	.	.	2
13	Hadden, Kamal	6-1	11	4	15	2.0-7	.	.	1	.	.	1	.	.
99	Garland, Kurott	11-1	8	5	13	2.0-7	1.0-7
51	Simmons, Elijah	7-4	4	7	11	1.5-2	.	.	1	1
12	McDonald, Tamarion	10-0	8	1	9	1.0-1	.	1-4	1
18	Mohan, William	11-0	6	3	9
14	Charles, Christian	6-1	6	2	8	1.0-2	.	.	1	.	.	.	1	.
10	Mitchell, Juwan	3-1	1	7	8	.	.	.	1	1
98	Solomon, Aubrey	4-0	4	4	8	0.5-1
31	Humphrey, Nick	10-0	6	1	7
11	Bumphus, La'Trell	4-2	3	4	7	2
5	George Jr., Kenneth	8-0	4	1	5	1.0-1	1-0	.	.	.
28	Rucker, De'Shawn	10-0	4	.	4	1	.
15	Garland, Kwauze	11-0	1	1	2
23	Labruzzo, Cheyenne	11-0	2	.	2
20	Eason, Bryson	2-0	2	.	2	2.0-7	.	.	.	1
6	Holiday, Jimmy	9-0	2	.	2
36	Wright, William	2-0	.	1	1
47	Salansky, Matthew	11-0	.	1	1
25	Joseph, Morven	2-0	1	.	1	1.0-7	1.0-7
41	Willis, Aaron	7-0	.	1	1	0.5-1
59	Bailey, Dominic	2-0	.	1	1	.	.	.	1
88	Fant, Princeton	11-5	.	1	1
58	Green, Isaac	3-0	.	1	1	0.5-1	.	.	.	1
40	Slates, Donovan	2-0	.	1	1
20	Wright, Jaylen	7-0	.	1	1
68	Mays, Cade	10-10	1	.	1
8	Evans, Tiyon	7-2	1	.	1
58	Wright, Darnell	11-11	1	.	1
1	Jones Jr., Velus	11-7	1	.	1
52	Smith, Maurese	2-0	1
TM	TEAM	11-0	3
Total		11-0	446	388	834	89-331	30-184	9-197	42	47	3-0	4	2	3
Opponents		11-0	480	306	786	64.0-240	42-201	3-85	24	13	8-35	9	.	.

2021 STATISTICS

TEAM TOTALS

	Score	1st Downs	Rushing (No-Yds-TD)	Passing (C-A-I-Yds-TD)	Total Offense (Ply-Yds)	Punts No-Avg	Fumbles No-Lost	Penalties No-Yds	KO Ret. No-Yds-TD	Punt Ret. No-Yds-TD	Int. Ret. No-Yds-TD	3rd-Dn Convs.	Time of Poss.
TENNESSEE	38	31	64-331-4	12-24-0-144-1	88-475	3-49.0	2-2	5-45	3-71-0	3-12-0	0-0-0	7-15	26:07
Bowling Green	6	11	23-32-0	25-38-0-187-0	61-219	8-44.0	1-0	11-79	5-96-0	0-0-0	0-0-0	2-14	33:53
TENNESSEE	34	20	33-136-2	22-33-1-238-2	66-374	4-45.8	2-2	13-134	4-122-0	1-10-0	0-0-0	6-13	23:55
Pittsburgh	41	24	45-96-2	25-37-0-301-3	82-397	7-34.9	0-0	9-76	3-36-0	1-5-0	1-25-0	8-20	36:05
TENNESSEE	56	24	47-202-4	20-32-0-215-3	79-417	4-38.5	2-1	3-35	1-23-0	4-32-0	4-80-1	4-13	25:34
Tennessee Tech	0	10	28-35-0	17-36-4-144-0	64-179	8-38.6	0-0	10-107	2-30-0	1-(-1)-0	0-0-0	4-17	34:26
TENNESSEE	14	20	37-148-0	15-31-0-275-2	68-423	6-43.2	1-0	10-85	4-82-0	0-0-0	0-0-0	5-13	24:31
Florida	38	25	40-283-2	22-28-0-222-3	68-505	3-45.7	1-1	6-45	2-42-0	1-5-0	0-0-0	9-14	35:29
TENNESSEE	62	35	59-458-5	15-19-0-225-3	78-683	0-0	0-0	2-20	1-21-0	2-16-0	2-61-0	6-10	30:58
Missouri	24	21	30-74-2	27-44-2-322-0	74-396	4-44.0	0-0	9-97	4-141-1	0-0-0	0-0-0	7-16	29:02
TENNESSEE	45	24	49-247-3	17-23-0-225-3	72-472	5-44.0	0-0	2-30	1-18-0	2-33-0	1-0-0	12-17	26:05
South Carolina	20	22	41-153-2	21-34-1-217-1	75-370	5-45.6	2-1	5-35	3-81-0	0-0-0	0-0-0	7-16	33:55
TENNESSEE	26	29	50-222-2	18-29-0-245-1	79-467	6-43.5	2-1	6-48	4-86-0	2-40-0	1-0-0	9-17	25:51
Ole Miss	31	29	62-279-2	21-39-1-231-2	101-510	4-44.8	2-0	10-75	3-57-0	1-(-2)-0	0-0-0	11-21	34:09
TENNESSEE	24	10	27-65-0	19-28-1-282-3	55-347	7-44.3	0-0	12-98	0-0-0	2-18-0	0-0-0	2-13	19:34
Alabama	52	33	49-203-5	31-43-0-371-2	92-574	3-28.3	2-1	4-30	1-10-0	0-0-0	1-47-0	15-20	40:26
TENNESSEE	45	17	27-145-1	15-20-0-316-4	47-461	1-52.0	3-1	6-40	2-64-0	0-0-0	1-56-1	3-8	13:52
Kentucky	42	35	49-225-3	32-50-1-387-3	99-612	0-0-0	0-0	7-58	0-0-0	0-0-0	0-0-0	12-17	46:08
TENNESSEE	17	22	36-55-0	30-48-1-332-2	84-387	4-45.0	3-1	6-40	1-20-0	4-54-0	0-0-0	9-20	27:20
Georgia	41	26	41-274-4	17-29-0-213-1	70-487	5-50.8	0-0	5-55	2-35-0	1-5-0	1-13-0	5-12	32:40
TENNESSEE	60	28	43-250-5	24-29-0-311-2	72-561	2-32.0	0-0	6-45	3-134-1	3-47-0	0-0-0	8-11	23:00
South Alabama	14	13	37-69-0	19-32-0-216-2	69-285	6-39.7	1-0	4-30	1-22-0	0-0-0	0-0-0	1-16	37:00

TENNESSEE GIVEAWAY/TAKEAWAY

Game	Giveaway			Takeaway			Dif.
	Fum	Int	Tot	Fum	Int	Tot	
Bowling Green	2	0	2	0	0	0	-2
Pittsburgh	2	1	3	0	0	0	-3
Tennessee Tech	1	0	1	0	4	4	+3
at Florida	0	0	0	1	0	1	+1
at Missouri	0	0	0	0	2	2	+2
South Carolina	0	0	0	1	1	2	+2
Ole Miss	1	0	1	0	1	1	--
at Alabama	0	1	1	1	0	1	--
at Kentucky	0	1	1	0	1	1	--
Georgia	1	1	2	0	0	0	-2
South Alabama	0	0	0	0	0	0	--
TOTAL	8	3	11	3	9	12	+1

INTERCEPTIONS

Name	No.	Yds	Avg	TD	Long
Bowling Green	0	0	0.0	0	--
Pittsburgh	0	0	0.0	0	--
Tennessee Tech	4	80	20.0	1	31
at Florida	0	0	0.0	0	--
at Missouri	2	61	30.5	0	32
South Carolina	1	0	0.0	0	0
Ole Miss	1	0	0.0	0	0
at Alabama	0	0	0.0	0	--
at Kentucky	1	56	56.0	1	56
Georgia	0	0	0.0	0	--
South Alabama	0	0	0.0	0	--
TOTAL	9	197	21.9	2	56

FUMBLES

Name	No.-Lost
Hooker,Hendon	9-4
Milton III,Joe	2-2
Jones Jr,Velus	2-1
Pierce,Marcus	1-1
TEAM	1-0
TOTAL	15-8

VOLS ON OPENING OFFENSIVE DRIVES

Game	1st Half	2nd Half
Bowling Green	TOUCHDOWN	TOUCHDOWN
Pittsburgh	TOUCHDOWN	Fumble
Tennessee Tech	Punt	TOUCHDOWN
at Florida	Punt	Downs
at Missouri	TOUCHDOWN	FIELD GOAL
South Carolina	TOUCHDOWN	Punt
Ole Miss	Punt	TOUCHDOWN
at Alabama	Punt	Punt
at Kentucky	TOUCHDOWN	TOUCHDOWN
Georgia	TOUCHDOWN	Downs
South Alabama	TOUCHDOWN	TOUCHDOWN

VOLS ON OPENING DEFENSIVE SERIES

Game	1st Half	2nd Half
Bowling Green	Punt	Punt
Pittsburgh	Punt	Punt
Tennessee Tech	Punt	Interception
at Florida	TOUCHDOWN	TOUCHDOWN
at Missouri	Punt	Interception
South Carolina	Punt	Punt
Ole Miss	Punt	Missed FG
at Alabama	TOUCHDOWN	Punt
at Kentucky	TOUCHDOWN	TOUCHDOWN
Georgia	TOUCHDOWN	Punt
South Alabama	Punt	Punt

TENNESSEE UNIFORM COMBOS

Game	Jersey	Pants
Bowling Green	Orange	White
Pittsburgh	Orange	Orange
Tennessee Tech	Orange	White
at Florida	White	Orange
at Missouri	White	White
South Carolina	Black	Black
Ole Miss	Orange	Orange
at Alabama	White	White
at Kentucky	White	Orange
Georgia	Black	Black
South Alabama	Orange	White

TENNESSEE CAPTAINS

Game	Name(s)
Bowling Green	Paxton Brooks, Matthew Butler, Theo Jackson, Cade Mays
Pittsburgh	Ja'Quain Blakely, Paxton Brooks, Jerome Carvin, Alontae Taylor
Tennessee Tech	Matthew Butler, Jerome Carvin, Christian Charles, Theo Jackson
at Florida	Matthew Butler, Jerome Carvin, Theo Jackson, Alontae Taylor
at Missouri	Matthew Butler, Jerome Carvin, Theo Jackson, Cedric Tillman
South Carolina	Paxton Brooks, Jerome Carvin, Alontae Taylor, Jacob Warren
Ole Miss	Ja'Quain Blakely, Jerome Carvin, Cheyenne Labruzzo, Alontae Taylor
at Alabama	Paxton Brooks, Matthew Butler, Jerome Carvin, Theo Jackson
at Kentucky	Paxton Brooks, Matthew Butler, Theo Jackson
Georgia	Paxton Brooks, Matthew Butler, Theo Jackson, Cade Mays
South Alabama	Theo Jackson, Chase McGrath, Alontae Taylor

VOLS ON COIN FLIPS

Game	Pregame Flip	Outcome
Bowling Green	WON	Deferred
Pittsburgh	WON	Deferred
Tennessee Tech	LOST	Received
at Florida	LOST	Received
at Missouri	WON	Deferred
South Carolina	WON	Deferred
Ole Miss	WON	Deferred
at Alabama	LOST	Received
at Kentucky	LOST	Received
Georgia	LOST	Received
South Alabama	WON	Deferred

2021 STATISTICS

STARTING LINEUPS

Offense	TE	LT	LG	C	RG	RT	WR	WR	QB	TB	RB/FB/TE	WR
Bowling Green	J. Warren	D. Wright	J. Carvin	Co. Mays	J. Spraggins	Ca. Mays	J. Payton	J. Hyatt	J. Milton III	J. Small	--	C. Tillman
Pittsburgh	J. Warren	D. Wright	O. Lane	J. Carvin	J. Spraggins	Ca. Mays	J. Payton	--	J. Milton III	J. Small	P. Fant (TE)	C. Tillman
Tennessee Tech	J. Warren	D. Wright	K. Harris	J. Carvin	J. Spraggins	Ca. Mays	J. Payton	W. Merrill	H. Hooker	T. Evans	--	C. Tillman
at Florida	J. Warren	D. Wright	J. Carvin	Co. Mays	J. Spraggins	Ca. Mays	J. Payton	J. Calloway	H. Hooker	J. Small	--	C. Tillman
at Missouri	P. Fant	D. Wright	O. Lane	J. Carvin	J. Spraggins	Ca. Mays	J. Payton	V. Jones Jr.	H. Hooker	J. Small	--	C. Tillman
South Carolina	J. Warren	D. Wright	O. Lane	J. Carvin	J. Spraggins	Ca. Mays	J. Payton	V. Jones Jr.	H. Hooker	T. Evans	--	C. Tillman
Ole Miss	J. Warren	D. Wright	O. Lane	J. Carvin	J. Spraggins	Ca. Mays	J. Payton	V. Jones Jr.	H. Hooker	J. Small	--	C. Tillman
at Alabama	--	D. Wright	J. Carvin	Co. Mays	J. Spraggins	D. Davis	J. Payton	V. Jones Jr.	H. Hooker	J. Small	J. Robinson (TE)	C. Tillman
at Kentucky	P. Fant	D. Wright	J. Carvin	Co. Mays	J. Spraggins	Ca. Mays	J. Payton	V. Jones Jr.	H. Hooker	J. Small	--	C. Tillman
Georgia	P. Fant	D. Wright	J. Carvin	Co. Mays	J. Spraggins	Ca. Mays	J. Payton	V. Jones Jr.	H. Hooker	J. Small	--	C. Tillman
South Alabama	P. Fant	D. Wright	J. Carvin	Co. Mays	J. Spraggins	Ca. Mays	R. Keyton	V. Jones Jr.	H. Hooker	J. Small	--	C. Tillman

Defense	DE	DT	DT	DE	MLB	WLB	SLB	STAR	CB	S	S	CB
Bowling Green	J. Blakely	M. Butler	E. Simmons	T. Baron	J. Mitchell	J. Banks	--	T. Jackson	A. Taylor	T. Flowers	J. McCollough	W. Burrell
Pittsburgh	J. Blakely	M. Butler	E. Simmons	T. Baron	A. Beasley	S. Page III	--	T. Jackson	A. Taylor	T. Flowers	J. McCollough	W. Burrell
Tennessee Tech	J. Blakely	M. Butler	E. Simmons	T. Baron	A. Beasley	J. Banks	--	T. Jackson	A. Taylor	T. Flowers	J. McCollough	W. Burrell
at Florida	J. Blakely	M. Butler	E. Simmons	T. Baron	A. Beasley	J. Banks	--	T. Jackson	A. Taylor	T. Flowers	J. McCollough	W. Burrell
at Missouri	J. Blakely	M. Butler	O. Thomas	R. Harrison	J. Banks	S. Page III	--	T. Jackson	A. Taylor	C. Charles	J. McCollough	W. Burrell
South Carolina	J. Blakely	K. Garland	O. Thomas	B. Young	A. Beasley	J. Banks	--	B. Turnage	A. Taylor	T. Flowers	J. McCollough	W. Burrell
Ole Miss	J. Blakely	M. Butler	L. Bumphus	B. Young	A. Beasley	J. Banks	--	T. Jackson	A. Taylor	T. Flowers	J. McCollough	W. Burrell
at Alabama	J. Blakely	M. Butler	L. Bumphus	B. Young	A. Beasley	J. Banks	--	T. Jackson	A. Taylor	T. Flowers	J. McCollough	K. Hadden
at Kentucky	J. Blakely	M. Butler	O. Thomas	B. Young	A. Beasley	J. Banks	--	T. Jackson	A. Taylor	T. Flowers	J. McCollough	W. Burrell
Georgia	C. Tremblay	M. Butler	O. Thomas	B. Young	A. Beasley	J. Banks	--	T. Jackson	A. Taylor	T. Flowers	J. McCollough	W. Burrell
South Alabama	C. Tremblay	M. Butler	O. Thomas	B. Young	A. Beasley	S. Page III	--	T. Jackson	A. Taylor	T. Flowers	J. McCollough	W. Burrell

STARTING EXPERIENCE

OFFENSE	'18	'19	'20	'21	Tot	Strk
K'Rojhn Calbert, OL	.	5	.	.	5	.
Jimmy Calloway, WR	.	.	.	1	1	.
Jerome Carvin, OL	6	7	4	11	28	13
Dayne Davis, OL	.	.	.	1	1	.
Tiyon Evans, RB	.	.	.	2	2	.
Princeton Fant, TE	.	.	3	5	8	3
Kingston Harris, OL	.	.	.	1	1	.
Hendon Hooker, QB	.	8*	7*	9	24	9
Jalin Hyatt, WR	.	.	1	1	2	.
Velus Jones Jr., WR	4*	2*	6	7	19	7
Ramel Keyton, WR	.	.	3	1	4	1
Ollie Lane, OL	.	.	.	4	4	.
Cade Mays, OL	7*	11*	7	10	35	3
Cooper Mays, OL	.	.	2	6	8	4
Walker Merrill, WR	.	.	.	1	1	.
Joe Milton III, QB	.	.	5*	2	7	.
JaVonta Payton, WR	.	2*	3*	10	15	.
James Robinson, OL	.	.	.	1	1	.
Jabari Small, RB	.	.	.	9	9	5
Javontez Spraggins, OL	.	.	1	11	12	11
Cedric Tillman, WR	.	.	2	11	13	11
Jacob Warren, TE	.	.	5	6	11	.
Darnell Wright, OL	.	7	9	11	27	19

DEFENSE	'18	'19	'20	'21	Tot	Strk
Jeremy Banks, LB	.	.	.	9	9	.
Tyler Baron, DL/LB	.	.	.	4	4	.
Aaron Beasley, LB	.	.	.	9	9	6
Ja'Quain Blakely, DL	.	.	.	9	9	.
LaTrell Bumphus, DL	1	6	5	2	14	.
Warren Burrell, DB	.	4	4	10	18	3
Matthew Butler, DL	.	4	10	10	24	5
Christian Charles, DB	.	.	.	1	1	.
Trevon Flowers, DB	1	2	10	10	23	6
Kurott Garland, DL	.	4	2	1	7	.
Kenneth George Jr., DB	.	6	4	.	10	.
Kamal Hadden, DB	.	.	.	1	1	.
Roman Harrison, DL	.	.	.	1	1	.
Theo Jackson, DB	1	5	6	10	22	5
Jaylen McCollough, DB	.	6	8	11	25	12
Tamarion McDonald, DB	.	.	1	.	1	.
Juwan Mitchell, LB	.	5*	8*	1	14	.
Solon Page III, LB	.	.	.	3	3	1
Elijah Simmons, DL	.	.	2	4	6	.
Doneiko Slaughter, DB	.	.	1	.	1	.
Aubrey Solomon, DL	.	9	6	.	15	.
Alontae Taylor, DB	8	6	5	11	30	13
DaJon Terry, DL	.	.	2*	.	2	.
Omari Thomas, DL	.	.	.	5	5	3
Caleb Tremblay, DL	.	2*	2*	2	6	2
Brandon Turnage, DB	.	.	.	1	1	.
Byron Young, DL	.	.	.	6	6	6

* Starts were recorded while playing for another school

* Starts were recorded while playing for another school

2021 STATISTICS

BIG PLAYS (MORE THAN 20 YARDS)

20-YARD PLUS PLAYS
BY TENNESSEE (89)

OFFENSE (60)

Yards	Type	Player(s)	Opp.
*92	Rush	Tiyon Evans	Mizzou
*75	Pass	Payton from Hooker	UK
*75	Pass	Payton from Hooker	UF
*72	Pass	Jones Jr. from Hooker	UK
*70	Pass	Tillman from Hooker	Bama
*57	Pass	Payton from Hooker	Bama
54	Rush	Joe Milton III	Pitt
53	Pass	Tillman from Milton III	UGA
51	Pass	Tillman from Hooker	UGA
*47	Pass	Evans from Hooker	UF
45	Rush	Len'Neth Whitehead	USA
*45	Rush	Tiyon Evans	SC
*45	Pass	Jones from Hooker	TTU
*44	Pass	Calloway from Hooker	Pitt
43	Pass	Tillman from Hooker	USA
41	Pass	Jones Jr. from Hooker	USA
41	Pass	Hyatt from Hooker	UK
*40	Pass	Tillman from Milton	BGSU
39	Pass	Tillman from Hooker	Bama
*39	Pass	Payton from Hooker	SC
*37	Rush	Jabari Small	UK
37	Pass	Tillman from Hooker	UK
37	Pass	Jones Jr. from Milton	UF
*35	Pass	Payton from Hooker	Mizzou
*35	Pass	Jones Jr. from Hooker	Mizzou
34	Pass	Warren from Hooker	Pitt
33	Rush	Len'Neth Whitehead	Mizzou
32	Rush	Joe Milton III	Mizzou
31	Pass	Jones Jr. from Hooker	SC
30	Pass	Jones Jr. from Hooker	Ole Miss
30	Pass	Hyatt from Milton	BGSU
29	Pass	Tillman from Hooker	UGA
29	Pass	Jones Jr. from Hooker	Ole Miss
29	Pass	Tillman from Hooker	Mizzou
*29	Pass	Payton from Hooker	TTU
28	Rush	Jabari Small	USA
*27	Pass	Tillman from Hooker	USA
*27	Rush	Marcus Pierce Jr.	Mizzou
26	Rush	Jabari Small	Ole Miss
26	Pass	Tillman from Hooker	Ole Miss
25	Rush	Hendon Hooker	UK
*24	Pass	Fant from Hooker	USA
24	Pass	Jones Jr. from Hooker	SC
*24	Pass	Tillman from Hooker	Mizzou
23	Pass	Warren from Hooker	Ole Miss
23	Rush	Hendon Hooker	Pitt
22	Rush	Jabari Small	Ole Miss
22	Pass	Small from Hooker	UF
22	Pass	Calloway from Hooker	TTU
22	Rush	Hendon Hooker	TTU
21	Pass	Jones Jr. from Hooker	USA
21	Rush	Jaylen Wright	UK
21	Rush	Hendon Hooker	Ole Miss
*21	Pass	Jones Jr. from Hooker	SC
21	Rush	Hendon Hooker	SC
21	Rush	Jabari Small	Mizzou
21	Rush	Tiyon Evans	BGSU
20	Rush	Hendon Hooker	Ole Miss
20	Pass	Tillman from Hooker	SC
20	Pass	Tillman from Hooker	Pitt

* touchdown scored on play

DEFENSE (5)

Yards	Type	Player(s)	Opp.
*56	INT	Alontae Taylor	UK
32	INT	Jeremy Banks	Mizzou
*31	INT	Solon Page III	TTU
29	INT	Jaylen McCollough	Mizzou
29	INT	Alontae Taylor	TTU

* touchdown scored on play

SPECIAL TEAMS (24)

Yards	Type	Player(s)	Opp.
*96	KR	Velus Jones Jr.	USA
40	PR	Velus Jones Jr.	Ole Miss
39	KR	Velus Jones Jr.	Pitt
35	KR	Velus Jones Jr.	Pitt
33	PR	Velus Jones Jr.	USA
33	KR	Jimmy Holiday	UK
31	KR	Velus Jones Jr.	UK
28	KR	Velus Jones Jr.	Pitt
28	KR	Velus Jones Jr.	BGSU
27	KR	Jimmy Holiday	Ole Miss
25	PR	Velus Jones Jr.	TTU
24	PR	Velus Jones Jr.	UGA
24	KR	Velus Jones Jr.	BGSU

23	KR	Jimmy Holiday	USA
23	PR	Velus Jones Jr.	UGA
23	KR	Velus Jones Jr.	Ole Miss
23	KR	Velus Jones Jr.	TTU
22	KR	Velus Jones Jr.	UF
22	KR	Velus Jones Jr.	UF
21	KR	Velus Jones Jr.	Mizzou
20	KR	Velus Jones Jr.	UGA
20	KR	Velus Jones Jr.	Ole Miss
20	KR	Velus Jones Jr.	UF
20	KR	Velus Jones Jr.	Pitt

* touchdown scored on play

20-YARD PLUS PLAYS
BY OPPONENT (60)

OFFENSE (48)

Yards	Type	Player(s)	Team
*68	Pass	Tolbert from Trotter	USA
65	Pass	Williams from Young	Bama
56	Pass	Chism from Bazalak	Mizzou
50	Pass	Drummond from Corral	Ole Miss
49	Rush	Emory Jones	UF
*44	Pass	Mangrum from Kroeger	SC
40	Pass	Wayne from Pickett	Pitt
*39	Rush	James Cook	UGA
39	Pass	Cross from Martin	TTU
38	Pass	Dove from Bazalak	Mizzou
37	Pass	Tolbert from Trotter	USA
*33	Pass	Jackson from Corral	Ole Miss
33	Pass	Shorter from Jones	UF
32	Rush	Matt Corral	Ole Miss
32	Pass	Smith from Bazalak	Mizzou
31	Pass	Robinson from Levis	UK
31	Pass	Mack from Pickett	Pitt
31	Pass	Johnson from McDonald	BGSU
28	Pass	Wayne from Trotter	USA
28	Pass	Cummings from Levis	UK
28	Pass	Metchie from Young	Bama
27	Pass	Wayne from Trotter	USA
27	Pass	Robinson from Levis	UK
27	Pass	Latu from Young	Bama
27	Pass	Mack from Pickett	Pitt
26	Rush	Keith Gallmon Jr.	USA
26	Pass	Holden from Young	Bama
25	Pass	Robinson from Levis	UK
24	Rush	Brock Bowers	UGA
*24	Pass	Cummings from Levis	UK
24	Pass	Joyner from Doty	SC
24	Pass	Bell from Doty	SC
24	Rush	Emory Jones	UF
24	Rush	Nick Mosley	BGSU
24	Pass	Osborne from McDonald	BGSU
*23	Pass	Cook from Bennett	UGA
23	Rush	Matt Corral	Ole Miss
23	Rush	Luke Doty	SC
*23	Rush	Nay'Ouan Wright	UF
22	Pass	Mitchell from Bennett	UGA
22	Rush	Juju McDowell	SC
22	Pass	Mack from Pickett	Pitt
21	Pass	Burton from Bennett	UGA
21	Pass	Addison from Pickett	Pitt
20	Pass	Latu from Young	Bama
20	Rush	Matt Corral	Ole Miss
20	Pass	Henderson from Jones	UF
20	Pass	Mack from Pickett	Pitt

* touchdown scored on play

DEFENSE (3)

Yards	Type	Player(s)	Team
47	INT	Jalyn Armour-Davis	Bama
35	FR	Cameron Hudson	TTU
25	INT	Brandon Hill	Pitt

* touchdown scored on play

SPECIAL TEAMS (9)

Yards	Type	Player(s)	Team
*100	KR	Kris Abrams-Draine	Mizzou
39	KR	Juju McDowell	SC
27	KR	Davon Ferguson	BGSU
24	KR	Juju McDowell	SC
22	KR	Devin Rockette	USA
22	KR	Dannis Jackson	Ole Miss
22	KR	Malik Davis	UF
21	KR	Deshawn Jones Jr.	BGSU
20	KR	Malik Davis	UF

* touchdown scored on play

UT LONG PLAYS BY THE NUMBERS

Long Plays By Yards	No.	TD	Long Plays By Type	No.	TD
100+	0	0	Rushing	20	4
90-99	2	2	Passing	40	17
80-89	0	0	Punt returns	5	0
70-79	4	4	Kick returns	19	1
60-69	0	0	Interceptions	5	2
50-59	5	2	Fumble returns	0	0
40-49	10	5	Other	0	0
30-39	20	5	TOTAL	89	24
20-29	48	6			

20-YARDS-PLUS BY PLAYER

Player	No.	TD	R	P	KR	PR	IR	FR
Jones Jr., Velus	32	5	0	11	16	5	0	0
Tillman, Cedric	14	4	0	14	0	0	0	0
Payton, JaVonta	6	6	0	6	0	0	0	0
Small, Jabari	6	1	5	1	0	0	0	0
Hooker, Hendon	6	0	6	0	0	0	0	0
Evans, Tiyon	4	3	3	1	0	0	0	0
Holiday, Jimmy	3	0	0	0	3	0	0	0
Calloway, Jimmy	2	1	0	2	0	0	0	0
Taylor, Alontae	2	1	0	0	0	0	2	0
Whitehead, Len'Neth	2	0	2	0	0	0	0	0
Hyatt, Jalyn	2	0	0	2	0	0	0	0
Milton III, Joe	2	0	2	0	0	0	0	0
Warren, Jacob	2	0	0	2	0	0	0	0
Fant, Princetown	1	1	0	1	0	0	0	0
Page III, Solon	1	1	0	0	0	0	1	0
Pierce, Marcus	1	1	1	0	0	0	0	0
Wright, Jaylen	1	0	1	0	0	0	0	0
Banks, Jeremy	1	0	0	0	0	0	1	0
McCollough, Jaylen	1	0	0	0	0	0	1	0
TOTAL	89	24	20	40	19	5	5	0

20-YARDS-PLUS BY GAME

Player	No.	TD	R	P	KR	PR	IR	FR
Bowling Green	5	1	1	2	2	0	0	0
Pittsburgh	9	1	2	3	4	0	0	0
Tennessee Tech	8	3	1	3	1	1	2	0
at Florida	7	2	0	4	3	0	0	0
at Mizzou	12	5	5	4	1	0	2	0
South Carolina	7	3	2	5	0	0	0	0
Ole Miss	12	0	4	4	3	1	0	0
at Alabama	3	2	0	3	0	0	0	0
at Kentucky	10	4	3	4	2	0	1	0
Georgia	6	0	0	3	1	2	0	0
South Alabama	10	3	2	5	2	1	0	0
TOTAL	89	24	20	40	19	5	5	0

20-YARDS-PLUS OPPONENT BY GAME

Player	No.	TD	R	P	KR	PR	IR	FR
Bowling Green	5	0	0	5	0	0	0	0
Pittsburgh	7	0	0	6	0	0	1	0
Tennessee Tech	2	0	0	1	0	0	0	1
at Florida	7	1	3	2	2	0	0	0
at Missouri	4	1	0	3	1	0	0	0
South Carolina	7	1	2	3	2	0	0	0
Ole Miss	6	1	3	2	1	0	0	0
at Alabama	6	0	0	5	0	0	1	0
at Kentucky	5	1	0	5	0	0	0	0
Georgia	5	2	2	3	0	0	0	0
South Alabama	6	1	1	4	1	0	0	0
TOTAL	60	8	11	39	7	0	2	1

TENNESSEE'S LONGEST PLAYS OF THE YEAR

Rushing	92	Tiyon Evans at Missouri (10/2/2021)
Rushing TD	92	Tiyon Evans at Missouri (10/2/2021)
Passing	75 (2x)	JaVonta Payton from H. Hooker at Kentucky (11/6/2021) JaVonta Payton from H. Hooker at Florida (9/25/2021)
Passing TD	75 (2x)	JaVonta Payton from H. Hooker at Kentucky (11/6/2021) JaVonta Payton from H. Hooker at Florida (9/25/2021)
Punt Return	40	Velus Jones Jr. vs. Ole Miss (10/16/2021)
Kick Return	96	Velus Jones Jr. vs. South Alabama (11/20/2021)
INT Return	56	Alontae Taylor at Kentucky (11/6/21)
Fumble Return	--	--
Field Goal	48	Chase McGrath vs. Pitt (9/11/2021)
Punt	64	Paxton Brooks vs. Bowling Green (9/2/2021)

2021 STATISTICS

TENNESSEE MISCELLANEOUS INDIVIDUAL STATS

GAMES WITH A RECEPTION

Player	'17	'18	'19	'20	'21	Streak	Career
Jimmy Calloway	2	3	...	5
Anderson Coby	1	...	1
Tiyon Evans	2	...	2
Princeton Fant	2	7	7	2	16
Grant Frerking	2	1	2
Jimmy Holiday	1	...	1
Jalin Hyatt	8	7	6	15
Velus Jones Jr.	6*	10*	4*	7	10	10	37
Ramel Keyton	3	6	3	2	12
Walker Merrill	2	...	2
JaVonta Payton	7*	6*	9	...	22
Hunter Salmon	1	1	1
Jabari Small	2	5	...	7
Cedric Tillman	...	1	3	2	10	8	16
Jacob Warren	1	4	8	1	13
Len'Neth Whitehead	1	...	1
Jaylen Wright	2	...	2

FIRST DOWN RECEPTIONS

Player	'17	'18	'19	'20	'21	Career
Jimmy Calloway	3	3
Tiyon Evans	2	2
Princeton Fant	1	6	7	14
Grant Frerking	1	1
Jalin Hyatt	10	9	19
Velus Jones Jr.	1*	10*	1*	11	28	51
Ramel Keyton	3	6	4	13
Walker Merrill	4	4
JaVonta Payton	6*	12*	10	28
Jabari Small	1	2	3
Cedric Tillman	3	2	27	32
Jacob Warren	3	8	11
Len'Neth Whitehead	1	1
Jaylen Wright	1	1

25+ YARD RECEPTIONS

Player	'17	'18	'19	'20	'21	Career
Jimmy Calloway	1	1
Tiyon Evans	1	1
Jalin Hyatt	6	2	8
Velus Jones Jr.	...	3*	...	2	8	13
Ramel Keyton	2	0	0	2
JaVonta Payton	3*	3*	6	12
Cedric Tillman	1	1	11	13
Jacob Warren	1	1	2

GAMES WITH A RECEIVING TOUCHDOWN

Player	'17	'18	'19	'20	'21	Streak	Career
Jimmy Calloway	1	...	1
Tiyon Evans	1	...	1
Princeton Fant	1	1	1	2
Jalin Hyatt	2	1	...	3
Velus Jones Jr.	...	1*	...	2	6	...	9
JaVonta Payton	1*	6	...	7
Cedric Tillman	1	1	7	5	9
Jacob Warren	1	3	...	4

GAMES WITH A RUSHING TOUCHDOWN

Player	'17	'18	'19	'20	'21	Streak	Career
Harrison Bailey	1	...	1
Jeremy Banks	...	2	2
Hendon Hooker	...	1*	4*	5*	5	1	15
Marcus Pierce Jr.	1	...	1
Jabari Small	5	1	5
Len'Neth Whitehead	2	1	2
Joe Milton III	1*	2*	1	...	4
Jaylen Wright	3	1	3

10+ YARD RUSHES

Player	'17	'18	'19	'20	'21	Career
Jeremy Banks	...	4	4
Harrison Bailey	2	...	2
Dee Beckwith	2	...	2
Tiyon Evans	15	15
Hendon Hooker	...	1*	16*	26*	23	66
Jalin Hyatt	1	1
Velus Jones Jr.	1*	1	2
Joe Milton III	...	2*	...	4*	6	12
JaVonta Payton	1*	1
Marcus Pierce Jr.	3	3
Jabari Small	4	15	19
Len'Neth Whitehead	10	10
Jaylen Wright	8	8

20+ YARD RUSHES

Player	'17	'18	'19	'20	'21	Career
Tiyon Evans	3	3
Joe Milton III	...	1*	...	1*	2	4
Hendon Hooker	...	1*	1*	6*	6	14
Marcus Pierce Jr.	1	1
Jabari Small	5	5
Len'Neth Whitehead	2	2
Jaylen Wright	1	1

GAMES WITH A PASSING TOUCHDOWN

Player	'17	'18	'19	'20	'21	Streak	Career
Harrison Bailey	3	3
Hendon Hooker	7*	5*	10	10	22
Joe Milton III	1*	2*	2	...	5

GAMES WITH MULTIPLE PASSING TOUCHDOWNS

Player	'17	'18	'19	'20	'21	Streak	Career
Harrison Bailey	1	1
Hendon Hooker	4*	3*	8	1	15
Joe Milton III	1*	1

GAMES WITH A TACKLE

Player	'17	'18	'19	'20	'21	Streak	Career
Jeremy Banks	...	2	3	7	11	11	23
Tyler Baron	9	10	6	19
Dominic Bailey	1	...	1
Aaron Beasley	2	3	11	11	16
Ja'Quain Blakely	1	...	6	5	9	1	21
La'Trell Bumphus	10	4	3	...	17
Warren Burrell	7	6	10	3	23
Matthew Butler	3	6	12	9	10	8	40
Christian Charles	3	...	3
Bryson Eason	2	1	...	3
Trevon Flowers	...	4	6	10	10	6	30
Kurott Garland	11	9	6	2	26
Kwauze Garland	2	...	2
Kenneth George Jr.	...	3	7	6	2	...	18
Isaac Green	1	1	1
Kamal Hadden	5	5	5
Roman Harrison	5	5	10	2	20
Nick Humphrey	6	1	6
Theo Jackson	6	9	12	7	10	5	44
Cheyenne Labruzzo	...	1	1	1	2	...	5
Jaylen McCollough	9	9	11	27	29
Tamarion McDonald	7	4	...	11
Juwan Mitchell	10*	9*	2	...	21
William Mohan	1*	4	...	5
Solon Page III	3	1	11	11	15
De'Shawn Rucker	4	...	4
Matthew Salansky	2	1	...	3
Elijah Simmons	6	4	...	10
Donovan Slates	1	1	1
Doneiko Slaughter	3	7	4	10
Aubrey Solomon	9	2	11	8	2	...	32
Alontae Taylor	...	12	11	8	11	23	42
Da'Jon Terry	2*	7*	9	6	18
Omari Thomas	7	9	3	16
Caleb Tremblay	...	2*	8*	2*	9	3	21
Brandon Turnage	4	1	4
Aaron Willis	1	1	1
William Wright	1	...	1
Byron Young	8	...	8

GAMES AS LEADING TACKLER (UT ONLY)

Player	'17	'18	'19	'20	'21	Streak	Career
Jeremy Banks	5	5	5
Aaron Beasley	2	...	2
Warren Burrell	1	1
Matthew Butler	1	1
Trevon Flowers	2	1	...	3
Kenneth George Jr.	1	1
Theo Jackson	1	1	2	...	4
Aubrey Solomon	1	...	1
Alontae Taylor	...	1	1
Brandon Turnage	1	...	1
Byron Young	1	...	1

DOUBLE-DIGIT TACKLE GAMES

Player	'17	'18	'19	'20	'21	Streak	Career
Jeremy Banks	4	...	4
Aaron Beasley	2	...	2
Matthew Butler	1	1
Trevon Flowers	2	1	...	3
Theo Jackson	1	3	...	4
Jaylen McCollough	1	1
Juwan Mitchell	3*	3
Alontae Taylor	1	...	1
Brandon Turnage	1	...	1

2021 STATISTICS

TENNESSEE MISCELLANEOUS TEAM STATS

3RD-DOWN CONVERSIONS

Date	Opponent	Score	Overall	1st Qtr	2nd Qtr	3rd Qtr	4th Qtr	OT
Sep 2	Bowling Green	W, 38-6	7-15 46.7%	4-5 80.0%	0-2 0.0%	2-4 50.0%	1-4 25.0%	
Sep 11	Pittsburgh	L, 34-41	6-13 46.2%	2-4 50.0%	1-3 33.3%	2-4 50.0%	1-2 50.0%	
Sep 18	Tennessee Tech	W, 56-0	4-13 30.8%	0-3 0.0%	0-3 0.0%	3-3 100.0%	1-4 25.0%	
Sep 25	at Florida	L, 14-38	5-13 38.5%	1-3 33.3%	0-2 0.0%	1-3 33.3%	3-5 60.0%	
Oct 2	at Missouri	W, 62-24	6-10 60.0%	0-0 0.0%	1-3 33.3%	2-3 66.7%	3-4 75.0%	
Oct 9	South Carolina	W, 45-20	12-17 70.6%	5-5 100.0%	3-4 75.0%	1-4 25.0%	3-4 75.0%	
Oct 16	Ole Miss	L, 26-31	9-17 52.9%	0-2 0.0%	2-5 40.0%	3-4 75.0%	4-6 66.7%	
Oct 23	at Alabama	L, 24-52	2-13 15.4%	2-4 50.0%	0-3 0.0%	0-3 0.0%	0-3 0.0%	
Nov 6	at Kentucky	W, 45-42	3-8 37.5%	1-1 100.0%	0-2 0.0%	0-1 0.0%	2-4 50.0%	
Nov 13	Georgia	L, 17-41	9-20 45.0%	4-6 66.7%	1-4 25.0%	1-4 25.0%	3-6 50.0%	
Nov 20	South Alabama	W, 60-14	8-11 72.7%	3-3 100.0%	1-1 100.0%	2-2 100.0%	2-5 40.0%	
	Tennessee		71-150 47.3%	22-36 61.1%	9-32 28.1%	17-35 48.6%	23-47 48.9%	0-0 0.0%
	Opponents		81-182 44.5%	20-46 43.5%	27-54 50.0%	18-42 42.9%	16-40 40.0%	0-0 0.0%

4TH-DOWN CONVERSIONS

Date	Opponent	Score	Overall	1st Qtr	2nd Qtr	3rd Qtr	4th Qtr	OT
Sep 2	Bowling Green	W, 38-6	1-3 33.3%	0-0 0.0%	0-1 0.0%	0-1 0.0%	1-1 100.0%	
Sep 11	Pittsburgh	L, 34-41	0-1 0.0%	0-0 0.0%	0-0 0.0%	0-0 0.0%	0-1 0.0%	
Sep 18	Tennessee Tech	W, 56-0	4-5 80.0%	1-2 50.0%	2-2 100.0%	0-0 0.0%	1-1 100.0%	
Sep 25	at Florida	L, 14-38	1-2 50.0%	0-0 0.0%	0-0 0.0%	1-2 50.0%	0-0 0.0%	
Oct 2	at Missouri	W, 62-24	1-2 50.0%	0-0 0.0%	1-1 100.0%	0-0 0.0%	0-1 0.0%	
Oct 9	South Carolina	W, 45-20	0-0 0.0%	0-0 0.0%	0-0 0.0%	0-0 0.0%	0-0 0.0%	
Oct 16	Ole Miss	L, 26-31	0-1 0.0%	0-0 0.0%	0-0 0.0%	0-0 0.0%	0-1 0.0%	
Oct 23	at Alabama	L, 24-52	0-1 0.0%	0-0 0.0%	0-0 0.0%	0-0 0.0%	0-1 0.0%	
Nov 6	at Kentucky	W, 45-42	0-1 0.0%	0-0 0.0%	0-0 0.0%	0-1 0.0%	0-0 0.0%	
Nov 13	Georgia	L, 17-41	3-5 60.0%	0-0 0.0%	0-0 0.0%	1-3 33.3%	2-2 100.0%	
Nov 20	South Alabama	W, 60-14	0-1 0.0%	0-0 0.0%	0-0 0.0%	0-0 0.0%	0-1 0.0%	
	Tennessee		10-22 45.5%	1-2 50.0%	3-4 75.0%	2-7 28.6%	4-9 44.4%	0-0 0.0%
	Opponents		14-27 51.9%	3-4 75.0%	3-5 60.0%	4-6 66.7%	4-12 33.3%	0-0 0.0%

TIME OF POSSESSION

Date	Opponent	Score	Overall	1st Qtr	2nd Qtr	3rd Qtr	4th Qtr	
Sep 2	Bowling Green	W, 38-6	26:07	8:57	2:38	6:43	7:49	
Sep 11	Pittsburgh	L, 34-41	23:55	5:17	6:36	6:21	5:41	
Sep 18	Tennessee Tech	W, 56-0	25:34	5:41	8:16	5:56	5:41	
Sep 25	at Florida	L, 14-38	24:31	4:29	5:55	8:16	5:51	
Oct 2	at Missouri	W, 62-24	30:58	3:24	8:27	10:24	8:43	
Oct 9	South Carolina	W, 45-20	26:05	6:55	4:59	6:11	8:00	
Oct 16	Ole Miss	L, 26-31	25:51	3:00	7:20	6:31	9:00	
Oct 23	at Alabama	L, 24-52	19:34	5:39	3:48	4:42	5:25	
Nov 6	at Kentucky	W, 45-42	13:52	0:37	5:17	1:51	6:07	
Nov 13	Georgia	L, 17-41	27:20	8:43	5:05	6:34		6:58
Nov 20	South Alabama	W, 60-14	23:00	3:57	4:05	4:51		10:07
	Tennessee	Total	266:47	56:39	62:26	68:20	79:22	0:00
		Avg.	24:15	5:09	5:40	6:12	7:12	0:00
	Opponents	Total	393:13	108:21	102:34	96:40	85:38	0:00
		Avg.	35:44	9:51	9:19	8:47	7:47	0:00

RED ZONE STATS

TENNESSEE INSIDE OPPONENT RED-ZONE

Date	Opponent	Score	Times In RZ	Times Scored	Total Pts	TDs	Rush TDs	Pass TDs	FGs Made	FGA	---- Failed to score inside RZ ----	Downs	Int	Fumb	Half	Game
Sep 2	Bowling Green	W, 38-6	5	5	31	4	4	0	1	0	0	0	0	0	0	0
Sep 11	Pittsburgh	L, 34-41	6	5	27	3	2	1	2	0	1	0	0	0	0	0
Sep 18	Tenn. Tech	W, 56-0	5	5	35	5	4	1	0	0	0	0	0	0	0	0
Sep 25	at Florida	L, 14-38	1	0	0	0	0	0	0	0	0	0	0	0	1	0
Oct 2	at Missouri	W, 62-24	7	6	34	4	3	1	2	0	1	0	0	0	0	0
Oct 9	South Carolina	W, 45-20	4	4	24	3	2	1	1	0	0	0	0	0	0	0
Oct 16	Ole Miss	L, 26-31	3	3	21	3	2	1	0	0	0	0	0	0	0	0
Oct 23	at Alabama	L, 24-52	2	2	10	1	0	1	1	0	0	0	0	0	0	0
Nov 6	at Kentucky	W, 45-42	3	2	14	2	0	2	0	1	0	0	0	0	0	0
Nov 13	Georgia	L, 17-41	5	3	17	2	0	2	1	0	1	0	1	0	0	0
Nov 20	South Alabama	W, 60-14	5	5	35	5	5	0	0	0	0	0	0	0	0	0
	Totals		46	40	248	32	22	10	8	1	3	0	1	1	1	0
			40 of 46 (87.0%)													

OPPONENT INSIDE TENNESSEE RED-ZONE

Date	Opponent	Score	Times In RZ	Times Scored	Total Pts	TDs	Rush TDs	Pass TDs	FGs Made	FGA	---- Failed to score inside RZ ----	Downs	Int	Fumb	Half	Game
Sep 2	Bowling Green	W, 38-6	1	1	3	0	0	0	1	0	0	0	0	0	0	0
Sep 11	Pittsburgh	L, 34-41	7	7	41	5	2	3	2	0	0	0	0	0	0	0
Sep 18	Tenn. Tech	W, 56-0	0	0	0	0	0	0	0	0	0	0	0	0	0	0
Sep 25	at Florida	L, 14-38	5	5	31	4	1	3	1	0	0	0	0	0	0	0
Oct 2	at Missouri	W, 62-24	2	2	14	2	2	0	0	0	0	0	0	0	0	0
Oct 9	South Carolina	W, 45-20	3	2	13	2	2	0	0	0	0	1	0	0	0	0
Oct 16	Ole Miss	L, 26-31	4	4	24	3	2	1	1	0	0	0	0	0	0	0
Oct 23	at Alabama	L, 24-52	7	7	49	7	5	2	0	0	0	0	0	0	0	0
Nov 6	at Kentucky	W, 45-42	5	5	35	5	3	2	0	0	0	0	0	0	0	0
Nov 13	Georgia	L, 17-41	4	4	24	3	3	0	1	0	0	0	0	0	0	0
Nov 20	South Alabama	W, 60-14	3	1	7	1	0	1	0	0	2	0	0	0	0	0
	Totals		41	38	241	32	20	12	6	0	2	1	0	0	0	0
			38 of 41 (92.7%)													

2021 STATISTICS

OFFENSIVE GAME-BY-GAME

PASSING

#5 HENDON HOOKER	Att	Comp	Int	Pct	Yards	TD	Long	Sack	Yds	Effic
Bowling Green	1	1	0	100.0	5	0	5	0	0	142.0
Pittsburgh	21	15	1	71.4	188	2	44	3	20	168.5
Tennessee Tech	25	17	0	68.0	199	3	45	0	0	174.5
Florida	23	13	0	56.5	221	2	75	4	12	165.9
Missouri	19	15	0	78.9	225	3	35	1	2	230.5
South Carolina	23	17	0	73.9	225	3	39	6	25	199.1
Ole Miss	26	17	0	65.4	233	1	30	5	28	153.4
Alabama	28	19	1	67.9	282	3	70	3	10	180.7
Kentucky	20	15	0	75.0	316	4	75	5	21	273.7
Georgia	37	24	1	64.9	244	1	51	5	28	123.8
South Alabama	20	17	0	85.0	273	2	43	2	5	232.7
TOTALS	243	170	3	70.0	2411	24	75	34	151	183.4

#7 JOE MILTON III	Att	Comp	Int	Pct	Yards	TD	Long	Sack	Yds	Effic
Bowling Green	23	11	0	47.8	139	1	40	3	12	112.9
Pittsburgh	12	7	0	58.3	50	0	10	2	14	93.3
Florida	8	2	0	25.0	54	0	37	0	0	81.7
Ole Miss	2	1	0	50.0	12	0	12	0	0	100.4
Georgia	10	6	0	60.0	88	1	53	1	13	166.9
South Alabama	7	5	0	71.4	32	0	11	1	9	109.8
TOTALS	62	32	0	51.6	375	2	53	7	48	113.1

#13 GASTON MOORE	Att	Comp	Int	Pct	Yards	TD	Long	Sack	Yds	Effic
South Alabama	2	2	0	100.0	6	0	3	0	0	125.2
TOTALS	2	2	0	100.0	6	0	3	0	0	125.2

#15 HARRISON BAILEY	Att	Comp	Int	Pct	Yards	TD	Long	Sack	Yds	Effic
Tennessee Tech	7	3	0	42.9	16	0	6	1	2	62.1
TOTALS	7	3	0	42.9	16	0	6	1	2	62.1

#88 PRINCETON FANT	Att	Comp	Int	Pct	Yards	TD	Long	Sack	Yds	Effic
Georgia	1	0	0	0.0	0	0	0	0	0	0.0
TOTALS	1	0	0	0.0	0	0	0	0	0	0.0

RUSHING

Player	No-Yds/TD	BGSU	PITT	TTU	UF	MIZ	SC	OM	ALA	UK	UGA	USA	VU
Evans,Tiyon	81-525/6	16-120/1	DNP	15-41/1	11-50/0	15-156/3	16-119/1	DNP	7-30/0	1-9/0	DNP	DNP	
Small,Jabari	99-509/6	22-117/1	8-18/1	DNP	11-59/0	3-38/0	DNP	21-92/1	7-8/0	4-55/1	12-49/0	11-73/2	
Hooker,Hendon	137-486/5	-	9-49/0	9-64/1	13-23/0	15-80/1	20-66/1	23-108/1	13-27/0	11-41/0	17-7/0	7-21/1	
Wright,Jaylen	53-243/3	4-14/0	11-15/1	9-43/1	DNP	4-24/0	DNP	DNP	DNP	7-50/0	5-14/0	13-83/1	
Whitehead,Len'Neth	32-207/2	-	-	5-23/0	-	9-76/0	10-41/1	2-7/0	DNP	DNP	DNP	6-60/1	
Milton III,Joe	27-134/2	14-44/2	5-54/0	DNP	1-6/0	2-39/0	DNP	1-13/0	DNP	DNP	2--15/0	2--7/0	
Pierce,Marcus	32-130/1	8-36/0	DNP	5-23/0	DNP	11-45/1	2-6/0	3-2/0	DNP	DNP	DNP	3-18/0	
Jones Jr.,Velus	1-15/0	-	-	-	-	-	1-15/0	-	-	-	-	-	
Hyatt,Jalin	1-10/0	-	-	-	1-10/0	-	-	-	-	-	-	-	
Bailey,Harrison	4-8/1	DNP	DNP	4-8/1	DNP	DNP	DNP	DNP	DNP	DNP	DNP	DNP	
Beckwith,Dee	1-2/0	DNP	DNP	DNP	DNP	DNP	DNP	DNP	DNP	-	DNP	1-2/0	
Payton,JaVonta	1--2/0	-	-	-	-	-	-	-	-	1--2/0	-	-	
TEAM	3--8/0	-	-	-	-	-	-	-	-	3--8/0	-	-	

RECEIVING

Player	No-Yds/TD	BGSU	PITT	TTU	UF	MIZ	SC	OM	ALA	UK	UGA	USA	VU
Tillman,Cedric	51-825/7	2-48/1	1-20/0	-	3-10/0	4-73/1	6-59/0	7-84/1	7-152/1	6-79/1	10-200/1	5-100/1	
Jones Jr.,Velus	50-700/6	-	3-31/0	3-65/1	3-64/0	7-79/1	6-103/1	6-93/0	3-18/1	5-100/1	8-44/1	6-103/0	
Payton,JaVonta	15-373/6	2-14/0	-	3-46/1	2-82/1	1-35/1	1-39/1	1-12/0	2-59/1	2-78/1	1-8/0	-	
Hyatt,Jalin	18-191/1	4-62/0	-	-	-	-	3-21/1	1-18/0	3-14/0	1-41/0	5-24/0	1-11/0	
Warren,Jacob	18-179/3	1-4/0	5-55/1	3-10/1	2-23/0	1-13/0	-	1-23/0	-	1-18/1	-	4-33/0	
Fant,Princeton	12-126/1	1-6/0	4-47/0	1-7/0	-	1-15/0	1-3/0	-	-	-	1-8/0	3-40/1	
Calloway,Jimmy	5-84/1	DNP	3-59/1	1-22/0	1-3/0	DNP	DNP	DNP	DNP	DNP	DNP	DNP	
Small,Jabari	8-75/0	1-5/0	1-6/0	DNP	1-22/0	-	DNP	1-3/0	4-39/0	-	-	-	
Evans,Tiyon	4-74/1	-	DNP	1-3/0	3-71/1	-	-	DNP	-	-	DNP	DNP	
Keyton,Ramel	7-72/0	DNP	-	1-10/0	-	-	-	-	DNP	-	5-48/0	1-14/0	
Merrill,Walker	5-52/0	-	-	4-40/0	-	-	-	1-12/0	DNP	DNP	-	DNP	
Wright,Jaylen	6-22/0	-	5-20/0	1-2/0	DNP	-	DNP	DNP	DNP	-	-	-	
Whitehead,Len'Neth	1-10/0	-	-	-	-	1-10/0	-	-	DNP	DNP	DNP	-	
Frerking,Grant	2-8/0	1-5/0	DNP	-	DNP	-	-	DNP	DNP	DNP	DNP	1-3/0	
Salmon,Hunter	3-7/0	DNP	DNP	-	DNP	DNP	-	DNP	DNP	-	DNP	3-7/0	
Holiday,Jimmy	1-5/0	-	-	1-5/0	-	DNP	DNP	-	-	-	-	-	
Coby,Andison	1-5/0	-	DNP	1-5/0	DNP	DNP	-	DNP	DNP	DNP	DNP	-	

2021 STATISTICS

DEFENSIVE GAME-BY-GAME

TOTAL TACKLES

Player	UA-A	TOT	BGSU	PITT	TTU	UF	MIZ	SC	OM	ALA	UK	UGA	USA	VU
Banks, Jeremy	45-51	96	3-0	5-3	0-2	2-6	4-0	4-4	9-6	6-6	6-8	5-10	1-6	
Flowers, Trevon	41-30	71	2-1	3-4	1-1	6-9	DNP	6-3	5-4	3-3	6-3	7-2	2-0	
Beasley, Aaron	28-42	70	1-2	1-2	0-2	1-5	6-2	4-5	5-6	4-3	6-8	0-3	0-4	
Jackson, Theo	36-33	69	6-5	7-4	1-2	0-7	4-1	DNP	5-4	3-0	6-5	1-2	3-3	
Taylor, Alontae	36-18	54	4-2	2-1	2-0	5-1	3-0	0-2	4-4	5-1	2-2	6-4	3-1	
McCollough, Jaylen	33-10	43	3-1	2-3	2-0	5-1	3-1	2-1	3-1	3-0	6-0	1-1	3-1	
Butler, Matthew	19-22	41	0-1	3-4	-	0-3	2-0	1-1	2-0	4-5	3-3	2-1	2-4	
Page III, Solon	13-24	37	0-3	3-3	0-3	1-2	3-0	1-5	3-0	0-2	0-3	1-0	1-3	
Young, Byron	14-19	33	DNP	DNP	1-5	0-3	1-1	0-3	5-2	2-4	3-1	2-0	-	
Harrison, Roman	17-14	31	0-4	1-0	0-1	3-1	2-0	1-2	2-0	1-2	-	3-2	4-2	
Burrell, Warren	23-4	27	2-0	1-1	1-0	0-1	3-0	4-0	1-1	DNP	4-1	3-0	4-0	
Blakely, Ja'Quain	9-16	25	0-1	2-0	0-3	1-4	-	1-5	1-2	1-1	2-0	-	1-0	
Baron, Tyler	7-18	25	1-1	2-2	0-3	2-1	-	1-0	0-2	0-3	1-3	0-1	0-2	
Turnage, Brandon	13-10	23	-	DNP	2-0	DNP	1-0	7-7	-	3-2	-	-	0-1	
Thomas, Omari	10-8	18	-	0-1	2-0	0-1	1-0	1-0	3-1	-	1-0	1-3	1-2	
Terry, Da'Jon	10-6	16	2-0	1-0	DNP	0-1	-	1-0	1-0	2-1	0-2	1-0	2-2	
Tremblay, Caleb	4-11	15	0-2	1-0	0-1	0-2	0-1	-	2-1	-	0-2	1-0	0-2	
Hadden, Kamal	11-4	15	DNP	DNP	-	DNP	DNP	DNP	1-1	6-2	2-0	0-1	2-0	
Slaughter, Doneiko	11-4	15	-	1-2	2-0	-	2-1	DNP	DNP	3-0	2-0	1-0	0-1	
Garland, Kurott	8-5	13	1-0	1-0	2-1	-	-	-	-	2-2	-	1-0	1-2	
Simmons, Elijah	4-7	11	-	1-2	-	0-2	1-0	DNP	DNP	DNP	2-3	-	DNP	
Mohan, William	6-3	9	3-1	0-1	3-0	0-1	-	-	-	-	-	-	-	
McDonald, Tamarion	8-1	9	1-0	1-1	1-0	-	5-0	DNP	-	-	-	-	-	
Mitchell, Juwan	1-7	8	-	1-6	DNP	0-1	DNP	DNP	DNP	DNP	DNP	DNP	DNP	
Charles, Christian	6-2	8	2-0	-	3-1	1-1	-	DNP	DNP	DNP	DNP	DNP	-	
Solomon, Aubrey	4-4	8	DNP	DNP	3-3	-	-	DNP	DNP	1-1	DNP	DNP	DNP	
Bumphus, La'Trell	3-4	7	-	DNP	DNP	1-1	DNP	DNP	1-1	1-2	DNP	DNP	DNP	
Humphrey, Nick	6-1	7	DNP	-	1-0	-	2-0	1-0	1-0	1-0	-	-	0-1	
George Jr., Kenneth	4-1	5	-	-	-	-	4-1	-	DNP	-	-	DNP	DNP	
Rucker, De'Shawn	4-0	4	-	1-0	1-0	-	1-0	-	1-0	-	DNP	-	-	
Garland, Kwauze	1-1	2	-	-	0-1	-	-	-	-	1-0	-	-	-	
Labruzzo, Cheyenne	2-0	2	-	-	-	1-0	-	1-0	-	-	-	-	-	
Eason, Bryson	2-0	2	2-0	-	DNP	DNP	DNP	DNP	DNP	DNP	DNP	DNP	DNP	
Holiday, Jimmy	2-0	2	-	1-0	-	-	DNP	DNP	-	-	-	-	1-0	
Joseph, Morven	1-0	1	-	DNP	1-0	DNP	DNP	DNP	DNP	DNP	DNP	DNP	DNP	
Evans, Tiyon	1-0	1	-	DNP	-	-	-	-	DNP	1-0	-	DNP	DNP	
Wright, Jaylen	0-1	1	-	-	0-1	DNP	-	DNP	DNP	DNP	-	-	-	
Wright, William	0-1	1	-	DNP	0-1	DNP	DNP	DNP	DNP	DNP	DNP	DNP	DNP	
Mays, Cade	1-0	1	-	-	1-0	-	-	-	-	DNP	-	-	-	
Jones Jr., Velus	1-0	1	-	-	-	-	-	-	-	-	-	1-0	-	
Slates, Donovan	0-1	1	DNP	DNP	-	DNP	DNP	DNP	DNP	DNP	DNP	DNP	0-1	
Green, Isaac	0-1	1	DNP	DNP	-	DNP	-	DNP	DNP	DNP	DNP	DNP	0-1	
Wright, Darnell	1-0	1	-	1-0	-	-	-	-	-	-	-	-	-	
Willis, Aaron	0-1	1	DNP	DNP	-	DNP	DNP	-	-	-	-	-	0-1	
Salansky, Matthew	0-1	1	-	-	-	0-1	-	-	-	-	-	-	-	
Bailey, Dominic	0-1	1	DNP	DNP	0-1	DNP	DNP	DNP	DNP	DNP	DNP	-	DNP	
Fant, Princeton	0-1	1	-	-	-	0-1	-	-	-	-	-	-	-	

SACKS

Player	UA-A	TOT	BGSU	PITT	TTU	UF	MIZ	SC	OM	ALA	UK	UGA	USA	VU
Butler, Matthew	5-0	5.0	-	-	-	-	-	1.0-6	2.0-10	-	-	1.0-8	1.0-1	
Banks, Jeremy	4-1	4.5	-	1.0-11	-	-	1.0-7	1.5-5	1.0-2	-	-	-	-	
Young, Byron	4-1	4.5	DNP	DNP	-	-	-	0.5-5	-	1.0-3	2.0-22	1.0-10	-	
Baron, Tyler	3-2	4.0	1.0-7	-	0.5-5	-	-	1.0-7	-	-	1.0-3	-	0.5-1	
Blakely, Ja'Quain	1-1	1.5	-	-	0.5-4	1.0-2	-	-	-	-	-	-	-	
Jackson, Theo	1-1	1.5	-	1.0-2	0.5-3	-	-	DNP	-	-	-	-	-	
Beasley, Aaron	1-1	1.5	-	-	0.5-5	-	-	-	1.0-2	-	-	-	-	
Terry, Da'Jon	1-0	1.0	1.0-6	-	DNP	-	-	-	-	-	-	-	-	
Thomas, Omari	1-0	1.0	-	-	-	-	-	-	1.0-5	-	-	-	-	
Garland, Kurott	1-0	1.0	-	-	-	-	-	-	-	-	-	-	1.0-7	
Slaughter, Doneiko	1-0	1.0	-	-	1.0-8	-	-	DNP	DNP	-	-	-	-	
Flowers, Trevon	1-0	1.0	-	-	-	-	DNP	-	-	-	-	-	1.0-8	
Harrison, Roman	1-0	1.0	-	-	-	-	-	-	-	1.0-11	-	-	-	
Joseph, Morven	1-0	1.0	-	DNP	1.0-7	DNP	DNP	DNP	DNP	DNP	DNP	DNP	DNP	
Tremblay, Caleb	0-1	0.5	-	-	-	-	-	-	-	-	-	-	0.5-1	

TACKLES FOR LOSS

Player	UA-A	TOT	BGSU	PITT	TTU	UF	MIZ	SC	OM	ALA	UK	UGA	USA	VU
Banks, Jeremy	8-2	9.0	1.0-1	2.0-14	-	0.5-1	2.0-11	1.5-5	2.0-5	-	-	-	-	
Butler, Matthew	7-3	8.5	0.5-1	1.5-2	-	-	-	1.0-6	2.0-10	1.5-1	-	1.0-8	1.0-1	
Jackson, Theo	7-3	8.5	2.5-4	2.0-6	1.5-6	0.5-2	-	DNP	-	-	-	-	2.0-6	
Young, Byron	7-2	8.0	DNP	DNP	-	-	1.0-5	1.0-6	2.0-7	1.0-3	2.0-22	1.0-10	-	
Baron, Tyler	5-3	6.5	1.0-7	2.5-7	0.5-5	-	-	1.0-7	-	-	1.0-3	-	0.5-1	
Blakely, Ja'Quain	3-4	5.0	-	-	0.5-4	1.5-3	-	1.0-2	1.0-4	1.0-2	-	-	-	
Beasley, Aaron	2-5	4.5	0.5-1	-	0.5-5	-	1.5-4	0.5-1	1.0-2	0.5-1	-	-	-	
Tremblay, Caleb	1-5	3.5	0.5-0	-	0.5-1	0.5-0	0.5-2	-	1.0-2	-	-	-	0.5-1	
Slaughter, Doneiko	3-0	3.0	-	-	1.0-8	-	1.0-7	DNP	DNP	1.0-5	-	-	-	
Thomas, Omari	3-0	3.0	-	-	-	-	-	-	1.0-5	-	-	1.0-4	1.0-5	
Terry, Da'Jon	2-1	2.5	1.0-6	-	DNP	-	-	-	-	-	-	-	1.5-2	
Harrison, Roman	2-1	2.5	-	-	-	-	-	-	-	1.0-11	-	-	1.5-1	
McCollough, Jaylen	1-3	2.5	1.0-2	1.0-2	-	0.5-2	-	-	-	-	-	-	-	
Page III, Solon	2-1	2.5	-	1.0-4	-	1.0-2	-	0.5-1	-	-	-	-	-	
Turnage, Brandon	1-2	2.0	-	DNP	-	DNP	-	2.0-2	-	-	-	-	-	
Hadden, Kamal	2-0	2.0	DNP	DNP	-	DNP	DNP	DNP	-	1.0-3	-	-	1.0-4	
Burrell, Warren	2-0	2.0	1.0-1	-	-	-	-	1.0-6	-	DNP	-	-	-	
Eason, Bryson	2-0	2.0	2.0-7	-	DNP	DNP	DNP	DNP	DNP	DNP	DNP	DNP	DNP	
Garland, Kurott	1-2	2.0	-	-	-	-	-	-	-	-	-	-	2.0-7	
Flowers, Trevon	1-1	1.5	-	-	-	-	DNP	0.5-0	-	-	-	-	1.0-8	
Simmons, Elijah	1-1	1.5	-	-	-	0.5-1	1.0-1	DNP	DNP	DNP	-	-	DNP	
Taylor, Alontae	1-0	1.0	-	-	-	-	-	-	-	1.0-2	-	-	-	
McDonald, Tamarion	1-0	1.0	-	-	1.0-1	-	-	DNP	-	-	-	-	-	
Joseph, Morven	1-0	1.0	-	DNP	1.0-7	DNP	DNP	DNP	DNP	DNP	DNP	DNP	DNP	
George Jr., Kenneth	1-0	1.0	-	-	-	-	1.0-1	-	DNP	-	-	DNP	DNP	
Charles, Christian	1-0	1.0	-	-	1.0-2	-	-	DNP	DNP	DNP	DNP	DNP	-	
Solomon, Aubrey	0-1	0.5	DNP	DNP	0.5-1	-	-	DNP	DNP	-	DNP	DNP	DNP	
Green, Isaac	0-1	0.5	DNP	DNP	-	DNP	-	DNP	DNP	DNP	DNP	DNP	0.5-1	
Willis, Aaron	0-1	0.5	DNP	DNP	-	DNP	DNP	-	-	-	-	-	0.5-1	

2021 STATISTICS

DEFENSIVE GAME-BY-GAME

INTERCEPTION RETURNS

Player	No.-Yds	BGSU	PITT	TTU	UF	MIZ	SC	OM	ALA	UK	UGA	USA	VU
McCollough, Jaylen	3-45	-	-	1-16	-	1-29	1-0	-	-	-	-	-	-
Taylor, Alontae	2-85	-	-	1-29	-	-	-	-	-	1-56	-	-	-
Flowers, Trevon	1-0	-	-	-	-	DNP	-	1-0	-	-	-	-	-
Banks, Jeremy	1-32	-	-	-	-	1-32	-	-	-	-	-	-	-
McDonald, Tamarion	1-4	-	-	1-4	-	-	DNP	-	-	-	-	-	-
Page III, Solon	1-31	-	-	1-31	-	-	-	-	-	-	-	-	-

FUMBLES FORCED

Player	No.	BGSU	PITT	TTU	UF	MIZ	SC	OM	ALA	UK	UGA	USA	VU
Taylor, Alontae	1	-	-	-	1	-	-	-	-	-	-	-	-
Butler, Matthew	1	-	-	-	-	-	-	1	-	-	-	-	-
Hadden, Kamal	1	DNP	DNP	-	DNP	DNP	DNP	-	1	-	-	-	-
McCollough, Jaylen	1	-	-	-	-	-	-	-	1	-	-	-	-

FUMBLES RECOVERED

Player	No.	BGSU	PITT	TTU	UF	MIZ	SC	OM	ALA	UK	UGA	USA	VU
Beasley, Aaron	2	-	-	-	1	-	1	-	-	-	-	-	-
George Jr., Kenneth	1	-	-	-	-	-	-	DNP	1	-	DNP	DNP	-

SPECIAL TEAMS GAME-BY-GAME

PUNT RETURNS

Player	No.-Yds	BGSU	PITT	TTU	UF	MIZ	SC	OM	ALA	UK	UGA	USA	VU
Jones Jr., Velus	16-222	-	-	3-32	-	2-16	2-33	2-40	-	-	4-54	3-47	-
Jackson, Theo	2-14	2-14	-	-	-	-	DNP	-	-	-	-	-	-
Rucker, De'Shawn	1-12	-	-	-	-	-	-	-	1-12	DNP	-	-	-
Charles, Christian	1-10	-	1-10	-	-	-	DNP	DNP	DNP	DNP	DNP	-	-
Flowers, Trevon	2-4	1--2	-	-	-	DNP	-	-	1-6	-	-	-	-
Merrill, Walker	1-0	-	-	1-0	-	-	-	-	DNP	DNP	-	DNP	-

KICK RETURNS

Player	No.-Yds	BGSU	PITT	TTU	UF	MIZ	SC	OM	ALA	UK	UGA	USA	VU
Jones Jr., Velus	18-506	2-52	4-122	1-23	4-82	1-21	-	3-59	-	1-31	1-20	1-96	-
Holiday, Jimmy	3-83	-	-	-	-	DNP	DNP	1-27	-	1-33	-	1-23	-
Whitehead, Len'N	1-19	1-19	-	-	-	-	-	-	DNP	DNP	DNP	-	-
Campbell, Miles	1-18	DNP	DNP	-	DNP	DNP	1-18	DNP	DNP	DNP	DNP	DNP	-
Flowers, Trevon	1-15	-	-	-	-	-	DNP	-	-	-	-	1-15	-

FIELD GOALS

Player	FG-FGA (LG)	BGSU	PITT	TTU	UF	MIZ	SC	OM	ALA	UK	UGA	USA	VU
McGrath, Chase	1-1 (42)	1-1 (42)	2-2 (48)	-	0-1	2-2	1-1	1-2 (39)	1-1 (32)	1-2 (43)	1-1 (24)	-	-

PUNTING

Player	No.-Yds-Avg.	BGSU	PITT	TTU	UF	MIZ	SC	OM	ALA	UK	UGA	USA	VU
Brooks, Paxton	7-330-47.1	3-170	4-183	-	6-259	-	5-220	6-261	7-310	1-52	4-180	2-64	-
Morgan, Kolby	4-154-38.5	-	-	4-154	-	-	-	-	-	-	-	-	-

2021 STATISTICS

TENNESSEE SCORING DRIVES

Opponent	Plays	Yards	TOP	Result	Qtr.	Time	How Scored	Opponent	Plays	Yards	TOP	Result	Qtr.	Time	How Scored
Bowling Green	12	66	2:59	TD	1	10:25	Milton 4-yd run	South Carolina	5	80	1:18	TD	1	0:58	Hooker 11-yd run
Bowling Green	8	67	2:01	TD	1	6:52	Small 1-yd run	South Carolina	3	24	0:33	TD	1	0:12	Jones Jr. 21-yd rec.
Bowling Green	8	72	1:58	TD	3	12:53	Milton 1-yd run	South Carolina	5	76	1:43	TD	2	5:40	Evans 45-yd run
Bowling Green	5	58	1:18	TD	3	7:51	Evans 21-yd run	South Carolina	11	64	1:58	FG	2	0:00	McGrath 25-yd FG
Bowling Green	14	41	3:28	FG	4	9:36	McGrath 42-yd FG	South Carolina	6	41	3:06	TD	4	4:45	Whitehead 2-yd run
Bowling Green	6	75	1:45	TD	4	5:11	Tillman 40-yd rec.	Ole Miss	-	-	-	Safety	1	4:35	Thomas Safety
Pittsburgh	1	2	0:03	TD	1	13:34	Small 2-yd run	Ole Miss	3	49	0:37	TD	1	3:51	Tillman 16-yd rec.
Pittsburgh	10	31	2:53	FG	1	4:44	McGrath 37-yd FG	Ole Miss	6	62	0:53	FG	2	0:00	McGrath 39-yd FG
Pittsburgh	8	44	3:37	FG	2	11:16	McGrath 48-yd FG	Ole Miss	8	77	2:18	TD	3	12:38	Small 1-yd run
Pittsburgh	4	68	1:28	TD	2	2:16	Calloway 44-yd rec.	Ole Miss	9	88	3:14	TD	4	13:41	Hooker 5-yd run
Pittsburgh	6	63	2:10	TD	3	2:32	Warren 8-yd rec.	at Alabama	8	75	1:50	TD	1	6:15	Jones Jr. 8-yd rec.
Pittsburgh	7	61	2:06	TD	4	10:09	Wright 1-yd run	at Alabama	6	64	2:18	TD	1	0:26	Payton 57-yd rec.
Tennessee Tech	2	33	0:25	TD	1	10:50	Payton 29-yd rec.	at Alabama	3	0	0:43	FG	3	9:44	McGrath 32-yd FG
Tennessee Tech	5	37	1:23	TD	1	4:47	Wright 1-yd run	at Alabama	2	75	0:21	TD	4	14:30	Tillman 70-yd rec.
Tennessee Tech	9	96	2:27	TD	2	12:13	Jones Jr. 45-yd rec.	at Kentucky	1	75	0:11	TD	1	14:49	Payton 75-yd rec.
Tennessee Tech	10	47	3:19	TD	2	0:49	Warren 1-yd rec.	at Kentucky	3	75	0:26	TD	1	5:47	Jones Jr. 72-yd rec.
Tennessee Tech	7	49	2:17	TD	3	8:47	Hooker 1-yd run	at Kentucky	7	52	2:36	TD	2	1:14	Warren 18-yd rec.
Tennessee Tech	-	-	-	TD	3	8:37	Page III 31-yd INT	at Kentucky	4	35	0:16	FG	2	0:00	McGrath 43-yd FG
Tennessee Tech	7	39	2:39	TD	3	3:38	Evans 1-yd run	at Kentucky	3	49	0:37	TD	3	9:11	Small 37-yd run
Tennessee Tech	12	52	3:31	TD	4	7:35	Bailey 2-yd run	at Kentucky	-	-	-	TD	3	6:23	Taylor 56-yd INT
at Florida	6	80	2:05	TD	1	7:05	Evans 47-yd rec.	at Kentucky	3	47	0:44	TD	4	11:40	Tillman 6-yd rec.
at Florida	4	89	1:17	TD	2	11:31	Payton 75-yd rec.	Georgia	10	77	3:11	TD	1	11:43	Jones Jr. 9-yd rec.
at Missouri	5	57	1:15	TD	1	12:28	Payton 35-yd rec.	Georgia	13	76	3:47	FG	1	1:39	McGrath 24-yd FG
at Missouri	7	75	1:52	TD	1	5:21	Evans 8-yd run	Georgia	10	75	3:25	TD	4	3:38	Tillman 12-yd rec.
at Missouri	1	92	0:12	TD	1	3:13	Evans 92-yd run	South Alabama	11	62	2:00	TD	1	11:13	Small 1-yd run
at Missouri	1	1	0:05	TD	1	1:31	Evans 1-yd run	South Alabama	9	88	1:57	TD	1	6:14	Wright 17-yd run
at Missouri	5	73	1:31	TD	2	10:01	Jones Jr. 35-yd rec.	South Alabama	8	87	2:38	TD	2	10:37	Tillman 27-yd rec.
at Missouri	10	86	3:18	TD	2	4:49	Hooker 1-yd run	South Alabama	3	36	0:55	TD	2	6:41	Fant 24-yd rec.
at Missouri	9	50	3:32	FG	2	0:19	McGrath 25-yd FG	South Alabama	-	-	-	TD	2	1:18	Jones Jr. 96-yd KR
at Missouri	12	65	3:16	FG	3	11:44	McGrath 27-yd FG	South Alabama	7	84	1:54	TD	3	12:06	Small 3-yd run
at Missouri	10	75	4:07	TD	3	7:25	Tillman 24-yd rec.	South Alabama	8	64	2:57	TD	3	7:29	Hooker 6-yd run
at Missouri	6	75	4:01	TD	4	1:46	Pierce Jr. 27-yd run	South Alabama	6	80	2:06	TD	4	12:50	Whitehead 5-yd run
South Carolina	14	66	4:29	TD	1	9:18	Hyatt 3-yd rec.	South Alabama	-	-	-	Safety	4	6:37	Ku. Garland Safety
South Carolina	3	57	0:35	TD	1	6:46	Payton 39-yd rec.	South Alabama	-	-	-	Safety	4	2:43	Sanp Through End Zone

2021 STATISTICS

PARTICIPATION GAME-BY-GAME

PARTICIPATION

No.	Name	GP/GS	BGSU	PITT	TTU	UF	MIZ	SC	OM	ALA	UK	UGA	USA	VU
79	Adams,Jaxon	1/-	XXX	...
77	Akporoghe,Chris	1/-	XXX	...
59	Bailey,Dominic	2/-	XXX	XXX
65	Ball,Parker	11/-	XXX	XXX	XXX	XXX	XXX	XXX	XXX	XXX	XXX	XXX	XXX	...
37	Bandy,Montrell	1/-	XXX
33	Banks,Jeremy	11/9	START	XXX	START	START	START	START	START	START	START	START	XXX	...
9	Baron,Tyler	11/4	START	START	START	START	XXX	XXX	XXX	XXX	XXX	XXX	XXX	...
24	Beasley,Aaron	11/9	XXX	START	START	START	XXX	START	START	START	START	START	START	...
21	Beckwith,Dee	2/-	XXX	...	XXX	...
17	Bittner,Michael	1/-	XXX
48	Blakely,Ja'Quain	11/9	START	START	START	START	START	START	START	START	START	XXX	XXX	...
37	Brooks,Paxton	11/-	XXX	XXX	XXX	XXX	XXX	XXX	XXX	XXX	XXX	XXX	XXX	...
35	Brooks,Will	11/-	XXX	XXX	XXX	XXX	XXX	XXX	XXX	XXX	XXX	XXX	XXX	...
46	Brunetti,Lucien	1/-	XXX
11	Bumphus,LaTrell	4/2	XXX	XXX	START	START
4	Burrell,Warren	10/10	START	START	START	START	START	START	START	...	START	START	START	...
94	Butler,Matthew	11/10	START	START	START	START	START	XXX	START	START	START	START	START	...
74	Calbert,K'Rojhn	1/-	XXX	...
9	Calloway,Jimmy	3/1	...	XXX	XXX	START
86	Campbell,Miles	2/-	XXX	XXX
41	Carver,JT	1/-	XXX
75	Carvin,Jerome	11/11	START	START	START	START	START	START	START	START	START	START	START	...
14	Charles,Christian	6/1	XXX	XXX	XXX	XXX	START	XXX	...
82	Coby,Andison	4/-	XXX	...	XXX	XXX	XXX	...
53	Crawford,Jeremiah	8/-	XXX	...	XXX	...	XXX	XXX	XXX	XXX	XXX	XXX	XXX	...
66	Davis,Dayne	11/1	XXX	XXX	XXX	XXX	XXX	XXX	XXX	START	XXX	XXX	XXX	...
36	Dobrucki,Tanner	1/-	XXX	...
20	Eason,Bryson	2/-	XXX	XXX
7	Edwards,Romello	3/-	XXX	...	XXX	...	XXX
8	Evans,Tiyon	7/2	XXX	...	START	XXX	XXX	START	...	XXX	XXX
88	Fant,Princeton	11/5	XXX	START	XXX	XXX	START	XXX	XXX	XXX	START	START	START	...
17	Fields,Tyus	2/-	XXX	XXX
1	Flowers,Trevon	10/10	START	START	START	START	...	START	START	START	START	START	START	...
0	Frerking,Grant	5/-	XXX	...	XXX	...	XXX	XXX	XXX	...
47	Gaca,Matt	1/-	XXX
99	Garland,Kurott	11/1	XXX	XXX	XXX	XXX	XXX	START	XXX	XXX	XXX	XXX	XXX	...
15	Garland,Kwauze	11/-	XXX	XXX	XXX	XXX	XXX	XXX	XXX	XXX	XXX	XXX	XXX	...
5	George Jr.,Kenneth	8/-	XXX	XXX	XXX	XXX	XXX	XXX	...	XXX	XXX
58	Green,Isaac	3/-	XXX	...	XXX	XXX	...
13	Hadden,Kamal	6/1	XXX	XXX	START	XXX	XXX	XXX	...
54	Harris,Kingston	3/1	XXX	XXX	START
30	Harrison,Roman	11/1	XXX	XXX	XXX	XXX	START	XXX	XXX	XXX	XXX	XXX	XXX	...
6	Holiday,Jimmy	9/-	XXX	XXX	XXX	XXX	XXX	XXX	XXX	XXX	XXX	...
5	Hooker,Hendon	11/9	XXX	XXX	START	START	START	START	START	START	START	START	START	...
31	Humphrey,Nick	10/-	...	XXX	XXX	XXX	XXX	XXX	XXX	XXX	XXX	XXX	XXX	...
11	Hyatt,Jalin	11/1	START	XXX	XXX	XXX	XXX	XXX	XXX	XXX	XXX	XXX	XXX	...
26	Jackson,Theo	10/10	START	START	START	START	START	...	START	START	START	START	START	...
22	Jancsek,Jack	8/-	XXX	...	XXX	XXX	XXX	XXX	XXX	XXX	XXX	...
1	Jones Jr.,Velus	11/7	XXX	XXX	XXX	XXX	START	START	START	START	START	START	START	...
8	Jones,Bradley	11/-	XXX	XXX	XXX	XXX	XXX	XXX	XXX	XXX	XXX	XXX	XXX	...
80	Keyton,Ramel	9/1	...	XXX	XXX	XXX	XXX	XXX	XXX	...	XXX	XXX	START	...
55	Krivosh,Braeden	1/-	XXX	...
23	Labruzzo,Cheyenne	11/-	XXX	XXX	XXX	XXX	XXX	XXX	XXX	XXX	XXX	XXX	XXX	...
50	Lamplay,Jackson	10/-	XXX	...	XXX	XXX	XXX	XXX	XXX	XXX	XXX	XXX	XXX	...
78	Lane,Ollie	10/4	XXX	START	XXX	XXX	START	START	START	...	XXX	XXX	XXX	...
83	Lanier,Nigel	1/-	XXX
68	Mays,Cade	10/10	START	START	START	START	START	START	START	...	START	START	START	...
63	Mays,Cooper	6/6	START	START	START	START	START	START	...
22	McCollough,Jaylen	11/11	START	START	START	START	START	START	START	START	START	START	START	...
12	McDonald,Tamarion	10/-	XXX	XXX	XXX	XXX	XXX	...	XXX	XXX	XXX	XXX	XXX	...
40	McGrath,Chase	11/-	XXX	XXX	XXX	XXX	XXX	XXX	XXX	XXX	XXX	XXX	XXX	...
93	McNeill,Amari	1/-	XXX	...
19	Merrill,Walker	8/1	XXX	XXX	...	XXX	XXX	XXX	XXX	XXX	XXX	...
7	Milton III,Joe	7/2	START	START	...	XXX	XXX	...	XXX	XXX	XXX	...
10	Mitchell,Juwan	3/1	START	XXX	...	XXX
18	Mohan,William	11/-	XXX	XXX	XXX	XXX	XXX	XXX	XXX	XXX	XXX	XXX	XXX	...
13	Moore,Gaston	1/-	XXX	...
93	Morgan,Kolby	1/-	XXX
38	Page III,Solon	11/3	XXX	START	XXX	XXX	START	XXX	XXX	XXX	XXX	XXX	START	...
64	Parker,William	2/-	XXX	XXX	...
3	Payton,JaVonta	11/10	START	START	START	START	START	START	START	START	START	START	XXX	...
70	Perry,RJ	5/-	XXX	XXX	XXX	XXX	XXX	...
30	Pierce,Marcus	6/-	XXX	...	XXX	...	XXX	XXX	XXX	XXX	...
71	Robinson,James	11/1	XXX	XXX	XXX	XXX	XXX	XXX	XXX	START	XXX	XXX	XXX	...
28	Rucker,De'Shawn	10/-	XXX	XXX	XXX	XXX	XXX	XXX	XXX	XXX	...	XXX	XXX	...
52	Salansky,Matthew	11/-	XXX	XXX	XXX	XXX	XXX	XXX	XXX	XXX	XXX	XXX	XXX	...
89	Salmon,Hunter	4/-	XXX	XXX	XXX	...	XXX	...
26	Siekerman,J.T.	1/-	XXX	...
51	Simmons,Elijah	7/4	START	START	START	START	XXX	XXX	XXX
40	Slates,Donovan	2/-	XXX	XXX	...
0	Slaughter,Doneiko	9/-	XXX	XXX	XXX	XXX	XXX	XXX	XXX	XXX	XXX	...
2	Small,Jabari	9/9	START	START	...	START	START	...	START	START	START	START	START	...
52	Smith,Maurese	2/-	XXX	XXX	...
14	Smith,Spencer	1/-	XXX
98	Solomon,Aubrey	4/-	XXX	XXX	XXX	XXX
76	Spraggins,Javon	11/11	START	START	START	START	START	START	START	START	START	START	START	...
60	Stephens,Alton	1/-	XXX
2	Taylor,Alontae	11/11	START	START	START	START	START	START	START	START	START	START	START	...
95	Terry,De'Jon	10/-	XXX	XXX	XXX	XXX	XXX	XXX	XXX	XXX	XXX	XXX	XXX	...
21	Thomas,Omari	11/5	XXX	XXX	XXX	XXX	START	START	XXX	XXX	START	START	START	...
4	Tillman,Cedric	11/11	START	START	START	START	START	START	START	START	START	START	START	...
97	Tremblay,Caleb	11/2	XXX	XXX	XXX	XXX	XXX	XXX	XXX	XXX	XXX	START	START	...
29	Turnage,Brandon	9/1	XXX	...	XXX	...	XXX	START	XXX	XXX	XXX	XXX	XXX	...
55	Valentine,EunIQUE	1/-	XXX
87	Warren,Jacob	11/6	START	START	START	START	XXX	START	START	XXX	XXX	XXX	XXX	...
27	Whitehead,Len'Neth	8/-	XXX	XXX	XXX	XXX	XXX	XXX	...
41	Willis,Aaron	7/-	XXX	XXX	XXX	XXX	XXX	XXX	XXX	...
39	Wilson,Toby	10/-	...	XXX	XXX	XXX	XXX	XXX	XXX	XXX	XXX	XXX	XXX	...
58	Wright,Darnell	11/11	START	START	START	START	START	START	START	START	START	START	START	...
20	Wright,Jaylen	7/-	XXX	XXX	XXX	...	XXX	XXX	XXX	XXX	...
36	Wright,William	2/-	XXX	...	XXX
6	Young,Byron	9/6	XXX	XXX	XXX	START	START	START	START	START	START	...

Starts indicated by START; XXX-Played; ...-Did Not Play

2021 TEAM SUPERLATIVES

TENNESSEE GAME HIGHS

Rushes	64	vs Bowling Green (Sep 02, 2021)
Yards Rushing	458	at Missouri (Oct 02, 2021)
Yards Per Rush	7.8	at Missouri (Oct 02, 2021)
TD Rushes	5	at Missouri (Oct 02, 2021)
		vs South Alabama (Nov 20, 2021)
Pass attempts	48	vs Georgia (Nov 13, 2021)
Pass completions	30	vs Georgia (Nov 13, 2021)
Yards Passing	332	vs Georgia (Nov 13, 2021)
Yards Per Pass	15.8	at Kentucky (Nov 06, 2021)
TD Passes	4	at Kentucky (Nov 06, 2021)
Total Plays	88	vs Bowling Green (Sep 02, 2021)
Total Offense	683	at Missouri (Oct 02, 2021)
Yards Per Play	9.8	at Kentucky (Nov 06, 2021)
Points	62	at Missouri (Oct 02, 2021)
Sacks By	5	vs Ole Miss (Oct 16, 2021)
First Downs	35	at Missouri (Oct 02, 2021)
Penalties	13	vs Pittsburgh (Sep 11, 2021)
Penalty Yards	134	vs Pittsburgh (Sep 11, 2021)
Turnovers	3	vs Pittsburgh (Sep 11, 2021)
Interceptions By	4	vs Tennessee Tech (Sep 18, 2021)
Punts	7	at Alabama (Oct 23, 2021)
Punting Avg	52.0	at Kentucky (Nov 06, 2021)
Long Punt	64	vs Bowling Green (Sep 02, 2021)
Punts inside 20	5	vs Ole Miss (Oct 16, 2021)
Long Punt Return	40	vs Ole Miss (Oct 16, 2021)

OPPONENT GAME HIGHS

Rushes	62	vs Ole Miss (Oct 16, 2021)
Yards Rushing	283	at Florida (Sep 25, 2021)
Yards Per Rush	7.1	at Florida (Sep 25, 2021)
TD Rushes	5	at Alabama (Oct 23, 2021)
Pass attempts	50	at Kentucky (Nov 06, 2021)
Pass completions	32	at Kentucky (Nov 06, 2021)
Yards Passing	387	at Kentucky (Nov 06, 2021)
Yards Per Pass	8.6	at Alabama (Oct 23, 2021)
TD Passes	3	vs Pittsburgh (Sep 11, 2021)
		at Florida (Sep 25, 2021)
		at Kentucky (Nov 06, 2021)
Total Plays	101	vs Ole Miss (Oct 16, 2021)
Total Offense	612	at Kentucky (Nov 06, 2021)
Yards Per Play	7.4	at Florida (Sep 25, 2021)
Points	52	at Alabama (Oct 23, 2021)
Sacks By	6	vs South Carolina (Oct 09, 2021)
		vs Georgia (Nov 13, 2021)
First Downs	35	at Kentucky (Nov 06, 2021)
Penalties	10	vs Bowling Green (Sep 02, 2021)
		vs Tennessee Tech (Sep 18, 2021)
		vs Ole Miss (Oct 16, 2021)
Penalty Yards	107	vs Tennessee Tech (Sep 18, 2021)
Turnovers	4	vs Tennessee Tech (Sep 18, 2021)
Interceptions By	1	vs Pittsburgh (Sep 11, 2021)
		at Alabama (Oct 23, 2021)
		vs Georgia (Nov 13, 2021)
Punts	8	vs Bowling Green (Sep 02, 2021)
		vs Tennessee Tech (Sep 18, 2021)
Punting Avg	50.8	vs Georgia (Nov 13, 2021)
Long Punt	62	vs Georgia (Nov 13, 2021)
Punts inside 20	3	vs Tennessee Tech (Sep 18, 2021)
		vs Ole Miss (Oct 16, 2021)
Long Punt Return	5	vs Pittsburgh (Sep 11, 2021)
		at Florida (Sep 25, 2021)
		vs Georgia (Nov 13, 2021)

2021 INDIVIDUAL SUPERLATIVES

MOST BY A VOL...

Rushes	23	Hooker,Hendon vs Ole Miss (Oct 16, 2021)
Yards Rushing	156	Evans,Tiyon at Missouri (Oct 02, 2021)
TD Rushes	3	Evans,Tiyon at Missouri (Oct 02, 2021)
Long Rush	92	Evans,Tiyon at Missouri (Oct 02, 2021)
Pass attempts	37	Hooker,Hendon vs Georgia (Nov 13, 2021)
Pass completions	24	Hooker,Hendon vs Georgia (Nov 13, 2021)
Yards Passing	316	Hooker,Hendon at Kentucky (Nov 06, 2021)
TD Passes	4	Hooker,Hendon at Kentucky (Nov 06, 2021)
Long Pass	75	Hooker,Hendon at Florida (Sep 25, 2021)
		Hooker,Hendon at Kentucky (Nov 06, 2021)
Receptions	10	Tillman,Cedric vs Georgia (Nov 13, 2021)
Yards Receiving	200	Tillman,Cedric vs Georgia (Nov 13, 2021)
TD Receptions	1	26 Times - Most Recent:
		Tillman,Cedric vs South Alabama (Nov 20, 2021)
		Fant,Princeton vs South Alabama (Nov 20, 2021)
Long Reception	75	Payton,JaVonta at Florida (Sep 25, 2021)
		Payton,JaVonta at Kentucky (Nov 06, 2021)
Field Goals	2	McGrath,Chase vs Pittsburgh (Sep 11, 2021)
		McGrath,Chase at Missouri (Oct 02, 2021)
Long Field Goal	48	McGrath,Chase vs Pittsburgh (Sep 11, 2021)
Punts	7	Brooks,Paxton at Alabama (Oct 23, 2021)
Punting Avg	52.0	Brooks,Paxton at Kentucky (Nov 06, 2021)
Long Punt	64	Brooks,Paxton vs Bowling Green (Sep 02, 2021)
Punts inside 20	5	Brooks,Paxton vs Ole Miss (Oct 16, 2021)
Long Punt Return	40	Jones Jr.,Velus vs Ole Miss (Oct 16, 2021)
Long Kickoff Return	96	Jones Jr.,Velus vs South Alabama (Nov 20, 2021)
Tackles	15	Flowers,Trevon at Florida (Sep 25, 2021)
		Banks,Jeremy vs Ole Miss (Oct 16, 2021)
		Banks,Jeremy vs Georgia (Nov 13, 2021)
Sacks	2.0	Butler,Matthew vs Ole Miss (Oct 16, 2021)
		Young,Byron at Kentucky (Nov 06, 2021)
Tackles For Loss	2.5	Jackson,Theo vs Bowling Green (Sep 02, 2021)
		Baron,Tyler vs Pittsburgh (Sep 11, 2021)
Interceptions	1	9 Times - Most Recent:
		Taylor,Alontae at Kentucky (Nov 06, 2021)

MOST BY AN OPPONENT...

Rushes	30	Corral,Matt, vs Ole Miss (Oct 16, 2021)
Yards Rushing	195	Corral,Matt, vs Ole Miss (Oct 16, 2021)
TD Rushes	3	Robinson Jr.,Br, at Alabama (Oct 23, 2021)
Long Rush	49	Jones,Emory, at Florida (Sep 25, 2021)
Pass attempts	49	Levis,Will, at Kentucky (Nov 06, 2021)
Pass completions	31	Young,Bryce, at Alabama (Oct 23, 2021)
		Levis,Will, at Kentucky (Nov 06, 2021)
Yards Passing	372	Levis,Will, at Kentucky (Nov 06, 2021)
TD Passes	3	Levis,Will, at Kentucky (Nov 06, 2021)
Long Pass	68	Trotter,Desmond, vs South Alabama (Nov 20, 2021)
Receptions	13	Robinson,Wan'Da, at Kentucky (Nov 06, 2021)
Yards Receiving	166	Robinson,Wan'Da, at Kentucky (Nov 06, 2021)
TD Receptions	2	Metchie,John, at Alabama (Oct 23, 2021)
Long Reception	68	Tolbert,Jalen, vs South Alabama (Nov 20, 2021)
Field Goals	2	Needham,Nate, vs Bowling Green (Sep 02, 2021)
		Scarton,Sam, vs Pittsburgh (Sep 11, 2021)
		Podlesny,Jack, vs Georgia (Nov 13, 2021)
Long Field Goal	50	Needham,Nate, vs Bowling Green (Sep 02, 2021)
Punts	8	Olsen,Hayden, vs Tennessee Tech (Sep 18, 2021)
Punting Avg	50.8	Camarda,Jake, vs Georgia (Nov 13, 2021)
Long Punt	62	Camarda,Jake, vs Georgia (Nov 13, 2021)
Punts inside 20	3	Olsen,Hayden, vs Tennessee Tech (Sep 18, 2021)
		Brown,Mac, vs Ole Miss (Oct 16, 2021)
Long Punt Return	5	Stovall,Melquis, vs Pittsburgh (Sep 11, 2021)
		Henderson,Xzavi, at Florida (Sep 25, 2021)
		Jackson,Kearis, vs Georgia (Nov 13, 2021)
Long Kickoff Return	100	Abrams-Draine,K, at Missouri (Oct 02, 2021)
Tackles	14	Anders,Darren, vs Bowling Green (Sep 02, 2021)
		Robinson,Mark, vs Ole Miss (Oct 16, 2021)
Sacks	3.0	Tindall,Channin, vs Georgia (Nov 13, 2021)
Tackles For Loss	5.0	Robinson,Mark, vs Ole Miss (Oct 16, 2021)
Interceptions	1	Hill,Brandon, vs Pittsburgh (Sep 11, 2021)
		Armour-Davis,Ja, at Alabama (Oct 23, 2021)
		Kendrick,Derion, vs Georgia (Nov 13, 2021)

TENNESSEE OVERTIME RECORDS

TENNESSEE OVERTIME GAMES & RESULTS (13-8)

Date	Opponent	OTs	1st Poss.	Game-Winning Score	Final Score
Sept. 19, 1998	Florida	1	Offense	Jeff Hall 41 field goal	W, 20-17
Sept. 30, 2000	at LSU	1	Defense*	Robert Royal 25 pass from Rohan Davey (John Corbello kick)	L, 31-38
Oct. 5, 2002	Arkansas	6	Offense	Jason Witten 25 pass from Casey Clausen+	W, 41-38
Sept. 27, 2003	South Carolina	1	Defense*	James Banks 4 pass from Casey Clausen+	W, 23-20
Oct. 25, 2003	at Alabama	5	Offense	Casey Clausen 1 run (James Banks pass from Casey Clausen)	W, 51-43
Sept. 26, 2005	at LSU	1	Defense*	Gerald Riggs, Jr. 1 run+	W, 30-27
Oct. 27, 2007	South Carolina	1	Offense	Daniel Lincoln 27 field goal	W, 27-24
Nov. 24, 2007	at Kentucky	4	Defense*	Quintin Hancock 40 pass from Erik Ainge (Austin Rogers pass from Ainge)	W, 52-50
Sept. 1, 2008	at UCLA	1	Defense*	Kai Forbath 42 field goal	L, 24-27
Nov. 28, 2009	at Kentucky	1	Defense*	Montario Hardesty 20 run+	W, 30-24
Sept. 25, 2010	UAB	2	Offense	Denarius Moore 25 pass from Matt Simms+	W, 32-29
Dec. 30, 2010	vs. North Carolina#	2	Defense*	Casey Barth 23 field goal+	L, 27-30
Nov. 19, 2011	Vanderbilt	1	Defense*	Eric Gordon 90 INT return+	W, 27-21
Nov. 10, 2012	Missouri	4	Defense*	Andrew Baggett 35 field goal+	L, 48-51
Oct. 5, 2013	Georgia	1	Offense	Marshall Morgan 42 field goal+	L, 31-34
Nov. 1, 2014	at South Carolina	1	Offense	Aaron Medley 32 field goal	W, 45-42
Sept. 12, 2015	Oklahoma	2	Offense	Sterling Shepard 18 pass from Baker Mayfield (Austin Seibert kick)	L, 24-31
Sept. 1, 2016	Appalachian State	1	Offense	Joshua Dobbs rush for 1 yard to the APP1, fumble forced by Kennan Gilchrist, fumble by Dobbs recovered by UT's Jalen Hurd in the end zone (Aaron Medley kick)	W, 20-13
Oct. 8, 2016	at Texas A&M	2	Offense	Trevor Knight 1 run (Daniel LaCamera kick)	L, 38-45
Sept. 4, 2017	vs. Georgia Tech^	2	Defense*	John Kelly 2 run (Aaron Medley kick)	W, 42-41
Sept. 7, 2019	BYU	2	Defense*	Ty'Son Williams 5 run+	L, 29-26

*Won coin toss +Game-ending play #Bowl game ^Neutral site regular season game

OVERTIME TEAM RECORDS

Record in OT: 13-8 (Most OT team wins all-time in NCAA history)

Most OT Periods: 6 vs. Arkansas, Oct. 5, 2002

Longest Game (Elapsed Time): 4:43 at Kentucky, Nov. 24, 2007; at Texas A&M, Oct. 8, 2016

Points: 31 at Alabama, Oct. 25, 2003

Opponent Points: 23 at Alabama, Oct. 25, 2003; Missouri, Nov. 10, 2012

Points, Both Teams: 54 (UT 31, Alabama 23), Oct. 25, 2003

Fewest Points: 0 at LSU, Sept. 30, 2000; at UCLA, Sept. 1, 2008

Fewest Points, Both Teams: 3 (UT 3, Florida 0), Sept. 19, 1998; (UT 3, South Carolina 0), Oct. 27, 2007; (UCLA 3, UT 0), Sept. 1, 2008; (UT 3, South Carolina 0), Nov. 1, 2014

Touchdowns: 4 at Alabama, Oct. 25, 2003

Total Offense Plays: 21 at Alabama, Oct. 25, 2003 (105 yards)

Total Offense Yards: 105 at Alabama, Oct. 25, 2003 (21 plays)

Rushing Attempts: 13 at Alabama, Oct. 25, 2003 (40 yards)

Rushing Yards: 40 at Alabama, Oct. 25, 2003 (13 attempts)

Pass Attempts: 16 vs. Missouri, Nov. 10, 2012 (9 completions, 72 yards, 2 touchdowns)

Pass Completions: 9 vs. Missouri, Nov. 10, 2012 (for 72 yards)

Passing Yards: 77 at Kentucky, Nov. 24, 2007 (6-of-9)

Field Goals Attempted: 2 vs. Arkansas, Oct. 5, 2002 (2 made)

Field Goals Made: 2 vs. Arkansas, Oct. 5, 2002 (2 attempts)

Longest Drive, Plays: 7 vs. Arkansas, Oct. 5, 2002 (11 yards, Philip Newman 31 field goal made)

Shortest Drive, Plays: 1 vs. Arkansas, Oct. 5, 2002 (25 yards, Jason Witten 25 pass from Casey Clausen); vs. Arkansas, Oct. 5, 2002 (25 yards, Tony Brown 25 pass from Casey Clausen); at Alabama, Oct. 25, 2003 (25 yards, James Banks 25 pass from Casey Clausen); vs. UAB, Sept. 25, 2010 (25 yards, Denarius Moore 25 pass from Matt Simms)

Shortest Drive, Yards: minus-7 vs. Arkansas, Oct. 5, 2002 (1 play, Derrick Tinsley rush and fumble lost)

Opponent Longest Drive, Plays: 6, Arkansas, Oct. 5, 2002 (12 yards, O'Donohoe 29 field goal made); at Alabama, Oct. 25, 2003 (25 yards, Dre Fulgham 6 TD pass from Brodie Croyle)

Opponent Shortest Drive, Plays: 1, LSU, Sept. 30, 2000 (25 yards, Robert Royal 25 pass from Rohan Davey)

Opponent Shortest Drive, Yards: minus-15, at South Carolina, Nov. 1, 2014 (4 plays, Elliott Fry missed 58-yard field goal attempt)

OVERTIME INDIVIDUAL RECORDS

Points: 14, James Banks at Alabama, Oct. 25, 2003 (2 TDs, 1 PAT)

Touchdowns: 2, James Banks at Alabama, Oct. 25, 2003; John Kelly vs. Georgia Tech, Sept. 4, 2017

Rushing Attempts: 5, Jabari Davis vs. Arkansas, Oct. 5, 2002 (23 yards); Jabari Davis at Alabama, Oct. 25, 2003 (11 yards)

Rushing Yards: 23, Jabari Davis vs. Arkansas, Oct. 5, 2002 (5 attempts)

Longest Rushing Play: 20, Montario Hardesty at Kentucky, Nov. 28, 2009

Longest Rushing Touchdown: 20 yards, Montario Hardesty at Kentucky, Nov. 28, 2009

Passing Attempts: 15, Tyler Bray vs. Missouri, Nov. 10, 2012 (8 completions)

Passing Completions: 8, Tyler Bray vs. Missouri, Nov. 10, 2012 (15 attempts)

Passing Yards: 77, Erik Ainge at Kentucky, Nov. 24, 2007 (6-of-9); Tyler Bray vs. Missouri, Nov. 10, 2012 (8-of-15)

Longest Pass Completion: 40, Erik Ainge to Quintin Hancock (TD) at Kentucky, Nov. 24, 2007 (1st-and-10 from the 40-yard line)

Longest Passing Touchdown: 40, Erik Ainge to Quintin Hancock at Kentucky, Nov. 24, 2007 (1st-and-10 from the 40-yard line)

Receptions: 2, Cedrick Wilson at LSU, Sept. 30, 2000 (16 yards); James Banks at Alabama, Oct. 25, 2003 (30 yards); Gerald Jones at Kentucky, Nov. 24, 2007 (20 yards); Denarius Moore vs. UAB, Sept. 25, 2010 (31 yards); Cordarrelle Patterson vs. Missouri, Nov. 10, 2012 (31 yards); Rajion Neal vs. Missouri, Nov. 10, 2012 (12 yards); Zach Rogers vs. Missouri, Nov. 10, 2012 (10 yards); Marlin Lane vs. Missouri, Nov. 10, 2012 (6 yards)

Receiving Yards: 40, Quintin Hancock at Kentucky, Nov. 24, 2007 (1 reception)

Field Goals Attempted: 2, Philip Newman vs. Arkansas, Oct. 5, 2002 (2 made)

Field Goals Made: 2, Philip Newman vs. Arkansas, Oct. 5, 2002 (2 attempts)

Longest Field Goal Made: 41, Jeff Hall vs. Florida, Sept. 19, 1998

OVERTIME WINS IN FBS HISTORY

Team	Total	Wins	Losses	Pct.
Arkansas	20	13	7	.650
Tennessee	21	13	8	.619
TCU	20	9	11	.450
Missouri	18	12	6	.667
Oregon	19	10	9	.526
Utah	17	9	8	.529
Fresno State	18	7	11	.389

GAME RECAPS

GAME 1

Bowling Green
Tennessee6
38

Sept. 2, 2021
Neyland Stadium
Knoxville, Tenn.
Attendance: 84,314
Time: 8:04 p.m. ET • Duration: 3:41

Tennessee

RUSHING	Att.	Gain	Loss	Net	TD	Long	Avg.
Tiyon Evans	16	124	4	120	1	21	7.5
Jabari Small	22	117	0	117	1	17	5.3
Joe Milton III	14	61	17	44	2	13	3.1
Marcus Pierce	8	38	2	36	0	15	4.5
Jaylen Wright	4	14	0	14	0	8	3.5

PASSING	Cmp.	Att.	Yds.	TD	Int.	Long	Sacks
Milton III, Joe	11	23	139	1	0	40	3
Hooker, Hendon	1	1	5	0	0	5	0

RECEIVING	No.	Yds.	TD	Long
Hyatt, Jalin	4	62	0	30
Tillman, Cedric	2	48	1	40
Payton, JaVonta	2	14	0	10
Fant, Princeton	1	6	0	6
Frerking, Grant	1	5	0	5
Small, Jabari	1	5	0	5
Warren, Jacob	1	4	0	4

PUNTING	No.	Yds.	Avg.	Long	I20	TB	50+
Paxton Brooks	3	147	49	64	2	1	1

FIELD GOALS	Att.	Made	Long	Kicks
Chase McGrath	1	1	43	43

Key: WL=Wide Left, WR=Wide Right, S=Short, B=Blocked

ALL RETURNS	Punts			Kickoffs			Interceptions		
	No.	Yds.	Lg.	No.	Yds.	Lg.	No.	Yds.	Lg.
Flowers, Trevon	1	-2	0	0	0	0	0	0	0
Jackson, Theo	2	14	8	0	0	0	0	0	0
Jones Jr., Velus	0	0	0	2	52	28	0	0	0
Whitehead, Len'Neth	0	0	0	1	19	19	0	0	0

Bowling Green

RUSHING	Att.	Gain	Loss	Net	TD	Long	Avg.
Nick Mosley	8	36	10	26	0	24	3.3
Terion Stewart	7	13	0	13	0	8	1.9
Jhaylin Embry	3	8	4	4	0	8	1.3
Jaison Patterson	1	1	0	1	0	1	1.0
Taron Keith	1	0	1	-1	0	0	-1.0
Matt McDonald	3	2	13	-11	0	2	-3.7

PASSING	Cmp.	Att.	Yds.	TD	Int.	Long	Sacks
Matt McDonald	25	38	187	0	0	31	2

RECEIVING	No.	Yds.	TD	Long
Austin Osborne	8	46	0	24
Cavon Croom	5	45	0	12
Jamal Johnson	3	44	0	31
Levi Gazarek	3	23	0	12
Jaedyn McKinstry	3	22	0	13
Jhaylin Embry	1	7	0	7
Terion Stewart	1	0	0	0
Taron Keith	1	0	0	0

PUNTING	No.	Yds.	Avg.	Long	I20	TB	50+
Matt Naranjo	7	304	43.4	50	0	0	1
Mason Lawler	1	48	48	48	0	0	0

FIELD GOALS	Att.	Made	Long	Kicks
Nate Needham	2	2	50	42, 50

Key: WL=Wide Left, WR=Wide Right, S=Short, B=Blocked

ALL RETURNS	Punts			Kickoffs			Interceptions		
	No.	Yds.	Lg.	No.	Yds.	Lg.	No.	Yds.	Lg.
Deshawn Jones Jr.	0	0	0	2	36	21	0	0	0
Davon Ferguson	0	0	0	3	60	27	0	0	0

Vols Run Past Falcons, 38-6, To Open Heupel Era

Running backs **Tiyon Evans** and **Jabari Small** each turned in 100-yard nights, as Tennessee scored four touchdowns on the ground and rushed past Bowling Green, 38-6, to open the **Josh Heupel** era in victorious fashion. With a crowd of 84,314 enjoying the opening contest of the 100th year of Neyland Stadium, Shields-Watkins Field, and the 125th season of Vol football, the Big Orange dominated the ground game, 331-32 and averaged 5.2 yards per carry. Evans, a junior, led the way with 120 yards and a score on 16 carries, while Small, a sophomore, recorded 117 yards and a TD on 22 attempts. The efforts by the UT running back duo marked the 21st time in program history the Vols had two 100-yard rushers in a single game. Evans also became the first Tennessee back to eclipse the century mark in his debut since Alvin Kamara carried for 144 yards in Nashville on Sept. 5, 2015, also vs. Bowling Green. In his debut under center for the Big Orange, redshirt junior quarterback **Joe Milton III** ran for two scores and threw for another on a night in which he went 11 of 23 for 139 yards. Milton III guided the Vols to touchdowns on the first two drives, including a 12-play, 66-yard drive to start that culminated with his own 4-yard score. **Theo Jackson** had a career night defensively, registering 11 tackles, 2.5 tackles for loss and three pass breakups. UT racked up 11 tackles for loss, while **Da'Jon Terry** and **Tyler Baron** each had a sack. The win was the 850th for Vol football, becoming the 10th program in FBS history to achieve the feat.

Bowling Green	0	6	0	0	-	6
Tennessee	14	0	14	10	-	38

1st	10:25	UT	Joe Milton III 4 yd run (Chase McGrath kick)
	06:52	UT	Jabari Small 1 yd run (Chase McGrath kick)
2nd	09:54	BG	Nate Needham 42 yd field goal
	01:16	BG	Nate Needham 50 yd field goal
3rd	12:53	UT	Joe Milton III 1 yd run (Chase McGrath kick)
	07:51	UT	Tiyon Evans 19 yd run (Chase McGrath kick)
4th	09:36	UT	Chase McGrath 43 yd field goal
	05:11	UT	Cedric Tillman 40 yd pass from Joe Milton III (Chase McGrath kick)

Team Stats

	BG	UT
FIRST DOWNS	11	31
Rushing	3	22
Passing	8	6
Penalty	0	3
NET YARDS RUSHING	32	331
Rushing Attempts	23	64
Average Per Rush	1.4	5.2
Rushing Touchdowns	0	4
Rushing Yards Gained	60	354
Rushing Yards Lost	28	23
NET YARDS PASSING	187	144
Completions-Attempts-Interceptions	25-38-0	12-24-0
Average Per Attempt	4.9	6.0
Average Per Completion	7.5	12.0
Passing Touchdowns	0	1
TOTAL OFFENSE YARDS	219	475
Total Offensive Plays	61	88
Average Gain Per Play	3.6	5.4
Fumbles: Number-Lost	1-0	2-2
Penalties: Number-Yards	11-79	5-45
PUNTS-YARDS	8-352	3-147
Average Yards Per Punt	44	49
Net Yards Per Punt	42.5	42.3
Inside 20	0	2
50+ Yards	1	1
Touchbacks	0	1
Fair Catch	0	2
KICKOFFS-YARDS	3-165	7-449
Average Yards Per Kickoff	55.0	64.1
Net Yards Per Kickoff	31.3	44.7
Touchbacks	0	2
Fair Catch	0	0
Punt returns: Number-Yards-TD	0-0-0	3-12-0
Average Per Return	n/a	4.0
Kickoff returns: Number-Yards-TD	5-96-0	3-71-0
Average Per Return	19.2	23.7
Interceptions: Number-Yards-TD	0-0-0	0-0-0
Fumble Returns: Number-Yards-TD	0-0-0	0-0-0
Miscellaneous Yards	0	0
Possession Time	32:10	26:07
Third-Down Conversions	2 of 14	7 of 15
Fourth-Down Conversions	0 of 2	1 of 3
Red-Zone Scores-Chances	1-1	5-5
Touchdowns	0-1	4-5
Field goals	1-1	1-5
Sacks By: Number-Yards	3-12	2-13
PAT	0-0	5-5
Field Goals	2-2	1-1
Points off turnovers	0	0

GAME RECAPS

GAME 2

Pittsburgh
Tennessee

41 Sept. 11, 2021
34 Neyland Stadium
 Knoxville, Tenn.
 Attendance: 82,203
 Time: 12:03 p.m. ET • Duration: 3:56

Tennessee

RUSHING	Att.	Gain	Loss	Net	TD	Long	Avg.
Joe Milton III	5	68	14	54	0	54	10.8
Hendon Hooker	9	69	20	49	0	23	5.4
Jabari Small	8	18	0	18	1	4	2.3
Jaylen Wright	11	22	7	15	1	14	1.4

PASSING	Cmp.	Att.	Yds.	TD	Int.	Long	Sacks
Hendon Hooker	15	21	188	2	1	44	3
Joe Milton III	7	12	50	0	0	10	2

RECEIVING	No.	Yds.	TD	Long
Jimmy Calloway	3	59	1	44
Jacob Warren	5	55	1	34
Princeton Fant	4	47	0	16
Velus Jones Jr.	3	31	0	16
Cedric Tillman	1	20	0	20
Jaylen Wright	5	20	0	11
Jabari Small	1	6	0	6

PUNTING	No.	Yds.	Avg.	Long	I20	TB	50+
Paxton Brooks	4	183	45.8	51	1	0	2

FIELD GOALS	Att.	Made	Long	Kicks
Chase McGrath	2	2	48	37G, 48G

Key: G=Good, WL=Wide Left, WR=Wide Right, S=Short, B=Blocked

ALL RETURNS	Punts			Kickoffs			Interceptions		
	No.	Yds.	Lg.	No.	Yds.	Lg.	No.	Yds.	Lg.
Christian Charles	1	10	10	0	0	0	0	0	0
Velus Jones Jr.	0	0	0	4	122	39	0	0	0

Pittsburgh

RUSHING	Att.	Gain	Loss	Net	TD	Long	Avg.
Israel Abanikanda	12	46	3	43	0	8	3.6
Vincent Davis	19	40	7	33	1	7	1.7
Kenny Pickett	10	36	17	19	1	13	1.9
Jordan Addison	1	5	0	5	0	5	5.0
TEAM	3	0	4	-4	0	0	-1.3

PASSING	Cmp.	Att.	Yds.	TD	Int.	Long	Sacks
Kenny Pickett	24	36	285	2	0	40	2
Jared Wayne	1	1	16	1	0	16	0

RECEIVING	No.	Yds.	TD	Long
Taysir Mack	4	100	0	31
Jordan Addison	6	64	1	21
Jared Wayne	3	56	0	40
Lucas Krull	3	33	1	16
Israel Abanikanda	4	18	0	14
Vincent Davis	3	13	0	8
Melquise Stovall	1	11	1	11
Shocky Jacques-Louis	1	6	0	6

PUNTING	No.	Yds.	Avg.	Long	I20	TB	50+
Kirk Christodoulou	6	244	40.7	52	2	0	1
TEAM	1	0	0	0	0	0	0

FIELD GOALS	Att.	Made	Long	Kicks
Sam Scarton	2	2	38	38G, 27G

Key: G=Good, WL=Wide Left, WR=Wide Right, S=Short, B=Blocked

ALL RETURNS	Punts			Kickoffs			Interceptions		
	No.	Yds.	Lg.	No.	Yds.	Lg.	No.	Yds.	Lg.
Melquise Stovall	1	5	5	0	0	0	0	0	0
Jaylon Barden	0	0	0	3	36	15	0	0	0
Brandon Hill	0	0	0	0	0	0	1	25	25

Vols Fall in Fierce Fight With Panthers, 41-34

A resilient Tennessee team carried the fight to Pitt for 60 minutes on Saturday afternoon, coming up just short in a 41-34 setback in the Johnny Majors Classic at Neyland Stadium. UT drove deep into Pitt territory with an opportunity to tie the game at 41, but it was stymied on a 4th & 1 rush attempt from the 3-yard line with 6:59 left in the contest. After forcing a three-and-out and a short punt by the Panthers, the Vols were back in business at the Pitt 34. An interception two plays later, however, ended the threat, with the visitors able to move the chains and run out the clock. Redshirt senior quarterback **Hendon Hooker** came off the bench to complete 15 of 21 passes for 188 yards and two scores, and rush nine times for 49 yards for the Big Orange. He led the Vols to their final 21 points after starter **Joe Milton III** left the game to injury in the second quarter and didn't return. Tennessee burst out to a 10-0 lead after the first 15 minutes and was able to weather a second quarter that saw the Panthers outscore the Vols, 27-10. Tennessee struck first, forcing Pitt into a three-and-out and getting a blocked punt by freshman **Christian Charles** to set itself up at the Panther 2-yard line. **Jabari Small**, carding his second touchdown in as many games, carried it over the left side into the end zone on the first play from scrimmage. For the second-straight game, **Theo Jackson** led the Vol defense, tying a career high with 11 tackles and recording one sack and two tackles for loss. **Tyler Baron** added 2.5 tackles for loss, and **Jeremy Banks** had a sack.

Pittsburgh	0	27	7	7	-	41
Tennessee	10	10	7	7	-	34

1st	13:34	UT	Jabari Small 2 yd run (Chase McGrath kick)
	04:44	UT	Chase McGrath 37 yd field goal
2nd	14:53	PIT	Melquise Stovall 11 yd pass from Kenny Pickett (Sam Scarton kick)
	11:16	UT	Chase McGrath 48 yd field goal
	09:25	PIT	Lucas Krull 16 yd pass from Jared Wayne (Sam Scarton kick)
	08:34	PIT	Sam Scarton 38 yd field goal
	03:53	PIT	Sam Scarton 27 yd field goal
	02:16	UT	Jimmy Calloway 44 yd pass from Hendon Hooker (Chase McGrath kick)
	00:19	PIT	Vincent Davis 2 yd run (Sam Scarton kick)
3rd	04:49	PIT	Kenny Pickett 1 yd run (Sam Scarton kick)
	02:32	UT	Jacob Warren 8 yd pass from Hendon Hooker (Chase McGrath kick)
4th	12:22	PIT	Jordan Addison 5 yd pass from Kenny Pickett (Sam Scarton kick)
	10:09	UT	Jaylen Wright 1 yd run (Chase McGrath kick)

Team Stats

	PITT	UT
FIRST DOWNS	24	20
Rushing	6	6
Passing	15	10
Penalty	3	4
NET YARDS RUSHING	96	136
Rushing Attempts	45	33
Average Per Rush	2.1	4.1
Rushing Touchdowns	2	2
Rushing Yards Gained	127	177
Rushing Yards Lost	31	41
NET YARDS PASSING	301	238
Completions-Attempts-Interceptions	25-37-0	22-33-1
Average Per Attempt	8.1	7.2
Average Per Completion	12.0	10.8
Passing Touchdowns	3	2
TOTAL OFFENSE YARDS	397	374
Total Offensive Plays	82	66
Average Gain Per Play	4.8	5.7
Fumbles: Number-Lost	0-0	2-2
Penalties: Number-Yards	9-76	13-134
PUNTS-YARDS	7-244	4-183
Average Yards Per Punt	34.9	45.8
Net Yards Per Punt	33.4	44.5
Inside 20	2	1
50+ Yards	1	2
Touchbacks	0	0
Fair Catch	3	2
KICKOFFS-YARDS	8-513	7-437
Average Yards Per Kickoff	64.1	62.4
Net Yards Per Kickoff	36.4	45.1
Touchbacks	4	1
Fair Catch Yards	0	60
Punt returns: Number-Yards-TD	1-5-0	1-10-0
Average Per Return	5.0	10.0
Kickoff returns: Number-Yards-TD	3-36-0	4-122-0
Average Per Return	12.0	30.5
Interceptions: Number-Yards-TD	1-25-0	0-0-0
Fumble Returns: Number-Yards-TD	0-0-0	0-0-0
Miscellaneous Yards	0	0
Possession Time	36:05	23:55
Third-Down Conversions	8 of 20	6 of 13
Fourth-Down Conversions	2 of 2	0 of 1
Red-Zone Scores-Chances	7-7	5-6
Touchdowns	5-7	3-6
Field goals	2-7	2-6
Sacks By: Number-Yards	5-34	2-13
PAT	5-5	4-4
Field Goals	2-2	2-2
Points off turnovers	3	0



GAME RECAPS

GAME 3

Tennessee Tech
Tennessee

0 Sept. 18, 2021
56 Neyland Stadium
Knoxville, Tenn.
Attendance: 80,053
Time: 12:02 p.m. ET • Duration: 3:23

Tennessee

RUSHING	Att.	Gain	Loss	Net	TD	Long	Avg.
Hendon Hooker	9	68	4	64	1	22	7.1
Jaylen Wright	9	43	0	43	1	15	4.8
Tiyon Evans	15	41	0	41	1	15	2.7
Len'Neth Whitehead	5	23	0	23	0	10	4.6
Marcus Pierce	5	23	0	23	0	7	4.6
Harrison Bailey	4	10	2	8	1	8	2.0

PASSING	Cmp.	Att.	Yds.	TD	Int.	Long	Sacks
Hendon Hooker	17	25	199	3	0	45	0
Harrison Bailey	3	7	16	0	0	6	1

RECEIVING	No.	Yds.	TD	Long
Velus Jones Jr.	3	65	1	45
JaVonta Payton	3	46	1	29
Walker Merrill	4	40	0	16
Jimmy Calloway	1	22	0	22
Ramel Keyton	1	10	0	10
Jacob Warren	3	10	1	5
Princeton Fant	1	7	0	7
Jimmy Holiday	1	5	0	5
Andison Coby	1	5	0	5
Tiyon Evans	1	3	0	3
Jaylen Wright	1	2	0	2

PUNTING	No.	Yds.	Avg.	Long	I20	TB	50+
Kolby Morgan	4	154	38.5	55	1	0	1

ALL RETURNS	Punts			Kickoffs			Interceptions		
	No.	Yds.	Lg.	No.	Yds.	Lg.	No.	Yds.	Lg.
Velus Jones Jr.	3	32	25	1	23	23	0	0	0
Walker Merrill	1	0	0	0	0	0	0	0	0
Alontae Taylor	0	0	0	0	0	0	1	29	29
Tamarion McDonald	0	0	0	0	0	0	1	4	4
Jaylen McCollough	0	0	0	0	0	0	1	16	16
Solon Page III	0	0	0	0	0	0	1	31	31

Tennessee Tech

RUSHING	Att.	Gain	Loss	Net	TD	Long	Avg.
Willie Miller	10	40	10	30	0	13	3.0
David Gist	7	15	0	15	0	4	2.1
Jordan Brown	3	7	0	7	0	5	2.3
Davis Shanley	1	0	0	0	0	0	0.0
Metrius Fleming	1	0	7	-7	0	0	-7.0
Drew Martin	6	8	18	-10	0	8	-1.7

PASSING	Cmp.	Att.	Yds.	TD	Int.	Long	Sacks
Drew Martin	10	14	93	0	1	39	2
Davis Shanley	5	10	33	0	2	12	0
Willie Miller	2	10	18	0	1	13	1
Metrius Fleming	0	1	0	0	0	0	1
David Gist	0	1	0	0	0	0	0

RECEIVING	No.	Yds.	TD	Long
Quinton Cross	5	73	0	39
Jordan Brown	3	26	0	13
David Gist	3	17	0	12
Justin Oden	3	15	0	6
Metrius Fleming	1	8	0	8
Ashton Maples	1	7	0	7
Heath Price	1	-2	0	0

PUNTING	No.	Yds.	Avg.	Long	I20	TB	50+
Hayden Olsen	8	309	38.6	48	3	0	0

FIELD GOALS	Att.	Made	Long	Kicks
Devin Parker	1	0	n/a	41WR

Key: G=Good, WL=Wide Left, WR=Wide Right, S=Short, B=Blocked

ALL RETURNS	Punts			Kickoffs			Interceptions		
	No.	Yds.	Lg.	No.	Yds.	Lg.	No.	Yds.	Lg.
Jyron Gilmore	1	-1	0	2	30	17	0	0	0

Vols Soar Past Golden Eagles, 56-0

Tennessee forced four turnovers and got touchdowns from eight different players, including one on defense, in a 56-0 blowout of Tennessee Tech on Saturday afternoon at Neyland Stadium. Redshirt senior quarterback **Hendon Hooker** got his first start as a Vol and threw for a career-high-tying three touchdowns and carried for another. He ended the day 17 of 25 for 199 yards and was his team's leading rusher with 64 yards on nine carries. Hooker connected for scoring strikes with senior wide receiver **JaVonta Payton** (29 yards), redshirt senior receiver **Velus Jones Jr.** (45 yards) and redshirt junior tight end **Jacob Warren** (1 yard), all in the first half. Tennessee's defense, meanwhile, spent all day frustrating the Golden Eagles, generating four sacks, tallying eight tackles for losses, breaking up seven passes and getting interceptions from four different players with 80 yards of combined return yardage. Senior corner **Alontae Taylor**, junior safety **Jaylen McCollough**, sophomore safety **Tamarion McDonald** and redshirt senior linebacker **Solon Page III** came away with errant Tennessee Tech passes, with Page III returning his 31 yards for a touchdown in the third stanza. Seeing his first action as a Vol, sophomore defensive end **Byron Young** tied for the team lead in tackles (6) with senior defensive lineman **Aubrey Solomon**. UT limited the Golden Eagles to 179 total yards, including only 35 on the ground. Tennessee got out to a 14-0 lead in the opening stanza, getting a short field on both scoring drives, thanks to a nifty, 25-yard punt return from Jones Jr. and later a 16-yard return by McCollough on his first career interception. Hooker and company needed only 25 seconds to generate points after starting at the TTU 33 on their second possession of the afternoon. On the second play of the drive, he found Payton in the corner of the end zone for a 29-yard touchdown pass.

Tennessee Tech	0	0	0	0	-	0
Tennessee	14	14	21	7	-	56

1st	10:50	UT	JaVonta Payton 29 yd pass from Hendon Hooker (Chase McGrath kick)
	04:47	UT	Jaylen Wright 1 yd run (Chase McGrath kick)
2nd	12:13	UT	Velus Jones Jr. 45 yd pass from Hendon Hooker (Chase McGrath kick)
	00:49	UT	Jacob Warren 1 yd pass from Hendon Hooker (Chase McGrath kick)
3rd	08:47	UT	Hendon Hooker 1 yd run (Chase McGrath kick)
	08:37	UT	Solon Page III 31 yd interception (Chase McGrath kick)
	03:38	UT	Tiyon Evans 1 yd run (Chase McGrath kick)
4th	07:35	UT	Harrison Bailey 2 yd run (JT Carver kick)

Team Stats

	TTU	UT
FIRST DOWNS	10	24
Rushing	4	10
Passing	5	10
Penalty	1	4
NET YARDS RUSHING	35	202
Rushing Attempts	28	47
Average Per Rush	1.3	4.3
Rushing Touchdowns	0	4
Rushing Yards Gained	70	208
Rushing Yards Lost	35	6
NET YARDS PASSING	144	215
Completions-Attempts-Interceptions	17-36-4	20-32-0
Average Per Attempt	4.0	6.7
Average Per Completion	8.5	10.8
Passing Touchdowns	0	3
TOTAL OFFENSE YARDS	179	417
Total Offensive Plays	64	79
Average Gain Per Play	2.8	5.3
Fumbles: Number-Lost	0-0	2-1
Penalties: Number-Yards	10-107	3-35
PUNTS-YARDS	8-309	4-154
Average Yards Per Punt	38.6	38.5
Net Yards Per Punt	34.6	38.8
Inside 20	3	1
50+ Yards	0	1
Touchbacks	0	0
Fair Catch	2	2
KICKOFFS-YARDS	1-56	9-532
Average Yards Per Kickoff	56.0	59.1
Net Yards Per Kickoff	43.0	40.7
Touchbacks	0	2
Fair Catch Yards	0	86
Punt returns: Number-Yards-TD	1-(-1)-0	4-32-0
Average Per Return	-1.0	8.0
Kickoff returns: Number-Yards-TD	2-30-0	1-23-0
Average Per Return	15.0	23.0
Interceptions: Number-Yards-TD	0-0-0	4-80-1
Fumble Returns: Number-Yards-TD	1-35-0	0-0-0
Miscellaneous Yards	0	0
Possession Time	34:26	25:34
Third-Down Conversions	4 of 17	4 of 13
Fourth-Down Conversions	0 of 1	4 of 5
Red-Zone Scores-Chances	0-0	5-5
Touchdowns	0-0	5-5
Field goals	0-0	0-5
Sacks By: Number-Yards	1-2	4-32
PAT	0-0	8-8
Field Goals	0-1	0-0
Points off turnovers	0	28

GAME RECAPS

GAME 4

Tennessee
#11/11 Florida14
38

Sept. 25, 2021
Ben Hill Griffin Stadium
Gainesville, Fla.
Attendance: 88,478
Time: 7:12 p.m. ET • Duration: 3:13

Tennessee

RUSHING	Att.	Gain	Loss	Net	TD	Long	Avg.
Jabari Small	11	60	1	59	0	16	5.4
Tiyon Evans	11	52	2	50	0	12	4.5
Hendon Hooker	13	35	12	23	0	15	1.8
Jalin Hyatt	1	10	0	10	0	10	10.0
Joe Milton III	1	6	0	6	0	6	6.0

PASSING	Cmp.	Att.	Yds.	TD	Int.	Long	Sacks
Hendon Hooker	13	23	221	2	0	75	3
Joe Milton III	2	8	54	0	0	37	0

RECEIVING	No.	Yds.	TD	Long
JaVonta Payton	2	82	1	75
Tiyon Evans	3	71	1	47
Velus Jones Jr.	3	64	0	37
Jacob Warren	2	23	0	15
Jabari Small	1	22	0	22
Cedric Tillman	3	10	0	5
Jimmy Calloway	1	3	0	3

PUNTING	No.	Yds.	Avg.	Long	I20	TB	50+
Paxton Brooks	6	259	43.2	61	1	1	1

FIELD GOALS	Att.	Made	Long	Kicks
Chase McGrath	1	0	n/a	47WR

Key: G=Good, WL=Wide Left, WR=Wide Right, S=Short, B=Blocked

ALL RETURNS	Punts			Kickoffs			Interceptions		
	No.	Yds.	Lg.	No.	Yds.	Lg.	No.	Yds.	Lg.
Velus Jones Jr.	0	0	0	4	82	22	0	0	0

Florida

RUSHING	Att.	Gain	Loss	Net	TD	Long	Avg.
Emory Jones	15	147	3	144	0	49	9.6
Dameon Pierce	8	62	0	62	0	14	7.8
Malik Davis	10	45	0	45	1	10	4.5
Nay'Quan Wright	7	36	4	32	1	23	4.6

PASSING	Cmp.	Att.	Yds.	TD	Int.	Long	Sacks
Emory Jones	21	27	209	2	0	33	1
Trent Whittemore	1	1	13	1	0	13	0

RECEIVING	No.	Yds.	TD	Long
Justin Shorter	3	54	0	33
Rick Wells	4	39	1	13
Xzavier Henderson	3	36	0	20
Jacob Copeland	3	32	0	17
Kemore Gamble	3	29	1	13
Malik Davis	2	14	1	10
Nay'Quan Wright	1	13	0	13
Trent Whittemore	1	3	0	3
Dameon Pierce	2	2	0	6

PUNTING	No.	Yds.	Avg.	Long	I20	TB	50+
Jeremy Crawshaw	3	137	45.7	58	2	1	1

FIELD GOALS	Att.	Made	Long	Kicks
Jace Christmann	1	1	47	47G

Key: G=Good, WL=Wide Left, WR=Wide Right, S=Short, B=Blocked

ALL RETURNS	Punts			Kickoffs			Interceptions		
	No.	Yds.	Lg.	No.	Yds.	Lg.	No.	Yds.	Lg.
Xzavier Henderson	1	5	5	0	0	0	0	0	0
Malik Davis	0	0	0	2	42	22	0	0	0

Vols Fall To No. 11 Florida in SEC Opener, 38-14

Trailing by only three at halftime, Tennessee was outscored 21-0 in the second half, falling to No. 11 Florida, 38-14, in its SEC opener at Ben Hill Griffin Stadium on Saturday evening. Quarterback **Hendon Hooker** earned his second straight start and completed 13-of-23 passes for 221 yards and two touchdowns, while a balanced rushing attack of **Jabari Small**, **Tiyon Evans** and Hooker combined for 148 yards on the ground. The Vols never turned the ball over and forced their first fumble of the season late in the second quarter, but it was not enough to overcome the Florida offensive attack. After conceding a touchdown on the Gators' first drive, Hooker and Small ripped off back-to-back rushes of 15 and 16 yards, respectively, before Hooker connected with Evans on a slip screen for a 47-yard score with 7:05 left in the first quarter. The Vol defense held the Gators to a field goal after the Florida offense drove into the red zone. Tennessee's defense then forced a 3-and-out giving the Vols the ball at the 11. Four plays later, UT finally connected on the elusive deep pass as Hooker found senior **JaVonta Payton** on a go-route on the left side for a 75-yard touchdown to go ahead 14-10 early in the second quarter. **Alontae Taylor** provided a key forced fumble in the second quarter that was recovered in the red zone by **Aaron Beasley**. The Gators would outscore the Vols 28-0 the rest of the way. **Trevon Flowers** led all tacklers with a career-best 15 on the night. Flowers' 15 tackles were the most in a game for Tennessee since Daniel Bituli had 19 in a 17-13 win over Kentucky on Nov. 9, 2019.

Tennessee	7	7	0	0	-	14
#11 Florida	10	7	14	7	-	38

1st	09:20	UF	Malik Davis 4 yd pass from Emory Jones (Jace Christmann kick)
1st	07:05	UT	Tiyon Evans 47 yd pass from Hendon Hooker (Chase McGrath kick)
1st	01:07	UF	Jace Christmann 47 yd field goal
2nd	11:31	UT	JaVonta Payton 75 yd pass from Hendon Hooker (Chase McGrath kick)
2nd	04:15	UF	Nay'Quan Wright 23 yd run (Jace Christmann kick)
3rd	12:21	UF	Kemore Gamble 13 yd pass from Trent Whittemore (Jace Christmann kick)
3rd	02:04	UF	Rick Wells 9 yd pass from Emory Jones (Jace Christmann kick)
4th	01:39	UF	Malik Davis 9 yd run (Jace Christmann kick)

Team Stats

	UT	UF
FIRST DOWNS	20	25
Rushing	10	11
Passing	9	13
Penalty	1	1
NET YARDS RUSHING	148	283
Rushing Attempts	37	40
Average Per Rush	4.0	7.1
Rushing Touchdowns	0	2
Rushing Yards Gained	163	290
Rushing Yards Lost	15	7
NET YARDS PASSING	275	222
Completions-Attempts-Interceptions	15-31-0	22-28-0
Average Per Attempt	8.9	7.9
Average Per Completion	18.3	10.1
Passing Touchdowns	2	3
TOTAL OFFENSE YARDS	423	505
Total Offensive Plays	68	68
Average Gain Per Play	6.2	7.4
Fumbles: Number-Lost	1-0	1-1
Penalties: Number-Yards	10-85	6-45
PUNTS-YARDS	6-259	3-137
Average Yards Per Punt	43.2	45.7
Net Yards Per Punt	39.0	39.0
Inside 20	1	2
50+ Yards	1	1
Touchbacks	1	1
Fair Catch	3	1
KICKOFFS-YARDS	3-190	7-439
Average Yards Per Kickoff	63.3	62.7
Net Yards Per Kickoff	41.0	41.1
Touchbacks	1	1
Fair Catch Yards	0	44
Punt returns: Number-Yards-TD	0-0-0	1-5-0
Average Per Return	0	5.0
Kickoff returns: Number-Yards-TD	4-82-0	2-42-0
Average Per Return	20.5	21.0
Interceptions: Number-Yards-TD	0-0-0	0-0-0
Fumble Returns: Number-Yards-TD	0-0-0	0-0-0
Miscellaneous Yards	0	0
Possession Time	24:31	35:29
Third-Down Conversions	5 of 13	9 of 14
Fourth-Down Conversions	1 of 2	0 of 1
Red-Zone Scores-Chances	0-1	5-5
Touchdowns	0-1	4-5
Field goals	0-1	1-5
Sacks By: Number-Yards	1-2	3-11
PAT	2-2	5-5
Field Goals	0-1	1-1
Points off turnovers	0	28

GAME RECAPS

GAME 5

Tennessee
Missouri62
24

Oct. 2, 2021
Memorial Stadium
Columbia, Mo.
Attendance: 45,655
Time: 11:03 a.m. ET • Duration: 3:33

Tennessee

RUSHING	Att.	Gain	Loss	Net	TD	Long	Avg.
Tiyon Evans	15	157	1	156	3	92	10.4
Hendon Hooker	15	82	2	80	1	19	5.3
Len'Neth Whitehead	9	76	0	76	0	33	8.4
Marcus Pierce Jr.	11	45	0	45	1	27	4.1
Joe Milton III	2	39	0	39	0	32	19.5
Jabari Small	3	38	0	38	0	21	12.7
Jaylen Wright	4	24	0	24	0	9	6.0

PASSING	Cmp.	Att.	Yds.	TD	Int.	Long	Sacks
Hendon Hooker	15	19	225	3	0	35	1

RECEIVING	No.	Yds.	TD	Long
Velus Jones Jr.	7	79	1	35
Cedric Tillman	4	73	1	29
JaVonta Payton	1	35	1	35
Princeton Fant	1	15	0	15
Jacob Warren	1	13	0	13
Len'Neth Whitehead	1	10	0	10

FIELD GOALS	Att.	Made	Long	Kicks
Chase McGrath	2	2	27	25G, 27G

Key: G=Good, WL=Wide Left, WR=Wide Right, S=Short, B=Blocked

ALL RETURNS	Punts			Kickoffs			Interceptions		
	No.	Yds.	Lg.	No.	Yds.	Lg.	No.	Yds.	Lg.
Velus Jones Jr.	2	16	15	1	21	21	0	0	0
Jaylen McCollough	0	0	0	0	0	0	1	29	29
Jeremy Banks	0	0	0	0	0	0	1	32	32

Missouri

RUSHING	Att.	Gain	Loss	Net	TD	Long	Avg.
Tyler Badie	21	64	23	41	1	15	2.0
Elijah Young	3	16	0	16	0	7	5.3
BJ Harris	1	15	0	15	0	15	15.0
D'ionte Smith	2	4	0	4	1	4	2.0
Dawson Downing	1	3	0	3	0	3	3.0
Chance Luper	1	2	0	2	0	2	2.0
Connor Bazelak	1	0	7	-7	0	0	-7.0

PASSING	Cmp.	Att.	Yds.	TD	Int.	Long	Sacks
Connor Bazelak	27	44	322	0	2	56	1

RECEIVING	No.	Yds.	TD	Long
Keke Chism	4	76	0	56
Tauskie Dove	4	68	0	38
D'ionte Smith	1	32	0	32
Tyler Badie	3	27	0	17
Dominic Lovett	3	26	0	11
Daniel Parker	2	26	0	17
Chance Luper	4	24	0	15
Messiah Swinson	2	21	0	11
JJ Hester	1	14	0	14
Barrett Banister	1	6	0	6
Elijah Young	1	2	0	2
BJ Harris	1	0	0	0

PUNTING	No.	Yds.	Avg.	Long	I20	TB	50+
Grant McKinniss	2	85	42.5	48	1	0	0

FIELD GOALS	Att.	Made	Long	Kicks
Harrison Mevis	1	1	43	43G

Key: G=Good, WL=Wide Left, WR=Wide Right, S=Short, B=Blocked

ALL RETURNS	Punts			Kickoffs			Interceptions		
	No.	Yds.	Lg.	No.	Yds.	Lg.	No.	Yds.	Lg.
Elijah Young	0	0	0	1	3	3	0	0	0
Kris Abrams-Draine	0	0	0	3	138	100	0	0	0

Historic Offensive Showing Lifts Vols Past Tigers, 62-24

A 683-yard offensive eruption and a dominating first half lifted Tennessee past Missouri on the road by a score of 62-24, as head coach **Josh Heupel** recorded his first career SEC victory. He did it against the school he previously served as offensive coordinator at. The Vols rushed for five touchdowns and 458 yards, representing the most rushing yards in a game for UT since a school-record 513 yards vs. Washington & Lee on Nov. 10, 1951. Tennessee scored on its first nine drives, including all seven drives in the first half. The Vols also did not punt in a game for the first time since Sept. 2009. **Tiyon Evans** led the ground attack with 156 yards and three scores in the first quarter. Evans broke off a 92-yard run -- the third-longest in program history -- that gave the Vols a 21-3 lead. He scored again just two minutes later, taking advantage of a **Jeremy Banks** 31-yard interception return to the 1-yard line. **Hendon Hooker** had complete command of the offense, finishing with 305 total yards of offense and four touchdowns with no picks. The Vols' 28 first-quarter points were their most in the first quarter of a game since scoring 35 vs. Arkansas on Nov. 11, 2000. UT put 45 points on the board in the first half, marking the highest scoring output in a half since tabbing 49 in the first half of a 70-3 victory over Louisiana-Monroe on Sept. 23, 2000. Defensively, the Vols limited one of the SEC's top rushing attacks to just 74 yards and 2.5 yards per carry. **Aaron Beasley** recorded a career-high eight tackles and 1.5 tackles for loss. **Jaylen McCollough** registered his second interception in three games.

Tennessee	28	17	10	7	-	62
Missouri	3	7	7	7	-	24

1st	12:28	UT	JaVonta Payton 35 yd pass from Hendon Hooker (Chase McGrath kick)
1st	07:13	MIZ	Harrison Mevis 43 yd field goal
1st	05:21	UT	Tiyon Evans 8 yd run (Chase McGrath kick)
1st	03:13	UT	Tiyon Evans 92 yd run (Chase McGrath kick)
1st	01:31	UT	Tiyon Evans 1 yd run (Chase McGrath kick)
2nd	11:38	MIZ	Tyler Badie 6 yd run (Mevis,Harrison kick)
2nd	10:01	UT	Velus Jones Jr. 35 yd pass from Hendon Hooker (Chase McGrath kick)
2nd	04:49	UT	Hendon Hooker 1 yd run (Chase McGrath kick)
2nd	00:19	UT	Chase McGrath 25 yd field goal
3rd	11:44	UT	Chase McGrath 27 yd field goal
3rd	11:32	MIZ	Kris Abrams-Draine 100 yd kickoff return (Mevis,Harrison kick)
3rd	07:25	UT	Cedric Tillman 24 yd pass from Hendon Hooker (Chase McGrath kick)
4th	05:47	MIZ	D'ionte Smith 4 yd run (Mevis,Harrison kick)
4th	01:46	UT	Marcus Pierce Jr. 27 yd run (Chase McGrath kick)

Team Stats

	UT	MIZ
FIRST DOWNS	35	21
Rushing	22	7
Passing	10	14
Penalty	3	0
NET YARDS RUSHING	458	74
Rushing Attempts	59	30
Average Per Rush	7.8	2.5
Rushing Touchdowns	5	2
Rushing Yards Gained	461	104
Rushing Yards Lost	3	30
NET YARDS PASSING	225	322
Completions-Attempts-Interceptions	15-19-0	27-44-2
Average Per Attempt	11.8	7.3
Average Per Completion	15.0	11.9
Passing Touchdowns	3	0
TOTAL OFFENSE YARDS	683	396
Total Offensive Plays	78	74
Average Gain Per Play	8.8	5.4
Fumbles: Number-Lost	0-0	0-0
Penalties: Number-Yards	2-20	9-97
PUNTS-YARDS	0-0	4-176
Average Yards Per Punt	0.0	44.0
Net Yards Per Punt	0.0	40.0
Inside 20	0	2
50+ Yards	0	0
Touchbacks	0	0
Fair Catch	0	1
KICKOFFS-YARDS	11-666	5-334
Average Yards Per Kickoff	60.5	66.8
Net Yards Per Kickoff	35.2	42.6
Touchbacks	5	4
Fair Catch Yards	21	0
Punt returns: Number-Yards-TD	2-16-0	0-0-0
Average Per Return	8.0	0.0
Kickoff returns: Number-Yards-TD	1-21-0	4-141-1
Average Per Return	21.0	35.2
Interceptions: Number-Yards-TD	2-61-0	0-0-0
Fumble Returns: Number-Yards-TD	0-0-0	0-0-0
Miscellaneous Yards	0	0
Possession Time	30:58	29:02
Third-Down Conversions	6 of 10	7 of 16
Fourth-Down Conversions	1 of 2	2 of 3
Red-Zone Scores-Chances	6-7	2-2
Touchdowns	4-7	2-2
Field goals	2-7	0-2
Sacks By: Number-Yards	1-7	1-2
PAT	8-8	3-3
Field Goals	2-2	1-1
Points off turnovers	7	0



GAME RECAPS

GAME 6

South Carolina Tennessee

20
45

Oct. 9, 2021
Neyland Stadium
Knoxville, Tenn.
Attendance: 89,437
Time: 12:01 p.m. ET • Duration: 3:28

Tennessee

RUSHING	Att.	Gain	Loss	Net	TD	Long	Avg.
Tiyon Evans	16	119	0	119	1	45	7.4
Hendon Hooker	20	91	25	66	1	21	3.3
Len'Neth Whitehead	10	41	0	41	1	12	4.1
Velus Jones Jr.	1	15	0	15	0	15	15.0
Marcus Pierce Jr.	2	6	0	6	0	5	3.0

PASSING	Cmp.	Att.	Yds.	TD	Int.	Long	Sacks
Hendon Hooker	17	23	225	3	0	39	6

RECEIVING	No.	Yds.	TD	Long
Velus Jones Jr.	6	103	1	31
Cedric Tillman	6	59	0	20
JaVonta Payton	1	39	1	39
Jalin Hyatt	3	21	1	11
Princeton Fant	1	3	0	3

PUNTING	No.	Yds.	Avg.	Long	I20	TB	50+
Paxton Brooks	5	220	44	60	1	1	2

FIELD GOALS	Att.	Made	Long	Kicks
Chase McGrath	1	1	25	25G

Key: G=Good, WL=Wide Left, WR=Wide Right, S=Short, B=Blocked

ALL RETURNS	Punts			Kickoffs			Interceptions		
	No.	Yds.	Lg.	No.	Yds.	Lg.	No.	Yds.	Lg.
Velus Jones Jr.	2	33	19	0	0	0	0	0	0
Miles Campbell	0	0	0	1	18	18	0	0	0
Jaylen McCollough	0	0	0	0	0	0	1	0	0

South Carolina

RUSHING	Att.	Gain	Loss	Net	TD	Long	Avg.
Kevin Harris	16	64	3	61	2	13	3.8
Juju McDowell	8	47	6	41	0	22	5.1
Luke Doty	9	52	23	29	0	23	3.2
MarShawn Lloyd	6	26	2	24	0	10	4.0
Dakereon Joyner	1	0	1	-1	0	0	-1.0
TEAM	1	0	1	-1	0	0	-1.0

PASSING	Cmp.	Att.	Yds.	TD	Int.	Long	Sacks
Luke Doty	19	31	167	0	0	24	4
Kai Kroeger	1	1	44	1	0	44	0
Josh Vann	1	1	6	0	0	6	0
Jordan Burch	0	1	0	0	1	0	0

RECEIVING	No.	Yds.	TD	Long
Payton Mangrum	1	44	1	44
Jaheim Bell	4	43	0	24
Dakereon Joyner	4	40	0	24
Jalen Brooks	3	26	0	12
Nick Muse	2	24	0	16
Josh Vann	3	12	0	12
Kevin Harris	2	12	0	7
Traevon Kenion	1	11	0	11
Juju McDowell	1	5	0	5

PUNTING	No.	Yds.	Avg.	Long	I20	TB	50+
Kai Kroeger	5	228	45.6	51	1	0	2

ALL RETURNS	Punts			Kickoffs			Interceptions		
	No.	Yds.	Lg.	No.	Yds.	Lg.	No.	Yds.	Lg.
Juju McDowell	0	0	0	3	81	39	0	0	0

Vols Strike Early, Cruise Past Gamecocks, 45-20

Tennessee struck for 28 points in the first quarter for the second straight game, riding a strong offensive attack to a 45-20 triumph over South Carolina Saturday afternoon at Neyland Stadium. It marked the first time in school history that UT put up back-to-back 28-point first quarters. The Vols scored points on six of their seven first-half drives to build a 38-7 lead at break. The Big Orange finished with 472 yards of total offense, 247 on the ground and 225 via the air. The Vols committed only two penalties on the afternoon and had no turnovers for the third straight game. Redshirt senior **Hendon Hooker** accounted for four touchdowns, all in the first half. He completed 17-of-23 passes for 225 yards and three scores, with 217 yards and all three TDs coming in the first 30 minutes. He connected with sophomore **Jalin Hyatt**, senior **JaVonta Payton** and redshirt senior **Velus Jones Jr.** for touchdowns. Jones Jr. led Tennessee with six receptions for 103 yards. Defensively, redshirt sophomore cornerback **Brandon Turnage** had a career-high 14 stops, including eight in the first half, in his first collegiate start filling in for an injured **Theo Jackson**. Senior safety **Trevon Flowers** and junior linebacker **Aaron Beasley** registered nine tackles apiece. Junior safety **Jaylen McCollough** registered his second interception in as many games.

South Carolina	0	7	7	6	-	20
Tennessee	28	10	0	7	-	45

1st	09:18	UT	Jalin Hyatt 3 yd pass from Hendon Hooker (Chase McGrath kick)
1st	06:46	UT	JaVonta Payton 39 yd pass from Hendon Hooker (Chase McGrath kick)
1st	00:58	UT	Hendon Hooker 11 yd run (Chase McGrath kick)
1st	00:12	UT	Velus Jones Jr. 21 yd pass from Hendon Hooker (Chase McGrath kick)
2nd	05:40	UT	Tiyon Evans 45 yd run (Chase McGrath kick)
2nd	02:04	SC	Kevin Harris 6 yd run (Parker White kick)
2nd	00:00	UT	Chase McGrath 25 yd field goal
3rd	07:15	SC	Payton Mangrum 44 yd pass from Kai Kroeger (Parker White kick)
4th	12:19	SC	Kevin Harris 1 yd run
4th	04:45	UT	Len'Neth Whitehead 2 yd run (Chase McGrath kick)

Team Stats

	SC	UT
FIRST DOWNS	22	24
Rushing	10	15
Passing	10	8
Penalty	2	1
NET YARDS RUSHING	153	247
Rushing Attempts	41	49
Average Per Rush	3.7	5.0
Rushing Touchdowns	2	3
Rushing Yards Gained	189	272
Rushing Yards Lost	36	25
NET YARDS PASSING	217	225
Completions-Attempts-Interceptions	21-34-1	17-23-0
Average Per Attempt	6.4	9.8
Average Per Completion	10.3	13.2
Passing Touchdowns	1	3
TOTAL OFFENSE YARDS	370	472
Total Offensive Plays	75	72
Average Gain Per Play	4.9	6.6
Fumbles: Number-Lost	2-1	0-0
Penalties: Number-Yards	5-35	2-30
PUNTS-YARDS	5-228	5-220
Average Yards Per Punt	45.6	44.0
Net Yards Per Punt	39	40
Inside 20	1	1
50+ Yards	2	2
Touchbacks	0	1
Fair Catch	2	3
KICKOFFS-YARDS	4-245	7-426
Average Yards Per Kickoff	61.2	60.9
Net Yards Per Kickoff	39.2	39.7
Touchbacks	1	3
Fair Catch Yards	45	2
Punt returns: Number-Yards-TD	0-0-0	2-33-0
Average Per Return	0.0	16.5
Kickoff returns: Number-Yards-TD	3-81-0	1-18-0
Average Per Return	27.0	18.0
Interceptions: Number-Yards-TD	0-0-0	1-0-0
Fumble Returns: Number-Yards-TD	0-0-0	0-0-0
Miscellaneous Yards	0	0
Possession Time	33:55	26:05
Third-Down Conversions	7 of 16	12 of 17
Fourth-Down Conversions	2 of 4	0 of 0
Red-Zone Scores-Chances	2-4	4-4
Touchdowns	2-4	3-4
Field goals	0-4	1-4
Sacks By: Number-Yards	6-25	4-23
PAT	2-2	6-6
Field Goals	0-0	1-1
Points off turnovers	0	14

GAME RECAPS

GAME 7

#13/14 Ole Miss Tennessee

31
26
Oct. 16, 2021
Neyland Stadium
Knoxville, Tenn.
Attendance: 102,455
Time: 7:39 p.m. ET • Duration: 4:33

Tennessee

RUSHING	Att.	Gain	Loss	Net	TD	Long	Avg.
Hendon Hooker	23	137	29	108	1	21	4.7
Jabari Small	21	96	4	92	1	26	4.4
Joe Milton III	1	13	0	13	0	13	13.0
Len'Neth Whitehead	2	7	0	7	0	7	3.5
Marcus Pierce Jr.	3	3	1	2	0	2	0.7

PASSING	Cmp.	Att.	Yds.	TD	Int.	Long	Sacks
Hendon Hooker	17	26	233	1	0	30	5
Joe Milton III	1	2	12	0	0	12	0
TEAM	0	1	0	0	0	0	0

RECEIVING	No.	Yds.	TD	Long
Velus Jones Jr.	6	93	0	30
Cedric Tillman	7	84	1	26
Jacob Warren	1	23	0	23
Jalin Hyatt	1	18	0	18
JaVonta Payton	1	12	0	12
Walker Merrill	1	12	0	12
Jabari Small	1	3	0	3

PUNTING	No.	Yds.	Avg.	Long	I20	TB	50+
Paxton Brooks	6	261	43.5	52	5	0	2

FIELD GOALS	Att.	Made	Long	Kicks
Chase McGrath	1	2	39	39G, 49WR

Key: G=Good, WL=Wide Left, WR=Wide Right, S=Short, B=Blocked

ALL RETURNS	Punts			Kickoffs			Interceptions		
	No.	Yds.	Lg.	No.	Yds.	Lg.	No.	Yds.	Lg.
Velus Jones Jr.	2	40	40	3	59	23	0	0	0
Jimmy Holiday	0	0	0	1	27	27	0	0	0
Trevon Flowers	0	0	0	0	0	0	1	0	0

Ole Miss

RUSHING	Att.	Gain	Loss	Net	TD	Long	Avg.
Matt Corral	30	222	27	195	0	32	6.5
Henry Parrish Jr.	10	45	4	41	0	10	4.1
Snoop Conner	15	29	5	24	2	7	1.6
Jerrion Ealy	7	23	4	19	0	7	2.7

PASSING	Cmp.	Att.	Yds.	TD	Int.	Long	Sacks
Matt Corral	21	38	231	2	1	50	5
Luke Altmyer	0	1	0	0	0	0	0

RECEIVING	No.	Yds.	TD	Long
Dontario Drummond	2	66	1	50
Dannis Jackson	2	42	1	33
Casey Kelly	3	31	0	12
Snoop Conner	3	25	0	12
Jahcour Pearson	2	20	0	19
Henry Parrish Jr.	5	19	0	9
Braylon Sanders	1	17	0	17
Jerrion Ealy	2	11	0	7
John Rhys Plumlee	1	0	0	0

PUNTING	No.	Yds.	Avg.	Long	I20	TB	50+
Mac Brown	4	179	44.8	53	3	0	2

FIELD GOALS	Att.	Made	Long	Kicks
Caden Costa	1	2	30	30G, 44WR

Key: G=Good, WL=Wide Left, S=Short, B=Blocked

ALL RETURNS	Punts			Kickoffs			Interceptions		
	No.	Yds.	Lg.	No.	Yds.	Lg.	No.	Yds.	Lg.
Dontario Drummond	1	-2	0	0	0	0	0	0	0
Dannis Jackson	0	0	0	3	57	22	0	0	0

No. 13/14 Ole Miss Survives Vols' Upset Bid, 31-26

Tennessee pushed No. 13/14 Ole Miss to the brink, coming up just short on a last-gasp drive and falling, 31-26, in front of a sellout #CheckerNeyland crowd of 102,455 at Neyland Stadium. It was the program's first sellout since the Georgia game in 2017 as former head coach Lane Kiffin returned. The Vols nearly completed a comeback set up by a 40-yard punt return from **Velus Jones Jr.** UT had two shots at a touchdown in the final 11 seconds, but a pass into the end zone fell incomplete, and redshirt junior reserve quarterback **Joe Milton** ran out of bounds at the eight as time expired. Milton had come on in the closing seconds after redshirt senior starter **Hendon Hooker** was injured on a first-down carry. Defensively, the Vols managed to limit scoring by an offense that came into the game averaging 46.2 points per game. After allowing 24 points in the first half, UT limited the Rebels to a single touchdown over the final 30 minutes, representing the fewest points scored by Ole Miss in a second half in the Kiffin era. The Rebels built a 24-9 advantage in the second quarter. The Vols tallied their first defensive safety since 2015 when **Omari Thomas** sacked Ole Miss quarterback Matt Corral that put UT on the board. The Vols scored 10 unanswered to make it 24-19, and then cut it again to one possession when Hooker finished off a 9-play, 88-yard drive on 5-yard touchdown run with 13:41 to go in the fourth quarter. Corral had not thrown an interception all season until **Trevon Flowers** did so on a deflected pass midway through the fourth stanza. **Jeremy Banks** led all tacklers with a career-best 15, including two for loss. **Matthew Butler** added a career-best two sacks, and the Vols registered 10 tackles for loss as a team for the second straight game. Play was delayed for 18 minutes in the final minute with debris on the field.

#13/14 Ole Miss	10	14	7	0	-	31
Tennessee	9	3	7	7	-	26

1st	09:50	OM	Snoop Conner 1 yd run (Caden Costa kick)
1st	04:35	UT	Omari Thomas 0 yd safety
1st	03:51	UT	Cedric Tillman 16 yd pass from Hendon Hooker (Chase McGrath kick)
1st	00:44	OM	Caden Costa 30 yd field goal
2nd	11:27	OM	Dannis Jackson 33 yd pass from Matt Corral (Caden Costa kick)
2nd	05:30	OM	Snoop Conner 1 yd run (Caden Costa kick)
2nd	00:00	UT	Chase McGrath 39 yd field goal
3rd	12:38	UT	Jabari Small 1 yd run (Chase McGrath kick)
3rd	02:04	OM	Dontario Drummond 16 yd pass from Matt Corral (Caden Costa kick)
4th	13:41	UT	Hendon Hooker 5 yd run (Chase McGrath kick)

Team Stats

	OM	UT
FIRST DOWNS	29	29
Rushing	17	16
Passing	11	11
Penalty	1	2
NET YARDS RUSHING	279	22
Rushing Attempts	62	50
Average Per Rush	4.5	4.4
Rushing Touchdowns	2	2
Rushing Yards Gained	319	256
Rushing Yards Lost	40	34
NET YARDS PASSING	231	245
Completions-Attempts-Interceptions	21-39-1	18-29-0
Average Per Attempt	5.9	8.4
Average Per Completion	11.0	13.6
Passing Touchdowns	2	1
TOTAL OFFENSE YARDS	510	467
Total Offensive Plays	101	79
Average Gain Per Play	5.0	5.9
Fumbles: Number-Lost	2-0	2-1
Penalties: Number-Yards	10-75	6-48
PUNTS-YARDS	4-179	6-261
Average Yards Per Punt	44.8	43.5
Net Yards Per Punt	34.8	43.8
Inside 20	3	5
50+ Yards	2	2
Touchbacks	0	0
Fair Catch	1	3
KICKOFFS-YARDS	7-432	4-218
Average Yards Per Kickoff	61.7	54.5
Net Yards Per Kickoff	39.1	39.5
Touchbacks	2	0
Fair Catch Yards	22	3
Punt returns: Number-Yards-TD	1-(-2)-0	2-40-0
Average Per Return	-2.0	20.0
Kickoff returns: Number-Yards-TD	3-57-0	4-86-0
Average Per Return	19.0	21.5
Interceptions: Number-Yards-TD	0-0-0	1-0-0
Fumble Returns: Number-Yards-TD	1-0-0	0-0-0
Miscellaneous Yards	0	0
Possession Time	34:09	25:51
Third-Down Conversions	11 of 21	9 of 17
Fourth-Down Conversions	2 of 3	0 of 1
Red-Zone Scores-Chances	4-4	3-3
Touchdowns	3-4	3-3
Field goals	1-4	0-3
Sacks By: Number-Yards	5-28	5-19
PAT	4-4	3-3
Field Goals	1-2	1-2
Points off turnovers	0	0

GAME RECAPS

GAME 8

Tennessee #4/4 Alabama

24
52

Oct. 23, 2021
Bryant-Denny Stadium
Tuscaloosa, Ala.
Attendance: 100,077
Time: 6:05 p.m. CT • Duration: 3:33

Tennessee

RUSHING	Att.	Gain	Loss	Net	TD	Long	Avg.
Tiyon Evans	7	30	0	30	0	7	4.3
Hendon Hooker	13	37	10	27	0	12	2.1
Jabari Small	7	12	4	8	0	6	1.1

PASSING	Cmp.	Att.	Yds.	TD	Int.	Long	Sacks
Hendon Hooker	19	28	282	3	1	70	3

RECEIVING	No.	Yds.	TD	Long
Cedric Tillman	7	152	1	70
JaVonta Payton	2	59	1	57
Jabari Small	4	39	0	16
Velus Jones Jr.	3	18	1	8
Jalin Hyatt	3	14	0	5

PUNTING	No.	Yds.	Avg.	Long	I20	TB	50+
Paxton Brooks	7	310	44.3	54	2	0	2

FIELD GOALS	Att.	Made	Long	Kicks
Chase McGrath	1	1	32	32G

Key: G=Good, WL=Wide Left, WR=Wide Right, S=Short, B=Blocked

ALL RETURNS	Punts			Kickoffs			Interceptions		
	No.	Yds.	Lg.	No.	Yds.	Lg.	No.	Yds.	Lg.
Trevon Flowers	1	6	6	0	0	0	0	0	0
De'Shawn Rucker	1	12	12	0	0	0	0	0	0

Alabama

RUSHING	Att.	Gain	Loss	Net	TD	Long	Avg.
Brian Robinson Jr.	26	109	2	107	3	15	4.1
Bryce Young	10	56	14	42	2	16	4.2
Roydell Williams	8	29	0	29	0	9	3.6
Trey Sanders	3	19	0	19	0	11	6.3
John Metchie	1	8	0	8	0	8	8.0
TEAM	1	0	2	-2	0	0	-2.0

PASSING	Cmp.	Att.	Yds.	TD	Int.	Long	Sacks
Bryce Young	31	43	371	2	0	65	2

RECEIVING	No.	Yds.	TD	Long
Jameson Williams	6	123	0	65
John Metchie	11	121	2	28
Cameron Latu	3	55	0	27
Trasheson Holden	2	34	0	26
Brian Robinson Jr.	4	16	0	17
Slade Bolden	3	16	0	7
Jahleel Billingsley	1	8	0	8
Roydell Williams	1	-2	0	0

PUNTING	No.	Yds.	Avg.	Long	I20	TB	50+
James Burnip	2	85	42.5	46	0	0	0
TEAM	1	0	0	0	0	0	0

FIELD GOALS	Att.	Made	Long	Kicks
Will Reichard	2	1	45	54S, 45G

Key: G=Good, WL=Wide Left, WR=Wide Right, S=Short, B=Blocked

ALL RETURNS	Punts			Kickoffs			Interceptions		
	No.	Yds.	Lg.	No.	Yds.	Lg.	No.	Yds.	Lg.
Slade Bolden	0	0	0	1	10	10	0	0	0
Armour-Davis, Jalyn	0	0	0	0	0	0	1	47	47

Vols Battle Hard, No. 4 Tide Pull Away Late, 52-24

It was a scrappy, back-and-forth battle for three quarters of play, but No. 4 Alabama used a 28-point fourth quarter performance to defeat Tennessee, 52-24, on Saturday night in Bryant-Denny Stadium. **Hendon Hooker** completed 19-of-28 passes for 283 yards and three touchdowns. He hit a pair of deep balls for scores, linking up with **Cedric Tillman** for 70 yards and **JaVonta Payton** for 57 yards. Tillman finished with seven catches for a career-best 152 yards. His score in the fourth quarter made it a one possession game. A normally strong Vol rushing attack was shut down by the eighth-best rushing defense. The Vols were held to 64 yards on the ground, representing the first time this season UT was held under 100-yards rushing. Alabama controlled much of the game, running 92 plays to the Vols' 55. Tennessee took a 14-7 lead after one quarter, but the Tide responded with 14 unanswered. It marked the first time since 2010 that UT led Alabama after the first quarter and the first time since 1995 the Vols scored 14 in the first period vs. the Tide. The Vol defense came out strong in the second half and forced back-to-back three-and-outs. **De'Shawn Rucker** came screaming off the right edge and blocked a punt setting UT up in great position in the third quarter. The Vols settled for a 32-yard **Chase McGrath** field goal, narrowing the deficit to 21-17. Alabama's methodical rushing attack was too persistent for the Tennessee defense, rattling off 21 unanswered for the final score. Defensively, **Jeremy Banks** led all tacklers with 12, while **Matthew Butler** finished with 1.5 tackles for loss. **Kamal Hadden**, making his first career start at cornerback in place of an ill **Warren Burrell**, recorded eight tackles, one tackle for loss and one forced fumble.

Tennessee	14	0	3	7	-	24
#4/4 Alabama	7	14	3	28	-	52

1st	08:05	UA	Brian Robinson Jr. 8 yd run (Will Reichard kick)
1st	06:15	UT	Velus Jones Jr. 8 yd pass from Hendon Hooker (Chase McGrath kick)
1st	00:26	UT	JaVonta Payton 57 yd pass from Hendon Hooker (Chase McGrath kick)
2nd	09:27	UA	Bryce Young 5 yd run (Will Reichard kick)
2nd	02:34	UA	John Metchie 6 yd pass from Bryce Young (Will Reichard kick)
3rd	09:44	UT	Chase McGrath 32 yd field goal
3rd	06:22	UA	Will Reichard 45 yd field goal
4th	14:51	UA	Bryce Young 6 yd run (Will Reichard kick)
4th	14:30	UT	Cedric Tillman 70 yd pass from Hendon Hooker (Chase McGrath kick)
4th	12:42	UA	Brian Robinson Jr. 15 yd run (Will Reichard kick)
4th	08:51	UA	Brian Robinson Jr. 1 yd run (Will Reichard kick)
4th	05:01	UA	John Metchie 19 yd pass from Bryce Young (Will Reichard kick)

Team Stats

	UT	UA
FIRST DOWNS	10	33
Rushing	2	12
Passing	7	18
Penalty	1	3
NET YARDS RUSHING	65	203
Rushing Attempts	27	49
Average Per Rush	2.4	4.1
Rushing Touchdowns	0	5
Rushing Yards Gained	79	221
Rushing Yards Lost	14	18
NET YARDS PASSING	282	371
Completions-Attempts-Interceptions	19-28-1	31-43-0
Average Per Attempt	10.1	8.6
Average Per Completion	14.8	12.0
Passing Touchdowns	3	2
TOTAL OFFENSE YARDS	347	574
Total Offensive Plays	55	92
Average Gain Per Play	6.3	6.2
Fumbles: Number-Lost	0-0	2-1
Penalties: Number-Yards	12-98	4-30
PUNTS-YARDS	7-310	3-85
Average Yards Per Punt	44.3	28.3
Net Yards Per Punt	44.3	22.3
Inside 20	2	0
50+ Yards	2	0
Touchbacks	0	0
Fair Catch	6	1
KICKOFFS-YARDS	5-255	9-577
Average Yards Per Kickoff	51.0	64.1
Net Yards Per Kickoff	39	40
Touchbacks	2	6
Fair Catch Yards	0	67
Punt returns: Number-Yards-TD	2-18-0	0-0-0
Average Per Return	9.0	0.0
Kickoff returns: Number-Yards-TD	0-0-0	1-10-0
Average Per Return	0.0	10.0
Interceptions: Number-Yards-TD	0-0-0	1-47-0
Fumble Returns: Number-Yards-TD	1-0-0	0-0-0
Miscellaneous Yards	0	0
Possession Time	19:34	40:26
Third-Down Conversions	2 of 13	15 of 20
Fourth-Down Conversions	0 of 1	0 of 0
Red-Zone Scores-Chances	2-2	7-7
Touchdowns	1-2	7-7
Field goals	1-2	0-7
Sacks By: Number-Yards	2-14	3-10
PAT	3-3	7-7
Field Goals	1-1	1-2
Points off turnovers	0	7

GAME RECAPS

GAME 9

Tennessee

45

#18/17/18 Kentucky

42

Nov. 6, 2021

Kroger Field

Lexington, Ky.

Attendance: 61,690

Time: 7:05 p.m. ET • Duration: 3:38

Tennessee

RUSHING	Att.	Gain	Loss	Net	TD	Long	Avg.
Jabari Small	4	55	0	55	1	37	13.8
Jaylen Wright	7	50	0	50	0	21	7.1
Hendon Hooker	11	63	22	41	0	25	3.7
Tiyon Evans	1	9	0	9	0	9	9.0
JaVonta Payton	1	0	2	-2	0	0	-2.0
TEAM	3	0	8	-8	0	0	-2.7

PASSING	Cmp.	Att.	Yds.	TD	Int.	Long	Sacks
Hendon Hooker	15	20	316	4	0	75	5

RECEIVING	No.	Yds.	TD	Long
Velus Jones Jr.	5	100	1	72
Cedric Tillman	6	79	1	37
JaVonta Payton	2	78	1	75
Jalin Hyatt	1	41	0	41
Jacob Warren	1	18	1	18

PUNTING	No.	Yds.	Avg.	Long	I20	TB	50+
Paxton Brooks	1	52	52	52	0	0	1

FIELD GOALS	Att.	Made	Long	Kicks
Chase McGrath	2	1	43	43G, 35WR

Key: G=Good, WL=Wide Left, WR=Wide Right, S=Short, B=Blocked

ALL RETURNS	Punts			Kickoffs			Interceptions		
	No.	Yds.	Lg.	No.	Yds.	Lg.	No.	Yds.	Lg.
Velus Jones Jr.	0	0	0	1	31	31	0	0	0
Holiday, Jimmy	0	0	0	1	33	33	0	0	0
Alontae Taylor	0	0	0	0	0	0	1	56	56

Kentucky

RUSHING	Att.	Gain	Loss	Net	TD	Long	Avg.
Chris Rodriguez Jr.	22	109	0	109	0	18	5.0
Kavosiey Smoke	11	53	0	53	1	18	4.8
Will Levis	15	72	25	47	2	17	3.1
JuTahn McClain	1	16	0	16	0	16	16.0

PASSING	Cmp.	Att.	Yds.	TD	Int.	Long	Sacks
Will Levis	31	49	372	3	1	31	3
Chauncey Magwood	1	1	15	0	0	15	0

RECEIVING	No.	Yds.	TD	Long
Wan'Dale Robinson	13	166	1	31
Izayah Cummings	4	75	1	28
Josh Ali	7	74	0	13
Justin Rigg	3	20	1	14
Brenden Bates	2	18	0	13
Chauncey Magwood	1	17	0	17
Will Levis	1	15	0	15
JuTahn McClain	1	2	0	2

FIELD GOALS	Att.	Made	Long	Kicks
Matt Ruffolo	1	0	n/a	50WR

Key: G=Good, WL=Wide Left, WR=Wide Right, S=Short, B=Blocked

Vols Outlast No. 18 Wildcats In Road Shootout, 45-42

It featured five lead changes, a combined 11 touchdowns and 1,073 yards of total offense as Tennessee outlasted No. 18 Kentucky, 45-42, on a cold Saturday night in Lexington. It was the Volunteers' first win over a top 20 opponent on the road since 2006. Kentucky dominated time of possession, 46:08 to 13:52, and the Wildcats ran 99 plays to Tennessee's 47. QB **Hendon Hooker** was spectacular, completing 15-of-20 passes for a career-high 316 yards and four touchdowns. He completed two throws of 70+ yards, marking the first time since at least 2000 that the Vols posted two offensive plays of 70 or more yards in the same game. He connected with **JaVonta Payton**, who dashed 75 yards down the sideline on the first play of the game. Three plays later on the ensuing possession, he hit **Velus Jones Jr.** for a 72-yarder as the Vols continued their first-quarter success. The Vols took a 24-21 advantage into halftime on a well-executed drive in the final minute that culminated with a **Chase McGrath** 43-yard field goal as time expired. The Vols built a 10-point advantage on back-to-back scoring plays in the third quarter. **Jabari Small** ripped off a 37-yard touchdown run. Then, **Alontae Taylor** stepped in front a Will Levis pass and returned it 56 yards for a touchdown with 6:23 remaining in the third quarter. The teams traded scores again, and Hooker finished off a three-play, 47-yard drive when he found **Cedric Tillman** on a 6-yard touchdown that proved to be the game winner in the fourth quarter. The Vol defense came up big in the final minute. With the Wildcats trailing by three and down to the UT 38 yard-line, Tennessee forced four consecutive Levis incompletions to create a turnover on downs. Defensively, UT's linebacker duo of **Jeremy Banks** and **Aaron Beasley** each posted a game-high 14 tackles. **Theo Jackson** tallied a career-high three pass breakups.

Tennessee	14	10	14	7	-	45
#18/17 Kentucky	7	14	14	7	-	42

1st	14:49	UT	JaVonta Payton 75 yd pass from Hendon Hooker (Chase McGrath kick)
1st	06:13	UK	Kavosiey Smoke 9 yd run (Matt Ruffolo kick)
1st	05:47	UT	Velus Jones Jr. 72 yd pass from Hendon Hooker (Chase McGrath kick)
2nd	10:23	UK	Will Levis 8 yd run (Matt Ruffolo kick)
2nd	03:57	UK	Justin Rigg 3 yd pass from Will Levis (Matt Ruffolo kick)
2nd	01:14	UT	Jacob Warren 18 yd pass from Hendon Hooker (Chase McGrath kick)
2nd	00:00	UT	Chase McGrath 43 yd field goal
3rd	09:56	UK	Will Levis 2 yd run (Matt Ruffolo kick)
3rd	09:11	UT	Jabari Small 37 yd run (Chase McGrath kick)
3rd	06:23	UT	Alontae Taylor 56 yd interception (Chase McGrath kick)
3rd	01:20	UK	Wan'Dale Robinson 15 yd pass from Will Levis (Matt Ruffolo kick)
4th	11:40	UT	Cedric Tillman 6 yd pass from Hendon Hooker (Chase McGrath kick)
4th	09:36	UK	Izayah Cummings 24 yd pass from Will Levis (Matt Ruffolo kick)

Team Stats

	UT	UK
FIRST DOWNS	17	35
Rushing	7	14
Passing	9	20
Penalty	1	1
NET YARDS RUSHING	145	225
Rushing Attempts	27	49
Average Per Rush	5.4	4.6
Rushing Touchdowns	1	3
Rushing Yards Gained	177	250
Rushing Yards Lost	32	25
NET YARDS PASSING	316	387
Completions-Attempts-Interceptions	15-20-0	32-50-1
Average Per Attempt	15.8	7.7
Average Per Completion	21.1	12.1
Passing Touchdowns	4	3
TOTAL OFFENSE YARDS	461	612
Total Offensive Plays	47	99
Average Gain Per Play	9.8	6.2
Fumbles: Number-Lost	3-1	0-0
Penalties: Number-Yards	6-40	7-58
PUNTS-YARDS	1-52	0-0
Average Yards Per Punt	52.0	0.0
Net Yards Per Punt	52	0
Inside 20	0	0
50+ Yards	1	0
Touchbacks	0	0
Fair Catch	1	0
KICKOFFS-YARDS	7-455	7-433
Average Yards Per Kickoff	65.0	61.9
Net Yards Per Kickoff	40	35.1
Touchbacks	7	4
Fair Catch Yards	0	23
Punt returns: Number-Yards-TD	0-0-0	0-0-0
Average Per Return	0.0	0.0
Kickoff returns: Number-Yards-TD	2-64-0	0-0-0
Average Per Return	32.0	0.0
Interceptions: Number-Yards-TD	1-56-1	0-0-0
Fumble Returns: Number-Yards-TD	0-0-0	0-0-0
Miscellaneous Yards	0	0
Possession Time	13:52	46:08
Third-Down Conversions	3 of 8	12 of 17
Fourth-Down Conversions	0 of 1	1 of 4
Red-Zone Scores-Chances	2-3	5-5
Touchdowns	2-3	5-5
Field goals	0-3	0-5
Sacks By: Number-Yards	3-25	5-21
PAT	6-6	6-6
Field Goals	1-2	0-1
Points off turnovers	7	7



GAME RECAPS

GAME 10

#1/1/1 Georgia Tennessee

 41
17

Nov. 13, 2021
Neyland Stadium
Knoxville, Tenn.
Attendance: 100,074
Time: 3:39 p.m. ET • Duration: 3:47

Tennessee

RUSHING	Att.	Gain	Loss	Net	TD	Long	Avg.
Jabari Small	12	49	0	49	0	10	4.1
Jaylen Wright	5	14	0	14	0	8	2.8
Hendon Hooker	17	58	51	7	0	14	0.4
Joe Milton III	2	0	15	-15	0	0	-7.5

PASSING	Cmp.	Att.	Yds.	TD	Int.	Long	Sacks
Hendon Hooker	24	37	244	1	1	51	5
Joe Milton III	6	10	88	1	0	53	1
Princeton Fant	0	1	0	0	0	0	0

RECEIVING	No.	Yds.	TD	Long
Cedric Tillman	10	200	1	53
Ramel Keyton	5	48	0	15
Velus Jones Jr.	8	44	1	11
Jalin Hyatt	5	24	0	7
JaVonta Payton	1	8	0	8
Princeton Fant	1	8	0	8

PUNTING	No.	Yds.	Avg.	Long	I20	TB	50+
Paxton Brooks	4	180	45	49	1	0	0

FIELD GOALS	Att.	Made	Long	Kicks
Chase McGrath	1	1	24	24G

Key: G=Good, WL=Wide Left, WR=Wide Right, S=Short, B=Blocked

ALL RETURNS	Punts			Kickoffs			Interceptions		
	No.	Yds.	Lg.	No.	Yds.	Lg.	No.	Yds.	Lg.
Velus Jones Jr.	4	54	24	1	20	20	0	0	0

Georgia

RUSHING	Att.	Gain	Loss	Net	TD	Long	Avg.
James Cook	10	104	0	104	2	39	10.4
Zamir White	12	55	0	55	0	14	4.6
Kenny McIntosh	7	50	4	46	1	15	6.6
Stetson Bennett	8	58	18	40	1	13	5.0
Brock Bowers	1	24	0	24	0	24	24.0
Daijun Edwards	3	5	0	5	0	3	1.7

PASSING	Cmp.	Att.	Yds.	TD	Int.	Long	Sacks
Stetson Bennett	17	29	213	1	0	23	2

RECEIVING	No.	Yds.	TD	Long
Adonai Mitchell	5	65	0	22
James Cook	3	43	1	23
Kearis Jackson	2	32	0	19
Brock Bowers	2	23	0	14
Jermaine Burton	1	21	0	21
Ladd McConkey	1	14	0	14
Darnell Washington	1	8	0	8
Kenny McIntosh	1	4	0	4
Zamir White	1	3	0	3

PUNTING	No.	Yds.	Avg.	Long	I20	TB	50+
Jake Camarda	5	254	50.8	62	1	0	2

FIELD GOALS	Att.	Made	Long	Kicks
Jack Podlesny	2	2	40	40G, 26G

Key: G=Good, WL=Wide Left, WR=Wide Right, S=Short, B=Blocked

ALL RETURNS	Punts			Kickoffs			Interceptions		
	No.	Yds.	Lg.	No.	Yds.	Lg.	No.	Yds.	Lg.
Kearis Jackson	1	5	5	1	18	18	0	0	0
Zamir White	0	0	0	1	17	17	0	0	0
Derion Kendrick	0	0	0	0	0	0	1	13	13

Vols Jump On No. 1 Georgia Early, But Fall 41-17

An energized Tennessee squad surged ahead of No. 1 Georgia twice in the first half, but the unbeaten Bulldogs overcame a second-quarter deficit to defeat the Vols, 41-17, in front of a Homecoming crowd of 100,074 on Saturday at Neyland Stadium. UGA fell behind 7-0 and 10-7 after UT scored on two of its first three possessions, but the Bulldogs tallied 27 unanswered points to pull away. The 17 points and 387 total yards were the most allowed by Georgia all season as they came in allowing 6.6 ppg and 238.8 ypg. WR **Cedric Tillman** hauled in 10 passes for 200 yards, marking career bests in both categories. The 200 yards were the most recorded by a Vol receiver since Cordarrelle Patterson had 219 against Troy on Nov. 3, 2012. It was also the ninth 200-yard receiving game in program history. QB **Hendon Hooker** posted career highs for pass completions and attempts, going 24-for-37 and carding his third-best yardage total this season with 244. He threw for a touchdown and had an interception, only his third pick of the year. He guided the Vols on a 10-play, 77-yard drive on the game's first possession, culminating with a 9-yard touchdown pass to **Velus Jones Jr.** on third down. It was the first, first-quarter touchdown allowed by Georgia all season. UT followed that up two drives later, going 76 yards on 13 plays before settling for a **Chase McGrath** 24-yard field goal that gave the Vols a 10-7 advantage at the end of the first quarter. The Bulldogs came in allowing only 12 total points in first quarters all season. They pulled away late in the second quarter and then outscored the Vols 17-7 in the second half. Defensively, LB **Jeremy Banks** registered his fourth straight double-digit tackle game with a career-high-tying 15. CB **Alontae Taylor** registered a career high in stops with his first career double-digit tackle game with 10. Tillman capped a dominating night with the final score, hauling in a 12-yard TD pass from **Joe Milton III**.

#1/1 Georgia	7	17	3	14	-	41
Tennessee	10	0	0	7	-	17

1st	11:43	UT	Velus Jones Jr. 9 yd pass from Hendon Hooker (Chase McGrath kick)
1st	09:11	UGA	James Cook 39 yd run (Jack Podlesny kick)
1st	01:39	UT	Chase McGrath 24 yd field goal
2nd	09:42	UGA	Jack Podlesny 40 yd field goal
2nd	07:24	UGA	Stetson Bennett 9 yd run (Jack Podlesny kick)
2nd	00:37	UGA	James Cook 23 yd pass from Stetson Bennett (Jack Podlesny kick)
3rd	04:41	UGA	Jack Podlesny 26 yd field goal
4th	13:14	UGA	James Cook 5 yd run (Jack Podlesny kick)
4th	07:03	UGA	Kenny McIntosh 5 yd run (Jack Podlesny kick)
4th	03:38	UT	Cedric Tillman 12 yd pass from Joe Milton III (Chase McGrath kick)

Team Stats

	UGA	UT
FIRST DOWNS	26	22
Rushing	14	5
Passing	12	15
Penalty	0	2
NET YARDS RUSHING	274	55
Rushing Attempts	41	36
Average Per Rush	6.7	1.5
Rushing Touchdowns	4	0
Rushing Yards Gained	296	121
Rushing Yards Lost	22	66
NET YARDS PASSING	213	332
Completions-Attempts-Interceptions	17-29-0	30-48-1
Average Per Attempt	7.3	6.9
Average Per Completion	12.5	11.1
Passing Touchdowns	1	2
TOTAL OFFENSE YARDS	487	387
Total Offensive Plays	70	84
Average Gain Per Play	7.0	4.6
Fumbles: Number-Lost	0-0	3-1
Penalties: Number-Yards	5-55	6-40
PUNTS-YARDS	5-254	4-180
Average Yards Per Punt	50.8	45.0
Net Yards Per Punt	40	43.8
Inside 20	1	1
50+ Yards	2	0
Touchbacks	0	0
Fair Catch	1	3
KICKOFFS-YARDS	8-512	4-239
Average Yards Per Kickoff	64.0	59.8
Net Yards Per Kickoff	40.2	38.5
Touchbacks	5	2
Fair Catch Yards	45	0
Punt returns: Number-Yards-TD	1-5-0	4-54-0
Average Per Return	5.0	13.5
Kickoff returns: Number-Yards-TD	2-35-0	1-20-0
Average Per Return	17.5	20.0
Interceptions: Number-Yards-TD	1-13-1	0-0-0
Fumble Returns: Number-Yards-TD	0-0-0	0-0-0
Miscellaneous Yards	0	0
Possession Time	32:40	27:20
Third-Down Conversions	5 of 12	9 of 20
Fourth-Down Conversions	0 of 0	3 of 5
Red-Zone Scores-Chances	4-4	3-5
Touchdowns	3-4	2-5
Field goals	1-4	1-5
Sacks By: Number-Yards	6-57	2-18
PAT	5-5	2-2
Field Goals	2-2	1-1
Points off turnovers	14	0



GAME RECAPS

GAME 11

South Alabama
Tennessee14
60

Nov. 20, 2021
Neyland Stadium
Knoxville, Tenn.
Attendance: 75,203
Time: 7:37 p.m. ET • Duration: 3:23

Tennessee

RUSHING	Att.	Gain	Loss	Net	TD	Long	Avg.
Jaylen Wright	13	83	0	83	1	17	6.4
Jabari Small	11	73	0	73	2	28	6.6
Len'Neth Whitehead	6	60	0	60	1	45	10.0
Hendon Hooker	7	26	5	21	1	15	3.0
Marcus Pierce Jr.	3	19	1	18	0	10	6.0
Dee Beckwith	1	2	0	2	0	2	2.0
Joe Milton III	2	2	9	-7	0	2	-3.5

PASSING	Cmp.	Att.	Yds.	TD	Int.	Long	Sacks
Hendon Hooker	17	20	273	2	0	43	2
Joe Milton III	5	7	32	0	0	11	1
Gaston Moore	2	2	6	0	0	3	0

RECEIVING	No.	Yds.	TD	Long
Velus Jones Jr.	6	103	0	41
Cedric Tillman	5	100	1	43
Princeton Fant	3	40	1	24
Jacob Warren	4	33	0	14
Ramel Keyton	1	14	0	14
Jalin Hyatt	1	11	0	11
Hunter Salmon	3	7	0	4
Grant Frerking	1	3	0	3

PUNTING	No.	Yds.	Avg.	Long	I20	TB	50+
Paxton Brooks	2	64	32	33	1	0	0

ALL RETURNS	Punts			Kickoffs			Interceptions		
	No.	Yds.	Lg.	No.	Yds.	Lg.	No.	Yds.	Lg.
Velus Jones Jr.	3	47	33	1	96	96	0	0	0
Trevon Flowers	0	0	0	1	15	15	0	0	0
Jimmy Holiday	0	0	0	1	23	23	0	0	0

South Alabama

RUSHING	Att.	Gain	Loss	Net	TD	Long	Avg.
Kareem Walker	7	34	5	29	0	13	4.1
Bryan Hill	10	28	1	27	0	11	2.7
Keith Gallmon Jr.	1	26	0	26	0	26	26.0
Desmond Trotter	12	29	19	10	0	8	0.8
Jared Wilson	1	5	0	5	0	5	5.0
Terrion Avery	3	4	5	-1	0	2	-0.3
AJ Phillips	2	0	2	-2	0	0	-1.0
TEAM	1	0	25	-25	0	0	-25.0

PASSING	Cmp.	Att.	Yds.	TD	Int.	Long	Sacks
Desmond Trotter	19	32	216	2	0	68	4

RECEIVING	No.	Yds.	TD	Long
Jalen Tolbert	7	143	1	68
Jalen Wayne	2	55	0	28
Brandon Crum	1	11	0	11
Kareem Walker	3	8	0	5
Lincoln Sefcik	2	5	1	3
Bryan Hill	1	2	0	2
Caullin Lacy	2	-1	0	2
Jared Wilson	1	-7	0	0

PUNTING	No.	Yds.	Avg.	Long	I20	TB	50+
Jack Brooks	6	238	39.7	51	2	0	1

ALL RETURNS	Punts			Kickoffs			Interceptions		
	No.	Yds.	Lg.	No.	Yds.	Lg.	No.	Yds.	Lg.
Devin Rockette	0	0	0	1	22	22	0	0	0

Quick-Strike Vols Race Past Jaguars, 60-14

Tennessee scored in all three phases of the game and put up points in lightning-quick fashion, racing past South Alabama, 60-14, on a chilly Saturday night in Neyland Stadium. The Vols became bowl eligible in **Josh Heupel's** first season with the win. UT needed only 14:59 of possession time to score its first 56 points vs. the Jaguars. The Vols didn't punt until the 8:17 mark in the fourth quarter and forced USA to punt on six of its 13 possessions, including six of its first eight. It also ended two Jaguar drives on downs and two more via safeties in the fourth quarter. It marked the first time since the Auburn game in 1989 that the Vols registered multiple safeties in a game. **Kurott Garland** had a sack in the endzone, and the other came on a poor snap on a punt that went through the endzone. In total, South Alabama had a 1-for-16 night on third-down conversions. Quarterback **Hendon Hooker** was laser sharp, completing 17 of 20 pass attempts for 273 yards and two touchdowns with no picks and adding 21 yards and a score on the ground. **Velus Jones Jr.** had a stellar evening, grabbing six passes for 103 yards and returning a kick 96 yards for a score in the final two minutes of the first half. He finished with a career-high 246 all-purpose yards. His kickoff return for a touchdown was the first by the Vols since 2017. **Cedric Tillman** joined Jones Jr. in the 100-yard receiving club, hitting the century mark on the nose via five catches. A second-quarter scoring catch gave the redshirt junior wideout a touchdown in his fifth straight game. Defensively, linebacker **Jeremy Banks** led the Vols with seven tackles. Senior defensive back **Theo Jackson**, junior defensive end **Roman Harrison** and senior defensive tackle **Matthew Butler** had six stops each and registered two, 1.5 and one tackle for a loss, respectively. UT finished with a season-high 13.0 tackles for loss.

South Alabama	0	7	0	7	-	14
Tennessee	14	21	14	11	-	60

1st	11:13	UT	Jabari Small 1 yd run (Chase McGrath kick)
1st	06:14	UT	Jaylen Wright 17 yd run (Chase McGrath kick)
2nd	10:37	UT	Cedric Tillman 27 yd pass from Hendon Hooker (Chase McGrath kick)
2nd	06:41	UT	Princeton Fant 24 yd pass from Hendon Hooker (Chase McGrath kick)
2nd	01:36	USA	Lincoln Sefcik 3 yd pass from Desmond Trotter (Diego Guajardo kick)
2nd	01:18	UT	Velus Jones Jr. 96 yd kickoff return (Chase McGrath kick)
3rd	12:06	UT	Jabari Small 3 yd run (Chase McGrath kick)
3rd	07:29	UT	Hendon Hooker 6 yd run (Chase McGrath kick)
4th	12:50	UT	Len'Neth Whitehead 5 yd run (Chase McGrath kick)
4th	11:02	USA	Jalen Tolbert 68 yd pass from Desmond Trotter (Diego Guajardo kick)
4th	06:37	UT	Garland, Kurott 0 yd safety
4th	02:43	UT	0 yd safety

Team Stats

	USA	UT
FIRST DOWNS	13	28
Rushing	6	15
Passing	6	12
Penalty	1	1
NET YARDS RUSHING	69	250
Rushing Attempts	37	43
Average Per Rush	1.9	5.8
Rushing Touchdowns	0	5
Rushing Yards Gained	126	265
Rushing Yards Lost	57	15
NET YARDS PASSING	216	311
Completions-Attempts-Interceptions	19-32-0	24-29-0
Average Per Attempt	6.8	10.7
Average Per Completion	11.4	13.0
Passing Touchdowns	2	2
TOTAL OFFENSE YARDS	285	561
Total Offensive Plays	69	72
Average Gain Per Play	4.1	7.8
Fumbles: Number-Lost	1-0	0-0
Penalties: Number-Yards	4-30	6-45
PUNTS-YARDS	6-238	2-64
Average Yards Per Punt	39.7	32.0
Net Yards Per Punt	31.8	32
Inside 20	2	1
50+ Yards	1	0
Touchbacks	0	0
Fair Catch	1	0
KICKOFFS-YARDS	4-205	9-560
Average Yards Per Kickoff	51.2	62.2
Net Yards Per Kickoff	17.8	41.8
Touchbacks	0	2
Fair Catch Yards	0	112
Punt returns: Number-Yards-TD	0-0-0	3-47-0
Average Per Return	0.0	15.7
Kickoff returns: Number-Yards-TD	1-124-0	3-134-1
Average Per Return	22.0	44.7
Interceptions: Number-Yards-TD	0-0-0	0-0-0
Fumble Returns: Number-Yards-TD	0-0-0	0-0-0
Miscellaneous Yards	0	0
Possession Time	37:00	23:00
Third-Down Conversions	1 of 16	8 of 11
Fourth-Down Conversions	5 of 8	0 of 1
Red-Zone Scores-Chances	1-3	5-5
Touchdowns	1-3	5-5
Field goals	0-3	0-5
Sacks By: Number-Yards	3-14	4-18
PAT	2-2	8-8
Field Goals	0-0	0-0
Points off turnovers	0	0

PLAYER NOTES | LISTED ALPHABETICALLY



JEREMY BANKS
LB • 6-1 • 224 • R-Jr.
Cordova, Tenn.

33

CAREER

- Physical linebacker who is in the midst of a career year
- One of the SEC's leading tacklers this season
- Played in 35 games and made nine starts in career

2021

- Leads team and ranks third in the SEC with 96 tackles (8.73 per game). Also leads team in TFLs (9.0) and is second in sacks (4.5)
- Led team with a game-high seven tackles in win vs. South Alabama (11/20)
- Tied his career high with a game-high 15 tackles vs. #1 Georgia (11/13). Also had a QBH
- Tied for team lead with a game-high 14 tackles in win at #18 Kentucky (11/6)
- Had a game-high 12 tackles at #4 Alabama (10/23)
- Set a career high with a game-high 15 tackles and tied a career high with two TFLs, including a sack vs. #13 Ole Miss (10/16)
- Had eight tackles and set a new career high in sacks (1.5) in win vs. South Carolina (10/9)
- Tied career high with two TFLs and also had a sack while making four tackles and recording his third-career interception in win at Mizzou (10/2). Returned the pick 32 yards to the 1-yard line that setup a TD on the next play
- Made eight tackles at #11 Florida (9/25)
- Made eight tackles while setting then career highs in TFLs (2.0) and sacks (1.0) against Pitt (9/11)
- Made his first-career start in season-opening win vs. Bowling Green (9/2), finishing with three tackles and one TFL

NOTABLE

- Majoring in political science
 - Played running back as a freshman before switching to linebacker prior to the 2019 season
 - Twitter: @33Banks_ | IG: @jbanks.33
- >> Full profile on Media Guide Page 54

CAREER HIGHS

Tackles	15 (2x), last vs. Georgia, 11/13/21
Tackles for Loss	2.0 (3x), last vs. Ole Miss, 10/16/21
Sacks	1.5 vs. South Carolina, 10/9/21
Quarterback Hurries	1 (3x), last vs. Georgia, 11/13/21
Interceptions	2 vs. Chattanooga, 9/14/19
Passes Defended	2 vs. Chattanooga, 9/14/19

CAREER STATS

Defense	GP/GS	UT	AT	TT	Sack	TFL	FF	FR	PD	Int	High Tk
2018	11/0	3	0	3	0-0	0-0	0	0	0	0-0	2-CHAR
2019	4/0	1	6	7	0-0	1-3	0	0	2	2-6	3(2x)
2020	9/0	13	15	28	0-0	1-2	0	0	0	0-0	8-UGA
2021	11/9	45	51	96	4.5-25	9-37	0	0	2	1-32	15(2x)
Career	35/9	62	72	134	4.5-25	11-42	0	0	4	3-38	15(2x)

GAME-BY-GAME

2021 Opp.	U-A-T, Other
*Bowling Green	3-0-3, 1 tfl
*Pitt	5-3-8, 2 tfl, 1 s
*Tennessee Tech	0-2-2
*at Florida	2-6-8, 0.5 tfl
*at Missouri	4-0-4, 2 tfl, 1 s, 1 int
*South Carolina	4-4-8, 1.5 s, 1.5 tfl
*Ole Miss	9-6-15, 2 tfl, 1 s, 1 qbh
*at Alabama	6-6-12
*at Kentucky	6-8-14, 1 pd
*Georgia	5-10-15, 1 qbh
South Alabama	1-6-7

2020 Opp.

at South Carolina	5-0-5, 1 tfl
Missouri	1-2-3
at Georgia	4-4-8
Kentucky	0-0-0

at Arkansas	0-2-2, 1 qbh
at Auburn	1-2-3
Florida	0-4-4
at Vanderbilt	2-1-3
Texas A&M	0-0-0

2019 Opp.

Georgia State	1-2-3, 1 tfl
BYU	0-1-1
UTC	0-3-3, 2 int, 2 pd
at Florida	0-0-0

2018 Opp.

Rush-Yds-TD, Lg	Rec-Yds-TD, Lg
vs. West Virginia	5-11-0, 5
ETSU	13-62-2, 15
UTEP	9-45-0, 23
Florida	8-25-1, 9
at Georgia	6-18-0, 10
at Auburn	0-0-0
Alabama	0-0-0
at South Carolina	0-0-0
Charlotte	11-24-0, 9
Missouri	0-0-0
at Vanderbilt	0-0-0

* - denotes started



TYLER BARON
DL/LB • 6-5 • 260 • So.
Knoxville, Tenn.

9

CAREER

- Talented edge rusher who is one of the Vols' top pass rushers
- Played in 21 games and made four starts in career

2021

- Made two tackles and had half a sack in win vs. South Alabama (11/20)
- Had four tackles and a big sack in the fourth quarter of win at #18 Kentucky (11/6)
- Had one sack in win vs. South Carolina (10/9)
- Had three tackles and a PBU at #11 Florida (9/25)
- Recorded three tackles and half a sack in shutout win over Tennessee Tech (9/18)
- Had four tackles and a career high 2.5 TFLs against Pitt (9/11)
- Made his first-career start in season-opening win vs. Bowling Green (9/2), finishing with two tackles, one sack, one QBH and one PBU

NOTABLE

- Majoring in marketing
 - Father, Patrick Abernathy, is the Director of Player Development on Tennessee's football staff
 - Comes from a family with a college football history and was a four-star local prospect
 - Brother, Woody, played college football at Virginia Tech and currently plays in the Canadian Football League for the Montreal Alouettes
 - Older brother, Jordan, recently finished serving in the National Guard in 2019
 - Models his game after VFL and Philadelphia Eagle Derek Barnett, who he talks to regularly
 - Twitter: @tylerbaron23 | IG: _tylerbaron
- >> Full profile on Media Guide Page 55

CAREER HIGHS

Tackles	5 at Georgia, 10/10/20
Tackles for Loss	2.5 vs. Pitt, 9/11/21
Sacks	1.0 (4x), last at Kentucky, 11/6/21
Quarterback Hurries	1 vs. Bowling Green, 9/2/21
Passes Defended	1 (2x), last at Florida, 9/25/21

CAREER STATS

Defense	GP/GS	UT	AT	TT	Sack	TFL	FF	FR	QBH	Int	High Tk
2020	10/0	13	8	21	1-6	3-11	0	0	0	0-0	5-UGA
2021	11/4	7	18	25	4-23	6.5-30	0	0	1	0-0	4(2x)
Career	21/4	20	26	46	5-29	9.5-41	0	0	1	0-0	5-UGA


GAME-BY-GAME

2021 Opp.	U-A-T
*Bowling Green	1-1-2, 1 s, 1 tfl, 1 qbh, 1 pd
*Pitt	2-2-4, 2.5 tfl
*Tennessee Tech	0-3-3, 0.5 s, 0.5 tfl
*at Florida	2-1-3, 1 pd
at Missouri	0-0-0
South Carolina	1-0-1, 1 s, 1 tfl
Ole Miss	0-2-2
at Alabama	0-3-3
at Kentucky	1-3-4, 1 s, 1 tfl
Georgia	0-1-1
South Alabama	0-2-2, 0.5 s, 0.5 tfl

2020 Opp.

at South Carolina	2-0-2, 2 tfl
Missouri	0-0-0
at Georgia	3-2-5
Kentucky	1-1-2
Alabama	2-1-3
at Arkansas	0-2-2
at Auburn	2-0-2
Florida	1-2-3, 1 tfl, 1 s
at Vanderbilt	1-0-1
Texas A&M	1-0-1

* - denotes started



AARON BEASLEY
LB • 6-1 • 225 • Jr.
Franklin, Ga.

24

CAREER

- Third-year linebacker who has cemented a starting role this season and is having a career year
- Played in 28 games and made nine starts in career

2021

- Had three tackles and set a career high with three quarterback hurries vs. #1 Georgia (11/13)
- Set a new career high with 14 tackles in win at #18 Kentucky (11/6)
- Had seven tackles and 0.5 TFLs at #4 Alabama (10/23)
- Had 10 tackles (10) and set career highs in sacks (1.0) vs. #13 Ole Miss (10/16)
- Had nine tackles, 0.5 TFLs and a fumble recovery in win vs. South Carolina (10/9)
- Had eight tackles, including a career-high 1.5 TFLs in win at Mizzou (10/2)
- Had six tackles and made his first-career fumble recovery at #11 Florida (9/25)
- Started at MLB vs. Tennessee Tech (9/18), recording two tackles and half a sack, the first of his career
- Made three tackles in first-career start vs. Pitt (9/11)
- Had three tackles and 0.5 TFLs in season-opening win vs. Bowling Green (9/2)

NOTABLE

- Majoring in communication studies
 - Twitter: @deuceofficial2 | IG: @aaron.beasley4
- >> Full profile on Media Guide Page 56

CAREER HIGHS

Tackles	14 at Kentucky, 11/6/21
Tackles for Loss	1.5 at Missouri, 10/2/21
Sacks	1.0 vs. Ole Miss, 10/16/21
Quarterback Hurries	3 vs. Georgia, 11/23/21
Forced Fumbles	1 at Georgia, 10/10/20
Fumble Recoveries	1 (2x), last vs. South Carolina, 10/9/21

CAREER STATS

Defense	GP/GS	UT	AT	TT	Sack	TFL	FF	FR	PD	Int	High Tk
2019	9/0	1	1	2	0-0	0-0	0	0	0	0-0	1(2x)
2020	8/0	4	3	7	0-0	0.5-1	1	0	0	0-0	3-UK
2021	11/9	28	42	70	1.5-7	4.5-14	0	2	0	0-0	14-UK
Career	28/9	33	46	79	1.5-7	5-15	1	2	0	0-0	14-UK



GAME-BY-GAME

2021 Opp.	U-A-T
Bowling Green	1-2-3, 0.5 tfl
*Pitt	1-2-3
*Tennessee Tech	0-2-2, 0.5 s, 0.5 tfl
*at Florida	1-5-6, 1 fr
at Missouri	6-2-8, 1.5 tfl
*South Carolina	4-5-9, 0.5 tfl, 1 fr
*Ole Miss	5-5-10, 1 tfl, 1 s, 1 qbh
*at Alabama	4-3-7, 0.5 tfl
*at Kentucky	6-8-14
*Georgia	0-3-3, 3 qbh
*South Alabama	0-4-4

2020 Opp.	U-A-T
at South Carolina	0-0-0
Missouri	0-0-0
at Georgia	1-1-2, 1 ff
Kentucky	2-1-3
Alabama	1-1-2, 0.5 tfl
at Arkansas	0-0-0
at Auburn	0-0-0
Florida	0-0-0

* - denotes started



JA'QUAIN BLAKELY
DL • 6-2 • 270 • R-Sr.
Moultrie, Ga.

48

First name pronounced juh-KWAN

CAREER

- Veteran defensive lineman who elected to return for his sixth season
- Played in 48 games with nine starts in career
- Taken on a starting role on defensive line this season
- Wearing SEC grad patch after earning bachelor's degree from Tennessee in the summer 2020

2021

- Set a new career high with two pass breakups vs. #1 Georgia (11/13)
- Had two tackles and a TFL at #4 Alabama (10/23)
- Had three tackles and one TFL vs. #13 Ole Miss (10/16)
- Had a career-high six tackles and also had a TFL in win vs. South Carolina (10/9)
- Had five tackles and a career-high 1.5 TFLs while tying a career high in sacks (1.0) and QBH (1) at #11 Florida (9/25)
- Started at DE and finished with a career-high three tackles along with half a sack, a PBU and a QBH vs. Tennessee Tech (9/18)
- Started at DE and finished with two tackles and one QBH vs. Pitt (9/11)
- Made his first-career start in season-opening win vs. Bowling Green (9/2), finishing with one tackle

NOTABLE

- Earned bachelor's degree in sociology in summer 2020
- Played tight end/fullback in 2018 before switching back to defensive line in 2019
- Is an avid fisherman
- Twitter: @BlakelyJay | IG: @the_real48

>> Full profile on Media Guide Page 58

CAREER HIGHS

Tackles	6 vs. South Carolina, 10/9/21
Tackles for Loss	1.5 at Florida, 9/25/21
Sacks	1.0 (3x), last at Florida, 9/25/21
QB Hurries	1 (5x), last vs. South Alabama, 11/20/21
Passes Defended	2 vs. Georgia, 11/13/21

CAREER STATS

Defense	GP	GS	UT	AT	TT	Sack	TFL	FF	FR	QBH	Int	High Tk
2016						DNP - Redshirted						
2017	9/0	2	0	2	0-0	0-0	0	0	0	0-0	2	UGA
2018	5/0	0	0	0	0-0	0-0	0	0	0	0-0	N/A	
2019	13/0	3	5	8	0-0	0-0	0	0	0	0-0	2(2x)	
2020	10/0	3	2	5	2-13	2-13	0	0	1	0-0	1(5x)	
2021	11/9	9	16	25	1.5-6	5-15	0	0	4	0-0	6-SC	
Career	48/9	17	23	40	3.5-19	7-28	0	0	5	0-0	6-SC	

GAME-BY-GAME

2021 Opp.	U-A-T, Other
*Bowling Green	0-1-1
*Pitt	2-0-2, 1 qbh
*Tennessee Tech	0-3-3, 0.5 s, 0.5 tfl, 1 qbh, 1 pd
*at Florida	1-4-5, 1.5 tfl, 1 s, 1 qbh
*at Missouri	0-0-0
*South Carolina	1-5-6, 1.0 tfl
*Ole Miss	1-2-3, 1 tfl
*at Alabama	1-1-2, 1 tfl
*at Kentucky	2-0-2
Georgia	0-0-0, 2 pd
South Alabama	1-0-1, 1 qbh

2020 Opp.	U-A-T, Other
at South Carolina	0-0-0
Missouri	0-1-1
at Georgia	1-0-1
Kentucky	0-1-1
Alabama	0-0-0
at Arkansas	1-0-1, 1 tfl, 1 s
at Auburn	0-0-0
Florida	1-0-1, 1 tfl, 1 s
at Vanderbilt	0-0-0, 1 qbh
Texas A&M	0-0-0

2019 Opp.	U-A-T, Other
Georgia State	1-0-11
BYU	0-0-0
UTC	1-1-2
at Florida	0-0-0
Georgia	1-0-1
Mississippi State	0-0-0
at Alabama	0-0-0
South Carolina	0-0-0
UAB	0-2-2
at Kentucky	0-1-1
at Missouri	0-0-0
Vanderbilt	0-1-1
vs. Indiana	0-0-0

2018 Opp.	U-A-T, Other
ETSU	0-0-0
at Georgia	0-0-0
Alabama	0-0-0
Charlotte	0-0-0
Missouri	0-0-0

2017 Opp.	U-A-T, Other
vs. Georgia Tech	0-0-0
Indiana State	0-0-0
at Florida	0-0-0
UMass	0-0-0
Georgia	2-0-2
South Carolina	0-0-0
at Alabama	0-0-0
at Kentucky	0-0-0
Southern Miss	0-0-0

* - denotes started



PAXTON BROOKS
P • 6-6 • 195 • Sr.
Lexington, S.C.

37

CAREER HONORS

- 2021 CoSIDA Academic All-District 3 First Team
- 2021 Ray Guy Award Watch List
- 2021 Preseason All-SEC Second Team (Coaches, Media, Phil Steele)
- Ray Guy Award Ray's 8 for Week 7 (10/18/21)
- 2020-21 VOLEaders Academy
- 2020 All-SEC Fourth Team (Phil Steele)
- 2020 CoSIDA Academic All-District 3 First Team
- 2020 SEC Academic Honor Roll
- Ray Guy Award Punter of the Week (10/13/20)
- Ray Guy Award Ray's 4 for Week 10 (11/9/20)
- 2019 CoSIDA Academic All-District 3 First Team
- 2019 SEC Academic Honor Roll
- 2018 First-Year SEC Academic Honor Roll

CAREER

- One of the SEC's top punters, played in 46 games
- Averages 43.3 yards per punt & 61.3 yards per kickoff
- Wearing the SEC grad patch after earning his bachelor's degree in May 2021

2021

- Ranks fifth in the SEC in punting average (44.1)
- Punted four times for 180 yards (45.0 avg) with one punt downed inside the 20 vs. #1 Georgia (11/13)
- Had seven punts for a career-high 310 yards at #4 Alabama (10/23)
- Tied a career high by placing five of his six punts inside the 20 vs. #13 Ole Miss (10/16)
- Punted five times for 220 yards (44.0 avg), including a 60-yard boot in win vs. South Carolina (10/9)
- Did not have to punt in win at Mizzou (10/2), the first time the Vols did not punt in a game since 2009
- Punted six times for 259 yards (43.2 avg) with a long of 61 yards and one punt downed inside the 20 at #11 Florida (9/25)
- Punted four times for 183 yards (45.8 avg) with two 50-plus yard boots, including a 50-yarder that was downed at the 2-yard line vs. Pitt (9/11)
- Punted three times for 147 yards and set a career high in average yards per punt (49.0) in win vs. Bowling Green (9/2). Also had a career-long boot of 64 yards and two punts inside the 20

NOTABLE

- Maintained a 3.92 GPA while earning his undergraduate degree in kinesiology in May 2021
- Traveled to Belize with the 2020-21 VOLEaders Academy in June 2021
- Twitter: @paxbrooks | IG: @paxton_brooks

>> Full profile on Media Guide Page 59

CAREER HIGHS

Kickoffs	10 vs. ETSU, 9/8/18
Kickoff Yards	569 vs. ETSU, 9/8/18
Kickoff Average	65.0 (12x), last vs. Florida, 12/5/20
Touchbacks	7 (2x), last vs. South Carolina, 10/26/19
Punts	7 (2x), last at Alabama, 10/23/21
Punting Yards	310 at Alabama, 10/23/21
Punting Average (min. 2)	49.0 vs. Bowling Green, 9/2/21
Longest Punt	64 vs. Bowling Green, 9/2/21
Punts Inside 20	5 (2x), last vs. Ole Miss, 10/16/21

CAREER STATS

Kickoffs	GP	No	Yds	Avg	TB	OB
2018	12	52	3201	61.6	23	1
2019	13	64	3947	61.7	46	1
2020	10	40	2424	60.6	27	1
2021	11	8	511	63.9	2	0
Career	46	164	10059	61.3	98	3

Punting	GP	No	Yds	Avg	TB	FC	I20	50+	Blk	Long
2018	12	1	34	34.0	0	0	1	0	0	34-ETSU
2019	13	30	1260	42.0	2	4	11	6	1	59-UTC
2020	10	49	2138	43.6	4	18	17	13	0	61-TAMU
2021	11	38	1676	44.1	3	23	14	11	0	64-BG
Career	46	118	5108	43.3	9	45	43	30	1	64-BG

GAME-BY-GAME

2021 Opp.	Punting
Bowling Green	3-147-49.0, Lg 64, 2 I20
Pitt	4-183-45.8, Lg 51, 1 I20
Tennessee Tech	0-0-0
at Florida	6-259-43.2, Lg 61, 1 I20
at Missouri	0-0-0
South Carolina	5-220-44.0, Lg 60, 1 I20
Ole Miss	6-261-43.5, Lg 52, 5 I20
at Alabama	7-310-44.3, Lg 54, 2 I20
at Kentucky	1-52-52.0, Lg 52
Georgia	4-180-45.0, Lg 49, 1 I20
South Alabama	2-64-32.0, Lg 33, 1 I20

2021 Opp.	Kickoffs, TB
Bowling Green	7-449-64.1, 2
Pitt	1-62-62.0, 0
Tennessee Tech	0-0-0
at Florida	0-0-0
at Missouri	0-0-0
South Carolina	0-0-0
Ole Miss	0-0-0

at Alabama	0-0-0
at Kentucky	0-0-0
Georgia	0-0-0
South Alabama	0-0-0

2020 Opp.	Punting
at South Carolina	6-243-40.5, Lg 51, 4 FC, 5 I20
Missouri	2-90-45.0, Lg 52, 1 FC, 1 I20
at Georgia	6-283-47.2, Lg 55, 2 FC, 3 I20
Kentucky	5-189-37.8, Lg 46
Alabama	6-275-45.8, Lg 48, 3 FC
at Arkansas	6-274-45.7, Lg 54, 1 I20
at Auburn	2-74-37.0, Lg 47
Florida	7-286-40.9, Lg 56, 4 FC, 3 I20
at Vanderbilt	5-235-47.0, Lg 48, 2 FC, 3 I20
Texas A&M	4-189-47.25, Lg 61, 1 FC, 1 I20

2020 Opp.	Kickoffs, TB
at South Carolina	6-365-60.8, 5
Missouri	6-360-60.0, 3
at Georgia	4-260-65.0, 3
Kentucky	2-130-65.0, 2
Alabama	3-195-65.0, 2
at Arkansas	4-260-65.0, 3
at Auburn	3-174-58.0, 2
Florida	2-130-65.0, 2
at Vanderbilt	7-380-54.3, 3
Texas A&M	3-170-56.7, 2

2019 Opp.	Punting
UTC	1-59-59.00
at Florida	1-36-36.00
at Alabama	2-66-33.00, Lg 38, 1 FC, 1 I-20
South Carolina	4-176-44.00, Lg 51, 2 I-20
UAB	5-220-44.00, Lg 54, 2 I-20
at Kentucky	3-141-47.00, Lg 57, 3 I-20
at Missouri	4-158-39.50, Lg 45, 1 TB,
Vanderbilt	6-253-42.17, Lg 53, 2 I-20
vs. Indiana	4-151-37.75, Lg 43, 1 I-20

2019 Opp.	Kickoffs, TB
Georgia State	5-325-65.0, 5 TB
BYU	5-325-65.0, 5 TB
UTC	8-510-63.8, 7 TB
at Florida	2-130-65.0, 2 TB
Georgia	3-195-65.0, 3 TB
Mississippi State	4-260-65.0, 3 TB
at Alabama	4-255-56.2, 1 TB
South Carolina	8-505-63.1, 7 TB
UAB	7-380-54.3, 2 TB
at Kentucky	4-259-64.8, 3 TB
at Missouri	4-235-58.8, 3 TB
Vanderbilt	5-276-55.2, 2 TB
vs. Indiana	5-322-64.4, 3 TB

2018 Opp.	Punting
ETSU	1-34-34.00, 34 Lg, 1 I-20

2018 Opp.	Kickoffs, TB
vs. West Virginia	3-193-64.3, 1 TB
ETSU	10-569-56.9, 5 TB, 1 OB
UTEP	5-325-65.0, 4 TB
Florida	4-238-59.5, 1 TB
at Georgia	3-194-64.7, 2 TB
at Auburn	6-361-60.2, 3 TB
Alabama	4-238-59.5
at South Carolina	5-321-64.2, 1 TB
Charlotte	3-188-62.7, 1 TB
Kentucky	4-253-63.2, 2 TB
Missouri	3-195-65.0, 2 TB
at Vanderbilt	2-126-63.0, 1 TB



LATRELL BUMPUS
DL • 6-3 • 290 • Sr.
Savannah, Tenn.

Last name pronounced BUM-fiss

CAREER

- One of the top, versatile pass rushers on the squad
- Brings experience and leadership to the defensive line and is in his fifth year with the program
- Played in 42 games with 14 career starts

2021

- Started and made a season-high three tackles at #4 Alabama (10/23)
- Made first start of the year (DT) vs. #13 Ole Miss (10/16), finishing with two tackles and a career-high two QBHs
- Made two tackles at #11 Florida (9/25)
- Saw action but did not record any stats in season-opening win vs. Bowling Green (9/2)

NOTABLE

- Majoring in communication studies
 - Started his career as a tight end and moved to defensive line following the 2018 season
 - An avid hunter and fisherman
 - Favorite musical artist is Lil Baby
 - Played travel baseball as a kid with Evan Russell of the UT baseball program
 - Grew up a Tennessee fan and his favorite player was Derek Barnett
 - Twitter: @LBumphus | IG: @latrell_bumphus
- >> Full profile on Media Guide Page 60

CAREER HIGHS

Tackles	5 (2x), last at Georgia, 10/10/20
Tackles for Loss	2.0 (2x), last at Kentucky, 11/9/19
Sacks	2.0 vs. BYU, 9/7/19
Quarterback Hurries	2 vs. Ole Miss, 10/16/21
Fumbles Recovered	1 vs. Georgia State, 8/31/19
Passes Defended	1 vs. Vanderbilt, 11/30/19

CAREER STATS

Defense	GP/GS	UT	AT	TT	Sack	TFL	FF	FR	QBH	Int	High Tk
2017	10/0	1	0	1	0-0	1-3	0	0	0	0-0	1-ISU
2018	12/1	0	0	0	0-0	0-0	0	0	0	0-0	N/A
2019	11/6	15	8	23	2-10	6-23	0	1	0	0-0	5-UK
2020	5/5	4	10	14	1-2	1.5-3	0	0	1	0-0	5-UGA
2021	4/2	3	4	7	0-0	0-0	0	0	2	0-0	3-UA
Career	42/14	23	22	45	3-12	8.5-29	0	1	3	0-0	5(2x)

GAME-BY-GAME

2021 Opp.	U-A-T, Other
Bowling Green	0-0-0
Pitt	DNP - Injury
Tennessee Tech	DNP - Injury
at Florida	1-1-2
at Missouri	DNP - Injury
South Carolina	DNP - Injury
*Ole Miss	1-1-2, 2 qbh
*at Alabama	1-2-3
at Kentucky	DNP - Injury
Georgia	DNP - Injury
South Alabama	DNP - Injury

2020 Opp.	U-A-T, Other
*at South Carolina	0-0-0
*Missouri	1-2-3, 1 qbh
*at Georgia	0-5-5, 0.5 tfl
*Kentucky	1-1-2, 1 tfl, 1 s
*Alabama	2-2-4

2019 Opp.	U-A-T, Other
Georgia State	2-1-3, 1 fr
*BYU	2-1-3, 2 s, 2 tfl
*UTC	1-0-1
*at Florida	0-2-2
*Georgia	1-1-2
*Mississippi State	4-0-4, 1 tfl
at Alabama	DNP
South Carolina	DNP

11

UAB	0-1-1
at Kentucky	4-1-5, 2 tfl
*at Missouri	1-0-1, 1 tfl
Vanderbilt	0-1-1, 1 pbu
vs. Indiana	0-0-0

2018 Opp.	U-A-T, Other
vs. West Virginia	0-0-0
ETSU	0-0-0
UTEP	0-0-0
Florida	0-0-0
at Georgia	0-0-0
at Auburn	0-0-0
Alabama	0-0-0
*at South Carolina	0-0-0
Charlotte	0-0-0
Kentucky	0-0-0
Missouri	0-0-0
at Vanderbilt	0-0-0

2017 Opp.	U-A-T, Other
Indiana State	1-0-1, 1 tfl
at Florida	0-0-0
UMass	0-0-0
Georgia	0-0-0
South Carolina	0-0-0
at Alabama	0-0-0
at Kentucky	0-0-0
Southern Miss	0-0-0
LSU	0-0-0
Vanderbilt	0-0-0

* - denotes started



WARREN BURRELL
DB • 6-0 • 190 • Jr.
Suwanee, Ga.

4

CAREER

- Promising junior cornerback who has locked down a starting role this season
- Played in 27 games with 18 starts, all at cornerback
- Had an outstanding spring, capping it with a 34-yard interception return for a touchdown in the second quarter of the Orange & White Spring Game

2021

- Had four tackles in win vs. South Alabama (11/20)
- Made three tackles vs. #1 Georgia (11/13)
- Had a season-high five tackles and a PBU in win at #18 Kentucky (11/6)
- Did not play at #4 Alabama due to illness (10/26)
- Had two tackles and allowed just one catch for seven yards vs. #13 Ole Miss (10/16)
- Made four tackles and tied a career high with one TFL in win vs. South Carolina (10/9)
- Had three tackles in win at Mizzou (10/2)
- Had one tackle and a PBU at #11 Florida (9/25)
- Had two tackles and career-high two PBUs vs. Pitt (9/11)
- Started at CB in season-opening win vs. Bowling Green (9/2), making two tackles and his first-career TFL

NOTABLE

- Majoring in communication studies
 - Twitter: @_WB04 | IG: @warrenb_4
- >> Full profile on Media Guide Page 61

CAREER HIGHS

Tackles	8 vs. Florida, 12/5/20
Tackles for Loss	1.0 (2x), last vs. South Carolina, 10/9/21
Passes Defended	2 vs. Pitt, 9/11/21

CAREER STATS

Defense	GP/GS	UT	AT	TT	Sack	TFL	FF	FR	PD	Int	High Tk
2019	9/4	6	7	13	0-0	0-0	0	0	0	0-0	4-BYU
2020	8/4	15	2	17	0-0	0-0	0	0	1	0-0	8-UF
2021	10/10	23	4	27	0-0	2-7	0	0	4	0-0	5-UK
Career	27/18	44	13	57	0-0	2-7	0	0	5	0-0	8-UF

GAME-BY-GAME

2021 Opp.	U-A-T, Other
*Bowling Green	2-0-2, 1 tfl
*Pitt	1-1-2, 2 pd
*Tennessee Tech	1-0-1
*at Florida	0-1-1, 1 pd
*at Missouri	3-0-3
*South Carolina	4-0-4, 1 tfl
*Ole Miss	1-1-2
at Alabama	DNP - Illness
*at Kentucky	4-1-5, 1 pd
*Georgia	3-0-3
*South Alabama	4-0-4

2020 Opp.	U-A-T, Other
at South Carolina	0-0-0
Kentucky	0-1-1
Alabama	0-0-0
at Arkansas	1-0-1
*at Auburn	4-0-4
*Florida	7-1-8
*at Vanderbilt	1-0-1, 1 pd
*Texas A&M	2-0-2

2019 Opp.	U-A-T, Other
*Georgia State	2-1-3
*BYU	2-2-4
*UTC	0-1-1
*at Florida	0-2-2
at Alabama	0-1-1
South Carolina	0-0-0
UAB	1-0-1
at Missouri	1-0-1
Vanderbilt	0-0-0

* - denotes started



MATTHEW BUTLER
DL • 6-4 • 291 • Sr.
Raleigh, N.C.



94

CAREER HONORS

- 2021 William V. Campbell Trophy Semifinalist
- 2021 Wuerffel Trophy Nominee
- 2021 CoSIDA Academic All-District 3 First Team
- 2021 NCAA Postgraduate Scholarship Recipient
- 2020 SEC McWhorter Award Nominee
- 2020 CoSIDA Academic All-District 3 First Team
- 2020 Fall SEC Academic Honor Roll
- 2019 CoSIDA Academic All-District 3 First Team
- 2018-19 Vol Leaders Academy
- 2019 SEC Academic Honor Roll
- 2018 SEC Academic Honor Roll
- 2017 First-Year SEC Academic Honor Roll

CAREER

- A leader, veteran and returning starter on d-line
- In his fifth year with the program after electing to return for his "super" senior season
- Played in 51 games with 24 starts in career
- Had a breakout year in 2019 in which he led all defensive linemen on the team in tackles (45)
- One of the SEC's top scholar-athletes, who was the recipient of a 2021 NCAA Postgraduate Scholarship and a nominee for the 2021 SEC McWhorter Award
- Is seventh Vol football student-athlete to receive the NCAA Postgraduate Scholarship dating back to 1971
- Wearing the SEC grad patch after receiving bachelor's degree in Dec. 2020

2021

- Leads team with 5.0 sacks and ranks second on the team in tackles for loss (8.5)
- Had six tackles and a sack in win vs. South Alabama (11/20)
- Had three tackles, an eight-yard sack and a QBH vs. #1 Georgia (11/13)
- Had six tackles and a QBH in win at #18 Kentucky (11/6)
- Set career highs in tackles (9) and quarterback hurries (2) at #4 Alabama (10/23)
- Set new career highs in sacks (2.0) and TFLs (2.0) and also forced a fumble vs. #13 Ole Miss (10/16)

- Had two tackles and a sack in win vs. South Carolina (10/9)
- Made three tackles at #11 Florida (9/25)
- Had seven tackles and had 1.5 TFLs vs. Pitt (9/11)
- Started at DT in season-opening win vs. Bowling Green (9/2), recording one tackle and 0.5 TFLs

NOTABLE

- Earned undergraduate degree in political science in Dec. 2020 while maintaining a 3.63 GPA
- Enjoys cooking
- Had the opportunity to visit Rwanda, Africa, as part of Vol Leaders program in July 2019 ... Also wants to visit Ghana, Nigeria and Egypt
- Favorite movie growing up was Rambo or Rocky
- Aspires to go into criminal justice after football ... likes watching Criminal Minds and Matlock
- Born in Fayetteville, N.C. Lived in Raleigh for four years
- Learned to love football when he was in the eighth grade at Garner Senior
- Father of three-year old daughter, who is "the pride of his life"
- Twitter: @mattbutler_45 | IG: @matthewbutler.94

>> Full profile on Media Guide Page 62

CAREER HIGHS

Tackles	9 at Alabama, 10/23/21
Tackles for Loss	2.0 vs. Ole Miss, 10/16/21
Sacks	2.0 vs. Ole Miss, 10/16/21
Quarterback Hurries	2 at Alabama, 10/23/21
Forced Fumbles	1 (2x), last vs. Ole Miss, 10/16/21
Passes Defended	1 (3x), last at South Carolina, 9/26/20

CAREER STATS

Defense	GP/GS	UT	AT	TT	Sack	TFL	FF	FR	QBH	Int	High Tk
2017	8/0	2	2	4	0-0	0.5-2	0	0	0	0	2-MU
2018	9/0	2	11	13	0-0	1-2	0	0	0	0	4-UF
2019	13/4	23	22	45	2.5-14	3-16	0	0	1	0	5(6x)
2020	10/10	22	21	43	2-16	3-18	1	0	4	0	7-VU
2021	11/10	19	22	41	5-25	8.5-29	1	0	5	0	9-UA
Career	51/24	68	78	146	9.5-55	16-67	2	0	10	0	9-UA

GAME-BY-GAME

2021 Opp.	U-A-T, Other
*Bowling Green	0-1-1, 0.5 tfl
*Pitt	3-4-7, 1.5 tfl
*Tennessee Tech	0-0-0, 1 qbh
*at Florida	0-3-3
*at Missouri	2-0-2
South Carolina	1-1-2, 1 s, 1 tfl
*Ole Miss	2-0-2, 2 s, 2 tfl, 1 ff
*at Alabama	4-5-9, 1.5 tfl, 2 qbh
*at Kentucky	3-3-6, 1 qbh
*Georgia	2-1-3, 1 s, 1 tfl, 1 qbh
*South Alabama	2-4-6, 1 s, 1 tfl

2020 Opp.	U-A-T, Other
*at South Carolina	0-0-0, 1 qbh, 1 pd
*Missouri	2-1-3
*at Georgia	1-3-4
*Kentucky	2-3-5
*Alabama	6-0-6, 1 s, 1 tfl, 1 qbh
*at Arkansas	0-6-6, 0.5 tfl
*at Auburn	5-1-6, 0.5 tfl, 1 qbh
*Florida	0-2-2
*at Vanderbilt	5-2-7, 1 s, 1 tfl, 1 qbh, 1 ff
*Texas A&M	1-3-4

2019 Opp.	U-A-T, Other
Georgia State	0-0-0
BYU	1-0-1
UTC	3-1-4
at Florida	4-1-5
Georgia	2-3-5
*Mississippi State	1-2-3, 1 tfl, 1 s
*at Alabama	1-4-5, .5 tfl
South Carolina	0-0-0
UAB	0-2-2
at Kentucky	3-2-5, 1 s, 1 tfl
at Missouri	4-0-4, 1 pbu
*Vanderbilt	3-2-5
*vs. Indiana	1-4-5, 0.5 tfl, 0.5 s

2018 Opp.	U-A-T, Other
ETSU	0-1-1
UTEP	0-0-0
Florida	1-3-4
at Georgia	0-0-0
at Auburn	0-0-0
Alabama	0-2-2, 0.5-1 tfl
Kentucky	0-1-1
Missouri	1-1-2
at Vanderbilt	0-3-3, 0.5-1 tfl

2017 Opp.	U-A-T, Other
Indiana State	1-0-1, 0.5-2 tfl
Georgia	1-0-1
South Carolina	0-0-0
at Alabama	0-0-0
Southern Miss	0-0-0
at Missouri	1-1-2
LSU	0-0-0
Vanderbilt	0-0-0

* - denotes started



JIMMY CALLOWAY
WR • 6-0 • 190 • So.
Morrow, Ga.

9

CAREER

- Athletic receiver who has flashed big-play potential early this season
- Played in 11 games and made one start in career

2021

- Made first-career start at #11 Florida (9/25), finishing with one catch for three yards
- Made one catch for 22 yards in win vs. Tennessee Tech (9/18)
- Had first-career receiving TD (44 yards) and led Vols with 59 receiving yards on three catches in season debut vs. Pitt (9/11)

NOTABLE

- Majoring in recreation and sport management
- Enjoys riding four-wheelers
- Favorite movie is "The Sandlot"
- Favorite musical artist is Young Thug
- Favorite sport other than football is basketball
- Goal beyond football is to be a very successful entrepreneur
- Twitter: @Jimmycalloway1 | IG: @jccalloway9

>> Full profile on Media Guide Page 65

CAREER HIGHS

Receptions	3 vs. Pitt, 9/11/21
Receiving Yards	59 vs. Pitt, 9/11/21
Receiving Touchdowns	1 vs. Pitt, 9/11/21
Long Reception	44 vs. Pitt, 9/11/21
Rushes	1 vs. Texas A&M, 12/19/20
Rushing Yards	-6 vs. Texas A&M, 12/19/20
Long Rush	N/A

CAREER STATS

Receiving	GP/GS	No	Yds	Avg	Per/G	TD	Long	High Yd
2020	8/0	2	20	10.0	2.5	0	14-VU	14-VU
2021	3/1	5	84	16.8	28.0	1	44-PITT	59-PITT
Career	11/1	7	104	14.9	9.5	1	44-PITT	59-PITT

Rushing	GP/GS	No	Yds	Avg	Per/G	TD	Long	High Yd
2020	8/0	1	-6	-6.0	-0.8	0	--	-6-TAMU
2021	3/1	0	0	0.0	0.0	0	--	--
Career	11/1	1	-6	-6.0	-0.5	0	--	-6-TAMU

GAME-BY-GAME

2021 Opp.	Rec-Yds-TD, Lg	Rush-Yds-TD, Lg
Bowling Green	DNP - Injury	
Pitt	3-59-1, 44	0-0-0
Tennessee Tech	1-22-0, 22	0-0-0
*at Florida	1-3-0, 3	0-0-0
at Missouri	DNP	
South Carolina	DNP	
Ole Miss	DNP	
at Alabama	DNP	

at Kentucky	DNP
Georgia	DNP
South Alabama	DNP

2020 Opp.	Rec-Yds-TD, Lg	Rush-Yds-TD, Lg
at South Carolina	0-0-0	0-0-0
Missouri	0-0-0	0-0-0
at Georgia	0-0-0	0-1-1
Kentucky	0-0-0	0-0-0
Alabama	0-0-0	0-0-0
at Auburn	1-6-0, 6	1-(-6)-0, 0
at Vanderbilt	1-14-0, 14	0-0-0
Texas A&M	0-0-0	0-0-0

* - denotes started



JEROME CARVIN
OL • 6-5 • 318 • Sr.
Memphis, Tenn.

75

CAREER

- Impactful and versatile in-state offensive lineman and consistent starter on the o-line
- Played in 45 games with 28 starts during his career - 17 at right guard, six at left guard and five at center
- Saw action on 1,061 total offensive snaps and allowed only one sack during 2019 and 2020 seasons

2021

- Has started all 11 games this season and has not allowed a sack in 725 offensive snaps played
- Did not allow any sacks, pressures or hurries in 50 snaps and helped UT racked up 561 yards of total offense in win vs. South Alabama (11/20)
- Played 63 snaps at left guard vs. #1 Georgia (11/13)
- Played 49 snaps and helped UT rack up 461 yards of total offense in win at #18 Kentucky (11/6)
- Did not allow a pressure in 57 snaps at left guard at #4 Alabama (10/23)
- Played 83 snaps at center, helping UT compile 467 total yards vs. #13 Ole Miss (10/16)
- Played 66 offensive snaps at center without allowing a pressure or penalty as UT racked up 472 yards of total offense in win vs. South Carolina (10/9)
- Started at center and played 76 snaps while helping Vols pile up 683 yards of total offense, including an incredible 458 rushing yards (third-most in program history) in win at Mizzou (10/2)
- Started at left guard and also saw time at center, playing 68 total snaps without allowing a sack or committing a penalty at #11 Florida (9/25)
- Started at center and helped Vols rush for 202 yards in win vs. Tennessee Tech (9/18). Did not allow a pressure and did not commit a penalty in 53 snaps
- Started at C for the first time in his career, playing 74 snaps without allowing a sack vs. Pitt (9/11)
- Started at LG in season-opening win over Bowling Green (9/2), helping UT rush for 331 yards. Played 26 snaps at LG before moving over to center for 60 snaps following Cooper Mays' injury in the first half

NOTABLE

- Majoring in communication studies
- Twitter: @JeromeCarvin | IG: @JeromeCarvin
- >> Full profile on Media Guide Page 66

CAREER STATS

Games Played/Started: 2021: 11/11; 2020: 10/4; 2019: 12/7; 2018: 12/6
Career: 45/28



CHRISTIAN CHARLES
DB • 6-1 • 186 • Fr.
Gainesville, Ga.

14

CAREER

- Talented and instinctive freshman defensive back that has seen action as a reserve and on special teams this season
- Enrolled at Tennessee early and went through spring practice with the team
- Played in six games with one start in career

2021

- Returned from injury to see action late in win vs. South Alabama (11/20)
- Made his first-career start (safety) and recorded first-career PBU in win at Mizzou (10/2)
- Recorded two tackles in his first-career SEC game at #11 Florida (9/25)
- Made a career-high four tackles and recorded his first-career TFL in win vs. Tennessee Tech (9/18)
- Blocked a punt that set up a touchdown on the first possession in the first quarter vs. Pitt (9/11)
- Recorded two tackles in his college debut vs. Bowling Green (9/2)

NOTABLE

- Majoring in pre-professional programs
- Was an All-Region QB at Chestatee High School
- First football player from Chestatee High School to sign with an SEC program since 2009
- Twitter: @CD_Charles3 | IG: @cdcharles3
- >> Full profile on Media Guide Page 67

CAREER HIGHS

Tackles	4 vs. Tennessee Tech, 9/18/21
Tackles for Loss	1.0 vs. Tennessee Tech, 9/18/21
Passes Defended	1 at Missouri, 10/2/21
Blocked Kicks	1 (Blocked Punt) vs. Pitt, 9/11/21

CAREER STATS

Defense	GP/GS	UT	AT	TT	Sack	TFL	FF	FR	PD	Int	High Tk
2021	6/1	6	2	8	0-0	1-2	0	0	1	0-0	4-TTU
Career	6/1	6	2	8	0-0	1-2	0	0	1	0-0	4-TTU

GAME-BY-GAME

2021 Opp.	U-A-T, Other
Bowling Green	2-0-2
Pitt	0-0-0, 1 blocked punt
Tennessee Tech	3-1-4, 1 tfl
at Florida	1-1-2
*at Missouri	0-0-0, 1 pd
South Carolina	DNP - Injury
Ole Miss	DNP - Injury
at Alabama	DNP - Injury
at Kentucky	DNP - Injury
Georgia	DNP - Injury
South Alabama	0-0-0

* - denotes started



DAYNE DAVIS
OL • 6-7 • 325 • R-So.
Bluff City, Tenn.

66

CAREER HONORS

- 2021 Burlsworth Trophy Nominee
- 2020 SEC Academic Honor Roll

CAREER

- Former preferred walk-on who continues to make significant strides and is part of the rotation while also contributing on special teams
- Earned a scholarship in December 2020 and then made an immediate impact on the staff with his outstanding play and work ethic this past spring
- Played in 11 games and made one career start

2021

- Played 52 snaps and helped UT racked up 561 yards of total offense in win vs. South Alabama (11/20)
- Made first-career start at #4 Alabama (10/23), playing 57 snaps at right tackle without committing a penalty or allowing a pressure
- Played a season-high 80 snaps at right tackle vs. #13 Ole Miss (10/16)
- Played 26 offensive snaps as a reserve tackle without allowing a sack or pressure as UT racked up 683 yards of total offense in win at Mizzou (10/2)
- Saw significant action as a reserve in win vs. Tennessee Tech (9/18). Did not allow a pressure or commit a penalty in 43 snaps
- Made his collegiate debut in season-opening win vs. Bowling Green (9/2), seeing time on special teams and as a reserve offensive tackle. Played seven offensive snaps.

NOTABLE

- Majoring in supply chain management
- Twitter: @BigDayne_Davis | IG: @_daynedavis
- >> Full profile on Media Guide Page 68

CAREER STATS

Games Played/Started: 2021: 11/1; 2020: 0/0; 2019: 0/0
Career: 11/1



TIYON EVANS
RB • 5-11 • 220 • Jr.
Hartsville, S.C.

8

CAREER

- Played in seven games and made two career starts
- The No. 1-rated junior college running back and No. 3-ranked junior college player overall by the 247Sports Composite by way of Hutchinson (Kansas) Community College
- Enrolled at Tennessee in January 2021 and went through spring practice
- A four-star prospect and the No. 2 national junior college player by the 247SportsJUCO
- Ranked No. 2 on the ESPN JC50 list

2021

- A total of 249 of his 525 rushing yards have come after contact
- Posted his second straight 100-yard game with 119 yards on 16 carries, including a 45-yard TD run in the second quarter, in win vs. South Carolina (10/9)
- Had a monster day in win at Mizzou (10/2), setting career highs in rushing yards (156) and rushing TDs (3) on 15 carries (10.4 avg)
- All three of his TDs at Mizzou came on three consecutive carries in the first quarter, including a 92-yard dash, which was the third-longest rush in program history
- Found the end zone for the second straight game with a career-long 47-yard TD catch at #11 Florida (9/25). Finished with 11 carries for 50 yards and three receptions for 71 yards against the Gators
- Made his first-career start and found the end zone for his second rushing touchdown of the year in win vs. Tennessee Tech (9/18)
- Was unavailable and did not play against Pitt in Week 2 (9/11)
- Shined in his UT debut, finishing with a game-high 120 rushing yards and a TD on 16 carries in season-opening win vs. Bowling Green (9/2). 63 of his yards came after contact
- Graded out as the second best Power 5 RB in Week 1 by PFF College (87.8)
- Became first UT running back to eclipse 100 yards rushing in his debut since Alvin Kamara in 2015

NOTABLE

- Majoring in communication studies
- Rushed for a Salt City Bowl record 194 yards and two touchdowns in 2019 to lead Hutchinson C.C. to its first 10-win season since 2014

- Tallied 538 yards and nine touchdowns in 2019, averaging 8.8 yards per attempt
 - Played at same community college as VFLs and NFL standouts Cordarrelle Patterson and Alvin Kamara
 - Twitter: @darealballer_15 | IG: @evans.ty15
- >> Full profile on Media Guide Page 69

CAREER HIGHS

Rushes	16 (2x), last vs. South Carolina, 10/9/21
Rushing Yards	156 at Missouri, 10/2/21
Rushing TDs	3 at Missouri, 10/2/21
Long Rush	92 at Missouri, 10/2/21
Receptions	3 at Florida, 9/25/21
Receiving Yards	71 at Florida, 9/25/21
Receiving TDs	1 at Florida, 9/25/21
Long Reception	47 at Florida, 9/25/21

CAREER STATS

Rushing	GP/GS	No	Yds	Avg	Per/G	TD	Long	High Yd
2021	7/2	81	525	6.5	75.0	6	92-MU	156-MU
Career	7/2	81	525	6.5	75.0	6	92-MU	156-MU

Receiving	GP/GS	No	Yds	Avg	Per/G	TD	Long	High Yd
2021	7/2	4	74	18.5	10.6	1	47-UF	71-UF
Career	7/2	4	74	18.5	10.6	1	47-UF	71-UF

GAME-BY-GAME

2021 Opp.	Rush-Yds-TD, Lg	Rec-Yds-TD, Lg
Bowling Green	16-120-1, 21	0-0-0
Pitt	DNP - Injury	
*Tennessee Tech	15-41-1, 15	1-3-0, 3
at Florida	11-50-0, 12	3-71-1, 47
at Missouri	15-156-3, 92	0-0-0
*South Carolina	16-119-1, 45	0-0-0
Ole Miss	DNP - Injury	
at Alabama	7-30-0	0-0-0
at Kentucky	1-9-0, 9	0-0-0
Georgia	DNP - Injury	
South Alabama	DNP - Injury	

* - denotes started



PRINCETON FANT

TE • 6-2 • 240 • R-Sr.
Nashville, Tenn.

88

CAREER

- Athletic tight end who has played in 31 games and made eight starts during his career
- Played in all 10 games and made three starts in 2020
- Started his career as a running back and moved to tight end prior to the 2019 season

2021

- Started and had three catches for 40 yards, including his second-career touchdown catch on a 24-yard connection from Hendon Hooker midway through the second quarter vs. South Alabama (11/20)
- Made second straight start at TE and finished with one catch for eight yards vs. #1 Georgia (11/13)
- Got the start at TE in win at #18 Kentucky (11/6)
- Started at TE and had one catch for 15 yards in win at Mizzou (10/2)
- Started and set career highs in receptions (4) and receiving yards (47) vs. Pitt (9/11)
- Had one catch for six yards in season-opening win vs. Bowling Green (9/2)

NOTABLE

- Majoring in sociology
 - Moved from running back to tight end following the 2018 season
 - Twitter: @pfant12 | IG: @princetonfant88
- >> Full profile on Media Guide Page 70

CAREER HIGHS

Receptions	4 vs. Pitt, 9/11/21
Receiving Yards	47 vs. Pitt, 9/11/21
Receiving TDs	1 (2x), last vs. South Alabama, 11/20/21
Long Reception	19 vs. Chattanooga, 9/14/19
Rushes	3 vs. ETSU, 9/8/18

Rushing Yards	7 vs. ETSU, 9/8/18
Long Rush	6 vs. ETSU, 9/8/18

CAREER STATS

Receiving	GP/GS	No	Yds	Avg	Per/G	TD	Long	High Yd
2017								
2018	2/0	0	0	0.0	0.0	0	N/A	N/A
2019	8/0	2	15	7.5	1.9	0	19-UTC	19-UTC
2020	10/3	12	103	8.6	10.3	1	15-AU	28-AU
2021	11/5	12	126	10.5	11.5	1	24-USA	47-PITT
Career	31/8	26	244	9.4	7.9	2	24-USA	47-PITT

Rushing	GP/GS	No	Yds	Avg	Per/G	TD	Long	High Yd
2017								
2018	2/0	3	7	2.3	3.5	0	6-ETSU	7-ETSU
2019	8/0	0	0	0.0	0.0	0	--	--
2020	10/3	0	0	0.0	0.0	0	--	--
2021	11/5	0	0	0.0	0.0	0	--	--
Career	31/8	3	7	2.3	0.2	0	6-ETSU	7-ETSU

GAME-BY-GAME

2021 Opp.	Rec-Yds-TD, Lg
Bowling Green	1-6-0, 6
*Pitt	4-47-0, 16
Tennessee Tech	1-7-0, 7
at Florida	0-0-0
*at Missouri	1-15-0, 15
South Carolina	1-3-0, 3
Ole Miss	0-0-0
at Alabama	0-0-0
*at Kentucky	0-0-0
*Georgia	1-8-0, 8 (0-1 passing)
*South Alabama	3-40-1, 24

2020 Opp.	Rec-Yds-TD, Lg
*at South Carolina	1-11-0, 11
Missouri	0-0-0
*at Georgia	1-9-0, 9
*Kentucky	0-0-0
Alabama	1-8-0, 8
at Arkansas	0-0-0
at Auburn	3-28-0, 15
Florida	2-23-0, 12
at Vanderbilt	1-6-1, 6
Texas A&M	2-18-0, 15

2019 Opp.	Rec-Yds-TD, Lg
UTC	1-19-0, 19
Mississippi State	0-0-0
at Alabama	0-0-0
South Carolina	0-(-4)-0, 0
UAB	0-0-0
at Kentucky	0-0-0
at Missouri	0-0-0
vs. Indiana	0-0-0

2018 Opp.	Rush-Yds-TD, Lg
ETSU	3-7-0, 6
at Georgia	0-0-0

* - denotes started



TREVON FLOWERS

DB • 5-11 • 200 • Sr.
Atlanta, Ga.

1

CAREER HONORS

- 2020 SEC Academic Honor Roll

CAREER

- Instinctive and talented defensive back who returns as a starter at safety
- Limited by injuries his first two seasons but emerged healthy and as one of the top playmakers on the team in 2020
- Played in 33 games with 23 career starts
- Team's leading returning tackler in 2021
- Arrived in Knoxville as a three-sport star and baseball prospect out of Atlanta but chose to focus on football

2021

- Ranks sixth among SEC defensive backs with a career-best 71 tackles this season
- Had two tackles and recorded his first-career sack, a fourth-down stop in UT's redzone in the first quarter vs. South Alabama (11/20). Also had a QBH and one kickoff return for 15 yards
- Finished with nine tackles vs. #1 Georgia (11/13)
- Had nine tackles and a PBU in win at #18 Kentucky (11/6)
- Had six tackles and one punt return for six yards at #4 Alabama (10/23)
- Recorded first INT of the year and had nine tackles vs. #13 Ole Miss (10/16)
- Finished with nine tackles and 0.5 TFLs in win vs. South Carolina (10/9)
- Led team with a career-high 15 tackles and also had one QBH at #11 Florida (9/25). The 15 tackles were the most by a UT player since LB Daniel Bituli had 19 vs. Kentucky on Nov. 9, 2019
- Collected two tackles, a PBU and a QBH in win vs. Tennessee Tech (9/18)
- Had seven tackles in start vs. Pitt (9/11)
- Started at safety and made three tackles in season-opening win vs. Bowling Green (9/2)

NOTABLE

- Majoring in communication studies
 - Nickname is "Tre"
 - Has five brothers, Tyree, Tajon, Ta'kown, Jadon and Emmanuel Clarke
 - Originally committed to play baseball at Kentucky before deciding to sign a football scholarship at UT
 - Member of UT's leadership council
 - Bucket list item is to go snowboarding
 - Favorite movie is "42"
 - Favorite artist is Lil Baby
 - Started playing football at the age of 10 but mostly focused on travel baseball where he played shortstop
 - Says covering ground and the instincts required as a shortstop allowed him to make a natural transition to safety in football
 - Twitter: @tresmoove1 | IG: @treflowerrrs
- >> Full profile on Media Guide Page 71

CAREER HIGHS

Tackles	15 at Florida, 9/25/21
Tackles for Loss	1.0 (3x), last vs. South Alabama, 11/20/21
Interceptions	1 (2x), last vs. Ole Miss, 10/16/21
Passes Defended	1 (8x), last at Kentucky, 11/6/21
Sacks	1 vs. South Alabama, 11/20/21
QB Hurries	1 (3x), last vs. South Alabama, 11/20/21
Forced Fumbles	1 vs. Alabama, 10/24/20
Punt Returns	1 (2x), last at Alabama, 10/23/21
Punt Return Yards	6 at Alabama, 10/23/21
Long Punt Return	6 at Alabama, 10/23/21
Kickoff Returns	1 vs. South Alabama, 11/20/21
Kickoff Return Yards	15 vs. South Alabama, 11/20/21
Long Kickoff Return	15 vs. South Alabama, 11/20/21

CAREER STATS

Defense	GP/GS	UT	AT	TT	Sack	TFL	FF	FR	PD	Int	High Tk
2018	7/1	3	6	9	0-0	0-0	0	0	1	0-0	5-WVU
2019	6/2	8	9	17	0-0	0-0	0	0	1	1-14	6-UF
2020	10/10	36	26	62	0-0	2-4	1	0	3	0-0	10(2x)
2021	10/10	41	30	71	1-8	1.5-8	0	0	3	1-0	15-UF
Career	33/23	88	71	159	1-8	3.5-12	1	0	8	2-14	15-UF

GAME-BY-GAME

2021 Opp.	U-A-T, Other
*Bowling Green	2-1-3
*Pitt	3-4-7
*Tennessee Tech	1-1-2, 1 pd, 1 qbh
*at Florida	6-9-15, 1 qbh
at Missouri	DNP - Injury
*South Carolina	6-3-9, 0.5 tfl
*Ole Miss	5-4-9, 1 int, 1 pd
*at Alabama	3-3-6, 6-yd pr
*at Kentucky	6-3-9, 1 pd
*Georgia	7-2-9
*South Alabama	2-0-2, 1 s, 1 tfl, 1 qbh

2020 Opp.	U-A-T, Other
*at South Carolina	1-1-2
*Missouri	5-5-10, 1 tfl
*at Georgia	3-5-8, 1 pd
*Kentucky	1-4-5, 1 pd
*Alabama	8-2-10, 1 tfl, 1 ff
*at Arkansas	4-1-5
*at Auburn	4-1-5, 1 pd
*Florida	4-3-7
*at Vanderbilt	2-3-5
*Texas A&M	4-1-5

2019 Opp.	U-A-T, Other
*Georgia State	0-2-2
BYU	0-1-1
UTC	1-2-3
at Florida	3-3-6
Georgia	2-1-3
*Mississippi State	2-0-2, 1 int

2018 Opp.	U-A-T, Other
*vs. West Virginia	3-2-5, 1 pbu
ETSU	0-1-1
UTEP	0-0-0
Florida	0-2-2
at Georgia	0-1-1
Missouri	0-0-0
at Vanderbilt	0-0-0

* - denotes started



KUROTT GARLAND
DL • 6-3 • 310 • R-Jr.
Conyers, Ga.

99

First name pronounced KER-ott

CAREER

- Played in 38 games and made seven starts
- Experience defensive lineman and valuable special teams contributor
- Capped the 2019 season with a career-best five tackles in the TaxSlayer Gator Bowl vs. Indiana

2021

- Made three tackles, recorded his first-career sack and set a career high with 2.0 TFLs in win vs. South Alabama (11/20)
- Made one tackle vs. #1 Georgia (11/13)
- Had a season-high four tackles at #4 Alabama (10/23)
- Made first start of the year (DT) in win vs. South Carolina (10/9)
- Made three tackles in win vs. Tennessee Tech (9/18)
- Had one tackle in season-opening win vs. Bowling Green (9/2)

NOTABLE

- Majoring in communication studies
 - Goes by the nickname "Prime"
 - Younger brother, Kwauze, plays linebacker for UT
 - Twitter: @IPrime99 | IG: @iamprime
- >> Full profile on Media Guide Page 73

CAREER HIGHS

Tackles	5 (2x), last at Arkansas, 11/7/20
Sacks	1.0 vs. South Alabama, 11/20/21
Tackles for Loss	2.0 vs. South Alabama, 11/20/21

CAREER STATS

Defense	GP/GS	UT	AT	TT	Sack	TFL	FF	FR	QBH	Int	High Tk
2018	4/0	0	0	0	0-0	0-0	0	0	0	0-0	N/A
2019	13/4	8	11	19	0-0	2-6	0	0	0	0-0	5-1U
2020	10/2	11	11	22	0-0	1-1	0	0	0	0-0	5-AR
2021	11/1	8	5	13	1-7	2-7	0	0	0	0-0	4-UA
Career	38/7	27	27	54	1-7	5-14	0	0	0	0-0	5(2x)

GAME-BY-GAME

2021 Opp.	U-A-T, Other
Bowling Green	1-0-1
Pitt	1-0-1
Tennessee Tech	2-1-3

at Florida	0-0-0
at Missouri	0-0-0
*South Carolina	0-0-0
Ole Miss	0-0-0
at Alabama	2-2-4
at Kentucky	0-0-0
Georgia	1-0-1
South Alabama	1-2-3, 2 tfl, 1 s

2020 Opp.	U-A-T, Other
at South Carolina	0-0-0
Missouri	1-1-2
at Georgia	1-1-2
Kentucky	0-2-2
Alabama	1-1-2
at Arkansas	1-4-5
at Auburn	2-2-4
Florida	1-0-1
*at Vanderbilt	1-0-1
*Texas A&M	3-0-3, 1 tfl

2019 Opp.	U-A-T, Other
Georgia State	0-0-0
BYU	0-1-1
UTC	1-0-1
at Florida	0-3-3
Georgia	0-1-1
Mississippi State	1-0-1
at Alabama	0-1-1
South Carolina	0-1-1
*UAB	0-0-0
at Kentucky	1-0-1
*at Missouri	1-0-1, 1 tfl
*Vanderbilt	2-1-3, 1 tfl
*vs. Indiana	2-3-5

2018 Opp.	U-A-T, Other
ETSU	0-0-0
at Georgia	0-0-0
Charlotte	0-0-0
Missouri	0-0-0

* - denotes started



KWAUZE GARLAND
LB • 6-1 • 220 • R-So.
Conyers, Ga.

15

First name pronounced kwah-ZEE

CAREER

- Third-year Vol linebacker who also plays a large role on special teams coverage
- Switched from defensive back to linebacker during the 2020 season
- Played in 16 career games
- Earned a scholarship following the 2020 season after beginning his career as a walk-on

2021

- Has played in every game this season
- Notched one solo tackle at #4 Alabama (10/23)
- Made his first-career tackle in win vs. Tennessee Tech (9/18)

NOTABLE

- Majoring in communication studies
 - Goes by the nickname "Pakk"
 - Older brother, Kurott, plays defensive line for UT
 - Twitter: @IPakman27 | IG: @pakkxv
- >> Full profile on Media Guide Page 74

CAREER HIGHS

Tackles	1 (2x), last at Alabama, 10/23/21
----------------	-----------------------------------

CAREER STATS

Defense	GP/GS	UT	AT	TT	Sack	TFL	FF	FR	QBH	Int	High Tk
2019	3/0	0	0	0	0-0	0-0	0	0	0	0-0	--
2020	2/0	0	0	0	0-0	0-0	0	0	0	0-0	--
2021	11/0	1	1	2	0-0	0-0	0	0	0	0-0	1(2x)
Career	16/0	1	1	2	0-0	0-0	0	0	0	0-0	1(2x)

GAME-BY-GAME

2021 Opp.	U-A-T, Other
Bowling Green	0-0-0
Pitt	0-0-0
Tennessee Tech	0-1-1
at Florida	0-0-0
at Missouri	0-0-0
South Carolina	0-0-0
Ole Miss	0-0-0
at Alabama	1-0-1
at Kentucky	0-0-0
Georgia	0-0-0
South Alabama	0-0-0

2020 Opp.	U-A-T, Other
at Vanderbilt	0-0-0
Texas A&M	0-0-0

2019 Opp.	U-A-T, Other
Mississippi State	0-0-0
at Kentucky	0-0-0
vs. Indiana	0-0-0



KENNETH GEORGE JR.
DB • 5-11 • 203 • R-Sr.
Lafayette, La.



5

CAREER

- Experienced cornerback who is a consistent contributor in the secondary
- In his fourth season with the program and elected to return for his "super" senior year
- Played in 33 games with 10 starts after spending two seasons at Trinity Valley Community College
- Wearing the SEC grad patch after earning bachelor's degree in Nov. 2020

2021

- Did not play in UT's last two games
- Recovered a second-quarter fumble forced by Kamal Hadden to help stall a drive deep in UT territory at #4 Alabama (10/23)
- Made the first TFL of his career and had a season-high five tackles at Mizzou (10/2)

NOTABLE

- Earned bachelor's degree in communication studies in Dec. 2020
 - Nickname is "KG"
 - Was very lightly recruited out of high school. Grew five inches and put on 50 pounds during his first year at Trinity Valley Community College in Athens, Texas
 - Twitter: @KennethGeorgeJr | IG: @KennethGeorgeJr
- >> Full profile on Media Guide Page 74

CAREER HIGHS

Tackles	8 at South Carolina, 9/26/20
Tackles for Loss	1 at Missouri, 10/2/21
Interceptions	1 vs. Mississippi State, 10/12/19
Passed Defended	2 (2x), last vs. Alabama, 10/24/20
Fumble Recoveries	1 (2x), last at Alabama, 10/23/21

CAREER STATS

Defense	GP/GS	UT	AT	TT	Sack	TFL	FF	FR	PD	Int	High Tk
2018	4/0	1	2	3	0-0	0-0	0	0	0	0-0	1(3x)
2019	13/6	13	6	19	0-0	0-0	0	0	4	1-24	6-UGA
2020	8/4	18	7	25	0-0	0-0	0	1	6	0-0	8-SC
2021	8/0	4	1	5	0-0	1-0-1	0	1	0	0-0	5-MIZ
Career	33/10	36	16	52	0-0	1-0-1	0	2	10	1-24	8-SC

GAME-BY-GAME

2021 Opp.	U-A-T, Other
Bowling Green	0-0-0
Pitt	0-0-0
Tennessee Tech	0-0-0
at Florida	0-0-0
at Missouri	4-1-5, 1 tfl
South Carolina	0-0-0
Ole Miss	DNP - Injury
at Alabama	0-0-0, 1 fr
at Kentucky	0-0-0

Georgia	DNP
South Alabama	DNP

2020 Opp.	U-A-T, Other
*at South Carolina	5-3-8, 1 pd
Missouri	2-1-3, 1 pd
at Georgia	2-0-2, 1 pd, 1 fr
*Kentucky	1-2-3, 1 pd
*Alabama	6-1-7, 2 pd
*at Arkansas	2-0-2
at Vanderbilt	0-0-0
Texas A&M	0-0-0

2019 Opp.	U-A-T, Other
Georgia State	0-0-0
BYU	0-0-0
*UTC	0-0-0, 2 pd
at Florida	0-1-1, 1 pd
*Georgia	4-2-6
*Mississippi State	0-0-0, 1 int, 1 pd
*at Alabama	2-0-2
*South Carolina	3-0-3
*UAB	1-0-1
at Kentucky	1-1-2
at Missouri	0-0-0
Vanderbilt	2-2-4
vs. Indiana	0-0-0

2018 Opp.	U-A-T, Other
vs. West Virginia	0-1-1
ETSU	0-0-0
UTEP	0-1-1
Florida	1-0-1

* - denotes started



KAMAL HADDEN
DB • 6-1 • 190 • R-So.
River Rouge, Mich.

13

CAREER

- One of the top junior college cornerbacks who played one season at Independence C.C.
- Played in six games with one career start
- Originally signed with Auburn in Dec. 2020 before transferring and enrolling at Tennessee in June 2021
- Participated in spring practice at Auburn in 2021 but did not play a season at Auburn
- Considered the No. 5 junior college cornerback and the No. 32 overall prospect by 247Sports
- Totaled 21 tackles, one tackle for loss, three forced fumbles, one interception and eight pass breakups as a freshman in 2019 at Independence

2021

- Posted two solo tackles, including one TFL against South Alabama (11/20)
- Recorded his first career pass breakup and had a pair of tackles at #18 Kentucky (11/6)
- Made his first-career start, recording career highs in tackles (8) and TFLs (1.0) while also forcing a fumble against #4 Alabama (10/23)
- Saw significant action vs. #13 Ole Miss (10/16), playing 27 snaps at corner while making two tackles
- Made his UT debut against Tennessee Tech (9/18)

NOTABLE

- Says his mom is his biggest inspiration because she's always been his biggest fan
- Twitter: @KamalHadden9 | IG: @mal900_

>> Full profile on Media Guide Page 76

CAREER HIGHS

Tackles	8 vs. Alabama, 10/23/21
Tackles for Loss	1.0 (2x), last vs. South Alabama, 11/20/21
Forced Fumbles	1 vs. Alabama, 10/23/21
Passes Defended	1 at Kentucky, 11/6/21

CAREER STATS

Defense	GP/GS	UT	AT	TT	Sack	TFL	FF	FR	PD	Int	High Tk
2021	6/1	11	4	15	0-0	2.0-7	1	0	1	0-0	8-UA
Career	6/1	11	4	15	0-0	2.0-7	1	0	1	0-0	8-UA

GAME-BY-GAME

2021 Opp.	U-A-T, Other
Tennessee Tech	0-0-0
Ole Miss	1-1-2
*at Alabama	6-2-8, 1 tfl, 1 ff
at Kentucky	2-0-2, 1 pd
Georgia	0-1-1
South Alabama	2-0-2, 1 tfl

* - denotes started



KINGSTON HARRIS
OL • 6-3 • 326 • R-Jr.
Orlando, Fla.

54

CAREER

- Versatile lineman who began his career on defense before transitioning to the offensive line prior to the 2020 season
- Played in seven games with one start

2021

- Did not play the last nine games due to injury
- Made his first-career start against Tennessee Tech (9/18) at left guard and played 39 snaps
- Saw a significant role on the offensive line against Pitt (9/11) recording 61 snaps at left guard

NOTABLE

- Majoring in communication studies
- Twitter: @KingstonH71 | IG: @_kingstonharris_

>> Full profile on Media Guide Page 76

CAREER STATS

Games Played/Started: 2021: 2/1; 2020: 1/0; 2019: 2/0; 2018: 2/0
Career: 7/1



ROMAN HARRISON
DL/LB • 6-2 • 240 • Jr.
Bainbridge, Ga.

30

CAREER

- Talented edge rusher who has played in 32 games with one start during his three years on Rocky Top
- Was limited during spring drills in 2021

2021

- Had an impressive performance for the second-straight week with a career-high six tackles and two QB hurries against South Alabama (11/20). Also had 1.5 TFLs
- Notched five tackles against #1 Georgia (11/13)
- Recorded his first sack of the season while adding three tackles at #4 Alabama (10/23)
- Made a pair of tackles and had a QBH vs. #13 Ole Miss (10/16)
- Had three tackles against South Carolina (10/9)
- Made his first-career start at Missouri (10/2), finishing with two solo tackles
- Had four tackles at #11 Florida (9/25)
- Recorded a QB hurry and tackle against Pitt (9/11),
- Tied a career-high with four tackles in the season opener against Bowling Green (9/2)

NOTABLE

- Majoring in communication studies
- Twitter: @_rh30_ | IG: @_rh30_

>> Full profile on Media Guide Page 76

CAREER HIGHS

Tackles	6 vs. South Alabama, 11/20/21
Tackles for Loss	2.0 at Georgia, 10/10/20
Sacks	1.0 (5x), last at Alabama, 10/23/21
QB Hurries	2 vs. South Alabama, 11/20/21

CAREER STATS

Defense	GP/GS	UT	AT	TT	Sack	TFL	FF	FR	QBH	Int	High Tk
2019	11/0	3	5	8	2-12	2-12	0	0	1	0-0	4-UTC
2020	10/0	5	2	7	2-15	3-18	0	0	0	0-0	2-UGA
2021	11/1	17	14	31	1-11	2.5-12	0	0	4	0-0	6-USA
Career	32/1	25	21	46	5-38	7.5-42	0	0	5	0-0	6-USA

GAME-BY-GAME

2021 Opp.	U-A-T, Other
Bowling Green	0-4-4
Pitt	1-0-1, 1 qbh
Tennessee Tech	0-1-1
at Florida	3-1-4
*at Missouri	2-0-2
South Carolina	1-2-3
Ole Miss	2-0-2, 1 qbh
at Alabama	1-2-3, 1 tfl, 1 s
at Kentucky	0-0-0
Georgia	3-2-5
South Alabama	4-2-6, 1.5 tfl, 2 qbh

2020 Opp.	U-A-T, Other
at South Carolina	1-0-1
Missouri	0-0-0
at Georgia	2-0-2, 2 tfl, 1 s
Kentucky	0-0-0
Alabama	1-0-1, 1 s, 1 tfl
at Arkansas	0-0-0
at Auburn	0-0-0
Florida	0-1-1
at Vanderbilt	0-1-1
Texas A&M	1-0-1

2019 Opp.	U-A-T, Other
BYU	0-0-0, 1 qbh
UTC	1-3-4
at Florida	0-0-0
Mississippi State	0-0-0
at Alabama	0-0-0
South Carolina	0-1-1
UAB	0-1-1
at Kentucky	0-0-0
at Missouri	0-0-0
Vanderbilt	1-0-1, 1 tfl, 1 s
vs. Indiana	1-0-1, 1 tfl, 1 s

* - denotes started



JIMMY HOLIDAY
WR • 6-0 • 205 • So.
Flora, Miss.

6

CAREER HONORS

- 2020 SEC First-Year Academic Honor Roll

CAREER

- Versatile athlete in his second year with the program
- Contributor at wide receiver and special teams
- Played in 17 career games

2021

- Had a 23-yard kickoff return and a special teams tackle vs. South Alabama (11/20)
- Returned a kickoff 33 yards to the UK49, setting up a UT TD three plays later at #18 Kentucky (11/6)
- Had the first kickoff return of his career vs. #13 Ole Miss (10/16), returning it 27 yards to help set up a UT touchdown drive in the first quarter
- Made his first-career catch against Tennessee Tech (9/18) with a 5-yard reception in the fourth quarter
- Played on special teams against Pitt (9/11), making his second-career tackle, coming on punt coverage

NOTABLE

- Majoring in recreation and sport management
- Enjoys fishing, hunting and riding horses
- Favorite sport other than football is track
- Twitter: @jimmythejet3 | IG: @JimmyHoliday10

>> Full profile on Media Guide Page 78

CAREER HIGHS

Receptions	1 vs. Tennessee Tech, 9/18/21
Receiving Yards	5 vs. Tennessee Tech, 9/18/21
Long Reception	5 vs. Tennessee Tech, 9/18/21
Rushes	1 at Auburn, 11/21/20
Rushing Yards	6 at Auburn, 11/21/20
Long Rush	6 at Auburn, 11/21/20
Kickoff Returns	1 (3x), last vs. South Alabama, 11/20/21
Kickoff Return Yards	33 at Kentucky, 11/6/21
Long Kickoff Return	33 at Kentucky, 11/6/21
Tackles	1 (3x), last vs. South Alabama, 11/20/21
Fumble Recoveries	1 at South Carolina, 9/26/20

CAREER STATS

Receiving	GP/GS	No	Yds	Avg	Per/G	TD	Long	High Yd
2020	8/0	0	0	0.0	0.0	0	--	--
2021	9/0	1	5	5.0	0.6	0	5-TTU	5-TTU
Career	17/0	1	5	5.0	0.3	0	5-TTU	5-TTU


Rushing	GP/GS	No	Yds	Avg	Per/G	TD	Long	High Yd
2020	8/0	1	6	6.0	0.8	0	6-AU	6-AU
2021	9/0	0	0	0.0	0.0	0	--	--
Career	17/0	1	6	6.0	0.4	0	6-AU	6-AU

Kick Returns	No	Yds	Avg	Per/G	TD	Long	High Yd
2021	3	83	27.7	9.2	0	33-UK	33-UK
Career	3	83	27.7	9.2	0	33-UK	33-UK

GAME-BY-GAME

2021 Opp.	Rec-Yds-TD, Lg	Rush-Yds-TD, Other
Bowling Green	0-0-0	0-0-0
Pitt	0-0-0	0-0-0, 1 tkl
Tennessee Tech	1-5-0, 5	0-0-0
at Florida	0-0-0	0-0-0
at Missouri	DNP	
South Carolina	DNP	
Ole Miss	0-0-0	0-0-0, 27 kr yds
at Alabama	0-0-0	0-0-0
at Kentucky	0-0-0	0-0-0, 33 kr yds
Georgia	0-0-0	0-0-0
South Alabama	0-0-0	0-0-0, 23 kr yds

2020 Opp.	Rec-Yds-TD, Lg	Rush-Yds-TD, Other
at South Carolina	0-0-0	0-0-0, 1 fr
Missouri	0-0-0	0-0-0
at Georgia	0-0-0	0-0-0, 1 tkl
Kentucky	0-0-0	0-0-0
Alabama	0-0-0	0-0-0
at Arkansas	0-0-0	0-0-0
at Auburn	0-0-0	1-6-0, 6
Florida	0-0-0	0-0-0



**HENDON
HOOKER**

QB • 6-4 • 218 • R-Sr.
Greensboro, N.C.



5

CAREER HONORS

- 2021 Davey O'Brien Award Semifinalist
- 2021 Johnny Unitas Golden Arm Award Watch List
- 2021 CFPA National Performer of the Year Trophy Midseason Watch List
- Davey O'Brien Award Great 8 (10/11/21)
- SEC Offensive Player of the Week (11/6/21)
- Manning Award Star of the Week (at Missouri, 10/4/21; at #18 Kentucky, 11/6/21)
- CFPA Honorable Mention National Performer of the Week (at Missouri, 10/4/21; at #18 Kentucky 11/6/21)

CAREER

- Dynamic dual-threat graduate transfer quarterback who joined the Vols in January 2021
- Played in 36 games with 24 starts in career
- Earned his undergraduate degree at Virginia Tech and spent four seasons with the Hokies prior to transferring to Knoxville
- Has two years of remaining eligibility (including 2021)
- Was 8-7 as a starter at Virginia Tech, completing 197-of-312 passes for 2,894 yards and 22 touchdowns through the air, while rushing for 1,033 yards on 247 carries and 15 touchdowns on the ground

- Comes from a family pedigree of quarterbacks, including his father and brother

2021

- 5-4 as a starter with Tennessee, the offense has averaged 38.8 points per game and 468.7 yards per game in those nine contests
- Ranks fourth in the FBS and second in the SEC in passer rating (183.6) with 24 TDs to only 3 INTs
- Is 154-of-221 (.697) passing with 22 TDs in the nine games he's started this year
- Eighth in program history for single-season passing TDs with 24
- One of four QBs nationally with 24 passing and five rushing TDs
- Has four 70+ yard touchdowns, tied for the most in the country
- Attempted 140 consecutive passes without an interception from Tennessee Tech (9/18) to Alabama (10/23), the fourth-longest streak in program history
- Completed 85.0 percent of his passes (17-20) vs. South Alabama (11/20), the best mark by a UT QB since Joshua Dobbs completed 91.2 percent against Vandy in 2016 (min. 20 att.). Finished with 273 passing yards and two passing TDs and also had a rushing TD vs. the Jaguars
- Set a career-highs in completions (24) and attempts (37) while passing for 244 yards and a touchdown against #1 Georgia (11/13)
- Posted a career day at #18 Kentucky (11/6), throwing for 316 yards and four touchdowns, both career highs. Hit for passes of 75 and 72 yards on the first two drives of the game. Finished 15-of-20 passing and had 41 rushing yards, while averaging 11.52 yards per play
- Completed a season-best 19 passes on 28 attempts while throwing for 282 yards, the second-most in a single game in his career, and three touchdowns at #4 Alabama (10/23)
- Was 17-of-26 passing for 233 yards and a touchdown while recording his second-career 100-yard rushing output (108) and a score vs. #13 Ole Miss (10/16)
- Recorded 225 yards passing and three touchdowns for the second consecutive game, going 17-of-23 in win vs. South Carolina (10/9). Also ran for 66 yards and a touchdown on 20 attempts
- Became the first Vol quarterback since Tyler Bray to have multiple passing TDs in five-straight games
- Started at Missouri (10/2), completing 15-of-19 passes for 225 yards and three touchdowns. Also ran for 80 yards and a TD to finish with 305 yards of total offense
- Started against #11 Florida (9/25), going 13-of-23 passing for 221 yards and two touchdowns. Also ran for 23 yards on 12 carries.
- Linked up with JaVonta Payton for a 75-yard touchdown against the Gators, the longest pass play at UT since Oct. 31, 2015
- Made his first start as a Vol against Tennessee Tech (9/18), connecting for 17 completions on 25 attempts with 199 yards and a career-high tying three touchdowns. Also ran for a team-high 64 yards and a touchdown on nine attempts.
- Became the first Vol QB to throw for at least three TDs and rush for at least one TD in the same game since Joshua Dobbs threw for three and rushed for two on Nov. 19, 2016 against Missouri
- Saw significant action against Pitt (9/11), completing 15-of-21 passes for 188 yards and two touchdowns while rushing for 49 yards
- Made his Tennessee debut in the season-opener against Bowling Green (9/2), completing his only pass attempt for five yards in the fourth quarter

NOTABLE

- Earned his undergraduate degree in public relations from Virginia Tech in December 2020
- Father, Alan, is enshrined in the North Carolina A&T Hall of Fame after enjoying a stellar playing career as quarterback
- Younger brother, Alston, followed in their father's footsteps and plays QB at North Carolina A&T. Returned to watch his brother's team during Tennessee's open weekend in 2021

- Says his father is his biggest inspiration because he put the ball in his hand at a young age and taught him the value of hard work
- Has developed a relationship with former UT quarterback Joshua Dobbs and also leans on VFL and fellow Greensboro native Emmanuel Moseley of the San Francisco 49ers
- Has plans to write an ABC children's scripture book with his brother
- Twitter: @henhook2 | IG: @henhook_112
>> Full profile on Media Guide Page 78

CAREER HIGHS

Completions	24 vs. Georgia, 11/13/21
Attempts	37 vs. Georgia, 11/13/21
Completion Pct (Min. 10 Att.)	100.0 at Louisville, 10/31/20
Passing Yards	316 at Kentucky, 11/6/21
Passing TDs	4 at Kentucky, 11/6/21
Long Pass	75 (2x), last at Kentucky, 11/6/21
Interceptions	3 at Wake Forest, 10/24/20
Rushing Attempts	23 vs. Ole Miss, 10/16/21
Rushing Yards	164 vs. Boston College, 10/17/20
Rushing TDs	3 (2x), last at Louisville, 10/31/20
Long Rush	69 vs. William & Mary, 9/8/18

CAREER STATS

Passing GP/GS	Comp	Att	Pct	TD	Int	Yds	Per/G	Long	High Yd
2017*									
2018*	6/0	0	0	0.0	0	0	0.0	0	N/A
2019*	11/8	99	162	61.1	13	2	1555	141.4	71-PIT 311-UVA
2020*	8/7	98	150	65.3	9	5	1339	167.4	57-UNC 260-PIT
2021	11/9	170	243	70.0	24	3	2411	219.2	75-2x 316-UK
at VT	25/15	197	312	63.1	22	7	2894	115.8	71-PITT 311-UVA
at UT	11/9	170	243	70.0	24	3	2411	219.2	75(2x) 316-UK
Career	36/24	367	555	66.1	46	10	5305	147.4	75(2x) 316-UK

Rushing GP/GS	No	Yds	Avg	Per/G	TD	Long	High Yd
2017*							
2018*	6/0	4	57	14.3	9.5	1	69-WM 69-WM
2019*	11/8	123	356	2.9	32.4	5	34-UVA 76-MIA
2020*	8/7	120	620	5.2	77.5	9	53-MIA 164-BC
2021	11/9	137	486	3.5	44.2	5	25-UK 108-OM
at VT	25/15	247	1033	4.2	41.3	15	69-WM 164-BC
at UT	11/9	137	486	3.5	44.2	5	25-UK 108-OM
Career	36/24	378	1519	4.0	42.2	20	69-WM 164-BC

* - at Virginia Tech

GAME-BY-GAME

2021 Opp.	Comp	Att	TD	INT	Pct.	Yards	Lg	Run	Yds	TD	Lg
Bowling Green	1	1	0	0	100.0	5	5	0	0	0	0
Pitt	15	21	2	1	71.4	188	44	9	49	0	23
*Tenn. Tech	17	25	3	0	68.0	199	45	9	64	1	22
*at Florida	13	23	2	0	56.5	221	75	13	23	0	15
*at Missouri	15	19	3	0	78.9	225	35	15	80	1	19
*S. Carolina	17	23	3	0	73.9	225	39	20	66	1	21
*Ole Miss	17	26	1	0	65.4	233	30	23	108	1	21
*at Alabama	19	28	3	1	67.9	282	70	13	27	0	12
*at Kentucky	15	20	4	0	75.0	316	75	11	41	0	25
*Georgia	24	37	1	1	64.9	244	51	17	7	0	14
*S. Alabama	17	20	2	0	85.0	273	43	7	21	1	15

2020 Opp.	Comp	Att	TD	INT	Pct.	Yards	Lg	Run	Yds	TD	Lg
at N. Carolina	7	13	2	0	53.8	136	57	8	29	1	12
*Boston Coll.	11	15	1	0	73.3	111	29	18	164	3	31
*at Wake Forest	17	33	1	3	51.5	223	39	17	98	0	20
*at Louisville	10	10	0	0	100.0	183	42	19	68	3	18
*Liberty	20	27	3	0	74.1	217	25	20	156	1	31
*Miami	19	29	0	1	65.5	202	32	21	59	1	53
*at Pitt	13	22	2	1	59.1	260	55	14	53	0	15
*Clemson	1	1	0	0	100.0	7	7	3	-7	0	10

2019 Opp.	Comp	Att	TD	INT	Pct.	Yards	Lg	Run	Yds	TD	Lg
Old Dominion	0	0	0	0	0.0	0	0	3	7	0	5
Furman	0	0	0	0	0.0	0	0	0	0	0	0
Duke	1	2	0	0	50.0	8	8	4	-11	0	7
*at Miami	10	20	3	0	50.0	184	67	16	76	1	15
*Rhode Island	16	27	3	0	59.3	261	40	15	43	0	11
*N. Carolina	8	12	1	0	66.7	127	55	10	41	0	13
*Wake Forest	15	23	0	0	65.2	242	50	15	69	1	14
*at Ga. Tech	9	13	1	0	69.2	159	37	7	10	2	8
*Pitt	10	13	2	0	76.9	153	71	20	27	0	10
*at Virginia	18	30	1	2	60.0	311	61	21	44	1	34
*vs. Kentucky	12	22	2	0	54.5	110	22	12	50	0	14

2018 Opp.	Comp	Att	TD	INT	Pct.	Yards	Lg	Run	Yds	TD	Lg
William & Mary	0	0	0	0	0.0	0	0	1	69	1	69
at Old Dominion	0	0	0	0	0.0	0	0	0	0	0	0
at Duke	0	0	0	0	0.0	0	0	2	0	0	1

Notre Dame	0	0	0	0	0.0	0	0	0	0	0	0	0
Boston College	0	0	0	0	0.0	0	0	1	-12	0	0	0
Marshall	0	0	0	0	0.0	0	0	0	0	0	0	0

* - denotes started



JALIN HYATT
WR • 6-0 • 175 • So.
Irmo, S.C.

11

CAREER

- Speedy wide receiver and an explosive playmaker
- Delivered an outstanding true freshman season and is one of the Vols' go-to receivers this fall
- Can also contribute in the special teams return game
- Played in 21 career games with two starts
- Of his 38 catches, 16 have gone for 10+ yards, eight for 20+ yards and five for 30+ yards

2021

- Tied a career high with five receptions, taking those catches for 24 yards against #1 Georgia (11/13)
- Hauled season-long 41 yard catch-and-run in the second quarter at #18 Kentucky (11/6)
- Had three catches for 14 yards at #4 Alabama (10/23)
- Made one catch for 18 yards vs. #13 Ole Miss (10/16)
- Caught a 3-yard slant for the opening touchdown of the game against South Carolina (10/9) and finished the day with three grabs for 21 yards
- Had one carry for 10 yards at #11 Florida (9/25), the longest rush of his career
- Started against Bowling Green (9/2) and led all players with 62 receiving yards on four catches, including a 30-yd catch and run on the second drive of the game that set up a touchdown

NOTABLE

- Majoring in recreation and sport management
- Has a younger brother, Devin, who also plays football at Dutch Fork High School
- Came from same program as NFL VFL Bryce Thompson
- Twitter: @jalinhyatt | IG: @jalinhyatt
- >> Full profile on Media Guide Page 80

CAREER HIGHS

Receptions	5 (2x), last vs. Georgia, 11/13/21
Receiving Yards	86 vs. Alabama, 10/24/20
Receiving TDs	1 (3x), last vs. South Carolina, 10/9/21
Long Reception	48 vs. Alabama, 10/24/20
Rushes	1 (2x), last at Florida, 9/25/21
Rushing Yards	10 at Florida, 9/25/21
Long Rush	10 at Florida, 9/25/21

CAREER STATS

Receiving	GP/GS	No	Yds	Avg	Per/G	TD	Long	High Yd
2020	10/1	20	276	13.8	27.6	2	48-UA	86-UA
2021	11/1	18	191	10.6	17.4	1	41-UK	62-BG
Career	21/2	38	467	12.2	22.0	3	48-UA	86-UA

Rushing	GP/GS	No	Yds	Avg	Per/G	TD	Long	High Yd
2020	10/1	1	3	3.0	0.3	0	3-UGA	3-UGA
2021	11/1	1	10	10.0	0.9	0	10-UF	10-UF
Career	21/2	2	13	3.0	0.6	0	10-UF	10-UF

GAME-BY-GAME

2021 Opp.	Rec-Yds-TD, Lg	Rush-Yds-TD, Lg
*Bowling Green	4-62-0, 30	0-0-0
Pitt	0-0-0	0-0-0
Tennessee Tech	0-0-0	0-0-0
at Florida	0-0-0	1-10-0, 10
at Missouri	0-0-0	0-0-0
South Carolina	3-21-1, 11	0-0-0
Ole Miss	1-18-0, 18	0-0-0
at Alabama	3-14-0, 5	0-0-0
at Kentucky	1-41-0, 41	0-0-0
Georgia	5-24-0, 7	0-0-0
South Alabama	1-11-0, 11	0-0-0

2020 Opp.	Rec-Yds-TD, Lg	Rush-Yds-TD, Lg
at South Carolina	0-0-0	0-0-0
Missouri	2-54-0, 36	0-0-0
at Georgia	1-(-6)-0, 0	1-3-0, 3
Kentucky	0-0-0	0-0-0
Alabama	2-86-1, 48	0-0-0
at Arkansas	2-7-0, 7	0-0-0
at Auburn	3-37-0, 17	0-0-0
Florida	4-10-0, 5	0-0-0
at Vanderbilt	5-81-1, 26	0-0-0
*Texas A&M	1-7-0, 7	0-0-0

* - denotes started



THEO JACKSON
DB • 6-2 • 203 • Sr.
Nashville, Tenn.

26

CAREER

- Veteran defensive back out of Nashville, who elected to return for super senior season and is in his fifth year with the program
- Can play nickel, corner or safety
- Played in 54 games and made 22 starts
- Continues to shine on the defensive side of the ball with 69 tackles, 8.5 TFLs and 10 pass breakups in 10 games this season

2021

- Had six tackles and two TFLs in win vs. South Alabama (11/20)
- Tallied three tackles and a quarterback hurry against #1 Georgia (11/13)
- Broke up three passes, the second best single game performance by an SEC player this season, and tied a career-high with 11 tackles at #18 Kentucky (11/6)
- Posted three tackles at #4 Alabama (10/23) before leaving the game with an injury in the first half
- Made nine tackles, five solo, and had a pass breakup vs. #13 Ole Miss (10/16)
- Had five tackles and a PBU in win at Mizzou (10/2)
- Made seven tackles at #11 Florida (9/25) and had 0.5 TFL, marking his fourth consecutive game with a TFL. He is the first Vol to do that so since Kyle Phillips had five-straight in 2018
- Recorded three tackles, 1.5 TFLs, a PBU and half a sack against Tennessee Tech (9/18)
- Matched his career-high in tackles with 11, had two TFLs and recorded his first-career sack vs. Pitt (9/11)
- Started the season opener against Bowling Green (9/2) and set new career-highs in tackles (11), tackles for loss (2.5) and passes defended (3). His 2.5 tackles for loss were the most by a Vol DB since Emmanuel Moseley had 3.0 against Alabama on Oct. 15, 2016

NOTABLE

- Majoring in communication studies
- Member of the team's leadership council
- Father, Nate, played football at Western Kentucky
- Reunites this fall with coach Willie Martinez, who recruited him prior to his departure
- Says he started taking football seriously when he was age 11 and getting into youth teams coached by his dad
- Favorite food is his mom's chicken alfredo
- Is an avid bowler and considers himself the best bowler on the team
- Twitter: @theo_jackson05 | IG: @theo.jackson26
- >> Full profile on Media Guide Page 81

CAREER HIGHS

Tackles	11 (3x), last at Kentucky, 11/6/21
Tackles for Loss	2.5 vs. Bowling Green, 9/2/21
Sacks	1 vs. Pitt, 9/11/21
Interceptions	1 (2x), last vs. Missouri, 10/3/20
Passes Defended	3 (2x), last at Kentucky, 11/6/21
Forced Fumbles	1 vs. West Virginia, 9/1/18
Fumbles Recovered	1 vs. Alabama, 10/24/20

CAREER STATS

Defense	GP/GS	UT	AT	TT	Sack	TFL	FF	FR	PD	Int	High Tk
2017	11/0	6	2	8	0-0	0-0	0	0	0	0-0	3-UK
2018	11/1	16	4	20	0-0	1-3	1	0	2	0-0	5-AL
2019	12/5	29	24	53	0-0	1-2	0	0	3	1-0	9(2x)
2020	10/6	19	12	31	0-0	1-3	0	1	3	1-36	10-AR
2021	10/10	36	33	69	1.5-5	8.5-24	0	0	10	0-0	11(3x)
Career	54/22	106	75	181	1.5-5	11.5-32	1	1	18	2-36	11(3x)

GAME-BY-GAME

2021 Opp.	U-A-T, Other
*Bowling Green	6-5-11, 2.5 tfl, 3 pd
*Pitt	7-4-11, 2 tfl, 1 s, 1 pd
*Tennessee Tech	1-2-3, 0.5 s, 1.5 tfl, 1 pd
*at Florida	0-7-7, 0.5 tfl
*at Missouri	4-1-5, 1 pd
South Carolina	DNP - Injury
*Ole Miss	5-4-9, 1 pd
*at Alabama	3-0-3
*at Kentucky	6-5-11, 3 pd
*Georgia	1-2-3, 1 qbh
*South Alabama	3-3-6, 2 tfl

2020 Opp.	U-A-T, Other
at South Carolina	1-0-1
*Missouri	1-2-3, 1 int, 1 pd
at Georgia	1-1-2
Kentucky	0-0-0
Alabama	0-0-0, 1 fr
*at Arkansas	8-2-10, 1 tfl
*at Auburn	3-1-4
*Florida	2-3-5, 1 pd
*at Vanderbilt	0-0-0
*Texas A&M	3-3-0, 1 pd

2019 Opp.	U-A-T, Other
Georgia State	1-5-6
*BYU	4-5-9, 1 tfl, 1 pd
*UTC	2-1-3
*at Florida	5-1-6, 2 pd, 1 int
*Georgia	4-5-9
Mississippi State	2-2-4
*at Alabama	4-1-5
South Carolina	1-2-3
at Kentucky	2-0-2
at Missouri	2-0-2
Vanderbilt	2-1-3
vs. Indiana	0-1-1

2018 Opp.	U-A-T, Other
vs. West Virginia	1-0-1, 1 ff
ETSU	2-0-2, 1 tfl
UTEP	3-0-3
*Florida	3-0-3
at Georgia	0-0-0
at Auburn	0-1-1
Alabama	4-1-5
at South Carolina	0-0-0
Charlotte	0-1-1
Kentucky	1-0-1, 2 pd
Missouri	2-1-3

2017 Opp.	U-A-T, Other
Indiana State	1-0-1
at Florida	0-0-0
UMass	0-0-0
Georgia	1-0-1
South Carolina	0-1-1
at Alabama	1-0-1
at Kentucky	2-1-3
Southern Miss	0-0-0
at Missouri	1-0-1
LSU	0-0-0
Vanderbilt	0-0-0

* - denotes started



VELUS JONES JR.
WR • 6-0 • 200 • R-Sr.
Saraland, Ala.

First name pronounced VAY-lus

CAREER HONORS

- 2021 Paul Hornung Award Watch List
- 2020 All-SEC Fourth Team (Phil Steele)
- 2019 All-Pac-12 Second Team
- 2018 PFF College All-Pac-12 Second Team
- 2017 College Football News All-Pac-12 First Team
- 2017 All-Pac-12 Second Team (Athlon, Phil Steele)

CAREER

- Versatile wide receiver and dynamic return specialist who is in his sixth year at the collegiate level
- Is in his second season in Knoxville and elected to return for the 2021 campaign
- Played in 59 games with 19 starts during his career (21 games and 13 starts at Tennessee)
- The FBS active career leader in kickoff return yards with 2,851
- Owns four 100-yard games, three coming in the 2021 season and all four in a Tennessee uniform
- Surpassed 1,000 career receiving yards on Oct. 16, 2021
- Transferred from USC before the start of last season
- In his three seasons at USC, totaled 36 receptions for 347 yards to go along with 1,947 kickoff return yards on a school-record 81 attempts
- Finished his USC career second in program history in kickoff return yards, 194 behind record-holder Adoree' Jackson
- Earned his undergraduate degree from USC and is currently pursuing his master's degree at UT

2021

- Already the best season of his career in receptions (50) and receiving yards (646)
- Ranks third in the SEC in all-purpose yards per game (131.2) and first in kickoff return average (28.1)
- Set a career-high in all-purpose yards against South Alabama (11/20) with 246, including 103 receiving yards (third 100-yard receiving game this season), 96 on kickoff return and 47 on punt return. Took back a kickoff 96 yards for a touchdown at the end of the first half, UT's first KR TD since Sept. 9, 2017
- Posted 118 all-purpose yards with one kick return for 20 yards, a career high in punt returns (4) and punt return yards (54) and a career-high eight catches for 44 yards. Caught the opening score, a 9-yard connection with Hendon Hooker on UT's opening drive vs. #1 Georgia (11/13)
- Notched his second 100-yard output of the season against #18 Kentucky, including a 72-yard TD catch in the first quarter. Added 31 kick return yards
- Made three grabs, including an 8-yard touchdown from Hendon Hooker in the first quarter, for 18 yards in a start against #4 Alabama (10/23)
- Hauled in six passes for a game-high 93 yards vs. #13 Ole Miss (10/16). Added 59 kick return yards and had a career-best punt return of 40 yards
- Had a season-high 103 receiving yards and a touchdown on six catches against South Carolina (10/9). Caught a 21-yard pass touchdown pass from Hooker with 12 second left in the first quarter. Also had 33 punt return yards
- Made his first start of the year and led the team in receiving yards (79) and receptions (7) while hauling in a 35-yard touchdown in the second quarter in win over Mizzou (10/2)
- Tied for the team-high with three receptions for 64 yards at #11 Florida (9/25) and added 82 kickoff return yards on four attempts
- Led the team in receiving with 65 yards on three catches and scampered for a 45-yard touchdown. Also returned three punts for 32 yards
- Recorded the second most kickoff return yards of his career against Pitt (9/11) with 122. Also added 31 yards receiving on three receptions
- Totaled 52 kickoff return yards on two attempts in the opener against Bowling Green (9/2)

NOTABLE

- Earned his bachelor's degree in sociology from Southern Cal in December 2019 and is pursuing his master's at Tennessee in agricultural leadership, education and communications
 - Inspired by his late grandmother, Linda Jones, who passed away in 2012
 - Started playing football at the age of four
 - Bucket list item is to visit Greece
 - Maintains his own YouTube channel (Velus Jones Jr.)
 - Twitter: @VelusJr | IG: @iam_vjj
- >> Full profile on Media Guide Page 82

CAREER HIGHS

Receptions	8 vs. Georgia, 11/13/21
Receiving Yards	125 at Vanderbilt, 12/12/20
Receiving Touchdowns	2 at Vanderbilt, 12/12/20
Long Reception	74 at Vanderbilt, 12/12/20
Rushing Attempts	3 at Utah, 10/20/18
Rushing Yards	15 vs. South Carolina, 10/9/21
Rushing Touchdowns	1 vs. Arizona State, 10/27/18
Long Rush	15 vs. South Carolina, 10/9/21
Kickoff Returns	6 at Notre Dame, 10/21/17
Kickoff Return Yards	161 vs. Fresno State, 8/31/19
Kickoff Return TDs	1 (2x), last vs. South Alabama, 11/20/21
Long Kickoff Return	100 vs. Fresno State, 8/31/19
Punt Returns	4 vs. Georgia, 11/13/21
Punt Return Yards	54 vs. Georgia, 11/13/21
Long Punt Return	40 vs. Ole Miss, 10/16/21

CAREER STATS

Receiving	GP/GS	No	Yds	Avg	Per/G	TD	Long	High Yd
2017*	14/0	6	46	7.7	3.3	0	16-STAN	16-STAN
2018*	12/4	24	266	11.1	22.2	1	45-UCLA	71-TEX
2019*	12/2	6	35	5.8	2.9	0	8-CAL	12-(2x)
2020	10/6	22	280	12.7	28.0	3	74-VU	125-VU
2021	11/7	50	646	12.9	58.7	6	72-UC	103-SC
at USC	38/6	36	347	9.6	9.1	1	45-UCLA	71-TEX
at UT	21/13	72	980	13.6	46.7	9	74-VU	125-VU
Career	59/19	108	1327	12.3	22.5	10	74-VU	125-VU

Rushing	GP/GS	No	Yds	Avg	Per/G	TD	Long	High Yd
2017*	14/0	5	15	3.0	1.1	0	12-UTAH	12-UTAH
2018*	12/4	6	13	2.2	1.1	1	8-ASU	10-UNLV
2019*	12/2	0	0	0.0	0.0	0	N/A	N/A
2020	10/6	3	16	5.3	1.6	0	9-A&M	9-A&M
2021	10/6	1	15	15.0	1.5	0	15-SC	15-SC
at USC	38/6	11	28	2.5	0.7	1	12-UTAH	12-UTAH
at UT	20/12	3	16	5.6	0.8	0	9-A&M	9-A&M
Career	58/18	14	44	3.1	0.8	1	12-UTAH	12-UTAH

Kick Returns	No	Yds	Avg	Per/G	TD	Long	High Yd
2017*	31	760	24.5	54.3	0	59-UCLA	144-ND
2018*	21	483	23.0	40.3	0	37-ORST	91-WSU
2019*	29	704	24.3	58.7	1	100-FS	161-FS
2020	18	398	22.1	39.8	0	40-SC	71-UK
2021	18	506	28.1	46.0	1	96-USA	122-PITT
at USC	81	1947	24.0	51.2	1	100-FS	161-FS
at UT	36	904	25.1	43.1	1	96-USA	122-PIT
Career	117	2851	24.4	48.3	2	100-FS	161-FS

*at Southern Cal

Punt Returns	No	Yds	Avg	Per/G	TD	Long	High Yd
2021	16	222	13.9	37.0	0	40-OM	54-UGA
Career	16	222	13.9	37.0	0	40-OM	54-UGA

GAME-BY-GAME

2021 Opp.	Rec-Yds-TD, Lg	Kick Returns	Punt Returns
Bowling Green	1-0-0, 0	2-52-0, 28	N/A
Pitt	3-31-0	4-122-0, 39	N/A
Tennessee Tech	3-65-1, 45	1-23-0, 23	3-32-0, 25
at Florida	3-64-0, 37	4-82-0, 22	N/A
*at Missouri	7-79-1, 35	1-21-0, 21	2-16-0, 15
South Carolina	6-103-1, 31	0-0-0	2-33-0, 19
*Ole Miss	6-93-0, 30	3-59-0, 23	2-40-0, 40
*at Alabama	3-18-1, 8	0-0-0	N/A
*at Kentucky	5-100-1, 72	1-31-0, 31	N/A
*Georgia	8-44-1, 11	1-20-0, 20	4-54-0, 24
*S. Alabama	6-103-0, 41	1-96-1, 96	3-47-0, 33

2020 Opp.	Rec-Yds-TD, Lg	Rush-Yds-TD, Lg	Kick Returns
at S. Carolina	5-29-0, 13	0-0-0	2-66-0, 40
Missouri	1-22-0, 22	0-0-0	0-0-0
at Georgia	0-0-0	0-0-0	3-63-0, 31
Kentucky	2-3-0, 8	0-0-0	3-71-0, 27
*Alabama	1-4-0, 4	0-0-0	2-33-0, 27

*at Arkansas	0-0-0	1-3-0, 3	0-0-0
*at Auburn	2-27-0, 28	0-0-0	2-40-0, 32
*Florida	4-70-1, 22	1-4-0, 4	4-69-0, 20
*at Vanderbilt	7-125-2, 74	0-0-0	1-21-0, 21
*Texas A&M	0-0-0	1-9-0, 9	1-35-0, 35

2019 Opp.	Rec-Yds-TD, Lg	Rush-Yds-TD, Lg	Kick Returns
Fresno State	0-0-0, 0	0-0-0	6-161-1, 100
Stanford	0-0-0, 0	0-0-0	4-79-0, 25
at BYU	0-0-0	0-0-0	3-67-0, 24
Utah	0-0-0, 0	0-0-0	5-102-0, 26
at Washington	0-0-0, 0	0-0-0	3-78-0, 31
at Notre Dame	0-0-0	0-0-0	2-48-0, 25
Arizona	1-6-0, 6	0-0-0	1-15-0, 15
*at Colorado	1-5-0, 5	0-0-0	1-24-0, 24
*Oregon	2-12-0, 7	0-0-0	4-87-0, 26
at Arizona St.	0-0-0	0-0-0	0-0-0
at Cal	2-12-0, 8	0-0-0	1-24-0, 24
vs. Iowa	0-0-0	0-0-0	1-19-0, 19

2018 Opp.	Rec-Yds-TD, Lg	Rush-Yds-TD, Lg	Kick Returns
*UNLV	2-16-0, 9	2-10-0, 8	1-16-0, 16
at Stanford	0-0-0, 0	0-0-0	0-0-0
*at Texas	4-71-0, 40	0-0-0	2-55-0, 34
Washington St.	2-48-0, 44	0-0-0	4-91-0, 35
at Arizona	2-22-0, 19	0-0-0	0-0-0
*Colorado	2-6-0, 5	0-0-0	1-31-0, 31
at Utah	3-4-0, 4	3-(-5)-0, 0	1-30-0, 30
Arizona St.	1-22-0, 22	1-8-1, 8	4-87-0, 24
at Oregon St.	0-0-0	0-0-0	3-76-0, 37
*Cal	4-8-0, 9	0-0-0	0-0-0
at UCLA	1-45-1, 45	0-0-0	2-40-0, 28
Notre Dame	3-24-0, 12	0-0-0	3-57-0, 22

2017 Opp.	Rec-Yds-TD, Lg	Rush-Yds-TD, Lg	Kick Returns
W. Michigan	0-0-0	1-(-7)-0, 0	2-61-0, 32
Stanford	1-16-0, 16	0-0-0	0-0-0
Texas	1-9-0, 9	0-0-0	3-88-0, 37
at Cal	0-0-0	1-3-0, 3	2-55-0, 29
at Washington St.	0-0-0	0-0-0	1-24-0, 24
Oregon State	1-5-0, 5	1-4-0, 4	2-45-0, 23
Utah	1-4-0, 4	1-12-0, 12	1-25-0, 25
at Notre Dame	1-8-0, 8	0-0-0	6-144-0, 38
at Arizona St.	0-0-0	0-0-0	1-17-0, 17
Arizona	0-0-0	0-0-0	5-115-0, 29
at Colorado	1-4-0, 4	1-3-0, 3	1-23-0, 23
UCLA	0-0-0	0-0-0	2-85-0, 59
Stanford	0-0-0	0-0-0	0-0-0
vs. Ohio State	0-0-0	0-0-0	5-78-0, 28

* - denotes started



RAMEL KEYTON
WR • 6-3 • 195 • Jr.
Marietta, Ga.

80

CAREER

- Talented wide receiver with big play potential who is in his third season with the program
- Played in 28 games with four starts in his career
- Capped the 2019 season with two catches for 60 yds in UT's win over Indiana in the TaxSlayer Gator Bowl

2021

- Started his first game of the season and tallied one catch for 14 yards vs. South Alabama (11/20)
- Played a season-high 77 snaps against #1 Georgia (11/13) and had a career-high five receptions for 48 yards
- Made his first catch of the season for 10 yards against Tennessee Tech (9/18)

NOTABLE

- Majoring in communication studies
 - Twitter: @Wlme10 | IG: @dba.mel
- >> Full profile on Media Guide Page 85

CAREER HIGHS

Receptions	5 vs. Georgia, 11/13/21
Receiving Yards	60 vs. Indiana, 1/2/20
Long Reception	46 vs. Indiana, 1/2/20
Rushes	1 vs. Georgia State, 8/31/19

Rushing Yards	10 vs. Georgia State, 8/31/19
Long Rush	10 vs. Georgia State, 8/31/19

CAREER STATS

Receiving	GP/GS	No	Yds	Avg	Per/G	TD	Long	High Yd
2019	12/0	4	104	26.0	8.7	0	46-IU	60-IU
2020	7/2	9	76	8.4	10.9	0	13-SC	29-UGA
2021	9/1	7	72	10.3	8.0	0	15-UGA	48-UGA
Career	28/3	20	252	12.6	9.0	0	46-IU	60-IU

Rushing	GP/GS	No	Yds	Avg	Per/G	TD	Long	High Yd
2019	12/0	1	10	10.0	0.8	0	10-GSU	10-GSU
2020	7/2	0	0	0.0	0.0	0	--	--
2021	9/1	0	0	0	0	0	--	--
Career	28/3	1	10	10.0	0.4	0	10-GSU	10-GSU

GAME-BY-GAME

2021 Opp.	Rec-Yds-TD, Lg	Rush-Yds-TD, Lg
Bowling Green	DNP	
Pitt	0-0-0	0-0-0
Tennessee Tech	1-10-0, 10	0-0-0
at Florida	0-0-0	0-0-0
at Missouri	0-0-0	0-0-0
South Carolina	0-0-0	0-0-0
Ole Miss	0-0-0	0-0-0
at Alabama	DNP	
at Kentucky	0-0-0	0-0-0
Georgia	5-48-0, 15	0-0-0
*South Alabama	1-14-0, 14	0-0-0

2020 Opp.	Rec-Yds-TD, Lg	Rush-Yds-TD, Lg
*at South Carolina	2-20-0, 13	0-0-0
*Missouri	0-0-0	0-0-0
at Georgia	2-29-0, 16	0-0-0
Kentucky	2-6-0, 9	0-0-0
Alabama	1-4-0, 4	0-0-0
at Arkansas	1-7-0, 7	0-0-0
at Auburn	1-10-0, 10	0-0-0

2019 Opp.	Rec-Yds-TD, Lg	Rush-Yds-TD, Lg
Georgia State	0-0-0	1-10-0, 10
BYU	0-0-0	0-0-0
UTC	0-0-0	0-0-0
Georgia	0-0-0	0-0-0
Mississippi State	1-41-0, 41	0-0-0
at Alabama	0-0-0	0-0-0
South Carolina	0-0-0	0-0-0
UAB	0-0-0	0-0-0
at Kentucky	1-3-0, 3	0-0-0
at Missouri	0-0-0	0-0-0
Vanderbilt	0-0-0	0-0-0
vs. Indiana	2-60-0, 46	0-0-0



OLLIE LANE
OL • 6-4 • 325 • R-Jr.
Corryton, Tenn.



78

CAREER HONORS

- 2020 Fall SEC Academic Honor Roll
- 2019 Fall SEC Academic Honor Roll

CAREER

- In-state offensive lineman who has been a useful addition as a reserve
- Saw significant time at center in the spring of 2021 and can also play guard
- Wearing SEC grad patch after earning bachelor's degree from Tennessee in May 2021
- Played in 13 games with four starts in his career

2021

- Started four times and has played 419 offensive snaps this season
- Played 31 offensive snaps against South Alabama (11/20) and did not allow a sack as the Vols racked up 561 yards of total offense
- Started for the third-straight game, playing 83 snaps at left guard vs. #13 Ole Miss (10/16)
- Played 66 snaps in a start at left guard and helping the Vols pile up 472 yards of total offense in win vs. South Carolina (10/9)


- Started at left guard and played a season-high 82 snaps while helping Vols pile up 683 yards of total offense, including 458 rushing yards (third most in program history) in win at Mizzou (10/2)
- Played 18 snaps at left guard and did not allow a pressure against #11 Florida (9/25)
- Played 40 snaps and helped Vols rush for 202 yards in win vs. Tennessee Tech (9/18)
- Made his first-career start (LG) vs. Pitt (9/11), playing 13 snaps
- Saw significant action in season-opening win vs. Bowling Green (9/2), playing 60 clean snaps while helping Vols rush for 331 yards and four touchdowns

NOTABLE

- Earned his undergraduate degree from UT in kinesiology in May 2021
- Is a distant relative of William Wallace, a Scottish knight immortalized in the movie "Braveheart"
- Twitter: @ollie_lane78 | IG: @ollie_lane78

CAREER STATS

Games Played/Started: 2021: 10/4; 2020: 0/0; 2019: 3/0
Career: 13/4



CADE MAYS
OL • 6-6 • 325 • Sr.
Knoxville, Tenn.

68

CAREER HONORS

- SEC Offensive Lineman of the Week (at Missouri, 10/4/21; at Kentucky, 10/6/21)
- 2021 Preseason All-SEC First Team (Coaches & Media)
- 2021 Preseason All-SEC Second Team (Athlon)
- 2018 FWAA Freshman All-American
- 2018 SEC Coaches All-Freshman Team

CAREER

- An elite and versatile offensive lineman who continues his family legacy of Vols
- Can play every position on the line
- Began his career at Georgia, playing his freshman (2018) and sophomore (2019) seasons in Athens before transferring to Tennessee in January 2020
- Enters his second season with the Vols after starting seven games a season ago
- Played in 42 career games with 35 starts
- Has started all 17 games he has played with the Vols
- Prepped at Knoxville Catholic where he was a five-star prospect before signing with Georgia in 2018

2021

- Made the start at RT before leaving the game with an injury vs. South Alabama (11/20)
- Started at RT vs. #1 Georgia (11/13), playing 71 snaps
- Played every offensive play of the game at #18 Kentucky (11/6), allowing no pressures and committing no penalties to earn SEC OL of Week
- Did not play at #4 Alabama (10/23) due to injury
- Made the start at right tackle vs. #13 Ole Miss (10/16) and only played three snaps before leaving the game with an injury
- Started at right tackle, playing 66 snaps as UT racked up 472 yards of total offense in win vs. South Carolina (10/9)
- Played 40 snaps and did not allow a pressure or penalty while helping Vols pile up 683 yards of total offense, including an incredible 458 rushing yards (third most in program history) in win at Mizzou (10/2). Named SEC Offensive Lineman of the Week for the first time in his career for his efforts and became the first Vol to earn that honor since Trey Smith on Nov. 25, 2019
- Started and played 68 snaps at right tackle at #11 Florida (9/25)
- Started at right tackle against Tennessee Tech (9/18), playing 36 cleans snaps
- Played 74 snaps at right tackle without allowing a pressure vs. Pitt (9/11)
- Started in the Vols' opener against Bowling Green (9/2) at right tackle and helped Vols rush for 331

yards, UT's most since tallying 345 vs. UTEP on Sept. 15, 2018. Played 86 snaps and did not allow a sack or a penalty in opener.

NOTABLE

- Majoring in communication studies
- Continues family legacy of Vols as his brother, Cooper, is also a lineman at UT and his father, Kevin, was an All-SEC guard and offensive captain in 1994
- Attended the NCAA Elite Student-Athlete Symposium in March 2020
- Is an avid hunter
- Twitter: @cade_mays | IG: @cade_mays

CAREER STATS

Games Played/Started: 2021: 10/10; 2020: 7/7; 2019: 14/11; 2018: 11/7
Career: 42/35; **Georgia:** 25/18; **Tennessee:** 17/17



COOPER MAYS
OL • 6-3 • 295 • So.
Knoxville, Tenn.

63

CAREER

- Local offensive lineman who will has been the starting center
- Lines up alongside his brother, Cade, on the offensive line as the two reunited on the field in 2020
- Played in 16 games and made eight starts in career

2021

- Made his sixth start of the season at center against South Alabama (11/20), helping the Vols pile up 561 total yards of offense
- Did not allow a sack and played all 89 plays at center against #1 Georgia (11/13)
- Played all 49 offensive snaps in win at #18 Kentucky at center, helping UT rack up 461 yards of total offense
- Returned to start at #4 Alabama (10/23), playing 57 penalty-free snaps at center
- Started against #11 Florida (9/25) and played 50 snaps before leaving with an injury
- Started in season opener against Bowling Green (9/2) at center before exiting in first half with injury
- Did not play against South Carolina (10/9), Missouri (10/2), Tennessee Tech (9/18) or Pitt (9/11) due to injury

NOTABLE

- Major is undecided
- Brother, Cade, also plays on the offensive line for the Vols. The two reunited on the same team after Cade transferred from Georgia
- Father, Kevin, lettered for the Vols from 1991-94 and was a team captain and All-SEC guard in 1994
- Twitter: @CooperMays | IG: coop.mays

CAREER STATS

Games Played/Started: 2021: 6/6; 2020: 10/2
Career: 16/8



JAYLEN MCCOLLOUGH
DB • 6-0 • 205 • Jr.
Austell, Ga.

22

CAREER HONORS

- PFF College Nat'l Def. Team of the Week (12/12/20)
- 2019 PFF College All-Freshman Team (HM)
- PFF College SEC Def. Team of the Week (11/4/19)

CAREER

- Veteran starting safety who is one of Tennessee's defensive leaders
- Played in 34 games and made 25 starts

- Has played in every game since his true freshman season at Tennessee

2021

- Tallied three interceptions this season, which is tied for fourth in the SEC
- Tied for 2nd on the team with seven passes defended
- Had four tackles in the win vs. South Alabama (11/20)
- Forced a pass breakup and had six solo tackles in win at #18 Kentucky (11/6)
- Started at safety and forced the first fumble of his career at #4 Alabama (10/23), nearly changing the flow of the game as he stripped Bama QB Bryce Young as he reached for the goaline, but it was ruled that Young recovered the fumble for a TD
- Made three solo tackles in a start at safety against #13 Ole Miss (10/16)
- Intercepted a pass in the end zone against South Carolina (10/9) in the first quarter and made three tackles in his 20th career start
- Became the first Vol since current Seattle Seahawk Nigel Warrior to have INTs in back-to-back games
- Recorded his second interception of the season and made four tackles in win at Mizzou (10/2)
- Had an impressive day at #11 Florida (9/25) putting up six tackles, 0.5 TFL, one PBU and one QBH
- Had a career day against Tennessee Tech (9/18), making his first career interception and defending three passes while registering two tackles. Returned interception 16 yards that set up a UT TD
- Had five tackles vs. Pitt (9/11) after starting at safety. Also recorded a TFL for the second straight game
- Started at safety in season opener against Bowling Green (9/2), recording four tackles and a TFL

NOTABLE

- Majoring in communications studies
 - Nickname is "Tank"
 - Father, Eriles, played football at Jacksonville State
 - Twitter: @Jay_Mccollough2 | IG: @Jay_Mccollough2
- >> Full profile on Media Guide Page 92

CAREER HIGHS

Tackles	11 vs. Texas A&M, 12/19/20
Tackles for Loss	1.0 (7x), last vs. Pitt, 9/11/21
Sacks	1 at Alabama, 10/19/19
Forced Fumbles	1 at Alabama, 10/23/21
Interceptions	1 (3x), last vs. South Carolina, 10/9/21
Passes Defended	3 vs. Tennessee Tech, 9/18/21
QB Hurries	1 at Florida, 9/25/21

CAREER STATS

Defense	GP/GS	UT	AT	TT	Sack	TFL	FF	FR	PD	Int	High Tk
2019	13/6	24	9	33	1-10	3-16	0	0	2	0-0	7-1U
2020	10/8	29	14	43	0-0	2-5-3	0	0	2	0-0	11-TAMU
2021	11/11	33	10	43	0-0	2-5-6	1	0	7	3-45	6(2x)
Career	34/25	86	33	119	1-10	8.0-25	1	0	11	3-45	11-TAMU

GAME-BY-GAME

2021 Opp.	U-A-T, Other
*Bowling Green	3-1-4, 1 tfl
*Pitt	2-3-5, 1 tfl
*Tennessee Tech	2-0-2, 1 int, 3 pd
*at Florida	5-1-6, 0.5 tfl, 1 pd, 1 qbh
*at Missouri	3-1-4, 1 int
*South Carolina	2-1-3, 1 int
*Ole Miss	3-0-3
*at Alabama	3-0-3, 1 ff
*at Kentucky	6-0-6, 1 pd
*Georgia	1-1-2
*South Alabama	3-1-4

2020 Opp.	U-A-T, Other
at South Carolina	4-0-4
*Missouri	4-1-5
*at Georgia	2-2-4, 1 pd
*Kentucky	0-3-3
*Alabama	4-2-6, 1 tfl
*at Arkansas	2-1-3, 1 tfl
*at Auburn	0-0-0
*Florida	2-0-2, 1 pd
at Vanderbilt	4-1-5, 0.5 tfl
*Texas A&M	7-4-11

2019 Opp.	U-A-T, Other
Georgia State	0-0-0
BYU	0-0-0
UTC	3-1-4, 1 tfl, 1 pd
at Florida	0-1-1
Georgia	0-0-0
Mississippi State	0-0-0
at Alabama	2-2-4, 1 s, 1 tfl
*South Carolina	4-1-5
*UAB	2-0-2
*at Kentucky	0-1-1
*at Missouri	5-0-5
*Vanderbilt	3-1-4
*Indiana	5-2-7, 1 tfl, 1 pd

* - denotes started



TAMARION McDONALD
DB • 6-2 • 200 • So.
Memphis, Tenn.

12

CAREER

- Instinctive defensive back who can play safety or cornerback and plays a large role on special teams
- Saw plenty of time at safety in the spring of 2021, his first spring with the program
- Played in 17 games with one start in his career

2021

- Had a career-high five tackles (all solo) and a PBU in win at Mizzou (10/2)
- Recorded his first-career interception and TFL in win vs. Tennessee Tech (9/18)
- Had two special teams tackles vs. Pitt (9/11)
- Saw action in season opener against Bowling Green (9/2), recording one tackle on special teams

NOTABLE

- Studying the health & human services exploratory track
 - 2019 Tennessee Class 6A All-State Team
 - High school teammate with fellow class of 2020 signee Bryson Eason at Whitehaven High School
 - Twitter: @tjdadonn | IG: @tjdadonn
- >> Full profile on Media Guide Page 93

CAREER HIGHS

Tackles	5 at Missouri, 10/2/21
Tackles for Loss	1.0 vs. Tennessee Tech, 9/18/21
Interceptions	1 vs. Tennessee Tech, 9/18/21
Passes Defended	1 (3x), last at Missouri, 10/2/21

CAREER STATS

Defense	GP/GS	UT	AT	TT	Sack	TFL	FF	FR	PD	Int	High Tk
2020	7/1	5	6	11	0-0	0-0	0	0	1	0-0	2(4x)
2021	10/0	8	1	9	0-0	1-1	0	0	2	1-4	5-MU
Career	17/1	13	7	20	0-0	1-1	0	0	3	1-4	5-MU

GAME-BY-GAME

2021 Opp.	U-A-T, Other
Bowling Green	1-0-1
Pitt	1-1-2
Tennessee Tech	1-0-1, 1 int, 1 tfl
at Florida	0-0-0
at Missouri	5-0-5
South Carolina	DNP
Ole Miss	0-0-0
at Alabama	0-0-0
at Kentucky	0-0-0
Georgia	0-0-0
South Alabama	0-0-0

2020 Opp.	U-A-T, Other
Kentucky	0-1-1
Alabama	1-1-2
at Arkansas	1-1-2
at Auburn	1-1-2
Florida	0-1-1
*at Vanderbilt	2-0-2, 1 pd
Texas A&M	0-1-1

* - denotes started



CHASE McGRATH
PK • 6-0 • 195 • R-Sr.
Newport Beach, Calif.



40

CAREER HONORS

- 2021 Lou Groza Award Watch List
- 2019 All-Pac-12 Honorable Mention

CAREER

- Graduate transfer placekicker from Southern Cal
- Was the starting kicker at USC for three seasons and overcame a knee injury sustained in 2018
- Has connected on 42-of-55 field goals (76.3 percent) during his career, including a career-long make of 52 yards (2019 at USC)
- Is 10-of-13 on field goals and 54-of-54 on PATs at UT
- Was 118-of-119 in PATs at USC and is 172-of-173 for his career, having made 124 in a row

2021

- Tied a career-high with eight made PATs against South Alabama (11/20)
- Connected on his only try of the game from 24 yards against #1 Georgia (11/13), added two PATs
- Hit from 43 yards as time expired in the first half at #18 Kentucky (11/6) and made all six PATs
- Drilled his only FG attempt of the game at #4 Alabama (10/23), a 32-yarder. Also made three PATs
- Connected from 39 yards out at the end of the first half, and narrowly missed right from 49 vs. #13 Ole Miss (10/16). Made three extra points
- Drilled his only field goal of the game against South Carolina (10/9), a 25-yarder as the clock expired in the first half. Made six PATs
- Made two field goals from 25 and 27 yards out while drilling a eight PATs in the win over Mizzou (10/2), finishing with the second most points in his career with 14
- Was 2-of-2 on field goals against Pitt (9/11), making from both 37 and 48 yards while hitting all four PATs
- Made his lone field goal attempt of 43 yards and was 5-of-5 on PATs in season opener against Bowling Green (9/2)

NOTABLE

- Earned his undergraduate degree in communications from USC in December 2020.
 - Twitter: @chasemcgrath
- >> Full profile on Media Guide Page 94

CAREER HIGHS

Field Goals Made	5 vs. UNLV, 9/1/18
Field Goals Attempted	5 vs. UNLV, 9/1/18
Longest Field Goal	52 at BYU, 9/14/19
Longest Attempt	53 at Stanford, 9/8/18
PATs	8 (2x), last vs. South Alabama, 11/20/21
Points	19 vs. UNLV, 9/1/18

CAREER STATS

Kick	GP	FG	FGA	Pct.	PAT	Pts	19-29	30-39	40-49	50+	Lg
2017*	14	12	17	70.6	58-59	94	5-7	4-5	2-4	1-1	51-ASU
2018*	3	6	8	75	6-6	24	1-1	3-3	2-2	0-2	47-UNLV
2019*	13	14	17	82.4	54-54	86	4-4	6-7	3-5	1-1	52-BYU
2021	11	10	13	76.9	54-54	84	4-4	3-4	3-5	0-0	48-PIT
at USC	30	32	42	76.2	118-119	214	10-12	13-15	7-11	2-4	52-BYU
at UT	11	10	13	76.9	54-54	84	4-4	3-4	3-5	0-0	48-PIT
Career	41	42	55	76.3	172-173	295	14-16	16-19	10-16	2-4	52-BYU

* - at Southern Cal

GAME-BY-GAME

2021 Opp.	FGs, PATs, Pts
Bowling Green	1-1 (43G), 5-5, 8 pts
Pitt	2-2 (37G, 48G), 4-4, 10 pts
Tennessee Tech	0-0, 7-7, 7 pts
at Florida	0-1 (47M), 2-2, 2 pts
at Missouri	2-2 (25G, 27G), 8-8, 14 pts
South Carolina	1-1 (25G), 6-6, 9 pts
Ole Miss	1-2 (39G, 49M), 3-3, 6 pts
at Alabama	1-1 (32G), 3-3, 6 pts
at Kentucky	1-2 (43G, 35M), 6-6, 9 pts
Georgia	1-1 (24G), 2-2, 5 pts
South Alabama	0-0, 8-8, 8 pts

2019 Opp.	FGs, PATs, Pts
Fresno State	1-1 (38G), 4-4 PAT, 7 pts
Stanford	1-1 (23G), 6-6 PAT, 9 pts
at BYU	2-2 (27G, 52G), 3-3 PAT, 9 pts
Utah	0-0, 4-4 PAT, 4 pt
at Washington	0-0, 2-2 PAT, 2 pts
at Notre Dame	2-2 (40G, 27G), 3-3 PAT, 9 pts
Arizona	2-2 (50M, 47G, 37M), 5-5 PAT, 11 pts
at Colorado	0-1 (40M), 5-5 PAT, 5 pts
Oregon	1-1 (24G), 3-3, 6 pts
at Arizona State	1-1 (41G), 4-4, 7 pts
at California	2-2 (41G, 32G), 5-5, 11 pts
UCLA	1-2 (31G, 45M), 7-7, 10 pts
vs. Iowa	1-2 (32G, 39M), 3-3, 6 pts

2018 Opp.	FGs, PATs, Pts
UNLV	5-5 (46G, 38G, 29G, 47G, 36G), 4-4 PAT, 19 pts
at Stanford	1-2 (53M, 35G), 0-0, 3 pts
Texas	0-1 (50B), 2-2, 2 pts

2017 Opp.	FGs, PATs, Pts
W. Michigan	0-0, 7-7 PAT, 7 pts
Stanford	0-0, 6-6 PAT, 6 pts
Texas	2-3 (46M, 31G, 43G), 3-3 PAT, 9 pts
at California	3-3 (37G, 34G, 46G), 3-3 PAT, 12 pts
at Washington St.	2-2 (20G, 29G), 3-3 PAT, 9 pts
Oregon State	1-1 (29G), 5-5 PAT, 8 pts
Utah	0-0, 4-4 PAT, 4 pts
at Notre Dame	0-1 (27M), 2-2 PAT, 2 pts
at Arizona State	2-3 (51G, 38M, 33G), 6-6 PAT, 12 pts
Arizona	0-0, 7-7 PAT, 7 pts
at Colorado	1-2 (40M, 26G), 3-4 PAT, 6 pts
UCLA	0-0, 4-4 PAT, 4 pts
vs. Stanford	1-1 (24G), 4-4 PAT, 7 pts
vs. Ohio State	0-1 (28M), 1-1 PAT, 1 pt



WALKER MERRILL
WR • 6-1 • 190 • Fr.
Brentwood, Tenn.

19

CAREER

- Enrolled at Tennessee in January 2021 and went through spring practice
- A consensus top-10 player in the state of Tennessee by 247Sports.com, Rivals.com and ESPN.com
- Fast and athletic wide receiver prospect out of the Nashville area who will play out of the slot
- Played in eight games with one start in career

2021

- Had one reception for 12 yards vs. #13 Ole Miss (10/16)
- Made his first-career start against Tennessee Tech (9/18), securing four catches for 40 yards
- Made his collegiate debut in the season opener against Bowling Green (9/2)

NOTABLE

- Majoring in finance
- Hobbies include wakeboarding, snowboarding and watching movies
- Biggest sports influence on him was Kobe Bryant because of his work ethic
- Favorite musical artist is Juice Wrld
- Favorite food is chicken alfredo
- Favorite TV show is "The Office"
- Twitter: @Walker_Merrill1 | IG: @Walker_Merrill1

CAREER HIGHS

Receptions	4 vs. Tennessee Tech, 9/18/21
Receiving Yards	40 vs. Tennessee Tech, 9/18/21
Long Reception	16 vs. Tennessee Tech, 9/18/21

CAREER STATS

Receiving GP/GS	No	Yds	Avg	Per/G	TD	Long	High Yd
2021	8/1	5	52	10.4	6.5	0	16-TTU
Career	8/1	5	52	10.4	6.5	0	16-TTU

GAME-BY-GAME

2021 Opp.	Rec-Yds-TD, Lg
Bowling Green	0-0-0
Pitt	0-0-0
*Tennessee Tech	4-40-0, 16
at Florida	0-0-0
at Missouri	0-0-0
South Carolina	0-0-0
Ole Miss	1-12-0, 12
at Alabama	DNP
at Kentucky	DNP
Georgia	0-0-0
South Alabama	DNP

* - denotes started



JOE MILTON III
QB • 6-5 • 244 • R-Jr.
Pahokee, Fla.

7

CAREER

- Strong-armed transfer quarterback from Michigan
- Played in 21 games with seven starts in career
- Enrolled at Tennessee in June 2021 after playing three seasons at Michigan, including the 2020 campaign in which he was the starter in five games
- Has three seasons of eligibility remaining with the Vols, including his COVID-19 exempt year (includes this season)
- Wears the SEC grad patch after earning his bachelor's degree from Michigan in three years
- In 14 career games at Michigan, accounted for 1,350 total yards of offense - 1,194 passing and 156 rushing - and eight TDs - five passing and three rushing
- Wore No. 5 at Michigan but wears No. 7 at Tennessee, the number he wore in high school
- Owns a 3-4 record as a starter (1-1 at Tennessee)

2021

- Played late vs. South Alabama (11/20), completing 5-of-7 passing for 32 yards. Led an 80-yard scoring drive earlier in the fourth quarter
- Played late vs. #1 Georgia (11/13) and completed six passes for 88 yards and a touchdown to Cedric Tillman. Hit on the longest pass of his career, a 53-yard completion to Tillman in the fourth quarter
- Took over late for an injured Hendon Hooker vs. #13 Ole Miss (10/16), completing 1-of-2 passes for 12 yards. Added 13 yards on the ground
- Entered late against Mizzou (10/2), posting two rushes for 39 yards with a long of 32
- Saw late action against #11 Florida (9/25), going 2-of-8 through the air for 54 yards
- Did not play vs. Tennessee Tech (9/18) due to injury
- Was 7-of-12 passing for 50 yards and added a career-long 54-yard rush in limited action against Pitt (9/11) before exiting with an injury in the second quarter. His 54-yard dash was the longest by a Vols QB since Joshua Dobbs had a 70-yard run against Missouri on Nov. 18, 2016
- Completed 11-of-23 passes for 139 yards and a touchdown, adding 44 yards rushing and two touchdowns in the season opener against Bowling Green (9/2). Became the first UT QB to rush for multiple touchdowns in his first UT start since Alan Cockrell on Sept. 19, 1981 against Colorado State.

NOTABLE

- Graduated with a bachelor's degree in American Culture from the University of Michigan
- Moved to Orlando from Pahokee for his freshman year of high school
- Enjoys cooking as a hobby
- Models his game after Cam Newton he says
- Twitter: @Qbjay7 | IG: @joemilton5

>> Full profile on Media Guide Page 96

CAREER HIGHS

Completions	32 vs. Michigan State, 10/31/20
Attempts	51 vs. Michigan State, 10/31/20
Completion Pct (Min. 10 Att.)	68.2 at Minnesota, 10/24/20
Passing Yards	344 at Indiana, 11/7/20

Passing Touchdowns	3 at Indiana, 11/7/20
Long Pass	53 vs. Georgia, 11/13/21
Interceptions	2 (2x), last vs. Wisconsin, 11/14/20
Rushing Attempts	14 vs. Bowling Green, 9/2/21
Rushing Yards	59 vs. Michigan State, 10/31/20
Rushing Touchdowns	2 vs. Bowling Green, 9/2/21
Long Rush	54 vs. Pitt, 9/11/21

CAREER STATS

Passing GP/GS	Comp	Att	TD	INT	Yds	Per/G	Long	High Yd
2018*	4/0	3	4	75.0	0	1	58	14.5 43-OSU 45-OSU
2019*	4/0	3	7	42.9	1	1	59	14.8 29-RU 59-RU
2020*	6/5	80	141	56.7	4	4	1077	179.5 52-IU 344-IU
2021	7/2	32	62	51.6	2	0	375	53.6 53-UGA 139-BU
at UM	14/5	86	152	56.6	5	6	1194	85.3 52-IU 344-IU
at UT	7/2	32	62	51.6	2	0	375	53.6 53-UGA 139-BU
Career	21/7	118	214	55.1	7	6	1569	74.7 53-UGA 344-IU

Rushing GP/GS	No	Yds	Avg	Per/G	TD	Long	High Yd
2018*	4/0	7	31	4.4	7.8	1	23-WIS 22-WIS
2019*	4/0	5	16	3.2	4.0	1	9-MT 9-MT
2020*	6/5	38	109	2.9	18.2	1	23-MIN 59-MSU
2021	7/2	27	134	5.0	19.1	2	54-PITT 54-PITT
at UM	14/5	50	156	3.1	11.1	3	23(2x) 59-MSU
at UT	7/2	27	134	5.0	19.1	2	54-PITT 54-PITT
Totals	21/7	87	330	3.8	15.7	5	54-PITT 59-MSU

* - at Michigan

GAME-BY-GAME

2021 Opp.	Comp	Att	TD	INT	Pct.	Yards	Lg	Run	Yds	TD	Lg
*Bowling Green	11	23	1	0	47.8	139	40	14	44	2	13
*Pitt	7	12	0	0	58.3	50	10	5	54	0	54
Tenn. Tech					DNP - Injury						
at Florida	2	8	0	0	25.0	54	37	1	6	0	6
at Missouri	0	0	0	0	0	0	0	2	39	0	32
South Carolina					DNP						
Ole Miss	1	2	0	0	50.0	12	12	1	13	0	13
at Alabama					DNP						
at Kentucky					DNP						
Georgia	6	10	1	0	60.0	88	53	2	-15	0	0
S. Alabama	5	7	0	0	71.4	32	11	2	-7	0	2

2020 Opp.	Comp	Att	TD	INT	Pct.	Yards	Lg	Run	Yds	TD	Lg
*at Minnesota	15	22	1	0	68.2	225	35	8	52	1	23
*at Indiana	18	34	3	2	52.9	344	52	5	-9	0	10
*Wisconsin	9	19	0	2	47.4	98	36	7	15	0	9
*at Rutgers	5	12	0	0	41.7	89	31	4	-16	0	2
Penn State	1	3	0	0	33.3	21	21	2	8	0	8
*Michigan St.	32	51	0	0	62.7	300	26	12	59	0	17

2019 Opp.	Comp	Att	TD	INT	Pct.	Yards	Lg	Run	Yds	TD	Lg
Middle Tenn.	0	1	0	0	0.0	0	0	1	9	0	9
at Wisconsin	0	2	0	1	0.0	0	0	2	6	0	6
Rutgers	3	4	1	0	75.0	59	29	2	1	1	1
Notre Dame	0	0	0	0	0.0	0	0	0	0	0	0

2018 Opp.	Comp	Att	TD	INT	Pct.	Yards	Lg	Run	Yds	TD	Lg
Wisconsin	0	0	0	0	0.0	0	0	2	22	0	23
at Rutgers	0	0	0	0	0.0	0	0	3	-6	0	2
at Ohio State	2	3	0	1	66.7	45	43	1	4	1	4
vs. Florida	1	1	0	0	100.0	13	13	1	11	0	11

* - denotes started



WILLIAM MOHAN
LB • 6-1 • 210 • R-Fr.
Brooklyn, N.Y.

18

CAREER

- Transfer linebacker who hails from Brooklyn, NY
- Played in 12 career games
- Enrolled at Tennessee in June 2021 after playing his freshman season at Michigan
- Will have four seasons of remaining eligibility with the Vols, including his COVID-19 exempt year
- Reunites with linebacker coach Brian Jean-Mary, who joined the UT staff from Michigan in the spring

2021

- Has played in every game this season
- Played as a reserve linebacker and on special teams against Tennessee Tech (9/18), making three tackles
- Had one tackle on kickoff coverage against Pitt (9/11)
- Played a major role on special teams, totaling four tackles in his UT debut during season-opening win over Bowling Green (9/2)

NOTABLE

- Majoring in English
- Goes by "Apache"
- Favorite food is mac and cheese
- Twitter: @William_Apache8 | IG: @apachewm02
- >> Full profile on Media Guide Page 98

CAREER HIGHS

Tackles 4 vs. Bowling Green, 9/2/21

CAREER STATS

Defense	GP/GS	UT	AT	TT	Sack	TFL	FF	FR	PD	Int	High Tk
2020*	1/0	0	1	1	0-0	0-0	0	0	0	0-0	1-MN
2021	11/0	6	3	9	0-0	0-0	0	0	0	0-0	4-BG
at UM	1/0	0	1	1	0-0	0-0	0	0	0	0-0	1-MN
at UT	11/0	6	3	9	0-0	0-0	0	0	0	0-0	4-BG
Career	12/0	6	4	10	0-0	0-0	0	0	0	0-0	4-BG

* - at Michigan

GAME-BY-GAME

2021 Opp.	U-A-T, Other
Bowling Green	3-1-4
Pitt	0-1-1
Tennessee Tech	3-0-3
at Florida	0-1-1
at Missouri	0-0-0
South Carolina	0-0-0
Ole Miss	0-0-0
at Alabama	0-0-0
at Kentucky	0-0-0
Georgia	0-0-0
South Alabama	0-0-0

2020 Opp.	U-A-T, Other
at Minnesota	0-1-1



SOLON PAGE III

LB • 6-2 • 223 • R-Sr.
Atlanta, Ga.

First name pronounced SOUL-in

CAREER HONORS

- 2019 Fall SEC Academic Honor Roll
- 2017 First-Year SEC Academic Honor Roll

CAREER

- Fifth-year linebacker who has seen his role increase significantly this season
- Played in 20 games and made three starts in career

2021

- Has made 37 tackles this season after having just eight over his first three seasons
- Started his third game of the season and made four tackles in win vs. South Alabama (11/20)
- Had one tackle against #1 Georgia (11/13)
- Made three tackles at #18 Kentucky (11/6)
- Posted a pair of tackles against #4 Alabama (10/23)
- Had three tackles and a PBU vs. #13 Ole Miss (10/16)
- Tied a career-high with six tackles in the win over South Carolina (10/9) and made 0.5 TFLs
- Started and made three tackles in win at Mizzou (10/2)
- Made three tackles, including his second TFL of the season, against #11 Florida (9/25)
- Returned his first career interception for a touchdown (31 yards) vs. Tennessee Tech (9/18) and made three tackles
- Made his first-career start and recorded six stops against Pitt (9/11). Also had a TFL
- Recorded three tackles in season-opening win against Bowling Green (9/2)

NOTABLE

- Majoring in recreation and sport management
- Twitter: @SolonPage | IG: @_almvghtyso
- >> Full profile on Media Guide Page 99

CAREER HIGHS

Tackles 6 (2x), last vs. South Carolina, 10/9/21
Tackles for Loss 1.0 (2x), last at Florida, 9/25/21

Interceptions

1 vs. Tennessee Tech, 9/18/21

Touchdowns 1 (INT Return) vs. Tennessee Tech, 9/18/21

CAREER STATS

Defense	GP/GS	UT	AT	TT	Sack	TFL	FF	FR	PD	Int	High Tk
2017											
2018	1/0	0	0	0	0-0	0-0	0	0	0	0-0	N/A
2019	5/0	5	2	7	0-0	0-0	0	0	0	0-0	4-UAB
2020	3/0	0	1	1	0-0	0-0	0	0	0	0-0	1-UA
2021	11/3	13	24	37	0-0	2.5-7	0	0	2	1-31	6(2x)
Career	20/3	18	27	45	0-0	3.0-7	0	0	2	1-31	6(2x)

GAME-BY-GAME

2021 Opp.	U-A-T, Other
Bowling Green	0-3-3
*Pitt	3-3-6, 1 tfl
Tennessee Tech	0-3-3, 1 int, 1 td
at Florida	1-2-3, 1 tfl
*at Missouri	3-0-3
South Carolina	1-5-6, 0.5 tfl
Ole Miss	3-0-3, 1 pd
at Alabama	0-2-2
at Kentucky	0-3-3
Georgia	1-0-1
*South Alabama	1-3-4

2020 Opp.	U-A-T, Other
Kentucky	0-0-0
Alabama	0-1-1, 0.5 tfl
at Vanderbilt	0-0-0

2019 Opp.	U-A-T, Other
Mississippi State	0-1-1
at Alabama	0-0-0
UAB	3-1-4
Vanderbilt	2-0-2
vs. Indiana	0-0-0

2018 Opp.	U-A-T, Other
Missouri	0-0-0

* - denotes started



JAVONTA PAYTON

WR • 6-1 • 180 • Sr.
Nashville, Tenn.

First name pronounced ja-VON-tay

CAREER

- Graduate transfer from Mississippi State who returns to his home state
- A versatile, big-play wide receiver who is no stranger to the SEC
- Played in 33 games with 15 starts in his career
- MSU's top special teams tackler with 20 in two seasons
- Wearing SEC grad patch after earning his bachelor's degree from Mississippi State in Dec. 2020
- Enrolled at Tennessee in June 2021 and has one year of eligibility with the Vols

2021

- Has started 10 of 11 games this season and is tied for second on the team with six receiving TDs, a mark that ranks 10th in the SEC
- Saw limited action vs. South Alabama, did not record any stats (11/20)
- Had one catch for eight yards vs. #1 Georgia (11/13) before exiting game with injury
- Found pay dirt on UT's first play from scrimmage at #18 Kentucky (11/6), taking a screen pass 75 yards down the left sideline for a touchdown
- Put UT ahead 14-7 in the first quarter at #4 Alabama (10/23), catching the ball in the middle of the field and speeding past the secondary for a 57-yard TD. Finished the game with two catches for 59 yards
- Hauled in a 39-yard TD reception midway through the first quarter vs. South Carolina (10/9)
- Became the first Vol WR since Josh Malone in 2016 to score receiving TDs in four straight games
- Hauled in a touchdown for the third consecutive week with a 35-yard grab at Mizzou (10/2)

- Caught a 75-yard touchdown at #11 Florida (9/25) on a fly route down the left sideline, the longest reception by a Vol since 2015, and led all players with 82 yards receiving in the game
- Hauled in first TD catch as a Vol vs. Tennessee Tech (9/18), capping a 25-second scoring drive early in the first quarter with a spectacular 29-yard grab
- Made second straight start at WR vs. Pitt (9/11)
- Cracked the starting lineup in his UT debut, hauling in a pair of receptions on back-to-back plays for 14 yards vs. Bowling Green (9/2)

NOTABLE

- Earned his undergraduate degree from Mississippi State in communications in Dec. 2020
- Oldest of 12 siblings
- Godbrothers, Nantambu-Akil Fentress (Miami) and Kiamu Fentress (Vanderbilt) played football and baseball, respectively
- Twitter: @_Payton0 | IG: @thalegend
- >> Full profile on Media Guide Page 101

CAREER HIGHS

Receptions	6 at LSU, 9/26/20
Receiving Yards	122 at LSU, 9/26/20
Receiving TDs	1 (7x), last at Kentucky, 11/6/21
Long Reception	75 (2x), last at Kentucky, 11/6/21
Rushes	1 (2x), last at Kentucky, 11/6/21
Rushing Yards	11 at Tennessee, 10/12/19
Long Rush	11 at Tennessee, 10/12/19
Kickoff Returns	4 at Alabama, 10/31/20
Kickoff Return Yards	72 at Alabama, 10/31/20
Long Kickoff Return	26 vs. Arkansas, 10/3/20
Tackles	3 vs. Abilene Christian, 11/23/19

CAREER STATS

Receiving	GP/GS	No	Yds	Avg	Per/G	TD	Long	High Yd
2019*	13/2	9	147	16.3	11.3	0	34-ACU	39-UL
2020*	9/3	19	225	11.8	25.0	1	34-LSU	122-LSU
2021	11/10	15	373	24.9	33.9	6	75(2x)	82-UF
at MSU	22/5	28	372	13.3	16.9	1	34(2x)	122-LSU
at UT	11/10	15	373	24.9	33.9	6	75(2x)	82-UF
Career	33/15	43	745	17.3	22.6	7	75(2x)	122-LSU

Rushing	GP/GS	No	Yds	Avg	Per/G	TD	Long	High Yd
2019*	13/2	1	11	11.0	0.8	0	11-UT	11-UT
2020*	9/3	0	0	0.0	0.0	0	--	--
2021	11/10	1	-2	-2.0	-0.2	0	--	--
at MSU	22/5	1	11	11.0	0.5	0	11-UT	11-UT
at UT	11/10	1	-2	-2.0	-0.2	0	--	--
Career	33/15	2	9	4.5	0.3	0	11-UT	11-UT

Kick Returns	No	Yds	Avg	Per/G	TD	Long	High Yd
2019*	4	82	20.5	6.3	0	24(2x)	40-KSU
2020*	6	121	20.2	13.4	0	26-ARK	72-UA
2021	0	0	0.0	0.0	0	--	--
at MSU	10	203	20.3	9.2	0	26-ARK	72-UA
at UT	0	0	0.0	0.0	0	--	--
Career	10	203	20.3	6.8	0	26-ARK	72-UA

Defense	GP/GS	UT	AT	TT	Sack	TFL	FF	FR	PD	Int	High Tk
2019*	13/2	8	7	15	0-0	0-0	0	0	0	0	3-ACU
2020*	9/3	5	0	5	0-0	0-0	0	0	0	0	1(5x)
2021	10/10	0	0	0	0-0	0-0	0	0	0	0	--
at MSU	22/5	13	7	20	0-0	0-0	0	0	0	0	3-ACU
at UT	10/10	0	0	0	0-0	0-0	0	0	0	0	--
Career	32/15	13	7	20	0-0	0-0	0	0	0	0	3-ACU

* - at Mississippi State

GAME-BY-GAME

2021 Opp.	Rec-Yds-TD, Lg	Rush-Yds-TD, Lg
*Bowling Green	2-14-0, 10	0-0-0
*Pitt	0-0-0, 0	0-0-0
*Tennessee Tech	3-46-1, 29	0-0-0
*at Florida	2-82-1, 75	0-0-0
*at Missouri	1-35-1, 35	0-0-0
*South Carolina	1-39-1, 39	0-0-0
*Ole Miss	1-12-0, 12	0-0-0
*at Alabama	2-59-1, 57	0-0-0
*at Kentucky	2-78-1, 75	1-(-2)-0, -2
*Georgia	1-8-0, 8	0-0-0
South Alabama	0-0-0	0-0-0

2020 Opp.	Rec-Yds-TD, Lg	Kick Returns	U-A-T
at LSU	6-122-0, 34	0-0-0	0-0-0
*Arkansas	2-23-1, 17	2-49-0, 26	1-0-1
*at Kentucky	5-34-0, 10	0-0-0	1-0-1

*Texas A&M	2-9-0, 5	0-0-0	0-0-0
at Alabama	2-16-0, 8	4-72-0	1-0-1
Vanderbilt	0-0-0	0-0-0	0-0-0
at Georgia	2-21-0, 17	0-0-0	0-0-0
at Ole Miss	0-0-0	0-0-0	1-0-1
vs. Tulsa	0-0-0	0-0-0	1-0-1

2019 Opp.	Rec-Yds-TD, Lg	Kick Returns	U-A-T
at Louisiana	1-9-0, 9	0-0-0	1-0-1
Southern Miss	1-10-0, 10	0-0-0	0-1-1
Kansas St.	0-0-0	2-40-0, 24	0-1-1
Kentucky	2-14-0, 13	0-0-0	0-0-0
at Auburn	1-30-0, 30	1-16-0, 16	0-1-1
at Tennessee	0-0-0	0-0-0	0-0-0
LSU	0-0-0	0-0-0	1-0-1
at Texas A&M	0-0-0	0-0-0	0-1-1
at Arkansas	0-0-0	0-0-0	1-0-1
Alabama	0-0-0	0-0-0	1-0-1
Abilene Ch.	1-34-0, 34	0-0-0	2-1-3
*Ole Miss	1-11-0, 11	0-0-0	1-1-2
*vs. Louisville	2-39-0, 27	1-26-0, 26	1-1-2

* - denotes started



MATTHEW SALANSKY
LS • 5-11 • 245 • R-So.
Morristown, Tenn.

Last name pronounced suh-LAN-ski

CAREER

- UT's starting long snapper for a second-straight year
- A walk-on who has played in 21 games and comes from a family history of Vols

2021

- Had 10 snaps (2 punts, 8 PAT) in UT's 60-14 victory over South Alabama (11/20), bringing his season total to 109
- Logged seven snaps (4 punts, 2 PATs, 1 FG) vs. #1 Georgia (11/13)
- Snapped the ball nine times (1 punt, 6 PATs, 2 FGs) in UT's 45-42 win at #18 Kentucky (11/6)
- Tallied 11 snaps (7 punts, 3 PATs, 1 FG) for the second week in a row at #4 Alabama (10/23)
- Had 11 snaps on six punts, three PATs and two field goals vs. #13 Ole Miss (10/16)
- Made a season-high 12 snaps (5 punts, 6 PATs, 1 FG) in the win over South Carolina (10/9)
- Snapped on 10 successful kicks (2 FG, 8 PAT) in UT's resounding 62-24 victory at Mizzou (10/2)
- Had nine snaps at Florida (9/25) and recorded his first tackle of the season on punt coverage
- Snapped 11 times (7 PATs, 4 punts) in UT's 56-0 shutout win over Tennessee Tech (9/18)
- Successfully snapped the ball on four punts, two field goals and four PATs vs. Pitt (9/11)
- Converted successful snaps on three punts, five extra points and one field goal in UT's season-opening victory over Bowling Green (9/2)

NOTABLE

- Majoring in pre-professional programs
- Uncle, Casey Woods, lettered at wide receiver and was a specialist holder for the Vols from 2005-07
- Both his brother and mother graduated from UT
- Favorite foods are breakfast foods, including steak, eggs, pancakes and biscuits
- Favorite TV show is "The Office"
- Place he would most like to visit is Germany
- Favorite sport other than football is rugby
- Owns his own mowing business
- Twitter: @mattesalansky | IG: @matte_sal_28

CAREER STATS

Games Played: 2021: 11; 2020: 10; 2019: 0
Career: 20



ELIJAH SIMMONS
DL • 6-2 • 350 • R-So.
Memphis, Tenn.

51

CAREER

- Strong and imposing interior defensive lineman with incredible athleticism for his size
- Has seen action in 20 games and made six starts during his career, including the first four games of the 2021 campaign
- Saw increased role in 2020, becoming a consistent contributor in the defensive line rotation

2021

- Saw limited action vs. #1 Georgia (11/13), taking the field for nine defensive snaps
- Returned to action at #18 Kentucky (11/6) after missing three games due to injury. Played 19 defensive snaps and registered a career-high five total tackles against the Wildcats
- Set a career-high with one TFL at Mizzou (10/2)
- Notched his first career half-tackle for loss and quarterback hurry on back-to-back plays in the fourth quarter at #11 Florida (9/25)
- Made third-straight start at defensive tackle vs. Tennessee Tech (9/18), helping limit the Golden Eagles to 35 yards rushing
- Started and made three tackles vs. Pitt (9/11)
- Started at DT in season opener vs. Bowling Green (9/2), logging one pass breakup in the first quarter

NOTABLE

- Majoring in communication studies
- Video of him dunking a basketball and then making a full court shot went "viral" in the spring of 2019
- Appeared on stage at the 2019 NFL Draft in Nashville as one of the city's top high school players
- Is also a talented singer
- Twitter: @901_hollywood_e | IG: @901_hollywood_e

CAREER HIGHS

Tackles	5 at Kentucky, 11/6/21
Tackles For Loss	1 at Missouri, 10/2/21
Quarterback Hurries	1 at Florida, 9/25/21
Passes Defended	1 (2x), last vs. Bowling Green, 9/2/21

CAREER STATS

Defense	GP/GS	UT	AT	TT	Sack	TFL	FF	FR	PD	QBH	High Tk
2019	3/0	0	0	0	0-0	0-0	0	0	0	0	-
2020	10/2	2	8	10	0-0	0-0	0	0	1	0	4-UGA
2021	7/4	4	7	11	0-0	15-2	0	0	1	1	5-UK
Career	20/6	6	15	21	0-0	15-2	0	0	2	1	5-UK


GAME-BY-GAME

2021 Opp.	U-A-T, Other
*Bowling Green	0-0-0, 1 pd
*Pitt	1-2-3
*Tennessee Tech	0-0-0
*at Florida	0-2-2, 0.5 tfl, 1 qbh
at Missouri	1-0-1, 1 tfl
South Carolina	DNP - Injury
Ole Miss	DNP - Injury
at Alabama	DNP - Injury
at Kentucky	2-3-5
Georgia	0-0-0
South Alabama	DNP

2020 Opp.	U-A-T, Other
*at S. Carolina	1-0-1
*Missouri	0-1-1
at Georgia	0-4-4
Kentucky	0-1-1
Alabama	0-0-0, 1 pd
at Arkansas	1-1-2
at Auburn	0-1-1
Florida	0-0-0
at Vanderbilt	0-0-0
Texas A&M	0-0-0

2019 Opp.	U-A-T, Other
UTC	0-0-0
at Kentucky	0-0-0
at Missouri	0-0-0

* - denotes started



DONEIKO SLAUGHTER
DB • 6-0 • 190 • So.
Roswell, Ga.

0

CAREER HONORS

- 2020 SEC First-Year Academic Honor Roll

CAREER

- Physical and versatile defensive back who can play nickel, safety or cornerback
- Played in 19 games and made one start in career

2021

- Made one assisted tackle in reserve action vs. South Alabama (11/20)
- Had one tackle vs. #1 Georgia (11/13)
- Made a pair of solo tackles in UT's 45-42 win at #18 Kentucky (11/6)
- Returned from injury at #4 Alabama (10/23) and posted a career-high tying three tackles and 1.0 TFL
- Did not see action vs. South Carolina (10/9) or Ole Miss (10/16) due to injury
- Tied career highs in tackles (3) and TFLs (1.0) while also recording his first-career quarterback hurry in win at Mizzou (10/2)
- Recorded two tackles and a sack in shutout win vs. Tennessee Tech (9/18)
- Tied career-high with three tackles vs. Pitt (9/11)
- Season debut came vs. Bowling Green (9/2), primarily seeing action on special teams

NOTABLE

- Majoring in recreation and sport management
- Nickname is "Neiko"
- Has six brothers
- Favorite movie is "The Avengers"
- Favorite musical artist is Lil Baby
- Favorite food is shrimp pasta
- Favorite TV show is "Family Guy"
- Place would most like to visit is Hawaii
- Twitter: @NeikoSlaughter | IG: @neiko_slaughter

CAREER HIGHS

Tackles	3 (5x), last at Alabama, 10/23/21
Tackles For Loss	1.0 (4x), last at Alabama, 10/23/21
Sacks	1.0 (2x), last vs. Tennessee Tech, 9/18/21
Quarterback Hurries	1 at Missouri, 10/2/21

CAREER STATS

Defense	GP/GS	UT	AT	TT	Sack	TFL	FF	FR	PD	Int	High Tk
2020	10/1	4	4	8	1-8	1-8	0	0	0	0	3(2x)
2021	9/0	11	4	15	1-8	3-20	0	0	0	0	3(3x)
Career	19/1	15	8	23	2-16	4-28	0	0	0	0	3(5x)

GAME-BY-GAME

2021 Opp.	U-A-T, Other
Bowling Green	0-0-0
Pitt	1-2-3
Tennessee Tech	2-0-2, 1 s. 1 tfl
at Florida	0-0-0
at Missouri	2-1-3, 1 tfl, 1 qbh
South Carolina	DNP - Injury
Ole Miss	DNP - Injury
at Alabama	3-0-3, 1 tfl
at Kentucky	2-0-2
Georgia	1-0-1
South Alabama	0-1-1

2020 Opp.	U-A-T, Other
*at South Carolina	2-1-3, 1 tfl, 1 s
Missouri	0-0-0
at Georgia	0-0-0
Kentucky	1-2-3
Alabama	1-1-2

at Arkansas	0-0-0
at Auburn	0-0-0
Florida	0-0-0
at Vanderbilt	0-0-0
Texas A&M	0-0-0

* - denotes started



JABARI SMALL
RB • 5-11 • 206 • So.
Memphis, Tenn.

CAREER HONORS

- 2021 Doak Walker Award Watch List
- 2020 SEC First-Year Academic Honor Roll

CAREER

- Promising sophomore running back who has earned a starting role for the 2021 campaign
- Comes from a family pedigree of SEC players, including his father and All-SEC uncles
- Arrived at UT after a heralded prep career in Memphis and is coached by Memphis native Jerry Mack in 2021
- Played in 19 games and made nine starts in career

2021

- Had a career-high two rushing TDs vs. South Alabama (11/20), finishing with 11 carries for 73 yards
- Led the Vols with 55 rushing yards on four carries at #18 Kentucky (11/6), including a career-long 37-yard run that went for his fourth TD of the 2021 campaign
- Made his sixth start of the season at #4 Alabama (10/23) and set career-highs with four receptions and 39 receiving yards
- Rushed 21 times for 92 yards, including a career-long 26-yard run vs. #13 Ole Miss (10/16). Scored first TD in SEC play from one yard out on UT's first drive of the second half
- Did not see action vs. South Carolina (10/9) due to injury
- Had three carries for 38 yards, including a career-long 21-yard rush in limited action at Mizzou (10/2)
- Logged 11 carries for a team-high 59 yards and had a career-long 22-yard reception at #11 Florida (9/25)
- Plunged into the end zone for a 2-yard score on Tennessee's first play from scrimmage vs. Pitt (9/11)
- Eclipsed the century mark in his first-career start, carrying the ball 22 times for a career-high 117 yards vs. Bowling Green (9/2) while also adding the first touchdown of his collegiate career

NOTABLE

- Father, Eddie, played wide receiver at Ole Miss from 1990-93
- Uncle, Tony Small, was an All-SEC wide receiver who played at Georgia from 1996-98
- His other uncle, O.J. Small, was an All-SEC wide receiver who played at Florida from 2000-04 and then played in the NFL
- Majoring in kinesiology
- Favorite movie is "Friday Night Lights"
- Favorite musical artists are Future and Young Thug
- Favorite food is hot wings
- Goal after football is to either become a physical therapist or get into real estate with his uncle
- Twitter: @JMS4_ | IG: @jsmall47

>> Full profile on Media Guide Page 107

CAREER HIGHS

Rushes	22 vs. Bowling Green, 9/2/21
Rushing Yards	117 vs. Bowling Green, 9/2/21
Rushing Touchdowns	2 vs. South Alabama, 11/20/21
Long Rush	37 at Kentucky, 11/6/21
Receptions	4 at Alabama, 10/23/21
Receiving Yards	39 at Alabama, 10/23/21
Long Reception	22 at Florida, 9/25/21

CAREER STATS

Rushing	GP/GS	No	Yds	Avg	Per/G	TD	Long	High Yd
2020	10/0	26	117	4.5	11.7	0	17-VU	48-VU
2021	9/9	99	509	5.1	56.6	6	37-UK	117-BG
Career	19/9	125	626	5.0	32.9	6	37-UK	117-BG

Receiving	GP/GS	No	Yds	Avg	Per/G	TD	Long	High Yd
2020	10/0	4	24	6.0	2.4	0	9(2x)	14-ARK
2021	9/9	8	75	9.4	8.3	0	22-UF	39-UA
Career	19/9	12	99	8.3	5.2	0	22-UF	39-UA

GAME-BY-GAME

2021 Opp.	Rush-Yds-TD, Lg	Rec-Yds-TD, Lg
*Bowling Green	22-117-1, 17	1-5-0, 5
*Pitt	8-10-1, 4	1-6-0, 6
Tennessee Tech	DNP - Injury	
*at Florida	11-59-0, 16	1-22-0, 22
*at Missouri	3-38-0, 21	0-0-0
South Carolina	DNP - Injury	
*Ole Miss	21-92-1, 26	1-3-0, 3
*at Alabama	7-8-0, 6	4-39-0, 16
*at Kentucky	4-55-1, 37	0-0-0
*Georgia	12-49-0, 10	0-0-0
*South Alabama	11-73-2, 28	0-0-0

2020 Opp.	Rush-Yds-TD, Lg	Rec-Yds-TD, Lg
at South Carolina	0-0-0	0-0-0
Missouri	4-27-0, 15	0-0-0
at Georgia	0-0-0	0-0-0
Kentucky	2-12-0, 10	0-0-0
Alabama	5-8-0, 5	1-1-0, 1
at Arkansas	8-18-0, 7	2-14-0, 9
at Auburn	0-0-0	0-0-0
Florida	0-0-0	0-0-0
Vanderbilt	6-48-0, 17	1-9-0, 9
Texas A&M	1-4-0, 4	0-0-0

* - denotes started



AUBREY SOLOMON
DL • 6-5 • 325 • Sr.
Leesburg, Ga.

CAREER

- Physical and experienced defensive lineman playing his third season at Tennessee and fifth overall
- Began his career at Michigan before transferring to Tennessee following the 2018 season
- Played two seasons with the Wolverines after a dominant high school career in Georgia
- Including his time at Michigan, played in 45 career games (26 at Tennessee) and has made 15 starts (all at Tennessee)

2021

- Recorded a pair of tackles at #4 Alabama (10/23)
- Made second appearance of season at #11 Florida (9/25), did not record any stats
- Tied his career-high with six total tackles (3 solo, 3 asst.) in season debut vs. Tennessee Tech (9/18)

NOTABLE

- Majoring in communication studies
- Was a 5-star prospect and one of the top defensive line recruits in the nation for the Class of 2017
- Twitter: @AubreySolomon91 | IG: @b1g_br3_

>> Full profile on Media Guide Page 108

CAREER HIGHS

Tackles	6 (2x), last vs. Tennessee Tech, 9/18/21
Tackles for Loss	1 (5x), last vs. UAB, 11/2/19
Sacks	1 (2x), last vs. UAB, 11/2/19
QB Hurries	1 (2x), last at Vanderbilt, 12/12/20
Fumbles Recovered	1 vs. UAB, 11/2/19

CAREER STATS

Defense	GP/GS	UT	AT	TT	Sack	TFL	FF	FR	QBH	Int	High Tk
2017*	13/3	6	12	18	0-0	2-5	0	0	0	0	4-WIS
2018*	5/0	0	6	6	0-0	0-0	0	0	0	0	4-IU
2019	12/9	10	18	28	2-11	3-13	0	1	1	0	6-GSU
2020	10/6	7	10	17	0-0	0-0	0	0	1	0	3(3x)
2021	4/0	4	4	8	0-0	0-5-1	0	0	0	0	6-TTU
at UM	18/3	6	18	24	0-0	2-5	0	0	0	0	4(2x)
at UT	26/15	21	32	53	2-11	3.5-14	0	1	2	0	6(2x)
Career	44/18	27	50	77	2-11	5.5-19	0	1	2	0	6(2x)

* - at Michigan

GAME-BY-GAME

2021 Opp.	U-A-T, Other
Bowling Green	DNP
Pitt	DNP
Tennessee Tech	3-3-6, 0.5 tfl
at Florida	0-0-0

at Missouri	0-0-0
South Carolina	DNP
Ole Miss	DNP
at Alabama	1-1-2
at Kentucky	DNP
Georgia	DNP
South Alabama	DNP

2020 Opp.	U-A-T, Other
at S. Carolina	0-0-0
Missouri	0-1-1
*at Georgia	1-2-3
*Kentucky	0-3-3
*Alabama	2-0-2
*at Arkansas	2-1-3
*at Auburn	0-1-1
*Florida	1-1-2
at Vanderbilt	0-0-0, 1 qbh
Texas A&M	1-1-2

2019 Opp.	U-A-T, Other
*Georgia State	1-5-6, 1 qbh
*BYU	0-2-2
*UTC	0-2-2
*at Florida	1-1-2, 1 tfl
*Georgia	0-1-1
Mississippi St.	1-0-1, 1 s, 1 tfl
at Alabama	1-2-3
*S. Carolina	1-1-2
*UAB	2-2-4, 1 s, 1 tfl, 1 fr
*at Kentucky	2-2-4
*at Missouri	0-0-0
vs. Indiana	1-0-1

2018 Opp.	U-A-T, Other
at Notre Dame	0-0-0
Wisconsin	0-0-0
at Michigan State	0-2-2
Penn State	0-0-0
Indiana	0-4-4

2017 Opp.	U-A-T, Other
vs. Florida	0-0-0
Cincinnati	0-2-2, 0.5 tfl
Air Force	0-0-0
at Purdue	1-1-2
Michigan State	0-0-0
at Indiana	1-0-1
at Penn State	0-2-2
*Rutgers	2-1-3, 0.5 tfl
*Minnesota	1-1-2
at Maryland	0-1-1
*at Wisconsin	1-3-4, 1 tfl
vs. South Carolina	0-1-1

* - denotes started



JAVONTEZ SPRAGGINS
OL • 6-3 • 320 • So.
East St. Louis, Ill.

Name pronounced juh-VAWN-tez SPRA-gins

CAREER HONORS

- 2020 SEC First-Year Academic Honor Roll

CAREER

- Powerful offensive guard in midst of a promising sophomore campaign
- Played in 19 games with 12 starts in career, including all 11 games of the 2021 campaign at right guard

2021

- Has started every game and played 750 offensive snaps this season
- Did not allow a pressure or commit a penalty in 50 snaps vs. South Alabama (11/20) and helped UT rack up 561 yards of total offense
- Played a season-high 89 snaps vs. #1 Georgia (11/13)
- Played 49 snaps at #18 Kentucky (11/6) as the Vols racked up 461 yards of total offense and averaged a season-best 9.8 yards per play
- Saw action for 57 snaps at #4 Alabama (10/23)
- Played 82 penalty-free snaps at right guard vs. #13 Ole Miss (10/16). Did not allow a sack for the fifth consecutive week and helped the Vols compile 467 yards of total offense

- Saw action for 66 snaps at right guard vs. South Carolina (10/9) and did not allow a sack while helping UT rack up 472 yards of total offense
- Played 76 snaps while helping Vols pile up 683 yards of total offense, including an incredible 458 rushing yards (third most in program history) in win at Mizzou (10/2)
- In 68 snaps at right guard at #11 Florida (9/25), did not allow a sack or commit a penalty as UT gained 423 yards of total offense
- Played 53 snaps at right guard in his third consecutive start vs. Tennessee Tech (9/18), helping UT rush for 202 yards
- Started at right guard vs. Pitt (9/11)
- Started at right guard in the season opener vs. Bowling Green (9/2), opening holes for the Vols to rack up 331 yards and four touchdowns on the ground. Played 86 snaps and did not allow any pressure or penalties

NOTABLE

- Major is undecided
- Was the 12th ranked center prospect in the country by 247 composite rankings
- Helped lead East St. Louis High School to an Illinois Class 6A State Championship in 2019
- Anchored an offensive line that scored a school-record 104 touchdowns in 2019
- Twitter: @j_spraggins76 | IG: @javontez_spraggins
- >> Full profile on Media Guide Page 109

CAREER STATS

Games Played/Started: 2021: 11/11; 2020: 8/1
Career: 19/12



ALONTAE TAYLOR
DB • 6-0 • 195 • Sr.
Manchester, Tenn.

First name pronounced uh-LAWN-tay

CAREER HONORS

- 2021 Preseason All-SEC Third Team (Coaches & Media)
- 2020-21 SEC Football Leadership Council Vice Chair
- 2020 Fall SEC Academic Honor Roll
- 2019 Fall SEC Academic Honor Roll

CAREER

- One of the defensive leaders for the Vols on and off the field
- Lockdown cornerback who has played in 44 career games with 30 starts
- Began his career as a wide receiver before moving to corner during the fall of 2018
- Selected to the SEC Football Leadership Council in 2020 where he is in his second term as vice chair
- Notched four interceptions, 18 passes defended, three forced fumbles and 156 total tackles (110 solo)
- Scored two defensive touchdowns, a fumble recovery in the endzone at No. 21 Auburn his freshman year (10/18/18) then a pick-six at No. 18 Kentucky this season (11/6/21)

2021

- Posted a career-high 10 tackles vs. #1 Georgia (11/13)
- Recorded his first career pick-six at #18 Kentucky (11/6), returning his second INT of the season 56 yards for a touchdown in the third quarter. Also logged four tackles against the Wildcats
- Logged six tackles and made his first TFL of the season at #4 Alabama (10/23)
- Had eight tackles and one PBU vs. #13 Ole Miss (10/16)
- Had a career-high three PBUs, intercepted a pass in the end zone on a two-point conversion and logged two tackles in win vs. South Carolina (10/9)
- Recorded three unassisted tackles at Missouri (10/2)
- Tallied six tackles at #11 Florida (9/25) and forced a fumble late in the first half to end a Gators drive
- Nabbed his first interception of the season vs. Tennessee Tech (9/18) and returned it 29 yards down the sideline. Also had two tackles and a PBU

- Logged three tackles vs. Pitt (9/11)
- Started the season opener vs. Bowling Green (9/2) at corner, finishing second on the team with six total tackles

NOTABLE

- Majoring in communication studies
- Serves as the Vice Chairman for the SEC Football Leadership Council after being voted into the position by his peers in February 2020
- Was instrumental as a student voice in helping the SEC return to play during the COVID-19 pandemic
- Primarily played quarterback in high school and intended to play wide receiver at Tennessee before moving to corner during 2018 fall camp
- Says his late grandmother, Ginger Irene Burnett Reese, is his biggest motivator
- Grew up playing baseball, basketball and football but focused solely on football after his freshman year of high school
- Has a dream to visit Africa
- Originally from Winchester, Tennessee, but moved to Manchester in fourth grade (about 30 minutes apart)
- Twitter: @taeetaylor | IG: @alontaeetaylor
- >> Full profile on Media Guide Pages 110

CAREER HIGHS

Tackles	10 vs. Georgia, 11/13/21
Tackles for Loss	1.0 (5x), last at Alabama, 10/23/21
Sacks	0.5 at Missouri, 11/23/19
Quarterback Hurries	1 at Missouri, 11/23/19
Interceptions	1 (4x), last at Kentucky, 11/6/21
Passes Defended	3 vs. South Carolina, 10/9/21
Forced Fumbles	1 (3x), last at Florida, 9/25/21
Blocked Kicks	1 (punt) vs. West Virginia, 9/1/18
Touchdowns	1 (2x), last at Kentucky, 11/6/21

CAREER STATS

Defense	GP/GS	UT	AT	TT	Sack	TFL	FF	FR	PD	Int	High Tk
2018	12/8	28	12	40	0-0	1-2	2	0	2	0	7-(2x)
2019	13/6	24	9	33	0-5-7	1-8	0	0	4	1	5-MSU
2020	8/5	22	7	29	0-0	2-8	0	0	5	1	6-SCAR
2021	10/10	33	17	50	0-0	1-2	1	0	7	2	10-UGA
Career	43/29	107	45	152	0-5-7	5-20	3	0	18	4	10-UGA


GAME-BY-GAME

2021 Opp.	U-A-T, Other
*Bowling Green	4-2-6
*Pitt	2-1-3
*Tennessee Tech	2-0-2, 1 int, 2 pd
*at Florida	5-1-6, 1 ff
*at Missouri	3-0-3
*South Carolina	0-2-2, 3 pd
*Ole Miss	4-4-8, 1 pd
*at Alabama	5-1-6, 1 tfl
*at Kentucky	2-2-4, 1 int, 1 pd, 1 td
*Georgia	6-4-10
*South Alabama	3-1-4
2020 Opp.	U-A-T, Other
*at South Carolina	5-1-6, 1 tfl, 1 pd
*Missouri	3-1-4
*at Georgia	1-1-2
Alabama	4-1-5, 1 pd
at Auburn	1-0-1
Florida	3-1-4, 1 pd
*at Vanderbilt	1-1-2, 1 pd
*Texas A&M	4-1-5, 1 tfl, 1 int, 1 pd
2019 Opp.	U-A-T, Other
*Georgia State	2-1-3, 1 pd
*BYU	1-1-2, 1 pd
UTC	1-1-2
at Florida	0-0-0, 1 int, 1 pd
Georgia	3-0-3
Mississippi State	2-3-5, 0.5 tfl
at Alabama	1-1-2
South Carolina	4-0-4
UAB	0-0-0
*at Kentucky	2-0-2
*at Missouri	3-1-4, 0.5 s, 0.5 tfl
*Vanderbilt	3-1-4
*vs. Indiana	2-0-2, 1 pd

2018 Opp.

*vs. West Virginia	3-1-4, 1 blk
ETSU	1-0-1, 1 pd
UTEP	1-0-1
*Florida	2-2-4, 1-2 tfl, 1 ff
*at Georgia	3-1-4
*at Auburn	2-5-7, 1 ff, 1 td
Alabama	0-1-1
*at South Carolina	3-0-3, 1 pd
*Charlotte	2-0-2
*Kentucky	2-0-2
*Missouri	5-2-7
at Vanderbilt	4-0-4

* - denotes started



DA'JON TERRY
DL • 6-4 • 325 • R-So.
Meridian, Miss.

95

First name pronounced day-ZHAN

CAREER

- Strong interior transfer defensive lineman who joined the Vols in June 2021
- Played in 20 career games with two starts
- Played two seasons at Kansas prior to coming to UT
- Owns four seasons of eligibility remaining, including his COVID-19 exempt year
- Played in 10 games at Kansas with two starts and tallied 16 tackles and two sacks

2021

- Tied a career-high with four tackles and had a career-best 1.5 TFLs vs. South Alabama (11/20)
- Played 23 defensive snaps vs. #1 Georgia (11/13) and made one solo tackle
- Logged his second straight multi-tackle effort with two stops at #18 Kentucky (11/6)
- Made a season-high three tackles at #4 Alabama (10/23)
- Played a season-high 35 snaps and logged a solo tackle vs. #13 Ole Miss (10/16)
- Saw action on 32 defensive snaps vs. South Carolina (10/9), registering one solo tackle
- Returned from injury and recorded one assisted tackle in SEC debut at #11 Florida (9/25)
- Made his Tennessee debut as a reserve DT vs. Bowling Green (9/2), posting two tackles and a sack in the season-opening victory

NOTABLE

- Majoring in communication studies
- His brother, Eddie, played football at Western Kentucky
- His cousin, Vick Ballard, was an All-SEC running back at Mississippi State (2011) and spent four seasons with the Indianapolis Colts (2012-15)
- Models his game after Ndamukong Suh
- Favorite movie and TV show is "Friday Night Lights"
- Favorite food is steak and lobster
- Enjoys drawing
- Aspires to be a sports agent
- Twitter: @DaJonTerry1 | IG: @lil_dajon_23
- >> Full profile on Media Guide Pages 111

CAREER HIGHS

Tackles	4 (2x), last vs. South Alabama, 11/20/21
Tackles for Loss	1.5 vs. South Alabama, 11/20/21
Sacks	1 (3x), last vs. Bowling Green, 9/2/21
Quarterback Hurries	2 vs. Iowa State, 10/31/20

CAREER STATS

Defense	GP/GS	UT	AT	TT	Sack	TFL	FF	FR	QBH	Int	High Tk
2019*	2/0	2	0	2	0-0	0-0	0	0	0	0	1(2x)
2020*	8/2	11	3	14	2-13	2-13	0	0	2	0	4-OKST
2021	10/0	10	6	16	1-6	2-5-8	0	0	0	0	4-USA
at KU	10/2	13	3	16	2-13	2-13	0	0	2	0	4-OKST
at UT	10/0	10	6	16	1-6	2-5-8	0	0	0	0	4-USA
Career	20/2	23	9	32	3-19	4-5-21	0	0	2	0	4(2x)

* - at Kansas

GAME-BY-GAME

2021 Opp.	U-A-T, Other
Bowling Green	2-0-2, 1 tfl, 1 s
Pitt	1-0-1

Tennessee Tech	DNP - Injury
at Florida	0-1-1
at Missouri	0-0-0
South Carolina	1-0-1
Ole Miss	1-0-1
at Alabama	2-1-3
at Kentucky	0-2-2
Georgia	1-0-1
South Alabama	2-2-4, 1.5 tfl

2020 Opp.	U-A-T, Other
Coastal Carolina	0-0-0
Baylor	2-0-2
Oklahoma St.	3-1-4, 1 tfl, 1 s
*West Virginia	1-2-3
Kansas State	1-0-1
*Iowa State	2-0-2, 1 tfl, 1 s, 2 qbh
TCU	1-0-1
Texas Tech	1-0-1

2019 Opp.	U-A-T, Other
Indiana State	1-0-1
Coastal Carolina	1-0-1

* - denotes started



OMARI THOMAS
DL • 6-4 • 316 • So.
Memphis, Tenn.

21

CAREER

- A highly-touted defensive tackle out of Memphis
- In his second year with the program after completing his first spring practice in 2021
- Played in 21 games with five starts in career

2021

- Started at DT vs. South Alabama (11/20), posting three tackle, one TFL, one PBU and one QB hurry
- Earned second straight start (DT) vs. #1 Georgia (11/13) and matched career highs with four tackles and one TFL
- Made his third start of the season (DT) at #18 Kentucky (11/6), registering one solo tackle in 39 defensive snaps
- Recorded a safety with his first-career sack vs. #13 Ole Miss (10/16), dropping Rebel QB Matt Corral for a five-yard loss in the end zone. Finished the game with a career-high four tackles and one PBU
- Became the first Vol to record a safety since Derek Barnett vs. Vanderbilt on Nov. 28, 2015
- Started at DT for the second week in a row vs. South Carolina (10/9), finishing the game with one tackle
- Made first-career start (DT) in win at Mizzou (10/2), recording one solo tackle
- Saw action at #11 Florida (9/25), making one tackle
- Matched his career-high with two tackles in UT's 56-0 win over Tennessee Tech (9/18)
- Recorded one assisted tackle vs. Pitt (9/11)
- Made his season debut vs. Bowling Green (9/2) as a reserve interior lineman, logging one pass breakup and one quarterback hurry

NOTABLE

- Majoring in journalism and electronic media
- Nickname is "Big O"
- Father played football at Arkansas State
- Raised money for the Down Syndrome Association of Mid-South, Autism Speaks and the Mowet-Wilson Foundation as a senior in high school
- Enjoys playing video games and outdoor activities
- Favorite movie is "Rush Hour"
- Favorite TV show is "All American"
- One of his superstitions is to drink a Minute Maid on the day of the game
- Enjoys listening to people play musical instruments
- Goal beyond football is to either become a sports broadcaster, an investor or a coach
- Twitter: @901_sxxvge | IG: @_bigO

>> Full profile on Media Guide Page 112

CAREER HIGHS

Tackles	4 (2x), last vs. Georgia, 11/13/21
Tackles for Loss	1.0 (4x), last vs. South Alabama, 11/20/21
Sacks	1 vs. Ole Miss, 10/16/21
Passes Defended	1 (3x), last vs. South Alabama, 11/20/21
Quarterback Hurries	1 (2x), last vs. South Alabama, 11/20/21

CAREER STATS

Defense	GP/GS	UT	AT	TT	Sack	TFL	FF	FR	QBH	PD	High Tk
2020	10/0	7	3	10	0-0	1-2	0	0	0	0	2(3x)
2021	11/5	10	8	18	1-5	3-14	0	0	2	3	4(2x)
Career	21/5	17	11	28	1-5	4-16	0	0	2	3	4(2x)

GAME-BY-GAME

2021 Opp.	U-A-T, Other
Bowling Green	0-0-0, 1 pd, 1 qbh
Pitt	0-1-1
Tennessee Tech	2-0-2
at Florida	0-1-1
*at Missouri	1-0-1
*South Carolina	1-0-1
Ole Miss	3-1-4, 1 s, 1 tfl, 1 pd, 1 saf
at Alabama	0-0-0
*at Kentucky	1-0-1
*Georgia	1-3-4, 1 tfl
*South Alabama	1-2-3, 1 tfl, 1 qbh, 1 pd

2020 Opp.	U-A-T, Other
at South Carolina	1-0-1
Missouri	1-1-2, 1 tfl
at Georgia	0-1-1
Kentucky	1-0-1
Alabama	0-0-0
at Arkansas	2-0-2
at Auburn	1-0-1
Florida	0-0-0
at Vanderbilt	1-1-2
Texas A&M	0-0-0

*denotes started



CEDRIC TILLMAN
WR • 6-3 • 215 • R-Jr.
Las Vegas, Nev.

4

CAREER HONORS

- 2020 Fall SEC Academic Honor Roll
- 2019 Fall SEC Academic Honor Roll
- 2018 First Year SEC Academic Honor Roll

CAREER

- Big, physical wide receiver who has seen action in 36 games while making 13 starts in his career
- Tremendous hands and has a knack for making highlight reel plays
- Has seen a meteoric rise in production under UT's new coaching staff, leading the 2021 Vols with 51 receptions, 825 receiving yards and seven receiving touchdowns

2021

- Ranks fourth in the FBS with 456 receiving yards against current ranked opponents
- Has posted 100-plus receiving yards in three of his last four games
- Hauled in five catches for 100 yards and a touchdown vs. South Alabama (11/20)
- With his 27-yd TD catch vs. South Alabama, became the first Vol with a receiving TD in five straight games since Josh Malone in 2016
- Had a monster outing vs. #1 Georgia (11/13), hauling in a career-high 10 catches for 200 yards against the top-ranked Bulldogs. Added his sixth TD on the year with a 12-yard grab in the fourth quarter
- His performance against UGA was the ninth 200-yard receiving game in school history. His 200 yards were the most by a Vol since Cordarrelle Patterson had 219 vs. Troy on Nov. 3, 2012
- Had six receptions for 79 yards at #18 Kentucky (11/6), including a six-yard toe-tap TD in the fourth quarter that put the Vols ahead by 10

- Caught three passes in quick succession at the end of the first half in Lexington to set up a 43-yard field goal, which ended up making the difference in a 45-42 victory for the Big Orange
- Hauled in seven catches and 152 receiving yards at #4 Alabama (10/23), highlighted by a career-long 70-yard TD reception down the right sideline in the fourth quarter
- Had seven receptions for 84 yards vs. #13 Ole Miss (10/16) and caught his third TD of the season on a 16-yard pass from Hendon Hooker in the first quarter
- Had six catches for 59 yards vs. South Carolina (10/9)
- Caught four passes for 73 yards and one touchdown in UT's 62-24 win at Mizzou (10/2). 24-yard TD catch came midway through the third quarter
- Had three receptions at #11 Florida (9/25), finishing the game with 10 yards
- Started the season opener vs. Bowling Green (9/2), capping the 38-6 victory with an acrobatic 40-yard grab in the back of the end zone for UT's final score of the contest. Finished with two catches for 48 yards

NOTABLE

- Majoring in communication studies
- Father played wide receiver at Alcorn State and was selected in the 11th round of the 1992 NFL Draft
- Older brother, Jamir, played wide receiver at Navy from 2013-16 and was the squad's leading receiver
- Mentored by current NFL VFLs Juan Jennings, Marquez Callaway and Josh Palmer and remains close with them
- Twitter: @Ctillman04 | IG: @tilly2on

>> Full profile on Media Guide Pages 113

CAREER HIGHS

Receptions	10 vs. Georgia, 11/13/21
Receiving Yards	200 vs. Georgia, 11/13/21
Long Reception	70 at Alabama, 10/23/21
Receiving TDs	1 (9x), last vs. South Alabama, 11/20/21

CAREER STATS

Receiving	GP/GS	No	Yds	Avg	Per/G	TD	Long	High Yd
2018	4/0	1	-3	-3.0	-0.8	0	0	-
2019	11/0	4	60	15.0	5.5	1	28-UTC	38-UTC
2020	10/2	3	67	22.3	6.7	1	46-A&M	61-A&M
2021	11/11	51	825	16.2	75.0	7	70-UA	200-UGA
Career	36/13	59	949	16.1	26.4	9	70-UA	200-UGA

GAME-BY-GAME

2021 Opp.	Rec-Yds-TD, Lg
*Bowling Green	2-48-1, 40
*Pitt	1-20-0, 20
*Tennessee Tech	0-0-0
*at Florida	3-10-0, 5
*at Missouri	4-73-1, 29
*South Carolina	6-59-0, 20
*Ole Miss	7-84-1, 26
*at Alabama	7-152-1, 70
*at Kentucky	6-79-1, 37
*Georgia	10-200-1, 53
*South Alabama	5-100-1, 43

2020 Opp.	Rec-Yds-TD, Lg
at S. Carolina	0-0-0
Missouri	0-0-0
*at Georgia	1-6-0, 6
Kentucky	0-0-0
Alabama	0-0-0
at Arkansas	0-0-0
at Auburn	0-0-0
Florida	0-0-0
*at Vanderbilt	0-0-0
Texas A&M	2-61-1, 46

2019 Opp.	Rec-Yds-TD, Lg
Georgia State	1-3-0, 3
BYU	0-0-0
UTC	2-38-1, 28
at Florida	0-0-0
Georgia	0-0-0
S. Carolina	1-19-0, 19
UAB	0-0-0
at Kentucky	0-0-0
at Missouri	0-0-0

Vanderbilt	0-0-0
vs. Indiana	0-0-0

2018 Opp.	Rec-Yds-TD, Lg
vs. West Va.	1-(-3)-0, 0
ETSU	0-0-0
Alabama	0-0-0
Charlotte	0-0-0

* - denotes started



CALEB TREMBLAY
DL • 6-5 • 280 • R-Sr.
Napa, Calif.

CAREER

- Veteran graduate transfer defensive lineman by way of Southern Cal
- Enrolled at Tennessee in June 2021 and has one season of eligibility
- Played in 29 career games with six starts
- Played three seasons at USC after spending two seasons at American River CC in Sacramento
- Reunited with his former USC teammates in Velus Jones Jr. and Chase McGrath
- At age 25, is one of the oldest players on the team
- Wearing SEC graduate patch this season after earning his bachelor's degree from USC in the summer 2020

2021

- Earned second straight start (DE) vs. South Alabama (11/20), posting two tackles and half a sack
- Made his first start as a Vol (DE) vs. #1 Georgia (11/13) and registered one solo tackle in 44 snaps
- Had two tackles at #18 Kentucky (11/6) and was credited with a QB hurry on the Wildcats' final play from scrimmage — a fourth-down incompletion
- Posted a season-high three tackles and one TFL vs. #13 Ole Miss (10/16)
- Recorded half a TFL for the third consecutive game and fourth time this season in UT's 62-24 win at Mizzou (10/2)
- Logged a pair of assisted tackles, including a half-TFL in his SEC debut at #11 Florida (9/25)
- Had a half tackle for loss in UT's 56-0 shutout win over Tennessee Tech (9/18)
- Notched a solo tackle in his second appearance of the season vs. Pitt (9/11)
- Made Tennessee debut in season opener vs. Bowling Green (9/2) as a reserve, totaling two tackles, 0.5 TFLs and one quarterback hurry

NOTABLE

- Earned his undergraduate degree from Southern Cal in sociology in the summer 2020
- Brother played offensive line at Fresno State from 2013-14
- Father played defensive tackle at Portland State
- Models his game after J.J. Watt
- Favorite food is steak
- Favorite TV show is "The Office"
- Bucket list item is to visit Rome
- Twitter: @ctremblay49 | IG: @ctremblay5

>> Full profile on Media Guide Pages 114

CAREER HIGHS

Tackles	4 at Colorado, 10/25/19
Tackles for Loss	1.0 (3x), last vs. Ole Miss, 10/16/21
Sacks	1.0 at Colorado, 10/25/19
QB Hurries	1 (3x), last at Kentucky, 11/6/21

CAREER STATS

Defense	GP/GS	UT	AT	TT	Sack	TFL	FF	FR	QBH	Int	High Tk
2018*	3/0	1	1	2	0-0	0-0	0	0	0	0	1-(2x)
2019*	11/2	10	6	16	2-18	3-21	0	0	1	0	4-CU
2020*	4/2	0	3	3	0-0	0.5-2	0	0	0	0	2-ASU
2021	11/2	4	11	15	0.5-1	3.5-6	0	0	2	0	3-OM
at USC	18/4	11	10	21	2-18	3.5-23	0	0	1	0	4-CU
at UT	11/2	4	11	15	0.5-1	3.5-6	0	0	2	0	3-OM
Career	29/6	15	21	36	2.5-19	7-29	0	0	3	0	4-CU

* - at Southern Cal

GAME-BY-GAME

2021 Opp.	U-A-T, Other
Bowling Green	0-2-2, 0.5 tfl, 1 qbh
Pitt	1-0-1
Tennessee Tech	0-1-1, 0.5 tfl
at Florida	0-2-2, 0.5 tfl
at Missouri	0-1-1, 0.5 tfl
South Carolina	0-0-0
Ole Miss	2-1-3, 1 tfl
at Alabama	0-0-0
at Kentucky	0-2-2, 1 qbh
*Georgia	1-0-1
*South Alabama	0-2-2, 0.5 s, 0.5 tfl

2020 Opp.	U-A-T, Other
*Arizona State	0-2-2, 0.5 tfl
Wash. St.	0-1-1
*UCLA	0-0-0
Oregon	0-0-0

2019 Opp.	U-A-T, Other
Stanford	0-1-1, 0.5 tfl, 0.5 s
at BYU	1-0-1
Utah	2-0-2
at Washington	0-0-0
at Notre Dame	0-2-2
Arizona	1-0-1, 1.0 tfl
*at Colorado	3-1-4, 1.0 tfl, 1.0 s
*Oregon	2-1-3
at Arizona State	0-0-0
at California	1-1-2, 0.5 tfl, 0.5 s, 1 qbh
UCLA	0-0-0

2018 Opp.	U-A-T, Other
UNLV	1-0-1
at Stanford	0-1-0
at Texas	0-0-0

* - denotes started



BRANDON TURNAGE
DB • 6-1 • 186 • R-So.
Oxford, Miss.

CAREER HONORS

- SEC Defensive Player of the Week (10/11/21)

CAREER

- Talented defensive back with significant potential
- Has played in 12 career games with one start
- Transferred to Tennessee in July 2021 after spending two years at Alabama
- Has four years of remaining eligibility, including his COVID-19 exempt year

2021

- Stepped in for injured starter Theo Jackson and made five tackles at #4 Alabama (10/23)
- Shined in his first-career start (STAR) vs. South Carolina (10/9), racking up a team-high 14 tackles, including two TFLs
- Tabbed as SEC Defensive Player of the Week for his efforts against the Gamecocks, the first Vol to earn that honor since Bryce Thompson
- Made his third appearance of the season at Mizzou (10/2), playing three snaps on defense while also seeing action on kickoff coverage
- Notched a pair of solo tackles (the first of his collegiate career) in UT's 56-0 blowout victory over Tennessee Tech (9/18)
- Made his Tennessee debut in the season opener vs. Bowling Green (9/2), coming on late in the contest as a reserve DB

NOTABLE

- Majoring in economics - arts and sciences
- The No. 67 prospect on the ESPN300 in 2019
- ESPN.com tabbed him the No. 3 player in the Magnolia State and the No. 6 cornerback nationally
- The eighth-ranked player in Mississippi and No. 11 cornerback in the country on the 247Composite

- Selected to play in the Under Armour All-America Game, becoming the first player from his school to receive that honor
- Twitter: @bturnage1k | IG: @bturnage1

>> Full profile on Media Guide Page 115

CAREER HIGHS

Tackles	14 vs. South Carolina, 10/9/21
Tackles For Loss	2.0 vs. South Carolina, 10/9/21
Passes Defended	1 vs. Mississippi State, 10/31/20

CAREER STATS

Defense	GP/GS	UT	AT	TT	Sack	TFL	FF	FR	PD	Int	High Tk
2019*	1/0	0	0	0	0-0	0-0	0	0	0	0-0	--
2020*	2/0	0	0	0	0-0	0-0	0	0	1	0-0	--
2021	9/1	12	10	22	0-0	2.0-2	0	0	0	0-0	14-SC
at ALA	3/0	0	0	0	0-0	0-0	0	0	1	0-0	--
at UT	9/1	12	10	22	0-0	2.0-2	0	0	0	0-0	14-SC
Career	12/1	12	10	22	0-0	2.0-2	0	0	1	0-0	14-SC

* - at Alabama

GAME-BY-GAME

2021 Opp.	U-A-T, Other
Bowling Green	0-0-0
Pitt	DNP
Tennessee Tech	2-0-2
at Florida	DNP
at Missouri	0-0-0
*South Carolina	7-7-14, 2.0 tfl
Ole Miss	0-0-0
at Alabama	3-2-5
at Kentucky	0-0-0
Georgia	0-0-0
South Alabama	0-1-1

2020 Opp.	U-A-T, Other
Mississippi State	0-0-0, 1 pd
at Arkansas	0-0-0

2019 Opp.	U-A-T, Other
Western Carolina	0-0-0



JACOB WARREN
TE • 6-6 • 246 • R-Jr.
Knoxville, Tenn.

CAREER HONORS

- 2020 SEC Fall Academic Honor Roll
- 2019 SEC Fall Academic Honor Roll
- 2018 SEC First-Year Academic Honor Roll

CAREER

- Local product who splits tight end duties with classmate Princeton Fant
- Has played in 26 games and made 11 starts
- An honor student in the classroom who earned his degree from Tennessee in May 2021
- Member of the team's leadership council

2021

- Hauled in four receptions for 33 yards in 27 snaps vs. South Alabama (11/20)
- Grabbed his third touchdown of the season at #18 Kentucky (11/6) on an 18-yard seam route late in the first half
- Secured a 23-yard reception on a fourth down in the fourth quarter vs. #13 Ole Miss (10/16)
- Logged one catch for 13 yards at Mizzou (10/2)
- Had a pair of receptions for 23 yards in his fourth consecutive start in SEC opener at #11 Florida (9/25)
- Reeled in his second touchdown is as many weeks vs. Tennessee Tech (9/18), one of eight Vols to find the end zone in the 56-0 blowout
- First Vol tight end to record TD receptions in consecutive games since Brendan Downs in 2013
- Had a breakout performance vs. Pitt (9/11), setting career highs in receptions (5) and receiving yards (55) while also hauling in his second-career touchdown and a career-long 34-yard catch
- Started the season opener vs. Bowling Green (9/2), hauling in one catch for four yards

NOTABLE

- Earned his undergraduate degree from UT in kinesiology in May 2021
 - Father earned letters as an offensive tackle for the Vols in 1992 and 1993
 - Favorite movie is "Guardians of the Galaxy"
 - Favorite food is hibachi
 - Enjoys fishing
 - Started playing football at the age of seven
 - Twitter: @jwarren808 | IG: @jwar
- >> Full profile on Media Guide Page 116

CAREER HIGHS

Receptions	5 vs. Pitt, 9/11/21
Receiving Yards	55 vs. Pitt, 9/11/21
Long Reception	34 vs. Pitt, 9/11/21
Receiving TDs	1 (4x), last at Kentucky, 11/6/21

CAREER STATS

Receiving	GP/GS	No	Yds	Avg	Per/G	TD	Long	High Yd
2018								
								DNP - Redshirt
2019	5/0	1	1	1.0	0.2	0	1-UAB	1-UAB
2020	10/5	6	73	12.2	7.3	1	33-A&M	33-A&M
2021	11/6	18	179	9.9	16.3	3	34-PITT	55-PITT
Totals	26/11	25	253	10.1	9.7	4	34-PITT	55-PITT

GAME-BY-GAME

2021 Opp.	Rec-Yds-TD, Lg
*Bowling Green	1-4-0, 4
*Pitt	5-55-1, 34
*Tennessee Tech	3-10-1, 5
*at Florida	2-23-0, 15
at Missouri	1-13-0, 13
*South Carolina	0-0-0
Ole Miss	1-23-0, 23
at Alabama	0-0-0
at Kentucky	1-18-1, 18
Georgia	0-0-0
South Alabama	4-33-0, 14

2020 Opp.	Rec-Yds-TD, Lg
at S. Carolina	0-0-0
*Missouri	0-0-0
*at Georgia	1-5-0, 5
Kentucky	1-7-0, 7
*Alabama	0-0-0
*at Arkansas	0-0-0
*at Auburn	3-28-0, 18
Florida	0-0-0
at Vanderbilt	0-0-0
Texas A&M	1-33-1, 33

2019 Opp.	Rec-Yds-TD, Lg
BYU	0-0-0
UTC	0-0-0
at Alabama	0-0-0
South Carolina	0-0-0
UAB	1-1-0, 1

* - denotes started



LEN'NETH WHITEHEAD
RB • 6-2 • 220 • R-Fr.
Athens, Ga.

27

First name is pronounced la-NEETH (rhymes with teeth)

CAREER HONORS

- SEC Co-Freshman of the Week (at Missouri, 10/4/21)

CAREER

- Young, physical running back who has worked his way up the depth chart through the 2021 season
- Also played a key blocking role on Tennessee's kickoff return unit early in the season
- Missed the 2020 campaign due to an injury suffered in preseason
- Played in eight career games

2021

- Returned from injury and toted six carries for 60 yards vs. South Alabama (11/20), including a career-

long 45-yard rush and a five-yard rushing TD

- Missed the last three games (11/13 vs. #1 Georgia, 11/6 at #18 Kentucky, 10/23 at #4 Alabama) due to injury
- Had a career-high 10 carries for 41 yards and scored his first-career touchdown with a two-yard plunge into the end zone in the fourth quarter vs. South Carolina (10/9)
- Logged nine carries for a career-high 76 yards at Mizzou (10/2), including a career-long rush of 33 yards. Also notched his first-career reception with a 10-yard catch against the Tigers. Earned SEC Co-Freshman of the Week honors for his efforts, becoming the first Vol to do so since Eric Gray on Dec. 1, 2019
- Rushed five times for 23 yards in UT's 56-0 rout of Tennessee Tech (9/18)
- Made collegiate debut in season-opening victory over Bowling Green (9/2), returning a pooch kick 19 yards

NOTABLE

- Rated as a four-star prospect and the nation's No. 11 ranked inside linebacker by 247 composite rankings
 - Three-time high school state champion in the shot put for Athens Academy
 - Hobbies include acting and drawing
 - Says his uncle, Ken, and his high school head coach Josh Alexander were his biggest sports influences
 - Favorite musical artist is Travis Scott
 - Favorite food is hot Cheetos
 - Goal beyond football is to own and run a fashion business
 - Twitter: @LenNethW4 | IG: @thewordofficial
- >> Full profile on Media Guide Page 117

CAREER HIGHS

Rushes	10 vs. South Carolina, 10/9/21
Rushing Yards	76 at Missouri, 10/2/21
Rushing Touchdowns	1 (2x), last vs. South Alabama, 11/20/21
Long Rush	45 vs. South Alabama, 11/20/21
Receptions	1 at Missouri, 10/2/21
Receiving Yards	10 at Missouri, 10/2/21
Long Reception	10 at Missouri, 10/2/21

CAREER STATS

Rushing	GP/GS	No	Yds	Avg	Per/G	TD	Long	High Yd
2021	9/0	32	207	6.5	23.0	2	45-USA	76-MIZ
Career	9/0	32	207	6.5	23.0	2	45-USA	76-MIZ

GAME-BY-GAME

2021 Opp.	Rush-Yds-TD, Lg	Rec-Yds-TD, Lg
Bowling Green	0-0-0	0-0-0
Pitt	0-0-0	0-0-0
Tennessee Tech	5-23-0, 10	0-0-0
at Florida	0-0-0	0-0-0
at Missouri	9-76-0, 33	1-10-0, 10
South Carolina	10-41-1, 12	0-0-0
Ole Miss	2-7-0, 7	0-0-0
at Alabama	DNP - Injury	
at Kentucky	DNP - Injury	
Georgia	DNP - Injury	
South Alabama	6-60-1, 45	0-0-0



TOBY WILSON
PK • 5-10 • 182 • R-Jr.
Brentwood, Tenn.

39

CAREER HONORS

- 2020 SEC Fall Academic Honor Roll
- 2019 SEC Fall Academic Honor Roll

CAREER

- Walk-on placekicker out of the Nashville area in his fourth season with the program
- Has been handling kickoff duties this season
- Assumed field goal and PAT duties late during the 2020 COVID-19 shortened season
- Played in 12 career games

- Earned "Volunteer of Distinction" honor in the spring of 2021 for his academic excellence
- Wears SEC grad patch after earning his bachelor's degree from Tennessee in May 2021

2021

- Had nine kickoffs for 560 yards (62.2 avg) and two touchbacks in UT's 60-14 win over South Alabama (11/20)
- Kicked off four times for 239 yards (59.8 avg) and had two touchbacks vs. #1 Georgia (11/13)
- Booted seven kickoffs, all for touchbacks, in UT's thrilling 45-42 victory at #18 Kentucky (11/6)
- Sent five kickoffs for 255 yards (51.0 avg) at #4 Alabama (10/23) which included two touchbacks
- Kicked off four times for 218 yards (54.5 avg) vs. #13 Ole Miss (10/16)
- Recorded seven kickoffs for 426 yards (60.9 avg) and three touchbacks vs. South Carolina (10/9)
- Stayed busy as Tennessee throttled Mizzou (10/2) 62-24, booting a career-high 11 kickoffs for 666 yards (60.5 avg) and five touchbacks
- Had three kickoffs travel 190 yards at #11 Florida (9/25) for a 63.3 average
- Booted nine kickoffs for 532 yards (59.1 avg) with two touchbacks in win vs. Tennessee Tech (9/18)
- Made season debut vs. Pitt (9/11), booting six kickoffs for 375 yards (62.5 avg.)

NOTABLE

- Earned his undergraduate degree from Tennessee in finance in May 2021
 - Enjoys playing golf in his free time
 - Twitter: @tobywilson39 | IG: @toby39.
- >> Full profile on Media Guide Page 118

CAREER HIGHS

PATs	6 at Vanderbilt, 12/12/20
Kickoffs	11 at Missouri, 10/2/21
Kickoff Yards	666 at Missouri, 10/2/21
Kickoff Average	65.0 at Kentucky, 11/6/21
Touchbacks	7 at Kentucky, 11/6/21

CAREER STATS


Kick	GP	FG	FGA	Pct.	PAT	Pts	19-29	30-39	40-49	50+	Lg
2020	2	0	0	0.0	7	7	--	--	--	--	--
2021	10	0	0	0.0	0	0	--	--	--	--	--
Totals	12	0	0	0.0	7	7	--	--	--	--	--

Kickoffs	GP	No	Yds	Avg	TB	OB
2020	2	0	0	0.0	0	0
2021	10	65	3916	60.2	25	0
Totals	12	65	3916	60.2	25	0

GAME-BY-GAME

2021 Opp.	Kickoffs, TB
Bowling Green	DNP
Pitt	6-375-62.5, 1
Tennessee Tech	9-532-59.1, 2
at Florida	3-190-63.3, 1
at Missouri	11-666-60.5, 5
South Carolina	7-426-60.9, 3
Ole Miss	4-218-54.5, 0
at Alabama	5-255-51.0, 2
at Kentucky	7-455-65.0, 7
Georgia	4-239-59.8, 2
South Alabama	9-560-62.2, 2

2020 Opp.	FGs, PATs, Pts
at Vanderbilt	0-0, 6-6, 6
Texas A&M	0-0, 1-2, 1



DARNELL WRIGHT
OL • 6-6 • 335 • Jr.
Huntington, W. Va.

58

CAREER HONORS

- 2019 Freshman All-SEC Team

CAREER

- Talented and powerful offensive lineman who was a consensus five-star recruit and one of the nation's Top-10 prospects coming out of Huntington High School in West Virginia
- In his third year with the program as a starter
- Can play tackle or guard
- Played in 32 games and made 27 starts - 14 at right tackle, two at right guard and 11 at left tackle

2021

- Played team-high 751 offensive snaps this season
- Did not allow a sack or commit a penalty in 50 snaps vs. South Alabama (11/20), helping UT rack up 561 yards of total offense
- Saw action on a season-high 89 snaps vs. #1 Georgia (11/13) and did not allow a sack or quarterback hit
- Did not allow a sack or quarterback hit in 49 snaps at #18 Kentucky (11/6) as the Vols racked up 461 yards of total offense and averaged a season-best 9.8 yards per play
- Played 57 snaps at left tackle and did not allow a sack at #4 Alabama (10/23)
- Saw action on 83 snaps at left tackle without a penalty vs. #13 Ole Miss (10/16), helping the Vols pile up 467 yards of total offense
- Made sixth consecutive start at left tackle vs. South Carolina (10/9), playing 66 penalty-free snaps while helping UT rack up 472 yards of total offense
- Did not allow a pressure in 76 snaps at Mizzou (10/2) while helping Vols pile up 683 yards of total offense, including an incredible 458 rushing yards (third most in program history) in win at Mizzou (10/2)
- Saw action for 68 snaps at #11 Florida (9/25) as UT gained 423 yards of total offense
- Played 53 snaps vs. Tennessee Tech (9/18) and did not allow a sack or pressure
- Made his second straight start at LT vs. Pitt (9/11) and did not allow a sack or pressure in 74 snaps
- Started at LT in the season opener vs. Bowling Green (9/2), helping the Vols rack up 331 yards and four touchdowns on the ground. Played 86 snaps

NOTABLE

- Majoring in communication studies
 - 5-star recruit and one of the nation's Top-10 prospects coming out of Huntington High School in West Virginia
 - Twitter: @darnell_5232 | IG: @darnell_is_a_baller
- >> Full profile on Media Guide Pages 118

CAREER STATS

Games Played/Started: 2021: 11/11, 2020: 10/9, 2019: 11/7
Career: 32/27



JAYLEN WRIGHT
RB • 5-11 • 200 • Fr.
Durham, N.C.

20

CAREER

- Explosive freshman running back with elite speed
- Has seen action in seven games this season
- Enrolled at UT in January 2021 and participated in spring practice

2021

- Set new career highs with 13 carries for 83 yards vs. South Alabama (11/20), including a tough 17-yard touchdown run in the first quarter
- Logged five carries for 14 yards vs. #1 Georgia (11/13)

- Turned in an efficient performance at #18 Kentucky (11/6) in his first action since Week 5, carrying the ball seven times for 50 yards. Had a season-long rush of 21 yards in the fourth quarter
- Carried the ball four times for 24 yards in SEC debut at Mizzou (10/2)
- Rushed for a career-high 43 yards on nine carries vs. Tennessee Tech (9/18), including a one-yard score for the second week in a row
- Scored his first-career rushing touchdown from one yard out in the fourth quarter vs. Pitt (9/11)
- Made collegiate debut vs. Bowling Green (9/2), logging four rushes for 14 yards in the season opener

NOTABLE

- Majoring in recreation and sport management
 - Nickname is "J Wright"
 - Models his game after VFL Alvin Kamara
 - Was a star on the Southern Durham track & field team, winning an indoor state title in the 55m dash as a sophomore
 - Clocks a personal best time of 6.29 in the 55m dash in 2019, which was the fastest mark in the country at the time
 - Favorite musical artists are NBA YoungBoy & Lil Baby
 - After football would like to get into broadcasting
 - Twitter: @jw12 | IG: @jaylenwright
- >> Full profile on Media Guide Page 119

CAREER HIGHS

Rushes	13 vs. South Alabama, 11/20/21
Rushing Yards	83 vs. South Alabama, 11/20/21
Rushing TDs	1 (3x), last vs. South Alabama, 11/20/21
Long Rush	21 at Kentucky, 11/6/21
Receptions	5 vs. Pitt, 9/11/21
Receiving Yards	20 vs. Pitt, 9/11/21
Long Reception	11 vs. Pitt, 9/11/21

CAREER STATS

Rushing	GP/GS	No	Yds	Avg	Per/G	TD	Long	High Yd
2021	7/0	53	243	4.6	34.7	3	21-UK	83-USA
Totals	7/0	53	243	4.6	34.7	3	21-UK	83-USA

Receiving	GP/GS	No	Yds	Avg	Per/G	TD	Long	High Yd
2021	7/0	6	22	3.7	3.1	0	11-PITT	20-PITT
Totals	7/0	6	22	3.7	3.1	0	11-PITT	20-PITT

GAME-BY-GAME

2021 Opp.	Rush-Yds-TD, Lg	Rec-Yds-TD, Lg
Bowling Green	4-14-0, 8	0-0-0
Pitt	11-15-1, 14	5-20-0, 11
Tennessee Tech	9-43-1, 15	1-2-0, 2
at Florida	DNP	
at Missouri	4-24-0, 9	0-0-0
South Carolina	DNP - Injury	
Ole Miss	DNP - Injury	
at Alabama	DNP - Injury	
at Kentucky	7-50-0, 21	0-0-0
Georgia	5-14-0, 8	0-0-0
South Alabama	13-83-1, 17	0-0-0



BYRON YOUNG
DL/LB • 6-3 • 235 • Jr.
Georgetown, S.C.

6

CAREER

- Talented edge rusher who was one of the top JUCO recruits in the nation for the class of 2021
- Committed to the Vols on National Signing Day in December and chose UT over multiple SEC programs
- Made FBS debut vs. Tennessee Tech on Sept. 18, 2021
- Has played in nine career FBS games with six starts

2021

- Posted two tackles vs. #1 Georgia (11/13), including one sack for a 10-yard loss. Also notched a QBH
- Led the Vols with a career-high two sacks at #18 Kentucky, including a 12-yard QB take down that forced a turnover on downs in the fourth quarter
- Made a significant impact in the pass rush at #4 Alabama (10/23), logging his first-career solo sack and a season-high three QB hurries. Finished the

- game with six total tackles while playing a season-high 59 snaps
- Racked up career-high seven tackles and 2.0 TFLs in second-straight start (DE) vs. #13 Ole Miss (10/16). Also had a pass breakup
- Recorded three tackles in his first-career start (DE) vs. South Carolina (10/9), including a half sack and half a TFL. Also had two QB hurries for the second straight week
- Logged two tackles, two QB hurries and first-career TFL in UT's 62-24 victory at Mizzou (10/2)
- Recorded three assisted tackles as a reserve edge rusher in SEC debut at #11 Florida (9/25)
- Led the team with six total tackles in his FBS career debut vs. Tennessee Tech (9/18), helping limit the Golden Eagles to just 35 yards rushing

JUNIOR COLLEGE

- One of the top pass rushers in the junior college ranks who is expected to make an immediate impact this fall
- Enrolled at Tennessee in January 2021 and turned heads during the spring as an edge rusher/outside linebacker
- Considered the No. 1 weakside defensive end and No. 11 overall junior college player by 247Sports.com by way of Georgia Military College in Milledgeville
- Top 20 junior college player according to the 247 Composite
- Tallied 31 tackles, 11.0 tackles for loss and seven sacks for a loss of 46 yards during the 2019 season

NOTABLE

- Majoring in communication studies
 - Nickname is "B.Y."
 - Inspirational story due to COVID-19, did not receive any Power Five offers until late fall of 2020
 - Moved from his native South Carolina to the Columbus, Ga., area and served as an assistant manager at Dollar General for approximately 18 months before earning a spot at GMC through a tryout
 - One of the older players on the team at age 23
 - Models his game after Khalil Mack
 - Favorite movie is "The Longest Yard"
 - Favorite musical artist is Drake
 - Favorite food is pizza
 - Favorite TV Show is "Snowfall"
 - Twitter: @byron_9 | IG: @b.y.2raw_
- >> Full profile on Media Guide Page 120

CAREER HIGHS

Tackles	7 vs. Ole Miss, 10/16/21
Tackles For Loss	2.0 (2x), last at Kentucky, 11/6/21
Sacks	2.0 at Kentucky, 11/6/21
Quarterback Hurries	3 at Alabama, 10/23/21
Passes Defended	1 vs. Ole Miss, 10/16/21

CAREER STATS

Defense	GP/GS	UT	AT	TT	Sack	TFL	FF	FR	QBH	PD	High Tk
2021	9/6	14	19	33	4.5-40	8.0-53	0	0	8	1	7-OM
Career	9/6	14	19	33	4.5-40	8.0-53	0	0	8	1	7-OM

GAME-BY-GAME

2021 Opp.	U-A-T, Other
Tennessee Tech	1-5-6
at Florida	0-3-3
at Missouri	1-1-2, 1 tfl, 2 qbh
*South Carolina	0-3-3, 1 tfl, 0.5 s, 2 qbh
*Ole Miss	5-2-7, 2 tfl, 1 pd
*at Alabama	2-4-6, 1 s, 1 tfl, 3 qbh
*at Kentucky	3-1-4, 2 s, 2 tfl
*Georgia	2-0-2, 1 s, 1 tfl, 1 qbh
*South Alabama	0-0-0

* - denotes started

2021 ROSTER

No.	Name	Pos.	Cl.	Exp.	Ht.	Wt.	Hometown (High School/Previous School)
0	Grant Frerking	WR	R-SR	SQ	6-5	216	Atlanta, Ga./Wesleyan
0	Doneiko Slaughter	DB	SO	1L	6-0	190	Roswell, Ga./Roswell
1	Trevon Flowers	DB	SR	3L	5-11	200	Atlanta, Ga./Tucker
1	Velus Jones Jr.	WR	R-SR*	1L	6-0	200	Saraland, Ala./Saraland/Southern Cal
2	Jabari Small	RB	SO	1L	5-11	206	Memphis, Tenn./Briarcrest Christian
2	Alontae Taylor	DB	SR	3L	6-0	195	Manchester, Tenn./Coffee Co. Central
3	JaVonta Payton	WR	SR	GTR	6-1	180	Nashville, Tenn./Hillsboro/Northwest (Miss.) CC/Miss. St.
4	Warren Burrell	DB	JR	2L	6-0	190	Suwanee, Ga./North Gwinnett
4	Cedric Tillman	WR	R-JR	2L	6-3	215	Las Vegas, Nev./Bishop Gorman
5	Kenneth George Jr.	DB	R-SR*	2L	5-11	203	Lafayette, La./Acadiana/Trinity Valley (Texas) CC
5	Hendon Hooker	QB	R-SR	GTR	6-4	218	Greensboro, N.C./Dudley/Virginia Tech
6	Jimmy Holiday	WR	SO	1L	6-0	205	Flora, Miss./Madison Central
6	Byron Young	DL/LB	JR	JC	6-3	235	Georgetown, S.C./Carvers Bay/Georgia Military Coll.
7	Romello Edwards	DB	R-JR	SQ	6-0	187	Philadelphia, Pa./Neumann-Goretti
7	Joe Milton III	QB	R-JR	TR	6-5	244	Pahokee, Fla./Olympia/Michigan
8	Tiyon Evans	RB	JR	JC	5-11	220	Hartsville, S.C./Hartsville/Hutchinson (Kan.) JC
8	Bradley Jones	DB	R-SR	SQ	6-2	200	Nashville, Tenn./Stratford/Memphis
9	Tyler Baron	DL/LB	SO	1L	6-5	260	Knoxville, Tenn./Knoxville Catholic
9	Jimmy Calloway	WR	SO	1L	6-0	190	Morrow Ga./Morrow
10	Juwan Mitchell	LB	SR	TR	6-1	226	Newark, N.J./Mater Dei/Butler (Kan.) CC/Texas
11	LaTrell Bumphus	DL	SR*	4L	6-3	290	Savannah, Tenn./Hardin County
11	Jalin Hyatt	WR	SO	1L	6-0	175	Irmo, S.C./Dutch Fork
12	Sully McDermott	QB	FR	HS	6-4	220	Charlotte, N.C./Marvin Ridge
12	Tamarion McDonald	DB	SO	1L	6-2	200	Memphis, Tenn./Whitehaven
13	Kamal Hadden	DB	R-SO	TR	6-1	190	River Rouge, Mich./River Rouge/Independence (Kan.) CC
13	Gaston Moore	QB	R-FR	TR	6-2	200	Hilton Head, S.C./Hilton Head/UCF
14	Christian Charles	DB	FR	HS	6-1	186	Gainesville, Ga./Chestatee
14	Spencer Smith	QB	R-SO	SQ	6-1	200	Germantown, Tenn./St. George's
15	Kwauze Garland	LB	R-SO	1L	6-1	220	Conyers, Ga./Heritage
17	Michael Bittner	WR	R-SO	SQ	6-2	222	Cincinnati, Ohio/Elder
17	Tyus Fields	DB	R-SO	SQ	5-10	186	Cornelius, N.C./Hough
18	William Mohan	LB	R-FR	TR	6-1	210	Brooklyn, N.Y./Erasmus Hall/Michigan
19	Walker Merrill	WR	FR	HS	6-1	190	Brentwood, Tenn./Brentwood
20	Bryson Eason	LB	SO	1L	6-3	290	Memphis, Tenn./Whitehaven
20	Jaylen Wright	RB	FR	HS	5-11	200	Durham, N.C./Southern
21	Dee Beckwith	RB	R-FR	1L	6-5	227	Florence, Ala./Florence
21	Omari Thomas	DL	SO	1L	6-4	316	Memphis, Tenn./Briarcrest Christian
22	Jack Jancek	WR	R-FR	RS	6-5	215	Knoxville, Tenn./Knoxville Catholic
22	Jaylen McCollough	DB	JR	2L	6-0	205	Austell, Ga./Hillgrove
23	Cheyenne Labruzzo	DB	R-SR	4L	5-11	200	Albany, La./Albany
24	Aaron Beasley	LB	JR	2L	6-1	225	Franklin, Ga./Heard County
24	Fred Orr	RB	R-SO	SQ	5-11	212	Valdosta, Ga./Northeast (Clarksville, Tenn.)
25	Antonio Malone	RB	R-FR	RS	5-10	216	Antioch, Tenn./Blackman
26	Theo Jackson	DB	SR*	4L	6-2	203	Nashville, Tenn./Overton
26	J.T. Siekerman	WR	R-SR	SQ	5-10	180	Douglasville, Ga./Chapel Hill
27	Len'Neth Whitehead	RB	R-FR	RS	6-2	220	Athens, Ga./Athens Academy
28	De'Shawn Rucker	DB	FR	HS	6-0	185	Tallahassee, Fla./Godby
29	Brandon Turnage	DB	R-SO	TR	6-1	186	Oxford, Miss./Lafayette/Alabama
30	Roman Harrison	DL/LB	JR	2L	6-2	240	Bainbridge, Ga./Bainbridge
30	Marcus Pierce Jr.	RB	SR	SQ	5-8	195	Dallas, Texas/Garland/Maryville Coll.
31	Nick Humphrey	LB	R-SR*	SQ	6-1	210	Monroe, Mich./Jefferson
33	Jeremy Banks	LB	R-JR	2L	6-1	224	Cordova, Tenn./Cordova
34	Trel Riley	DB	R-FR	RS	6-1	180	Princeton, Ky./Caldwell County
35	Will Brooks	DB	R-FR	RS	6-1	200	Birmingham, Ala./Vestavia Hills
35	Patrick Wilk	RB	FR	HS	5-11	195	Nashville, Tenn./Montgomery Bell Academy
36	Tanner Dobrucky	WR	R-SR	1L	5-9	193	Richmond, Va./Douglas S. Freeman
36	William Wright	DB	R-FR	RS	6-0	190	Nashville, Tenn./Ensworth
37	Montrell Bandy	DB	FR	HS	6-3	170	Mount Juliet, Tenn./Mount Juliet
37	Paxton Brooks	P/PK	SR	3L	6-6	195	Lexington, S.C./Airport
38	Solon Page III	LB	R-SR	2L	6-2	223	Atlanta, Ga./Kell
39	West Shuler	LB	R-SO	SQ	6-1	220	Knoxville, Tenn./Christ School (Arden, N.C.)
39	Toby Wilson	PK	R-JR	1L	5-10	182	Brentwood, Tenn./Brentwood Academy
40	Chase McGrath	PK	R-SR	GTR	6-0	195	Newport Beach, Calif./Mater Dei/Southern Cal
40	Donovan Slates	LB	SR	TR	6-1	222	Adrian, Mich./Madison/Albion College
41	JT Carver	PK	FR	HS	5-11	190	Martin, Tenn./Westview
41	Aaron Willis	LB	FR	HS	6-1	225	Richmond, Va./Life Christian Academy
42	Kaemen Marley	WR	FR	HS	6-3	195	Ramseur, N.C./Eastern Randolph
42	Marshall Ware	DB	R-SO	SQ	5-10	180	Germantown, Tenn./Germantown
43	Jerrold Gentry	DB	FR	HS	6-0	200	Memphis, Tenn./Briarcrest Christian

ALPHABETICAL

No.	Name	Pos.
79	Jaxon Adams	DL
77	Chris Akporoghene	OL
46	Will Albright	LS
59	Dominic Bailey	DL
65	Parker Ball	OL
37	Montrell Bandy	DB
33	Jeremy Banks	LB
9	Tyler Baron	DL/LB
24	Aaron Beasley	LB
21	Dee Beckwith	RB
84	Trinity Bell	TE
90	Daniel Bethel	PK
17	Michael Bittner	WR
48	Ja'Quain Blakely	DL
37	Paxton Brooks	P/PK
35	Will Brooks	DB
46	Lucien Brunetti	WR
11	LaTrell Bumphus	DL
4	Warren Burrell	DB
94	Matthew Butler	DL
74	K'Rojhn Calbert	OL
9	Jimmy Calloway	WR
86	Miles Campbell	TE
41	JT Carver	PK
75	Jerome Carvin	OL
14	Christian Charles	DB
82	Andison Coby	WR
53	Jeremiah Crawford	OL
66	Dayne Davis	OL
36	Tanner Dobrucky	WR
20	Bryson Eason	LB
72	Nick Edwards	OL
7	Romello Edwards	DB
8	Tiyon Evans	RB
88	Princeton Fant	TE
17	Tyus Fields	DB
1	Trevon Flowers	DB
0	Grant Frerking	WR
47	Matt Gaca	LB
99	Kurott Garland	DL
15	Kwauze Garland	LB
43	Jerrold Gentry	DB
5	Kenneth George Jr.	DB
58	Isaac Green	DL
13	Kamal Hadden	DB
54	Kingston Harris	OL
30	Roman Harrison	DL/LB
6	Jimmy Holiday	WR
5	Hendon Hooker	QB
31	Nick Humphrey	LB
11	Jalin Hyatt	WR
26	Theo Jackson	DB
22	Jack Jancek	WR
8	Bradley Jones	DB
1	Velus Jones Jr.	WR
80	Ramel Keyton	WR
23	Cheyenne Labruzzo	DB
50	Jackson Lampley	OL
78	Ollie Lane	OL
83	Nigel Lanier	WR
25	Antonio Malone	RB
42	Kaemen Marley	WR
68	Cade Mays	OL
63	Cooper Mays	OL
22	Jaylen McCollough	DB
12	Sully McDermott	QB
12	Tamarion McDonald	DB
40	Chase McGrath	PK

2021 ROSTER

No.	Name	Pos.	Cl.	Exp.	Ht.	Wt.	Hometown (High School/Previous School)
46	Will Albright	LS	R-FR	RS	6-1	220	Greeneville, Tenn./Greeneville
46	Lucien Brunetti	WR	FR	HS	6-0	165	Nashville, Tenn./Montgomery Bell Academy
47	Matt Gaca	LB	R-SO	TR	6-2	223	Franklin, Tenn./Franklin/Incarnate Word
47	Matthew Salansky	LS	R-SO	1L	5-11	245	Morristown, Tenn./Morristown West
48	Ja'Quain Blakely	DL	R-SR*	4L	6-2	270	Moultrie, Ga./Colquitt County
50	Jackson Lampley	OL	R-SO	SQ	6-4	320	Nashville, Tenn./Montgomery Bell Academy
51	Elijah Simmons	DL	R-SO	1L	6-2	350	Memphis, Tenn./Pearl-Cohn (Nashville, Tenn.)
52	Maurese Smith	DL	SR	TR	6-3	325	Huntsville, Ala./Hazel Green/Alabama A&M
53	Jeremiah Crawford	OL	JR	JC	6-5	315	Goddard, Kansas/Goddard/Butler (Kan.) CC
53	Hayden Wilhelm	LB	FR	HS	5-11	200	Brentwood, Tenn./Brentwood
54	Kingston Harris	OL	R-JR	SQ	6-3	326	Orlando, Fla./IMG Academy
55	Eunique Valentine	LB	R-FR	RS	6-3	205	Knoxville, Tenn./Knoxville Central
57	Luke Stum	DL	FR	HS	6-2	240	Chattanooga, Tenn./Boyd-Buchanan
58	Isaac Green	DL	R-SO	SQ	6-0	300	Memphis, Tenn./Memphis Central
58	Darnell Wright	OL	JR	2L	6-6	335	Huntington, W. Va./Huntington
59	Dominic Bailey	DL	R-FR	RS	6-3	270	Salisbury, Md./St. Frances Academy
60	Alton Stephens	LS	JR	TR	5-11	190	Cordele, Ga./Crisp County/Georgia Military Coll./Texas St.
63	Cooper Mays	OL	SO	1L	6-3	295	Knoxville, Tenn./Knoxville Catholic
64	William Parker	OL	FR	HS	6-5	317	Nashville, Tenn./Pearl-Cohn
65	Parker Ball	OL	R-SO	SQ	6-4	290	Douglasville, Ga./Douglas County
66	Dayne Davis	OL	R-SO	SQ	6-7	325	Bluff City, Tenn./Sullivan East
68	Cade Mays	OL	SR	1L	6-6	325	Knoxville, Tenn./Knoxville Catholic/Georgia
70	RJ Perry	OL	R-FR	RS	6-6	325	Fairfield, Ala./Fairfield Prep
71	James Robinson	OL	R-FR	RS	6-4	340	Montgomery, Ala./Carver
72	Nick Edwards	OL	FR	HS	6-5	324	Clarksville, Tenn./Clarksville
74	K'Rojhn Calbert	OL	R-SR	3L	6-5	325	McMinnville, Tenn./Warren County Senior
75	Jerome Carvin	OL	SR	3L	6-5	318	Memphis, Tenn./Cordova
76	Javontez Spraggins	OL	SO	1L	6-3	320	East St. Louis, Ill./East St. Louis
77	Chris Akporoghene	OL	R-SO	1L	6-3	310	Warri, Nigeria/IMG Academy
78	Ollie Lane	OL	R-JR	SQ	6-4	325	Corryton, Tenn./Gibbs
79	Jaxon Adams	DL	FR	HS	6-3	245	Oak Ridge, Tenn./Oak Ridge
80	Ramel Keyton	WR	JR	1L	6-3	195	Marietta, Ga./Marietta
82	Andison Coby	WR	SO	JC	6-2	180	Fort Lauderdale, Fla./American Heritage/Northeast Miss. JC
83	Nigel Lanier	WR	FR	HS	6-0	190	Huntsville, Ala./North Jackson
84	Trinity Bell	TE	FR	HS	6-7	265	Albertville, Ala./Albertville
85	Julian Nixon	TE	FR	HS	6-3	245	Atlanta, Ga./Centennial
86	Miles Campbell	TE	FR	HS	6-3	240	Douglasville, Ga./South Paulding
87	Jacob Warren	TE	R-JR	2L	6-6	246	Knoxville, Tenn./Farragut
88	Princeton Fant	TE	R-SR	2L	6-2	240	Nashville, Tenn./Lavergne
89	Hunter Salmon	TE	R-SO	SQ	6-5	245	Birmingham, Ala./Vestavia
90	Daniel Bethel	PK	FR	HS	6-1	185	Clinton, Tenn./Anderson County
93	Amari McNeill	DL	FR	HS	6-4	285	Suwanee, Ga./Peachtree Ridge
93	Kolby Morgan	P	FR	HS	5-11	195	Oneida, Tenn./Oneida
94	Matthew Butler	DL	SR*	4L	6-4	295	Raleigh, N.C./Garner Senior
95	Da'Jon Terry	DL	R-SO	TR	6-4	325	Meridian, Miss./Meridian/Kansas
97	Caleb Tremblay	DL	R-SR	TR	6-5	280	Napa, Calif./Vintage/American River CC/Southern Cal
98	Aubrey Solomon	DL	SR*	2L	6-5	325	Leesburg, Ga./Lee County/Michigan
99	Kurott Garland	DL	R-JR	3L	6-3	310	Conyers, Ga./Heritage

* - denotes 2020 senior who elected to return for 2021 season

ALPHABETICAL

No.	Name	Pos.
93	Amari McNeill	DL
19	Walker Merrill	WR
7	Joe Milton III	QB
10	Juwan Mitchell	LB
18	William Mohan	LB
13	Gaston Moore	QB
93	Kolby Morgan	P
85	Julian Nixon	TE
24	Fred Orr	RB
38	Solon Page III	LB
64	William Parker	OL
3	JaVonta Payton	WR
70	RJ Perry	OL
30	Marcus Pierce Jr.	RB
34	Trel Riley	DB
71	James Robinson	OL
28	De'Shawn Rucker	DB
47	Matthew Salansky	LS
89	Hunter Salmon	TE
39	West Shuler	LB
26	J.T. Siekerman	WR
51	Elijah Simmons	DL
40	Donovan Slates	LB
0	Doneiko Slaughter	DB
2	Jabari Small	RB
52	Maurese Smith	DL
14	Spencer Smith	QB
98	Aubrey Solomon	DL
76	Javontez Spraggins	OL
60	Alton Stephens	LS
57	Luke Stum	DL
2	Alontae Taylor	DB
95	Da'Jon Terry	DL
21	Omari Thomas	DL
4	Cedric Tillman	WR
97	Caleb Tremblay	DL
29	Brandon Turnage	DB
55	Eunique Valentine	LB
42	Marshall Ware	DB
87	Jacob Warren	TE
27	Len'Neth Whitehead	RB
53	Hayden Wilhelm	LB
35	Patrick Wilk	RB
41	Aaron Willis	LB
39	Toby Wilson	PK
58	Darnell Wright	OL
20	Jaylen Wright	RB
36	William Wright	DB
6	Byron Young	DL/LB

PRONUNCIATION GUIDE

1	Trevon Flowers	TRAY-von	48	Ja'Quain Blakely	juh-KWAN
1	Velus Jones Jr.	VAY-lus	74	K'Rojhn Calbert	kay-RON
2	Alontae Taylor	uh-LAWN-tay	76	Javontez Spraggins	juh-VAWN-tez SPRA-gins
3	JaVonta Payton	ja-VON-tay	77	Chris Akporoghene	AW-pour-aw-guh-NAY
8	Tiyon Evans	TIE-on	95	Da'Jon Terry	day-ZHAN
11	LaTrell Bumphus	BUM-fiss	99	Kurott Garland	KER-ott
12	Tamarion McDonald	tuh-MARE-ee-uhn			
15	Kwauze Garland	kwah-ZEE		Head Coach Josh Heupel	HYPE-ul
26	J.T. Siekerman	SEE-kur-min		OLB/ST Mike Ekeler	ECK-lur
27	Len'Neth Whitehead	la-NEETH (rhymes with teeth)		QB Joey Halzle	HALLS-lee
38	Solon Page III	SOUL-in		LB Brian Jean-Mary	ZHAHN-muh-ree
44	Cheyenne Labruzzo	shy-ANN luh-BROOZE-uh			
46	Lucien Brunetti	LOO-shen BREW-net-ee			