



Official Basketball Box Score - Final  
**Tennessee Tech at Vanderbilt**  
 11/18/21 Memorial Gymnasium, Nashville  
 2021-22 Women's Basketball

Game Time: 6:00 PM  
 Game Duration: 1:52  
 Attendance: 1,660

Officials: Cameron Inouye, Frank Steratore, Kaz Beverley

Tennessee Tech - 55

Record: 2-1

NO.	Name	F	Min	FG	3P	FT	Rebounds			Fouls		TP	AS	TO	ST	Blocks		+/-
				M-A	M-A	M-A	OR	DR	TOT	PF	FD					BS	BA	
33	Mackenzie Coleman	F	22:33	2-6	0-1	0-0	1	4	5	3	0	4	0	3	1	1	1	-2
3	Megan Clark	G	21:41	1-3	1-2	1-2	0	1	1	1	1	4	0	1	0	0	0	-6
5	Anna Jones	G	33:47	9-11	1-1	5-7	1	8	9	4	5	24	1	7	1	0	0	-17
20	Kesha Brady	G	32:32	0-2	0-2	2-2	1	2	3	2	3	2	2	2	2	0	0	-18
24	Jada Guinn	G	37:38	3-6	0-0	3-4	0	2	2	3	4	9	4	6	1	0	0	-16
4	Anna Walker		14:06	2-4	0-0	0-0	0	0	0	2	0	4	0	2	0	0	0	-17
11	Maaliya Owens		27:04	3-12	2-6	0-1	1	4	5	0	2	8	1	3	1	0	2	-20
13	Ansley Hall		02:22	0-0	0-0	0-0	0	0	0	0	1	0	0	0	0	0	0	-4
22	Peyton Carter		08:17	0-2	0-1	0-0	0	0	0	1	0	0	0	0	0	0	0	0
Team							4	1	5			0		0				
<b>Totals</b>				20-46	4-13	11-16	8	22	30	16	16	55	8	24	6	1	3	-20

Technical Fouls::NONE

Shooting By Period		
1 <sup>st</sup> FG%	3-12	25.0%
3PT%	2-6	33.3%
FT%	1-2	50%
2 <sup>nd</sup> FG%	5-10	50.0%
3PT%	1-3	33.3%
FT%	0-1	0%
3 <sup>rd</sup> FG%	7-14	50.0%
3PT%	0-0	0.0%
FT%	6-9	66.7%
4 <sup>th</sup> FG%	5-10	50.0%
3PT%	1-4	25.0%
FT%	4-4	100%
GM FG%	20-46	43.5%
3PT%	4-13	30.8%
FT%	11-16	68.8%

Dead Ball Rebounds: 3, 1

Vanderbilt - 75

Record: 2-2

NO.	Name	F	Min	FG	3P	FT	Rebounds			Fouls		TP	AS	TO	ST	Blocks		+/-
				M-A	M-A	M-A	OR	DR	TOT	PF	FD					BS	BA	
15	Brinae Alexander	F	31:21	6-14	0-2	1-1	2	1	3	1	2	13	2	3	3	0	0	19
50	Kaylon Smith	F	26:23	5-8	0-0	0-0	0	4	4	1	4	10	2	2	3	1	1	8
3	Jordyn Cambridge	G	27:15	0-3	0-2	2-4	0	3	3	3	3	2	4	1	2	1	0	11
12	Demi Washington	G	27:00	4-6	0-0	1-2	1	1	2	3	1	9	0	1	1	0	0	11
22	Brylee Bartram	G	20:43	2-4	1-2	0-0	0	1	1	0	0	5	1	1	0	0	0	4
13	De'Mauri Flournoy		18:49	5-7	4-5	0-0	0	1	1	1	1	14	2	2	0	0	0	17
23	Iyana Moore		21:52	4-9	1-3	3-3	0	2	2	3	2	12	3	1	2	0	0	9
5	Yaubryon Chambers		09:16	1-2	0-0	0-0	1	2	3	0	0	2	0	0	1	1	0	9
11	Kendal Cheesman		01:33	0-1	0-1	0-0	0	0	0	0	0	0	0	0	0	0	0	-2
35	Sacha Washington		15:48	3-6	0-0	2-3	2	4	6	4	3	8	2	3	2	0	0	14
Team							2	1	3			0		0				
<b>Totals</b>				30-60	6-15	9-13	8	20	28	16	16	75	16	14	14	3	1	20

Technical Fouls::NONE

Shooting By Period		
1 <sup>st</sup> FG%	7-14	50.0%
3PT%	1-5	20.0%
FT%	2-2	100%
2 <sup>nd</sup> FG%	8-15	53.3%
3PT%	1-3	33.3%
FT%	0-2	0%
3 <sup>rd</sup> FG%	6-16	37.5%
3PT%	3-6	50.0%
FT%	2-3	66.7%
4 <sup>th</sup> FG%	9-15	60.0%
3PT%	1-1	100.0%
FT%	5-6	83.3%
GM FG%	30-60	50.0%
3PT%	6-15	40.0%
FT%	9-13	69.2%

Dead Ball Rebounds: 3, 0

	TTU	VU
Biggest lead	4 (1 <sup>st</sup> 9:17)	20 (4 <sup>th</sup> 2:44)
Best Scoring Run	8 (3 <sup>rd</sup> 7:44)	18 (2 <sup>nd</sup> 6:00)
Lead Changes	3	
Times Tied	1	
Time with Lead	06:19	33:22

	TTU	VU
Points from		
Turnovers	9	35
Paint	32	36
Second Chance	4	12
Fast Breaks	2	14
Bench	12	36

	Period by Period Scoring				
	1st	2nd	3rd	4th	TOT
TTU	9	11	20	15	55
VU	17	17	17	24	75



**Period 1**

**Quarter Starters:**

<b>VU</b>	3 Cambridge J	12 Washington D	15 Alexander B	22 Bartram B	50 Smith K
<b>TTU</b>	3 Clark M	5 Jones A	20 Brady K	24 Guinn J	33 Coleman M

Game Time	VU	Score	Diff	TTU
10:00	12 WASHINGTON D jumpball won			5 JONES A jumpball lost
09:56	50 SMITH K turnover bad pass (1)			
09:41	50 SMITH K foul shooting (1 - 1)			24 GUINN J foul drawn (1)
09:41				24 GUINN J free throw 1 - 2 missed
09:41				offensive dead ball rebound (1)
09:41		<b>0-1</b>	<b>-1</b>	24 GUINN J free throw 2 - 2 made (1)
09:30	12 WASHINGTON D 2pt FG in the paint, driving layup missed			
09:24				5 JONES A defensive rebound (1)
09:17		<b>0-4</b>	<b>-4</b>	5 JONES A 3pt FG , jump shot made (3)
09:17				24 GUINN J assist (1)
09:05	15 ALEXANDER B 3pt FG , jump shot missed			
09:00				33 COLEMAN M defensive rebound (1)
08:56				5 JONES A 2pt FG in the paint, layup missed
08:51	22 BARTRAM B defensive rebound (1)			
08:30	15 ALEXANDER B 2pt FG outside the paint, jump shot made (2)	<b>2-4</b>	<b>-2</b>	
07:49				20 BRADY K 3pt FG , jump shot missed
07:44	15 ALEXANDER B defensive rebound (1)			
07:30	15 ALEXANDER B turnover bad pass (1)			33 COLEMAN M steal (1)
07:21				33 COLEMAN M 3pt FG from turnover, jump shot missed
07:16	3 CAMBRIDGE J defensive rebound (1)			
06:53	3 CAMBRIDGE J 3pt FG , jump shot missed			
06:49				defensive dead ball rebound (2)
06:49	3 CAMBRIDGE J substitution out			
06:49	15 ALEXANDER B substitution out			
06:49	13 FLOURNOY D substitution in			
06:49	23 MOORE I substitution in			
06:39	50 SMITH K steal (1)			24 GUINN J turnover bad pass (1)
06:34	23 MOORE I 2pt FG fast break from turnover in the paint, driving layup made (2)	<b>4-4</b>	<b>0</b>	
06:34	23 MOORE I foul drawn (1)			24 GUINN J foul shooting (1 - 1)
06:34	12 WASHINGTON D substitution out			
06:34	5 CHAMBERS Y substitution in			
06:34	23 MOORE I free throw fast break 1 - 1 made (3)	<b>5-4</b>	<b>1</b>	
06:22		<b>5-7</b>	<b>-2</b>	3 CLARK M 3pt FG , jump shot made (3)
06:22				5 JONES A assist (1)
06:02	5 CHAMBERS Y 2pt FG in the paint, driving layup missed			
05:59				5 JONES A defensive rebound (2)
05:44				3 CLARK M turnover travel (1)
05:41	22 BARTRAM B substitution out			
05:41	50 SMITH K substitution out			
05:41	3 CAMBRIDGE J substitution in			
05:41	11 CHEESMAN K substitution in			
05:41				3 CLARK M substitution out



**Tennessee Tech at Vanderbilt**

11/18/21 Memorial Gymnasium, Nashville  
2021-22 Women's Basketball

Game Time: 6:00 PM

Game Duration: 1:52

Attendance: 1,660

Officials: Cameron Inouye, Frank Steratore, Kaz Beverley

Game Time	VU	Score	Diff	TTU
05:41				5 JONES A substitution out
05:41				4 WALKER A substitution in
05:41				11 OWENS M substitution in
05:36	13 FLOURNOY D turnover bad pass (1)			
05:05		5-9	-4	24 GUINN J 2pt FG from turnover in the paint, driving layup made (3)
04:54	11 CHEESMAN K 3pt FG , jump shot missed			
04:47				24 GUINN J defensive rebound (1)
04:34				11 OWENS M 2pt FG outside the paint, jump shot missed
04:30	5 CHAMBERS Y defensive rebound (1)			
04:08	23 MOORE I foul offensive (1 - 2)			24 GUINN J foul drawn (2)
04:08	23 MOORE I turnover offensive (1)			
04:08	Timeout media			
04:08	5 CHAMBERS Y substitution out			
04:08	11 CHEESMAN K substitution out			
04:08	13 FLOURNOY D substitution out			
04:08	12 WASHINGTON D substitution in			
04:08	15 ALEXANDER B substitution in			
04:08	50 SMITH K substitution in			
03:42				20 BRADY K 3pt FG from turnover, jump shot missed
03:31	50 SMITH K defensive rebound (1)			
03:26	15 ALEXANDER B 2pt FG in the paint, jump shot made (4)	7-9	-2	
03:26	3 CAMBRIDGE J assist (1)			
03:26	15 ALEXANDER B foul drawn (1)			4 WALKER A foul shooting (1 - 2)
03:26	15 ALEXANDER B free throw 1 - 1 made (5)	8-9	-1	
03:14	23 MOORE I steal (1)			4 WALKER A turnover bad pass (1)
03:10	23 MOORE I 2pt FG from turnover in the paint, driving layup made (5)	10-9	1	
03:10	3 CAMBRIDGE J assist (2)			
02:52				11 OWENS M 3pt FG , jump shot missed
02:47				20 BRADY K offensive rebound (1)
02:44				24 GUINN J 2pt FG second chance in the paint, jump shot missed
02:41	50 SMITH K defensive rebound (2)			
02:41	50 SMITH K foul drawn (1)			33 COLEMAN M foul personal (1 - 3)
02:41				20 BRADY K substitution out
02:41				33 COLEMAN M substitution out
02:41				3 CLARK M substitution in
02:41				5 JONES A substitution in
02:23	3 CAMBRIDGE J 3pt FG , jump shot missed			
02:16				5 JONES A defensive rebound (3)
02:16	jump ball situation			
02:06				4 WALKER A 2pt FG in the paint, driving layup missed
02:02	23 MOORE I defensive rebound (1)			
01:54	50 SMITH K 2pt FG in the paint, jump shot made (2)	12-9	3	
01:39	23 MOORE I substitution out			
01:39	22 BARTRAM B substitution in			
01:39				4 WALKER A substitution out
01:39				33 COLEMAN M substitution in
01:29				11 OWENS M 2pt FG outside the paint, jump shot blocked



Official Basketball Play by Play - 1st Period

**Tennessee Tech at Vanderbilt**

11/18/21 Memorial Gymnasium, Nashville  
2021-22 Women's Basketball

**Game Time:** 6:00 PM

**Game Duration:** 1:52

**Attendance:** 1,660

**Officials:** Cameron Inouye, Frank Steratore, Kaz Beverley

Game Time	VU	Score	Diff	TTU
01:29	50 SMITH K block (1)			
01:29				offensive rebound (7)
01:29	3 CAMBRIDGE J substitution out			
01:29	13 FLOURNOY D substitution in			
01:25				5 JONES A turnover travel (1)
01:13	15 ALEXANDER B foul drawn (2)			3 CLARK M foul personal (1 - 4)
01:07	12 WASHINGTON D 2pt FG from turnover outside the paint, jump shot made (2)	<b>14-9</b>	<b>5</b>	
01:07	50 SMITH K assist (1)			
00:31	50 SMITH K foul drawn (2)			5 JONES A foul offensive (1 - 5)
00:31				5 JONES A turnover offensive (2)
00:11	50 SMITH K 2pt FG from turnover outside the paint, jump shot missed			
00:06	15 ALEXANDER B offensive rebound (2)			
00:04	13 FLOURNOY D 3pt FG from turnover second chance, jump shot made (3)	<b>17-9</b>	<b>8</b>	
00:04	15 ALEXANDER B assist (1)			
<b>END OF PERIOD</b>				
<b>VU 17-9 TTU</b>				



**Officials:** Cameron Inouye, Frank Steratore, Kaz Beverley

**Tennessee Tech - 9**

NO.	Name	Min	FG			Rebounds			Fouls		TP	AS	TO	ST	Blocks		+/-
			M-A	3P	FT	OR	DR	TOT	PF	FD					BS	BA	
33	Mackenzie Coleman	F 08:58	0-1	0-1	0-0	0	1	1	1	0	0	0	0	1	0	0	-6
3	Megan Clark	G 07:00	1-1	1-1	0-0	0	0	0	1	0	3	0	1	0	0	0	-5
5	Anna Jones	G 07:00	1-2	1-1	0-0	0	3	3	1	0	3	1	2	0	0	0	-5
20	Kesha Brady	G 07:19	0-2	0-2	0-0	1	0	1	0	0	0	0	0	0	0	0	-1
24	Jada Guinn	G 10:00	1-2	0-0	1-2	0	1	1	1	2	3	1	1	0	0	0	-8
4	Anna Walker	04:02	0-1	0-0	0-0	0	0	0	1	0	0	0	1	0	0	0	-5
11	Maaliya Owens	05:41	0-3	0-1	0-0	0	0	0	0	0	0	0	0	0	0	1	-10
Team						1	0	1			0		0				
<b>Totals</b>			3-12	2-6	1-2	2	5	7	5	2	9	2	5	1	0	1	-8

Shooting By Period		
1st FG%	3-12	25.0%
3PT%	2-6	33.3%
FT%	1-2	50%
GM FG%	3-12	25.0%
3PT%	2-6	33.3%
FT%	1-2	50.0%

Dead Ball Rebounds: 1, 1

Technical Fouls::NONE

**Vanderbilt - 17**

NO.	Name	Min	FG			Rebounds			Fouls		TP	AS	TO	ST	Blocks		+/-
			M-A	3P	FT	OR	DR	TOT	PF	FD					BS	BA	
15	Brinae Alexander	F 07:19	2-3	0-1	1-1	1	1	2	0	2	5	1	1	0	0	0	10
50	Kaylon Smith	F 08:27	1-2	0-0	0-0	0	2	2	1	2	2	1	1	1	1	0	10
3	Jordyn Cambridge	G 07:23	0-2	0-2	0-0	0	1	1	0	0	0	2	0	0	0	0	3
12	Demi Washington	G 07:34	1-2	0-0	0-0	0	0	0	0	0	2	0	0	0	0	0	12
22	Brylee Bartram	G 05:58	0-0	0-0	0-0	0	1	1	0	0	0	0	0	0	0	0	3
13	De'Mauri Flournoy	04:10	1-1	1-1	0-0	0	0	0	0	0	3	0	1	0	0	0	3
23	Iyana Moore	05:10	2-2	0-0	1-1	0	1	1	1	1	5	0	1	1	0	0	5
5	Yaubryon Chambers	02:26	0-1	0-0	0-0	0	1	1	0	0	0	0	0	0	0	0	-4
11	Kendal Cheesman	01:33	0-1	0-1	0-0	0	0	0	0	0	0	0	0	0	0	0	-2
Team						0	0	0			0		0				
<b>Totals</b>			7-14	1-5	2-2	1	7	8	2	5	17	4	4	2	1	0	8

Shooting By Period		
1st FG%	7-14	50.0%
3PT%	1-5	20.0%
FT%	2-2	100%
GM FG%	7-14	50.0%
3PT%	1-5	20.0%
FT%	2-2	100.0%

Dead Ball Rebounds: 0, 0

Technical Fouls::NONE

	TTU	VU
<b>Biggest lead</b>	4 (1 <sup>st</sup> 9:17)	8 (1 <sup>st</sup> 0:04)
<b>Best Scoring Run</b>	5 (1 <sup>st</sup> 5:05)	12 (1 <sup>st</sup> 0:04)
<b>Lead Changes</b>	3	
<b>Times Tied</b>	1	
<b>Time with Lead</b>	06:19	03:22

Points from	TTU	VU
<b>Turnovers</b>	3	10
<b>Paint</b>	2	8
<b>Second Chance</b>	0	3
<b>Fast Breaks</b>	0	3
<b>Bench</b>	0	8

	Period by Period Scoring				
	1st	2nd	3rd	4th	TOT
<b>TTU</b>	9	11	20	15	55
<b>VU</b>	17	17	17	24	75



**Period 2**

**Quarter Starters:**

<b>VU</b>	12 Washington D	13 Flournoy D	22 Bartram B	23 Moore I	50 Smith K
<b>TTU</b>	3 Clark M	5 Jones A	20 Brady K	24 Guinn J	33 Coleman M

Game Time	VU	Score	Diff	TTU
10:00	15 ALEXANDER B substitution out			
10:00	23 MOORE I substitution in			
10:00				11 OWENS M substitution out
10:00				20 BRADY K substitution in
09:47	22 BARTRAM B 2pt FG outside the paint, jump shot made (2)	<b>19-9</b>	<b>10</b>	
09:47	50 SMITH K assist (2)			
09:17				33 COLEMAN M 2pt FG in the paint, jump shot missed
09:13	50 SMITH K defensive rebound (3)			
09:03	13 FLOURNOY D turnover travel (2)			
09:03	13 FLOURNOY D substitution out			
09:03	3 CAMBRIDGE J substitution in			
08:47				3 CLARK M 3pt FG from turnover, jump shot missed
08:45	defensive rebound (10)			
08:29	22 BARTRAM B 3pt FG , jump shot missed			
08:25				33 COLEMAN M defensive rebound (2)
08:04				24 GUINN J 2pt FG in the paint, driving layup missed
08:01	3 CAMBRIDGE J defensive rebound (2)			
07:59	3 CAMBRIDGE J turnover bad pass (1)			
07:59	12 WASHINGTON D substitution out			
07:59	23 MOORE I substitution out			
07:59	5 CHAMBERS Y substitution in			
07:59	15 ALEXANDER B substitution in			
07:37	50 SMITH K steal (2)			33 COLEMAN M turnover lost ball (1)
07:30	50 SMITH K 2pt FG fast break from turnover in the paint, layup made (4)	<b>21-9</b>	<b>12</b>	
07:30	3 CAMBRIDGE J assist (3)			
07:26	Timeout media			
07:26				Timeout 30 Sec
07:26				3 CLARK M substitution out
07:26				11 OWENS M substitution in
07:12	3 CAMBRIDGE J steal (1)			5 JONES A turnover lost ball (3)
07:07	50 SMITH K turnover travel (2)			
07:01				24 GUINN J turnover bad pass (2)
06:54	22 BARTRAM B 2pt FG from turnover in the paint, driving layup missed			
06:49				20 BRADY K defensive rebound (2)
06:43	22 BARTRAM B substitution out			
06:43	50 SMITH K substitution out			
06:43	23 MOORE I substitution in			
06:43	35 WASHINGTON S substitution in			
06:42				11 OWENS M 3pt FG , jump shot missed
06:37	35 WASHINGTON S defensive rebound (1)			
06:31	23 MOORE I 2pt FG outside the paint, jump shot missed			
06:27				defensive rebound (10)

**Tennessee Tech at Vanderbilt**11/18/21 Memorial Gymnasium, Nashville  
2021-22 Women's Basketball**Game Time:** 6:00 PM**Game Duration:** 1:52**Attendance:** 1,660**Officials:** Cameron Inouye, Frank Steratore, Kaz Beverley

Game Time	VU	Score	Diff	TTU
06:14	3 CAMBRIDGE J steal (2)			5 JONES A turnover lost ball (4)
06:14	5 CHAMBERS Y substitution out			
06:14	12 WASHINGTON D substitution in			
06:00	15 ALEXANDER B 2pt FG from turnover outside the paint, jump shot made (7)	<b>23-9</b>	<b>14</b>	
06:00	23 MOORE I assist (1)			
05:49				5 JONES A substitution out
05:49				4 WALKER A substitution in
05:38		<b>23-11</b>	<b>12</b>	33 COLEMAN M 2pt FG in the paint, driving layup made (2)
05:38				20 BRADY K assist (1)
05:25	35 WASHINGTON S turnover bad pass (1)			11 OWENS M steal (1)
05:19		<b>23-14</b>	<b>9</b>	11 OWENS M 3pt FG from turnover, jump shot made (3)
05:19				24 GUINN J assist (2)
05:06	3 CAMBRIDGE J foul drawn (1)			33 COLEMAN M foul shooting (2 - 1)
05:06	15 ALEXANDER B substitution out			
05:06	35 WASHINGTON S substitution out			
05:06	13 FLOURNOY D substitution in			
05:06	50 SMITH K substitution in			
05:06				33 COLEMAN M substitution out
05:06				5 JONES A substitution in
05:06	3 CAMBRIDGE J free throw 1 - 2 missed			
05:06	offensive dead ball rebound (1)			
05:06	3 CAMBRIDGE J free throw 2 - 2 missed			
05:06				5 JONES A defensive rebound (4)
04:49	3 CAMBRIDGE J foul personal (1 - 1)			20 BRADY K foul drawn (1)
04:49	3 CAMBRIDGE J substitution out			
04:49	22 BARTRAM B substitution in			
04:32		<b>23-16</b>	<b>7</b>	4 WALKER A 2pt FG in the paint, layup made (2)
04:32				24 GUINN J assist (3)
04:24	22 BARTRAM B 3pt FG , jump shot made (5)	<b>26-16</b>	<b>10</b>	
04:24	23 MOORE I assist (2)			
04:05				4 WALKER A turnover lost ball (2)
04:05	23 MOORE I substitution out			
04:05	15 ALEXANDER B substitution in			
03:50	13 FLOURNOY D 3pt FG from turnover, jump shot missed			
03:45				24 GUINN J defensive rebound (2)
03:45	jump ball situation			
03:37	13 FLOURNOY D foul personal (1 - 2)			20 BRADY K foul drawn (2)
03:37	13 FLOURNOY D substitution out			
03:37	3 CAMBRIDGE J substitution in			
03:20		<b>26-18</b>	<b>8</b>	5 JONES A 2pt FG in the paint, driving layup made (5)
03:02	12 WASHINGTON D 2pt FG in the paint, driving layup made (4)	<b>28-18</b>	<b>10</b>	
02:42				11 OWENS M turnover bad pass (1)
02:13	3 CAMBRIDGE J 2pt FG from turnover in the paint, driving layup missed			
02:11				5 JONES A defensive rebound (5)
02:11	12 WASHINGTON D foul personal (1 - 3)			5 JONES A foul drawn (1)
01:56				20 BRADY K turnover travel (1)
01:38	15 ALEXANDER B 2pt FG from turnover in the paint, layup made (9)	<b>30-18</b>	<b>12</b>	



**Tennessee Tech at Vanderbilt**

11/18/21 Memorial Gymnasium, Nashville  
2021-22 Women's Basketball

**Game Time:** 6:00 PM

**Game Duration:** 1:52

**Attendance:** 1,660

**Officials:** Cameron Inouye, Frank Steratore, Kaz Beverley

Game Time	VU	Score	Diff	TTU
01:14				5 JONES A 2pt FG in the paint, layup missed
01:05	50 SMITH K defensive rebound (4)			
01:05	15 ALEXANDER B 2pt FG in the paint, layup missed			
00:59	15 ALEXANDER B offensive rebound (3)			
00:59	15 ALEXANDER B 2pt FG second chance in the paint, layup missed			
00:56				11 OWENS M defensive rebound (1)
00:49		<b>30-20</b>	<b>10</b>	5 JONES A 2pt FG in the paint, layup made (7)
00:49				11 OWENS M assist (1)
00:49	12 WASHINGTON D foul shooting (2 - 4)			5 JONES A foul drawn (2)
00:49	12 WASHINGTON D substitution out			
00:49	5 CHAMBERS Y substitution in			
00:49				5 JONES A free throw 1 - 1 missed
00:47	5 CHAMBERS Y defensive rebound (2)			
00:39	50 SMITH K 2pt FG in the paint, layup made (6)	<b>32-20</b>	<b>12</b>	
00:39	15 ALEXANDER B assist (2)			
00:18	5 CHAMBERS Y steal (1)			11 OWENS M turnover bad pass (2)
00:12	5 CHAMBERS Y 2pt FG fast break from turnover in the paint, driving layup made (2)	<b>34-20</b>	<b>14</b>	
<b>END OF PERIOD</b>				
<b>VU 34-20 TTU</b>				





**Officials:** Cameron Inouye, Frank Steratore, Kaz Beverley

**Tennessee Tech - 11**

NO.	Name	Min	FG			Rebounds			Fouls		TP	AS	TO	ST	Blocks		+/-
			M-A	3P	FT	OR	DR	TOT	PF	FD					BS	BA	
33	Mackenzie Coleman	F 04:54	1-2	0-0	0-0	0	1	1	1	0	2	0	1	0	0	0	-1
3	Megan Clark	G 02:34	0-1	0-1	0-0	0	0	0	0	0	0	0	0	0	0	0	-4
5	Anna Jones	G 09:17	2-3	0-0	0-1	0	2	2	0	2	4	0	2	0	0	0	-11
20	Kesha Brady	G 10:00	0-0	0-0	0-0	0	1	1	0	2	0	1	1	0	0	0	-6
24	Jada Guinn	G 10:00	0-1	0-0	0-0	0	1	1	0	0	0	2	1	0	0	0	-6
11	Maaliya Owens	07:26	1-2	1-2	0-0	0	1	1	0	0	3	1	2	1	0	0	-2
4	Anna Walker	05:49	1-1	0-0	0-0	0	0	0	0	0	2	0	1	0	0	0	0
Team						0	1	1			0		0				
<b>Totals</b>			5-10	1-3	0-1	0	7	7	1	4	11	4	8	1	0	0	-6

Shooting By Period		
2nd FG%	5-10	50.0%
3PT%	1-3	33.3%
FT%	0-1	0%
GM FG%	5-10	50.0%
3PT%	1-3	33.3%
FT%	0-1	0.0%

Dead Ball Rebounds: 0, 0

Technical Fouls::NONE

**Vanderbilt - 17**

NO.	Name	Min	FG			Rebounds			Fouls		TP	AS	TO	ST	Blocks		+/-
			M-A	3P	FT	OR	DR	TOT	PF	FD					BS	BA	
15	Brinae Alexander	F 06:58	2-4	0-0	0-0	1	0	1	0	0	4	1	0	0	0	0	3
50	Kaylon Smith	F 08:23	2-2	0-0	0-0	0	2	2	0	0	4	1	1	1	0	0	9
3	Jordyn Cambridge	G 07:51	0-1	0-0	0-2	0	1	1	1	1	0	1	1	2	0	0	3
12	Demi Washington	G 07:26	1-1	0-0	0-0	0	0	0	2	0	2	0	0	0	0	0	0
22	Brylee Bartram	G 08:06	2-4	1-2	0-0	0	0	0	0	0	5	0	0	0	0	0	9
23	Iyana Moore	04:39	0-1	0-0	0-0	0	0	0	0	0	0	2	0	0	0	0	0
5	Yaubryon Chambers	02:34	1-1	0-0	0-0	0	1	1	0	0	2	0	0	1	0	0	6
35	Sacha Washington	01:37	0-0	0-0	0-0	0	1	1	0	0	0	0	1	0	0	0	-3
13	De'Mauri Flournoy	02:26	0-1	0-1	0-0	0	0	0	1	0	0	0	1	0	0	0	3
Team						0	1	1			0		0				
<b>Totals</b>			8-15	1-3	0-2	1	6	7	4	1	17	5	4	4	0	0	6

Shooting By Period		
2nd FG%	8-15	53.3%
3PT%	1-3	33.3%
FT%	0-2	0%
GM FG%	8-15	53.3%
3PT%	1-3	33.3%
FT%	0-2	0.0%

Dead Ball Rebounds: 1, 0

Technical Fouls::NONE

	TTU	VU
<b>Biggest lead</b>	0 (1 <sup>st</sup> 10:00)	14 (2 <sup>nd</sup> 6:00)
<b>Best Scoring Run</b>	7(2 <sup>nd</sup> 4:32)	6(2 <sup>nd</sup> 6:00)
<b>Lead Changes</b>	0	
<b>Times Tied</b>	0	
<b>Time with Lead</b>	00:00	09:47

Points from	TTU	VU
<b>Turnovers</b>	3	8
<b>Paint</b>	8	10
<b>Second Chance</b>	0	0
<b>Fast Breaks</b>	0	4
<b>Bench</b>	5	2

	Period by Period Scoring				
	1st	2nd	3rd	4th	TOT
<b>TTU</b>	9	11	20	15	55
<b>VU</b>	17	17	17	24	75



Officials: Cameron Inouye, Frank Steratore, Kaz Beverley

Tennessee Tech - 20

NO.	Name	Min	FG			Rebounds			Fouls		TP	AS	TO	ST	Blocks		+/-
			M-A	3P	FT	OR	DR	TOT	PF	FD					BS	BA	
33	Mackenzie Coleman	F 13:52	1-3	0-1	0-0	0	2	2	2	0	2	0	1	1	0	0	-7
3	Megan Clark	G 09:34	1-2	1-2	0-0	0	0	0	1	0	3	0	1	0	0	0	-9
5	Anna Jones	G 16:17	3-5	1-1	0-1	0	5	5	1	2	7	1	4	0	0	0	-16
20	Kesha Brady	G 17:19	0-2	0-2	0-0	1	1	2	0	2	0	1	1	0	0	0	-7
24	Jada Guinn	G 20:00	1-3	0-0	1-2	0	2	2	1	2	3	3	2	0	0	0	-14
4	Anna Walker	09:51	1-2	0-0	0-0	0	0	0	1	0	2	0	2	0	0	0	-5
11	Maaliya Owens	13:07	1-5	1-3	0-0	0	1	1	0	0	3	1	2	1	0	1	-12
Team						1	1	2			0		0				
<b>Totals</b>			8-22	3-9	1-3	2	12	14	6	6	20	6	13	2	0	1	-14

Shooting By Period		
1st FG%	3-12	25.0%
3PT%	2-6	33.3%
FT%	1-2	50%
2nd FG%	5-10	50.0%
3PT%	1-3	33.3%
FT%	0-1	0%
GM FG%	8-22	36.4%
3PT%	3-9	33.3%
FT%	1-3	33.3%

Dead Ball Rebounds: 1, 1

Technical Fouls::NONE

Vanderbilt - 34

NO.	Name	Min	FG			Rebounds			Fouls		TP	AS	TO	ST	Blocks		+/-
			M-A	3P	FT	OR	DR	TOT	PF	FD					BS	BA	
15	Brinae Alexander	F 14:17	4-7	0-1	1-1	2	1	3	0	2	9	2	1	0	0	0	13
50	Kaylon Smith	F 16:50	3-4	0-0	0-0	0	4	4	1	2	6	2	2	2	1	0	19
3	Jordyn Cambridge	G 15:14	0-3	0-2	0-2	0	2	2	1	1	0	3	1	2	0	0	6
12	Demi Washington	G 15:00	2-3	0-0	0-0	0	0	0	2	0	4	0	0	0	0	0	12
22	Brylee Bartram	G 14:04	2-4	1-2	0-0	0	1	1	0	0	5	0	0	0	0	0	12
13	De'Mauri Flournoy	06:36	1-2	1-2	0-0	0	0	0	1	0	3	0	2	0	0	0	6
23	Iyana Moore	09:49	2-3	0-0	1-1	0	1	1	1	1	5	2	1	1	0	0	5
5	Yaubryon Chambers	05:00	1-2	0-0	0-0	0	2	2	0	0	2	0	0	1	0	0	2
11	Kendal Cheesman	01:33	0-1	0-1	0-0	0	0	0	0	0	0	0	0	0	0	0	-2
35	Sacha Washington	01:37	0-0	0-0	0-0	0	1	1	0	0	0	0	1	0	0	0	-3
Team						0	1	1			0		0				
<b>Totals</b>			15-29	2-8	2-4	2	13	15	6	6	34	9	8	6	1	0	14

Shooting By Period		
1st FG%	7-14	50.0%
3PT%	1-5	20.0%
FT%	2-2	100%
2nd FG%	8-15	53.3%
3PT%	1-3	33.3%
FT%	0-2	0%
GM FG%	15-29	51.7%
3PT%	2-8	25.0%
FT%	2-4	50.0%

Dead Ball Rebounds: 1, 0

Technical Fouls::NONE

	TTU	VU
Biggest lead	4 (1st 9:17)	14 (2nd 6:00)
Best Scoring Run	7(2nd 4:32)	18(2nd 6:00)
Lead Changes	3	
Times Tied	1	
Time with Lead	06:19	13:22

Points from	TTU	VU
Turnovers	6	18
Paint	10	18
Second Chance	0	3
Fast Breaks	0	7
Bench	5	10

	Period by Period Scoring				
	1st	2nd	3rd	4th	TOT
TTU	9	11	20	15	55
VU	17	17	17	24	75



**Period 3**

**Quarter Starters:**

<b>VU</b>	3 Cambridge J	12 Washington D	15 Alexander B	22 Bartram B	50 Smith K
<b>TTU</b>	3 Clark M	5 Jones A	20 Brady K	24 Guinn J	33 Coleman M

Game Time	VU	Score	Diff	TTU
10:00	5 CHAMBERS Y substitution out			
10:00	12 WASHINGTON D substitution in			
10:00				4 WALKER A substitution out
10:00				11 OWENS M substitution out
10:00				3 CLARK M substitution in
10:00				33 COLEMAN M substitution in
09:43	50 SMITH K 2pt FG outside the paint, jump shot made (8)	<b>36-20</b>	<b>16</b>	
09:43	22 BARTRAM B assist (1)			
09:29	3 CAMBRIDGE J foul personal (2 - 1)			24 GUINN J foul drawn (3)
09:18		<b>36-22</b>	<b>14</b>	5 JONES A 2pt FG in the paint, layup made (9)
08:58	50 SMITH K 2pt FG outside the paint, jump shot missed			
08:55				20 BRADY K defensive rebound (3)
08:50				33 COLEMAN M 2pt FG in the paint, layup blocked
08:50	3 CAMBRIDGE J block (1)			
08:43				33 COLEMAN M offensive rebound (3)
08:43		<b>36-24</b>	<b>12</b>	33 COLEMAN M 2pt FG second chance in the paint, layup made (4)
08:43	Timeout 30 Sec			
08:43				Timeout media
08:24	15 ALEXANDER B 2pt FG in the paint, driving layup missed			
08:20				33 COLEMAN M defensive rebound (4)
08:06		<b>36-26</b>	<b>10</b>	5 JONES A 2pt FG in the paint, driving layup made (11)
07:48	12 WASHINGTON D turnover lost ball (1)			20 BRADY K steal (1)
07:44	3 CAMBRIDGE J foul shooting (3 - 2)			20 BRADY K foul drawn (3)
07:44	3 CAMBRIDGE J substitution out			
07:44	12 WASHINGTON D substitution out			
07:44	5 CHAMBERS Y substitution in			
07:44	23 MOORE I substitution in			
07:44		<b>36-27</b>	<b>9</b>	20 BRADY K free throw fast break 1 - 2 made (1)
07:44		<b>36-28</b>	<b>8</b>	20 BRADY K free throw fast break 2 - 2 made (2)
07:22	15 ALEXANDER B 2pt FG in the paint, jump shot missed			
07:20	offensive rebound (16)			
07:14	22 BARTRAM B turnover bad pass (1)			24 GUINN J steal (1)
07:07	15 ALEXANDER B steal (1)			33 COLEMAN M turnover lost ball (2)
07:04	15 ALEXANDER B turnover lost ball (2)			20 BRADY K steal (2)
06:49	15 ALEXANDER B steal (2)			5 JONES A turnover lost ball (5)
06:47	50 SMITH K foul drawn (3)			33 COLEMAN M foul personal (3 - 1)
06:47	22 BARTRAM B substitution out			
06:47	50 SMITH K substitution out			
06:47	13 FLOURNOY D substitution in			
06:47	35 WASHINGTON S substitution in			
06:47				33 COLEMAN M substitution out
06:47				4 WALKER A substitution in



**Tennessee Tech at Vanderbilt**

11/18/21 Memorial Gymnasium, Nashville  
2021-22 Women's Basketball

**Game Time:** 6:00 PM  
**Game Duration:** 1:52  
**Attendance:** 1,660

**Officials:** Cameron Inouye, Frank Steratore, Kaz Beverley

Game Time	VU	Score	Diff	TTU
06:43	23 MOORE I 3pt FG from turnover, jump shot made (8)	<b>39-28</b>	<b>11</b>	
06:13	23 MOORE I steal (2)			24 GUINN J turnover bad pass (3)
06:06	13 FLOURNOY D 3pt FG fast break from turnover, jump shot made (6)	<b>42-28</b>	<b>14</b>	
06:06	23 MOORE I assist (3)			
05:47		<b>42-30</b>	<b>12</b>	5 JONES A 2pt FG in the paint, driving layup made (13)
05:47				20 BRADY K assist (2)
05:35	13 FLOURNOY D foul drawn (1)			20 BRADY K foul personal (1 - 2)
05:35				3 CLARK M substitution out
05:35				24 GUINN J substitution out
05:35				11 OWENS M substitution in
05:35				13 HALL A substitution in
05:30	35 WASHINGTON S 2pt FG in the paint, jump shot made (2)	<b>44-30</b>	<b>14</b>	
05:30	35 WASHINGTON S foul drawn (1)			5 JONES A foul shooting (2 - 3)
05:29	35 WASHINGTON S free throw 1 - 1 missed			
05:28				5 JONES A defensive rebound (6)
05:18				4 WALKER A 2pt FG outside the paint, jump shot missed
05:14	13 FLOURNOY D defensive rebound (1)			
05:10	15 ALEXANDER B 3pt FG , jump shot missed			
05:05	5 CHAMBERS Y offensive rebound (3)			
04:55	23 MOORE I 2pt FG second chance in the paint, jump shot missed			
04:47	35 WASHINGTON S offensive rebound (2)			
04:45	13 FLOURNOY D 3pt FG second chance, jump shot made (9)	<b>47-30</b>	<b>17</b>	
04:45	35 WASHINGTON S assist (1)			
04:28	Timeout media			
04:28	5 CHAMBERS Y substitution out			
04:28	12 WASHINGTON D substitution in			
04:28				4 WALKER A substitution out
04:28				3 CLARK M substitution in
04:13	23 MOORE I foul shooting (2 - 3)			5 JONES A foul drawn (3)
04:13		<b>47-31</b>	<b>16</b>	5 JONES A free throw 1 - 2 made (14)
04:13		<b>47-32</b>	<b>15</b>	5 JONES A free throw 2 - 2 made (15)
04:01	23 MOORE I 2pt FG outside the paint, jump shot missed			
03:56	35 WASHINGTON S offensive rebound (3)			
03:56	35 WASHINGTON S 2pt FG second chance in the paint, layup made (4)	<b>49-32</b>	<b>17</b>	
03:32	35 WASHINGTON S foul shooting (1 - 4)			5 JONES A foul drawn (4)
03:32				5 JONES A free throw 1 - 2 missed
03:32				offensive dead ball rebound (3)
03:32		<b>49-33</b>	<b>16</b>	5 JONES A free throw 2 - 2 made (16)
03:13	35 WASHINGTON S foul offensive (2 - 5)			13 HALL A foul drawn (1)
03:13	35 WASHINGTON S turnover offensive (2)			
03:13	35 WASHINGTON S substitution out			
03:13	50 SMITH K substitution in			
03:13				13 HALL A substitution out
03:13				20 BRADY K substitution out
03:13				22 CARTER P substitution in
03:13				24 GUINN J substitution in
03:04	15 ALEXANDER B foul personal (1 - 6)			3 CLARK M foul drawn (1)



**Tennessee Tech at Vanderbilt**

11/18/21 Memorial Gymnasium, Nashville  
2021-22 Women's Basketball

**Officials:** Cameron Inouye, Frank Steratore, Kaz Beverley

Game Time	VU	Score	Diff	TTU
03:04				3 CLARK M free throw 1 - 2 missed
03:04				offensive dead ball rebound (4)
03:04		<b>49-34</b>	<b>15</b>	3 CLARK M free throw 2 - 2 made (4)
02:53	23 MOORE I 3pt FG , jump shot missed			
02:45				3 CLARK M defensive rebound (1)
02:33		<b>49-36</b>	<b>13</b>	11 OWENS M 2pt FG in the paint, driving layup made (5)
02:33	12 WASHINGTON D foul shooting (3 - 7)			11 OWENS M foul drawn (1)
02:33	12 WASHINGTON D substitution out			
02:33	15 ALEXANDER B substitution out			
02:33	5 CHAMBERS Y substitution in			
02:33	22 BARTRAM B substitution in			
02:33				11 OWENS M free throw 1 - 1 missed
02:31	23 MOORE I defensive rebound (2)			
02:28	23 MOORE I foul drawn (2)			24 GUINN J foul shooting (2 - 4)
02:28	23 MOORE I free throw fast break 1 - 2 made (9)	<b>50-36</b>	<b>14</b>	
02:28	23 MOORE I free throw fast break 2 - 2 made (10)	<b>51-36</b>	<b>15</b>	
02:15				3 CLARK M 2pt FG outside the paint, jump shot missed
02:04				5 JONES A offensive rebound (7)
02:04		<b>51-38</b>	<b>13</b>	5 JONES A 2pt FG second chance in the paint, layup made (18)
01:52	13 FLOURNOY D 2pt FG in the paint, driving layup missed			
01:44				11 OWENS M defensive rebound (2)
01:33				11 OWENS M 2pt FG in the paint, driving layup blocked
01:33	5 CHAMBERS Y block (1)			
01:33				offensive rebound (22)
01:33	5 CHAMBERS Y substitution out			
01:33	13 FLOURNOY D substitution out			
01:33	15 ALEXANDER B substitution in			
01:33	35 WASHINGTON S substitution in			
01:24				24 GUINN J 2pt FG second chance outside the paint, jump shot missed
01:20				offensive rebound (23)
01:18				22 CARTER P 2pt FG second chance in the paint, jump shot missed
01:14				offensive rebound (24)
01:03				11 OWENS M 2pt FG second chance outside the paint, jump shot missed
00:57	35 WASHINGTON S defensive rebound (4)			
00:48	15 ALEXANDER B 2pt FG in the paint, jump shot missed			
00:45				11 OWENS M defensive rebound (3)
00:29		<b>51-40</b>	<b>11</b>	24 GUINN J 2pt FG in the paint, driving layup made (5)
00:02	23 MOORE I 3pt FG , jump shot missed			
00:00	offensive dead ball rebound (2)			
<b>END OF PERIOD</b>				
<b>VU 51-40 TTU</b>				



**Officials:** Cameron Inouye, Frank Steratore, Kaz Beverley

**Tennessee Tech - 20**

NO.	Name	Min	FG			Rebounds			Fouls		TP	AS	TO	ST	Blocks		+/-
			M-A	3P	FT	OR	DR	TOT	PF	FD					BS	BA	
33	Mackenzie Coleman	F 03:13	1-2	0-0	0-0	1	1	2	1	0	2	0	1	0	0	1	6
3	Megan Clark	G 08:53	0-1	0-0	1-2	0	1	1	0	1	1	0	0	0	0	0	8
5	Anna Jones	G 10:00	4-4	0-0	3-4	1	1	2	1	2	11	0	1	0	0	0	3
20	Kesha Brady	G 06:47	0-0	0-0	2-2	0	1	1	1	1	2	1	0	2	0	0	-2
24	Jada Guinn	G 07:38	1-2	0-0	0-0	0	0	0	1	1	2	0	1	1	0	0	7
4	Anna Walker	02:19	0-1	0-0	0-0	0	0	0	0	0	0	0	0	0	0	0	-9
11	Maaliya Owens	05:35	1-3	0-0	0-1	0	2	2	0	1	2	0	0	0	0	1	1
13	Ansley Hall	02:22	0-0	0-0	0-0	0	0	0	0	1	0	0	0	0	0	0	-4
22	Peyton Carter	03:13	0-1	0-0	0-0	0	0	0	0	0	0	0	0	0	0	0	5
Team						3	0	3			0		0				
<b>Totals</b>			7-14	0-0	6-9	5	6	11	4	7	20	1	3	3	0	2	3

Shooting By Period		
3rd FG%	7-14	50.0%
3PT%	0-0	0.0%
FT%	6-9	66.7%
GM FG%	7-14	50.0%
3PT%	0-0	0.0%
FT%	6-9	66.7%

Dead Ball Rebounds: 2, 0

Technical Fouls::NONE

**Vanderbilt - 17**

NO.	Name	Min	FG			Rebounds			Fouls		TP	AS	TO	ST	Blocks		+/-
			M-A	3P	FT	OR	DR	TOT	PF	FD					BS	BA	
15	Brinae Alexander	F 09:00	0-4	0-1	0-0	0	0	0	1	0	0	0	1	2	0	0	-3
50	Kaylon Smith	F 06:26	1-2	0-0	0-0	0	0	0	0	1	2	0	0	0	0	0	-11
3	Jordyn Cambridge	G 02:16	0-0	0-0	0-0	0	0	0	2	0	0	0	0	0	1	0	-4
12	Demi Washington	G 04:11	0-0	0-0	0-0	0	0	0	1	0	0	0	1	0	0	0	-8
22	Brylee Bartram	G 05:46	0-0	0-0	0-0	0	0	0	0	0	0	1	1	0	0	0	-8
5	Yaubryon Chambers	04:16	0-0	0-0	0-0	1	0	1	0	0	0	0	0	0	1	0	7
23	Iyana Moore	07:44	1-5	1-3	2-2	0	1	1	1	1	5	1	0	1	0	0	1
13	De'Mauri Flournoy	05:14	2-3	2-2	0-0	0	1	1	0	1	6	0	0	0	0	0	5
35	Sacha Washington	05:07	2-2	0-0	0-1	2	1	3	2	1	4	1	1	0	0	0	6
Team						1	0	1			0		0				
<b>Totals</b>			6-16	3-6	2-3	4	3	7	7	4	17	3	4	3	2	0	-3

Shooting By Period		
3rd FG%	6-16	37.5%
3PT%	3-6	50.0%
FT%	2-3	66.7%
GM FG%	6-16	37.5%
3PT%	3-6	50.0%
FT%	2-3	66.7%

Dead Ball Rebounds: 1, 0

Technical Fouls::NONE

	TTU	VU
<b>Biggest lead</b>	0 (1 <sup>st</sup> 10:00)	17 (3 <sup>rd</sup> 4:45)
<b>Best Scoring Run</b>	8(3 <sup>rd</sup> 7:44)	6(3 <sup>rd</sup> 6:06)
<b>Lead Changes</b>	0	
<b>Times Tied</b>	0	
<b>Time with Lead</b>	00:00	09:43

	TTU	VU
<b>Points from</b>		
<b>Turnovers</b>	3	6
<b>Paint</b>	14	4
<b>Second Chance</b>	4	5
<b>Fast Breaks</b>	2	5
<b>Bench</b>	2	15

Period by Period Scoring					
	1st	2nd	3rd	4th	TOT
<b>TTU</b>	9	11	20	15	55
<b>VU</b>	17	17	17	24	75



**Officials:** Cameron Inouye, Frank Steratore, Kaz Beverley

**Period 4**

**Quarter Starters:**

<b>VU</b>	3 Cambridge J	15 Alexander B	22 Bartram B	35 Washington S	50 Smith K
<b>TTU</b>	3 Clark M	5 Jones A	11 Owens M	22 Carter P	24 Guinn J

Game Time	VU	Score	Diff	TTU
10:00	23 MOORE I substitution out			
10:00	3 CAMBRIDGE J substitution in			
09:50	35 WASHINGTON S steal (1)			5 JONES A turnover lost ball (6)
09:24	15 ALEXANDER B 2pt FG from turnover in the paint, driving layup missed			
09:21				5 JONES A defensive rebound (8)
09:16				22 CARTER P 3pt FG , jump shot missed
09:12	35 WASHINGTON S defensive rebound (5)			
09:07	50 SMITH K foul drawn (4)			5 JONES A foul personal (3 - 1)
09:07	15 ALEXANDER B substitution out			
09:07	22 BARTRAM B substitution out			
09:07	13 FLOURNOY D substitution in			
09:07	23 MOORE I substitution in			
09:03	35 WASHINGTON S turnover travel (3)			
08:42				11 OWENS M 3pt FG from turnover, jump shot missed
08:39				11 OWENS M offensive rebound (4)
08:38	35 WASHINGTON S steal (2)			11 OWENS M turnover lost ball (3)
08:27	35 WASHINGTON S 2pt FG from turnover in the paint, layup missed			
08:26				11 OWENS M defensive rebound (5)
08:26	35 WASHINGTON S foul personal (3 - 1)			11 OWENS M foul drawn (2)
08:26				11 OWENS M substitution out
08:26				20 BRADY K substitution in
08:17				20 BRADY K turnover lost ball (2)
08:03	23 MOORE I 2pt FG from turnover in the paint, driving layup made (12)	<b>53-40</b>	<b>13</b>	
07:49	35 WASHINGTON S foul shooting (4 - 2)			5 JONES A foul drawn (5)
07:49	35 WASHINGTON S substitution out			
07:49	12 WASHINGTON D substitution in			
07:49				3 CLARK M substitution out
07:49				33 COLEMAN M substitution in
07:49		<b>53-41</b>	<b>12</b>	5 JONES A free throw 1 - 2 made (19)
07:49		<b>53-42</b>	<b>11</b>	5 JONES A free throw 2 - 2 made (20)
07:29	50 SMITH K 2pt FG in the paint, jump shot made (10)	<b>55-42</b>	<b>13</b>	
07:14		<b>55-44</b>	<b>11</b>	5 JONES A 2pt FG in the paint, driving layup made (22)
07:11				Timeout 30 Sec
07:11				Timeout media
07:11	13 FLOURNOY D substitution out			
07:11	15 ALEXANDER B substitution in			
06:55	50 SMITH K 2pt FG in the paint, jump shot blocked			
06:55				33 COLEMAN M block (1)
06:53				33 COLEMAN M defensive rebound (5)
06:53	jump ball situation			
06:53	50 SMITH K steal (3)			33 COLEMAN M turnover lost ball (3)



**Tennessee Tech at Vanderbilt**

11/18/21 Memorial Gymnasium, Nashville  
2021-22 Women's Basketball

**Game Time:** 6:00 PM  
**Game Duration:** 1:52  
**Attendance:** 1,660

**Officials:** Cameron Inouye, Frank Steratore, Kaz Beverley

Game Time	VU	Score	Diff	TTU
06:53	50 SMITH K substitution out			
06:53	35 WASHINGTON S substitution in			
06:50	12 WASHINGTON D 2pt FG from turnover in the paint, jump shot missed			
06:48	offensive rebound (24)			
06:48				22 CARTER P substitution out
06:48				11 OWENS M substitution in
06:45	15 ALEXANDER B 2pt FG from turnover second chance in the paint, jump shot made (11)	<b>57-44</b>	<b>13</b>	
06:45	3 CAMBRIDGE J assist (4)			
06:16		<b>57-47</b>	<b>10</b>	11 OWENS M 3pt FG , jump shot made (8)
06:16				24 GUINN J assist (4)
05:49	15 ALEXANDER B 2pt FG in the paint, jump shot made (13)	<b>59-47</b>	<b>12</b>	
05:37	15 ALEXANDER B steal (3)			24 GUINN J turnover bad pass (4)
05:37	3 CAMBRIDGE J foul drawn (2)			5 JONES A foul personal (4 - 2)
05:37				5 JONES A substitution out
05:37				3 CLARK M substitution in
05:21	35 WASHINGTON S 2pt FG from turnover in the paint, jump shot missed			
05:15	12 WASHINGTON D offensive rebound (1)			
05:15	12 WASHINGTON D 2pt FG from turnover second chance in the paint, layup made (6)	<b>61-47</b>	<b>14</b>	
05:03	23 MOORE I foul shooting (3 - 3)			24 GUINN J foul drawn (4)
05:03	23 MOORE I substitution out			
05:03	13 FLOURNOY D substitution in			
05:03				33 COLEMAN M substitution out
05:03				4 WALKER A substitution in
05:03		<b>61-48</b>	<b>13</b>	24 GUINN J free throw 1 - 2 made (6)
05:03		<b>61-49</b>	<b>12</b>	24 GUINN J free throw 2 - 2 made (7)
04:55	13 FLOURNOY D 3pt FG , jump shot made (12)	<b>64-49</b>	<b>15</b>	
04:55	35 WASHINGTON S assist (2)			
04:34				24 GUINN J turnover bad pass (5)
04:34				3 CLARK M substitution out
04:34				22 CARTER P substitution in
04:22	35 WASHINGTON S foul drawn (2)			22 CARTER P foul personal (1 - 3)
04:18	35 WASHINGTON S foul drawn (3)			4 WALKER A foul shooting (2 - 4)
04:18	35 WASHINGTON S free throw 1 - 2 made (5)	<b>65-49</b>	<b>16</b>	
04:18	35 WASHINGTON S free throw 2 - 2 made (6)	<b>66-49</b>	<b>17</b>	
04:05		<b>66-51</b>	<b>15</b>	4 WALKER A 2pt FG in the paint, jump shot made (4)
03:39	13 FLOURNOY D 2pt FG outside the paint, jump shot made (14)	<b>68-51</b>	<b>17</b>	
03:31	12 WASHINGTON D steal (1)			24 GUINN J turnover bad pass (6)
03:07	12 WASHINGTON D foul drawn (1)			24 GUINN J foul personal (3 - 5)
03:07	12 WASHINGTON D free throw 1 - 2 missed			
03:07	offensive dead ball rebound (3)			
03:07				4 WALKER A substitution out
03:07				5 JONES A substitution in
03:07	12 WASHINGTON D free throw 2 - 2 made (7)	<b>69-51</b>	<b>18</b>	
02:52				11 OWENS M 3pt FG , jump shot missed
02:46	3 CAMBRIDGE J defensive rebound (3)			
02:44	35 WASHINGTON S 2pt FG fast break in the paint, layup made (8)	<b>71-51</b>	<b>20</b>	





**Tennessee Tech at Vanderbilt**

11/18/21 Memorial Gymnasium, Nashville  
2021-22 Women's Basketball

**Game Time:** 6:00 PM

**Game Duration:** 1:52

**Attendance:** 1,660

**Officials:** Cameron Inouye, Frank Steratore, Kaz Beverley

Game Time	VU	Score	Diff	TTU
02:44	13 FLOURNOY D assist (1)			
02:42				Timeout 60 Sec
02:42				22 CARTER P substitution out
02:42				33 COLEMAN M substitution in
02:16		<b>71-53</b>	<b>18</b>	24 GUINN J 2pt FG in the paint, driving layup made (9)
01:47	35 WASHINGTON S 2pt FG in the paint, layup missed			
01:43				5 JONES A defensive rebound (9)
01:38		<b>71-55</b>	<b>16</b>	5 JONES A 2pt FG in the paint, driving layup made (24)
01:12	15 ALEXANDER B turnover bad pass (3)			5 JONES A steal (1)
01:10				5 JONES A turnover dribbling violation (7)
01:07	12 WASHINGTON D 2pt FG from turnover in the paint, jump shot made (9)	<b>73-55</b>	<b>18</b>	
01:07	13 FLOURNOY D assist (2)			
00:42				33 COLEMAN M 2pt FG in the paint, jump shot missed
00:39	35 WASHINGTON S defensive rebound (6)			
00:14	3 CAMBRIDGE J foul drawn (3)			20 BRADY K foul shooting (2 - 6)
00:14	3 CAMBRIDGE J free throw 1 - 2 made (1)	<b>74-55</b>	<b>19</b>	
00:14	3 CAMBRIDGE J free throw 2 - 2 made (2)	<b>75-55</b>	<b>20</b>	
00:14	3 CAMBRIDGE J substitution out			
00:14	23 MOORE I substitution in			
00:00				11 OWENS M 2pt FG in the paint, driving layup missed
00:00	12 WASHINGTON D defensive rebound (2)			
<b>END OF GAME</b>				
<b>VU 75-55 TTU</b>				



**Officials:** Cameron Inouye, Frank Steratore, Kaz Beverley

**Tennessee Tech - 15**

NO.	Name	F	Min	FG			Rebounds			Fouls		TP	AS	TO	ST	Blocks		+/-
				M-A	3P	FT	OR	DR	TOT	PF	FD					BS	BA	
33	Mackenzie Coleman	F	05:28	0-1	0-0	0-0	0	1	1	0	0	0	0	1	0	1	0	-1
3	Megan Clark	G	03:14	0-0	0-0	0-0	0	0	0	0	0	0	0	0	0	0	0	-5
5	Anna Jones	G	07:30	2-2	0-0	2-2	0	2	2	2	1	6	0	2	1	0	0	-4
20	Kesha Brady	G	08:26	0-0	0-0	0-0	0	0	0	1	0	0	0	1	0	0	0	-9
24	Jada Guinn	G	10:00	1-1	0-0	2-2	0	0	0	1	1	4	1	3	0	0	0	-9
11	Maaliya Owens		08:22	1-4	1-3	0-0	1	1	2	0	1	3	0	1	0	0	0	-9
4	Anna Walker		01:56	1-1	0-0	0-0	0	0	0	1	0	2	0	0	0	0	0	-3
22	Peyton Carter		05:04	0-1	0-1	0-0	0	0	0	1	0	0	0	0	0	0	0	-5
Team							0	0	0			0						
<b>Totals</b>				5-10	1-4	4-4	1	4	5	6	3	15	1	8	1	1	0	-9

Shooting By Period		
4 <sup>th</sup> FG%	5-10	50.0%
3PT%	1-4	25.0%
FT%	4-4	100%
GM FG%	5-10	50.0%
3PT%	1-4	25.0%
FT%	4-4	100.0%

Dead Ball Rebounds: 0, 0

**Technical Fouls::NONE**

**Vanderbilt - 24**

NO.	Name	F	Min	FG			Rebounds			Fouls		TP	AS	TO	ST	Blocks		+/-
				M-A	3P	FT	OR	DR	TOT	PF	FD					BS	BA	
15	Brinae Alexander	F	08:04	2-3	0-0	0-0	0	0	0	0	0	4	0	1	1	0	0	9
50	Kaylon Smith	F	03:07	1-2	0-0	0-0	0	0	0	0	1	2	0	0	1	0	1	0
3	Jordyn Cambridge	G	09:45	0-0	0-0	2-2	0	1	1	0	2	2	1	0	0	0	0	9
12	Demi Washington	G	07:49	2-3	0-0	1-2	1	1	2	0	1	5	0	0	1	0	0	7
22	Brylee Bartram	G	00:53	0-0	0-0	0-0	0	0	0	0	0	0	0	0	0	0	0	0
13	De'Mauri Flournoy		06:59	2-2	1-1	0-0	0	0	0	0	0	5	2	0	0	0	0	6
23	Iyana Moore		04:19	1-1	0-0	0-0	0	0	0	1	0	2	0	0	0	0	0	3
35	Sacha Washington		09:04	1-4	0-0	2-2	0	2	2	2	2	4	1	1	2	0	0	11
Team							1	0	1			0						
<b>Totals</b>				9-15	1-1	5-6	2	4	6	3	6	24	4	2	5	0	1	9

Shooting By Period		
4 <sup>th</sup> FG%	9-15	60.0%
3PT%	1-1	100.0%
FT%	5-6	83.3%
GM FG%	9-15	60.0%
3PT%	1-1	100.0%
FT%	5-6	83.3%

Dead Ball Rebounds: 1, 0

**Technical Fouls::NONE**

	TTU	VU
<b>Biggest lead</b>	0 (1 <sup>st</sup> 10:00)	20 (4 <sup>th</sup> 2:44)
<b>Best Scoring Run</b>	4(4 <sup>th</sup> 1:38)	5(4 <sup>th</sup> 4:18)
<b>Lead Changes</b>	0	
<b>Times Tied</b>	0	
<b>Time with Lead</b>	00:00	09:24

	TTU	VU
<b>Points from</b>		
<b>Turnovers</b>	0	11
<b>Paint</b>	8	14
<b>Second Chance</b>	0	4
<b>Fast Breaks</b>	0	2
<b>Bench</b>	5	11

Period by Period Scoring					
	1st	2nd	3rd	4th	TOT
<b>TTU</b>	9	11	20	15	55
<b>VU</b>	17	17	17	24	75



Officials: Cameron Inouye, Frank Steratore, Kaz Beverley

Tennessee Tech - 35

NO.	Name	Min	FG			Rebounds			Fouls		TP	AS	TO	ST	Blocks		+/-
			M-A	3P	FT	OR	DR	TOT	PF	FD					BS	BA	
33	Mackenzie Coleman	F 08:41	1-3	0-0	0-0	1	2	3	1	0	2	0	2	0	1	1	5
3	Megan Clark	G 12:07	0-1	0-0	1-2	0	1	1	0	1	1	0	0	0	0	0	3
5	Anna Jones	G 17:30	6-6	0-0	5-6	1	3	4	3	3	17	0	3	1	0	0	-1
20	Kesha Brady	G 15:13	0-0	0-0	2-2	0	1	1	2	1	2	1	1	2	0	0	-11
24	Jada Guinn	G 17:38	2-3	0-0	2-2	0	0	0	2	2	6	1	4	1	0	0	-2
4	Anna Walker	04:15	1-2	0-0	0-0	0	0	0	1	0	2	0	0	0	0	0	-12
11	Maaliya Owens	13:57	2-7	1-3	0-1	1	3	4	0	2	5	0	1	0	0	1	-8
13	Ansley Hall	02:22	0-0	0-0	0-0	0	0	0	0	1	0	0	0	0	0	0	-4
22	Peyton Carter	08:17	0-2	0-1	0-0	0	0	0	1	0	0	0	0	0	0	0	0
Team						3	0	3			0		0				
<b>Totals</b>			12-24	1-4	10-13	6	10	16	10	10	35	2	11	4	1	2	-6

Shooting By Period		
3 <sup>rd</sup> FG%	7-14	50.0%
3PT%	0-0	0.0%
FT%	6-9	66.7%
4 <sup>th</sup> FG%	5-10	50.0%
3PT%	1-4	25.0%
FT%	4-4	100%
GM FG%	12-24	50.0%
3PT%	1-4	25.0%
FT%	10-13	76.9%

Dead Ball Rebounds: 2, 0

Technical Fouls::NONE

Vanderbilt - 41

NO.	Name	Min	FG			Rebounds			Fouls		TP	AS	TO	ST	Blocks		+/-
			M-A	3P	FT	OR	DR	TOT	PF	FD					BS	BA	
15	Brinae Alexander	F 17:04	2-7	0-1	0-0	0	0	0	1	0	4	0	2	3	0	0	6
50	Kaylon Smith	F 09:33	2-4	0-0	0-0	0	0	0	0	2	4	0	0	1	0	1	-11
3	Jordyn Cambridge	G 12:01	0-0	0-0	2-2	0	1	1	2	2	2	1	0	0	1	0	5
12	Demi Washington	G 12:00	2-3	0-0	1-2	1	1	2	1	1	5	0	1	1	0	0	-1
22	Brylee Bartram	G 06:39	0-0	0-0	0-0	0	0	0	0	0	0	1	1	0	0	0	-8
5	Yaubryon Chambers	04:16	0-0	0-0	0-0	1	0	1	0	0	0	0	0	0	1	0	7
23	Iyana Moore	12:03	2-6	1-3	2-2	0	1	1	2	1	7	1	0	1	0	0	4
13	De'Mauri Flournoy	12:13	4-5	3-3	0-0	0	1	1	0	1	11	2	0	0	0	0	11
35	Sacha Washington	14:11	3-6	0-0	2-3	2	3	5	4	3	8	2	2	2	0	0	17
Team						2	0	2			0		0				
<b>Totals</b>			15-31	4-7	7-9	6	7	13	10	10	41	7	6	8	2	1	6

Shooting By Period		
3 <sup>rd</sup> FG%	6-16	37.5%
3PT%	3-6	50.0%
FT%	2-3	66.7%
4 <sup>th</sup> FG%	9-15	60.0%
3PT%	1-1	100.0%
FT%	5-6	83.3%
GM FG%	15-31	48.4%
3PT%	4-7	57.1%
FT%	7-9	77.8%

Dead Ball Rebounds: 2, 0

Technical Fouls::NONE

	TTU	VU
Biggest lead	0 (1 <sup>st</sup> 10:00)	20 (4 <sup>th</sup> 2:44)
Best Scoring Run	8(3 <sup>rd</sup> 7:44)	6(3 <sup>rd</sup> 6:06)
Lead Changes	0	
Times Tied	0	
Time with Lead	00:00	19:43

Points from	TTU	VU
Turnovers	3	17
Paint	22	18
Second Chance	4	9
Fast Breaks	2	7
Bench	7	26

Period by Period Scoring					
	1st	2nd	3rd	4th	TOT
TTU	9	11	20	15	55
VU	17	17	17	24	75



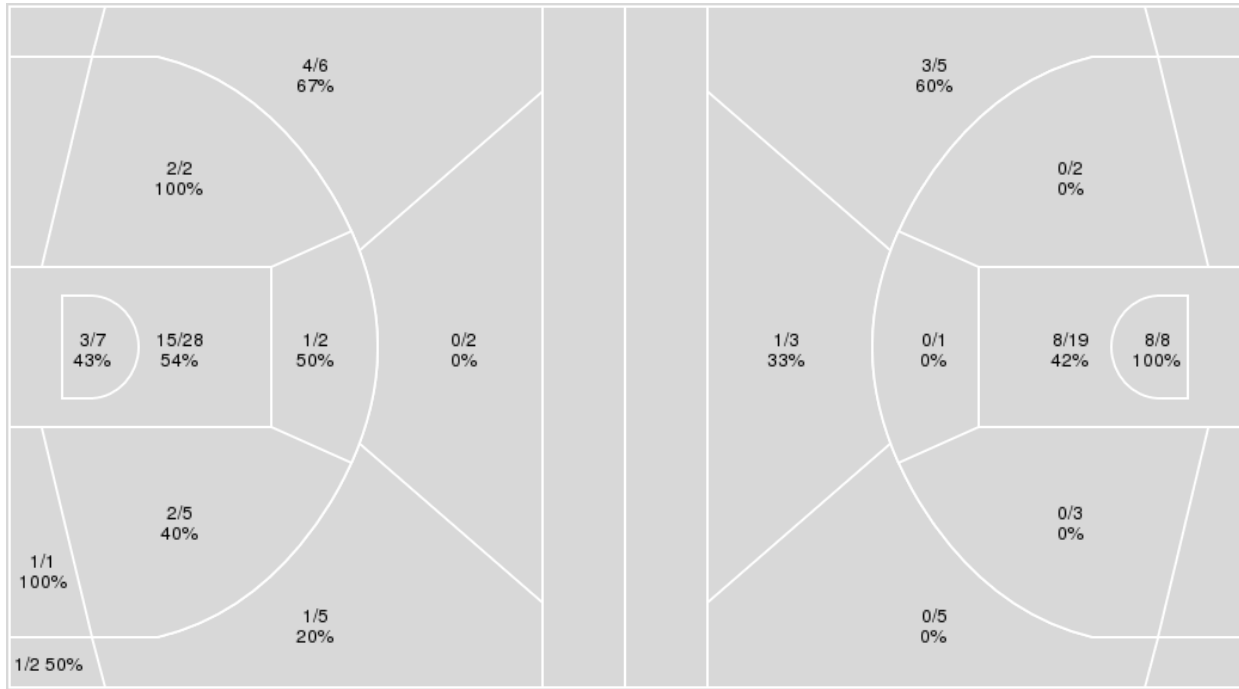
**Officials:** Cameron Inouye, Frank Steratore, Kaz Beverley

{ Players => 3, 5, 11, 12, 13, 14, 15, 21, 22, 23, 25, 33, 35, 50; } FG  
 Types => All; Results => All;

{ Players => 2, 3, 4, 5, 10, 11, 13, 14, 20, 22, 23, 24, 33, 35, 43, 45; }  
 FG Types => All; Results => All;

**Vanderbilt**

**Tennessee Tech**



Vanderbilt	M/A	%
Field Goals	30/60	50
2 Points	24/45	53
3 Points	6/15	40
Free Throws	9/13	69

Tennessee Tech	M/A	%
Field Goals	20/46	43
2 Points	16/33	48
3 Points	4/13	31
Free Throws	11/16	69



**Tennessee Tech at Vanderbilt**

11/18/21 Memorial Gymnasium, Nashville  
2021-22 Women's Basketball

Game Time: 6:00 PM  
Game Duration: 1:52  
Attendance: 1,660

Officials: Cameron Inouye, Frank Steratore, Kaz Beverley

**Tennessee Tech**

No	Name	Mins		Score		Points Diff		Points per Min		Assists		Rebounds		Steals		Turnovers	
		On	Off	On	Off	On	Off	On	Off	On	Off	On	Off	On	Off	On	Off
3	Megan Clark	21:41	18:19	29 - 35	26 - 40	-6	-14	1.34	1.42	3	5	19	11	4	2	12	12
4	Anna Walker	14:06	25:54	19 - 36	36 - 39	-17	-3	1.35	1.39	5	3	8	22	1	5	8	16
5	Anna Jones	33:47	06:13	44 - 61	11 - 14	-17	-3	1.30	1.77	6	2	28	2	5	1	21	3
11	Maaliya Owens	27:04	12:56	34 - 54	21 - 21	-20	0	1.26	1.62	5	3	22	8	2	4	16	8
13	Ansley Hall	02:22	37:38	3 - 7	52 - 68	-4	-16	1.27	1.38	0	8	1	29	0	6	0	24
20	Kesha Brady	32:32	07:28	48 - 66	7 - 9	-18	-2	1.48	0.94	8	0	18	12	6	0	20	4
22	Peyton Carter	08:17	31:43	13 - 13	42 - 62	0	-20	1.57	1.32	0	8	11	19	0	6	5	19
24	Jada Guinn	37:38	02:22	52 - 68	3 - 7	-16	-4	1.38	1.27	8	0	29	1	6	0	24	0
33	Mackenzie Coleman	22:33	17:27	33 - 35	22 - 40	-2	-18	1.46	1.26	5	3	14	16	6	0	14	10

**Vanderbilt**

No	Name	Mins		Score		Points Diff		Points per Min		Assists		Rebounds		Steals		Turnovers	
		On	Off	On	Off	On	Off	On	Off	On	Off	On	Off	On	Off	On	Off
3	Jordyn Cambridge	27:15	12:45	47 - 36	28 - 19	11	9	1.72	2.20	10	6	18	10	10	4	10	4
5	Yaubryon Chambers	09:16	30:44	20 - 11	55 - 44	9	11	2.16	1.79	4	12	8	20	7	7	5	9
11	Kendal Cheesman	01:33	38:27	0 - 2	75 - 53	-2	22	0.00	1.95	0	16	1	27	0	14	2	12
12	Demi Washington	27:00	13:00	53 - 42	22 - 13	11	9	1.96	1.69	12	4	18	10	5	9	8	6
13	De'Mauri Flournoy	18:49	21:11	46 - 29	29 - 26	17	3	2.44	1.37	9	7	11	17	4	10	6	8
15	Brinae Alexander	31:21	08:39	61 - 42	14 - 13	19	1	1.95	1.62	14	2	23	5	12	2	9	5
22	Brylee Bartram	20:43	19:17	29 - 25	46 - 30	4	16	1.40	2.39	7	9	14	14	7	7	8	6
23	Iyana Moore	21:52	18:08	42 - 33	33 - 22	9	11	1.92	1.82	8	8	18	10	9	5	9	5
35	Sacha Washington	15:48	24:12	37 - 23	38 - 32	14	6	2.34	1.57	7	9	12	16	6	8	4	10
50	Kaylon Smith	26:23	13:37	40 - 32	35 - 23	8	12	1.52	2.57	9	7	17	11	10	4	9	5

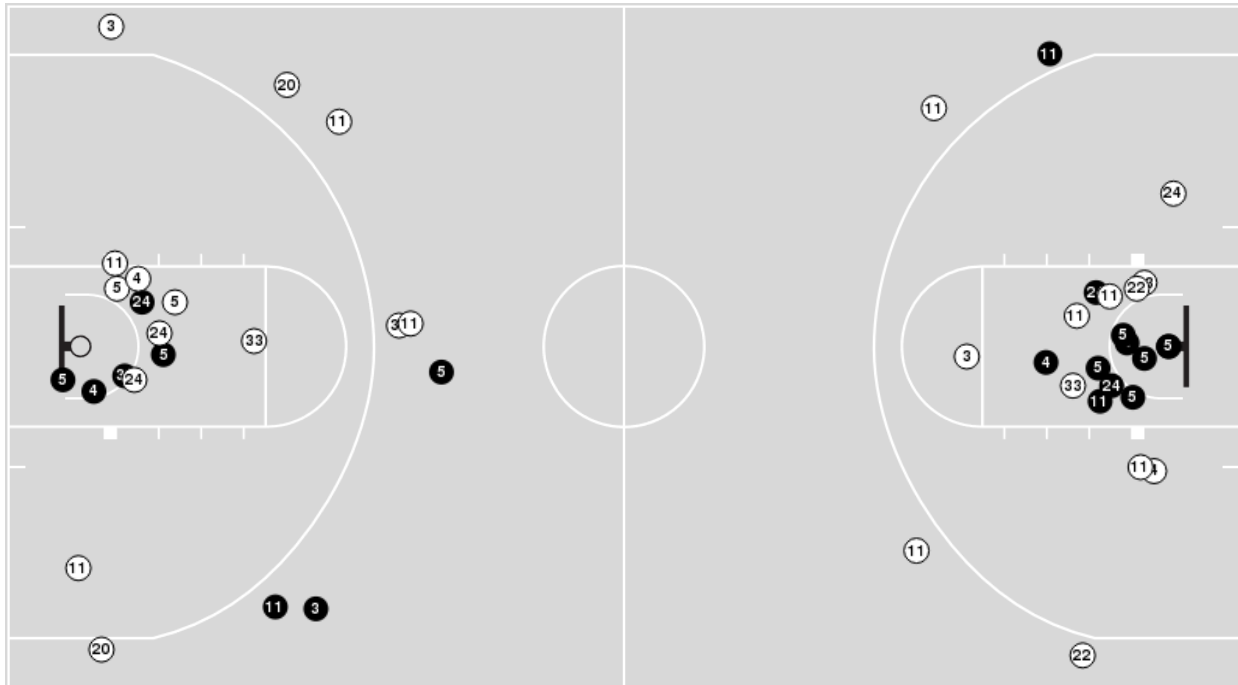


**Officials:** Cameron Inouye, Frank Steratore, Kaz Beverley

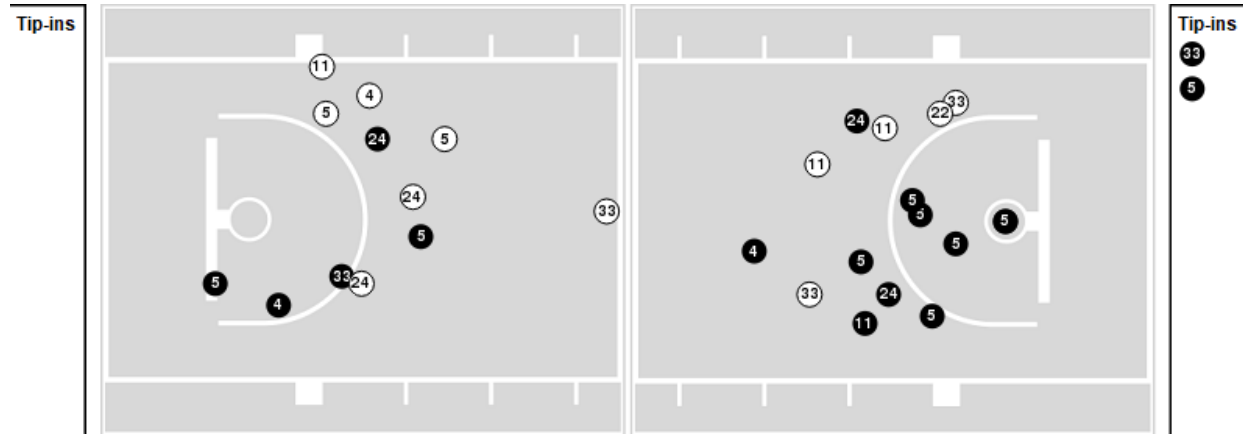
Players => 2, 3, 4, 5, 10, 11, 13, 14, 20, 22, 23, 24, 33, 35, 43, 45FG Types=>AllResults=>All

**Tennessee Tech**

**All Field Goals**



**Blow Up Chart**



● Made ○ Missed N - Player Number

Tennessee Tech	M/A	%
Field Goals	20/46	43
2 Points	16/33	48
3 Points	4/13	31
Free Throws	11/16	69

Tennessee Tech	M/A	%
Points in the Paint	32 (16 / 27)	59
Fast Break Points	2 (2/2)	100
Second Chance Points	4 (2/6)	33
Effective FG%	48	

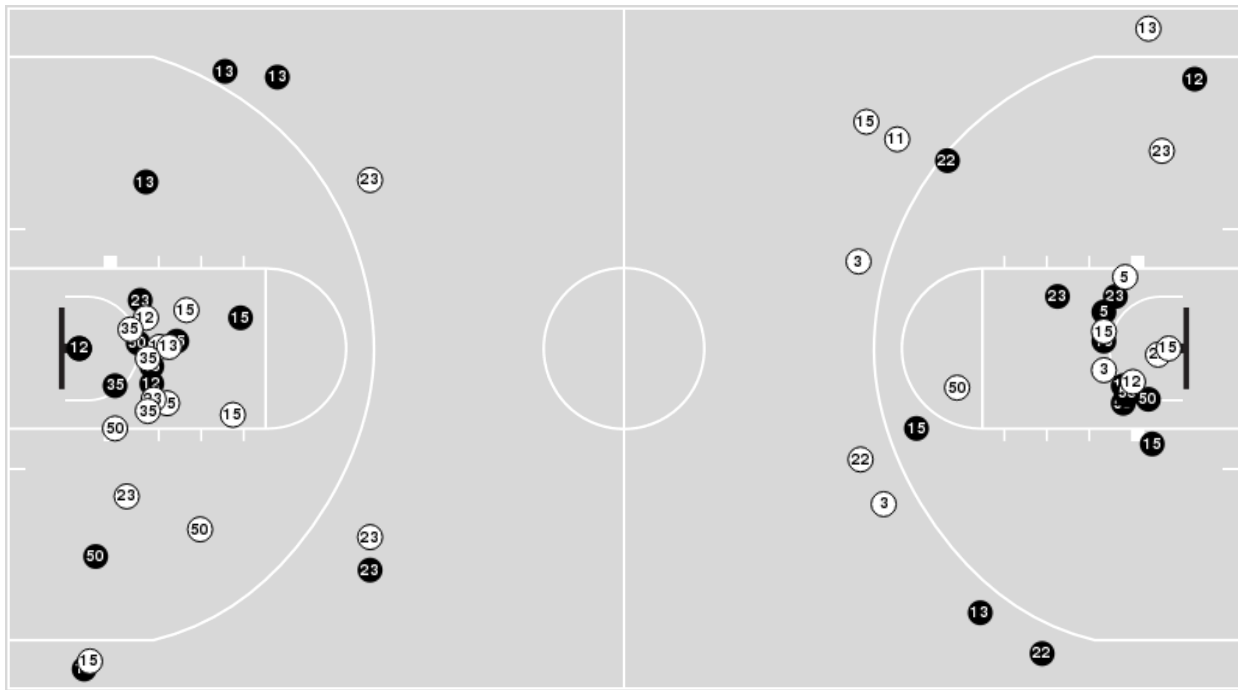


**Officials:** Cameron Inouye, Frank Steratore, Kaz Beverley

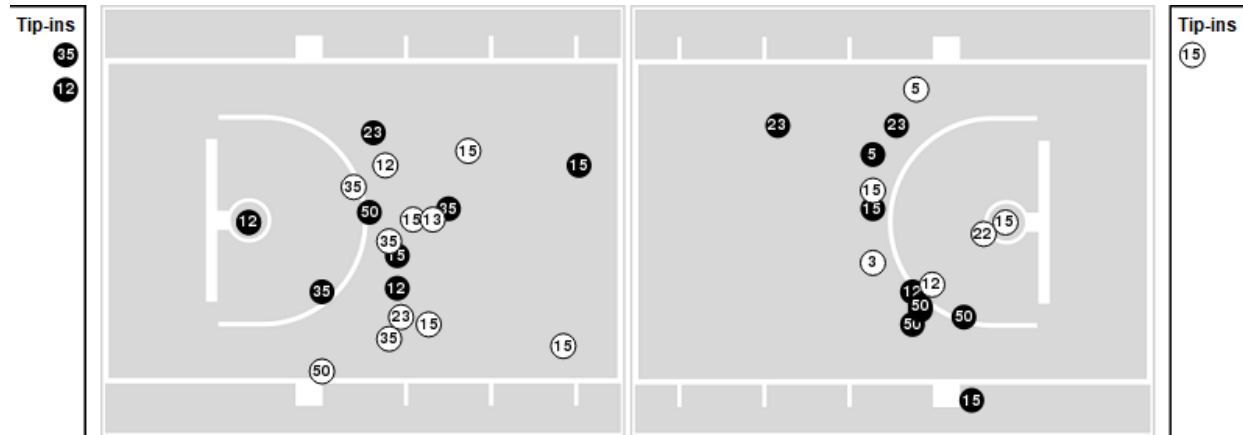
Players => 3, 5, 11, 12, 13, 14, 15, 21, 22, 23, 25, 33, 35, 50 FG Types=>All Results=>All

**Vanderbilt**

**All Field Goals**



**Blow Up Chart**



● Made ○ Missed N - Player Number

Vanderbilt	M/A	%
Field Goals	30/60	50
2 Points	24/45	53
3 Points	6/15	40
Free Throws	9/13	69

Vanderbilt	M/A	%
Points in the Paint	36 (18 / 35)	51
Fast Break Points	14 (8/8)	100
Second Chance Points	12 (5/7)	71
Effective FG%	55	



**Tennessee Tech at Vanderbilt**

11/18/21 Memorial Gymnasium, Nashville  
2021-22 Women's Basketball

**Game Time:** 6:00 PM  
**Game Duration:** 1:52  
**Attendance:** 1,660

**Officials:** Cameron Inouye, Frank Steratore, Kaz Beverley

**Tennessee Tech**

Lineup	Quarter On	Time On	Quarter Off	Time Off	Time on Court	Score	Score Diff	Reb	Stl	Tov	Ass	PPP
3- Clark M/ 5- Jones A/ 20- Brady K/ 24- Guinn J/ 33- Coleman M/	1	10:00	1	05:41	04:19	7-5	2	3	1	2	2	0.8883
4- Walker A/ 11- Owens M/ 20- Brady K/ 24- Guinn J/ 33- Coleman M/	1	05:41	1	02:41	03:00	2-5	-3	2	0	1	0	0.4000
3- Clark M/ 4- Walker A/ 5- Jones A/ 11- Owens M/ 24- Guinn J/	1	02:41	1	01:39	01:02	0-2	-2	1	0	0	0	0.0000
3- Clark M/ 5- Jones A/ 11- Owens M/ 24- Guinn J/ 33- Coleman M/	1	01:39	2	10:00	01:39	0-5	-5	1	0	2	0	0.0000
3- Clark M/ 5- Jones A/ 20- Brady K/ 24- Guinn J/ 33- Coleman M/	2	10:00	2	07:26	02:34	0-4	-4	1	0	1	0	0.0000
5- Jones A/ 11- Owens M/ 20- Brady K/ 24- Guinn J/ 33- Coleman M/	2	07:26	2	05:49	01:37	0-2	-2	2	0	3	0	0.0000
4- Walker A/ 11- Owens M/ 20- Brady K/ 24- Guinn J/ 33- Coleman M/	2	05:49	2	05:06	00:43	5-0	5	0	1	0	2	2.5000
4- Walker A/ 5- Jones A/ 11- Owens M/ 20- Brady K/ 24- Guinn J/	2	05:06	3	10:00	05:06	6-11	-5	4	0	4	2	0.7109
3- Clark M/ 5- Jones A/ 20- Brady K/ 24- Guinn J/ 33- Coleman M/	3	10:00	3	06:47	03:13	8-2	6	3	3	2	0	1.3605
3- Clark M/ 4- Walker A/ 5- Jones A/ 20- Brady K/ 24- Guinn J/	3	06:47	3	05:35	01:12	2-6	-4	0	0	1	1	1.0000
4- Walker A/ 5- Jones A/ 11- Owens M/ 13- Hall A/ 20- Brady K/	3	05:35	3	04:28	01:07	0-5	-5	1	0	0	0	0.0000
3- Clark M/ 5- Jones A/ 11- Owens M/ 13- Hall A/ 20- Brady K/	3	04:28	3	03:13	01:15	3-2	1	0	0	0	0	1.7045
3- Clark M/ 5- Jones A/ 11- Owens M/ 22- Carter P/ 24- Guinn J/	3	03:13	4	08:26	04:47	7-2	5	10	0	2	0	0.8413
3- Clark M/ 5- Jones A/ 20- Brady K/ 22- Carter P/ 24- Guinn J/	4	08:26	4	07:49	00:37	0-2	-2	0	0	1	0	0.0000
5- Jones A/ 20- Brady K/ 22- Carter P/ 24- Guinn J/ 33- Coleman M/	4	07:49	4	06:48	01:01	4-2	2	1	0	1	0	1.3889
5- Jones A/ 11- Owens M/ 20- Brady K/ 24- Guinn J/ 33- Coleman M/	4	06:48	4	05:37	01:11	3-4	-1	0	0	1	1	1.5000
3- Clark M/ 11- Owens M/ 20- Brady K/ 24- Guinn J/ 33- Coleman M/	4	05:37	4	05:03	00:34	0-2	-2	0	0	0	0	0.0000
3- Clark M/ 4- Walker A/ 11- Owens M/ 20- Brady K/ 24- Guinn J/	4	05:03	4	04:34	00:29	2-3	-1	0	0	1	0	1.0638
4- Walker A/ 11- Owens M/ 20- Brady K/ 22- Carter P/ 24- Guinn J/	4	04:34	4	03:07	01:27	2-4	-2	0	0	1	0	1.0000
5- Jones A/ 11- Owens M/ 20- Brady K/ 22- Carter P/ 24- Guinn J/	4	03:07	4	02:42	00:25	0-3	-3	0	0	0	0	0.0000
5- Jones A/ 11- Owens M/ 20- Brady K/ 24- Guinn J/ 33- Coleman M/	4	02:42	4	00:00	02:42	4-4	0	1	1	1	0	0.8000





**Tennessee Tech at Vanderbilt**

11/18/21 Memorial Gymnasium, Nashville  
2021-22 Women's Basketball

**Game Time:** 6:00 PM  
**Game Duration:** 1:52  
**Attendance:** 1,660

**Officials:** Cameron Inouye, Frank Steratore, Kaz Beverley

**Vanderbilt**

Lineup	Quarter On	Time On	Quarter Off	Time Off	Time on Court	Score	Score Diff	Reb	Stl	Tov	Ass	PPP
3- Cambridge J/ 12- Washington D/ 15- Alexander B/ 22- Bartram B/ 50- Smith K/	1	10:00	1	06:49	03:11	2-4	-2	3	0	2	0	0.3333
12- Washington D/ 13- Flournoy D/ 22- Bartram B/ 23- Moore I/ 50- Smith K/	1	06:49	1	06:34	00:15	2-0	2	0	1	0	0	2.0000
5- Chambers Y/ 13- Flournoy D/ 22- Bartram B/ 23- Moore I/ 50- Smith K/	1	06:34	1	05:41	00:53	1-3	-2	0	0	0	0	0.6944
3- Cambridge J/ 5- Chambers Y/ 11- Cheesman K/ 13- Flournoy D/ 23- Moore I/	1	05:41	1	04:08	01:33	0-2	-2	1	0	2	0	0.0000
3- Cambridge J/ 12- Washington D/ 15- Alexander B/ 23- Moore I/ 50- Smith K/	1	04:08	1	01:39	02:29	7-0	7	3	1	0	2	1.5766
3- Cambridge J/ 12- Washington D/ 15- Alexander B/ 22- Bartram B/ 50- Smith K/	1	01:39	1	01:29	00:10	0-0	0	0	0	0	0	0.0000
12- Washington D/ 13- Flournoy D/ 15- Alexander B/ 22- Bartram B/ 50- Smith K/	1	01:29	2	10:00	01:29	5-0	5	1	0	0	2	2.5000
12- Washington D/ 13- Flournoy D/ 22- Bartram B/ 23- Moore I/ 50- Smith K/	2	10:00	2	09:03	00:57	2-0	2	1	0	1	1	1.0000
3- Cambridge J/ 12- Washington D/ 22- Bartram B/ 23- Moore I/ 50- Smith K/	2	09:03	2	07:59	01:04	0-0	0	2	0	1	0	0.0000
3- Cambridge J/ 5- Chambers Y/ 15- Alexander B/ 22- Bartram B/ 50- Smith K/	2	07:59	2	06:43	01:16	2-0	2	0	2	1	1	0.6667
3- Cambridge J/ 5- Chambers Y/ 15- Alexander B/ 23- Moore I/ 35- Washington S/	2	06:43	2	06:14	00:29	0-0	0	1	1	0	0	0.0000
3- Cambridge J/ 12- Washington D/ 15- Alexander B/ 23- Moore I/ 35- Washington S/	2	06:14	2	05:06	01:08	2-5	-3	0	0	1	1	1.0000
3- Cambridge J/ 12- Washington D/ 13- Flournoy D/ 23- Moore I/ 50- Smith K/	2	05:06	2	04:49	00:17	0-0	0	0	0	0	0	0.0000
12- Washington D/ 13- Flournoy D/ 22- Bartram B/ 23- Moore I/ 50- Smith K/	2	04:49	2	04:05	00:44	3-2	1	0	0	0	1	3.0000
12- Washington D/ 13- Flournoy D/ 15- Alexander B/ 22- Bartram B/ 50- Smith K/	2	04:05	2	03:37	00:28	0-0	0	0	0	0	0	0.0000
3- Cambridge J/ 12- Washington D/ 15- Alexander B/ 22- Bartram B/ 50- Smith K/	2	03:37	2	00:49	02:48	4-4	0	2	0	0	0	1.0000
3- Cambridge J/ 5- Chambers Y/ 15- Alexander B/ 22- Bartram B/ 50- Smith K/	2	00:49	3	10:00	00:49	4-0	4	1	1	0	1	2.0000
3- Cambridge J/ 12- Washington D/ 15- Alexander B/ 22- Bartram B/ 50- Smith K/	3	10:00	3	07:44	02:16	2-6	-4	0	0	1	1	0.5000
5- Chambers Y/ 15- Alexander B/ 22- Bartram B/ 23- Moore I/ 50- Smith K/	3	07:44	3	06:47	00:57	0-2	-2	1	2	2	0	0.0000
5- Chambers Y/ 13- Flournoy D/ 15- Alexander B/ 23- Moore I/ 35- Washington S/	3	06:47	3	04:28	02:19	11-2	9	3	1	0	2	2.4775
12- Washington D/ 13- Flournoy D/ 15- Alexander B/ 23- Moore I/ 35- Washington S/	3	04:28	3	03:13	01:15	2-3	-1	1	0	1	0	1.0000
12- Washington D/ 13- Flournoy D/ 15- Alexander B/ 23- Moore I/ 50- Smith K/	3	03:13	3	02:33	00:40	0-3	-3	0	0	0	0	0.0000
5- Chambers Y/ 13- Flournoy D/ 22- Bartram B/ 23- Moore I/ 50- Smith K/	3	02:33	3	01:33	01:00	2-2	0	1	0	0	0	1.0638
15- Alexander B/ 22- Bartram B/ 23- Moore I/ 35- Washington S/ 50- Smith K/	3	01:33	4	10:00	01:33	0-2	-2	1	0	0	0	0.0000
3- Cambridge J/ 15- Alexander B/ 22- Bartram B/ 35- Washington S/ 50- Smith K/	4	10:00	4	09:07	00:53	0-0	0	1	1	0	0	0.0000
3- Cambridge J/ 13- Flournoy D/ 23- Moore I/ 35- Washington S/ 50- Smith K/	4	09:07	4	07:49	01:18	2-0	2	0	1	1	0	0.6667
3- Cambridge J/ 12- Washington D/ 13- Flournoy D/ 23- Moore I/ 50- Smith K/	4	07:49	4	07:11	00:38	2-4	-2	0	0	0	0	2.0000
3- Cambridge J/ 12- Washington D/ 15- Alexander B/ 23- Moore I/ 50- Smith K/	4	07:11	4	06:53	00:18	0-0	0	0	1	0	0	0.0000
3- Cambridge J/ 12- Washington D/ 15- Alexander B/ 23- Moore I/ 35- Washington S/	4	06:53	4	05:03	01:50	6-3	3	2	1	0	1	2.0000
3- Cambridge J/ 12- Washington D/ 13- Flournoy D/ 15- Alexander B/ 35- Washington S/	4	05:03	4	00:14	04:48	14-8	6	2	1	1	3	1.6204
12- Washington D/ 13- Flournoy D/ 15- Alexander B/ 23- Moore I/ 35- Washington S/	4	00:14	4	00:00	00:15	0-0	0	1	0	0	0	0.0000



Official Basketball Line Up Analysis - Final  
**Tennessee Tech at Vanderbilt**  
 11/18/21 Memorial Gymnasium, Nashville  
 2021-22 Women's Basketball

**Game Time:** 6:00 PM  
**Game Duration:** 1:52  
**Attendance:** 1,660

**Officials:** Cameron Inouye, Frank Steratore, Kaz Beverley

**Tennessee Tech**

Lineup	Time	Score	Score Diff	Pts/Min	Reb	Stl	Tov	Ass	PPP
3- Clark M/ 5- Jones A/ 20- Brady K/ 24- Guinn J/ 33- Coleman M/	10:06	15-11	4	1.4851	7	4	5	2	0.8446
5- Jones A/ 11- Owens M/ 20- Brady K/ 24- Guinn J/ 33- Coleman M/	05:30	7-10	-3	1.2727	3	1	5	1	0.6364
4- Walker A/ 5- Jones A/ 11- Owens M/ 20- Brady K/ 24- Guinn J/	05:06	6-11	-5	1.1765	4	0	4	2	0.7109
3- Clark M/ 5- Jones A/ 11- Owens M/ 22- Carter P/ 24- Guinn J/	04:47	7-2	5	1.4634	10	0	2	0	0.8413
4- Walker A/ 11- Owens M/ 20- Brady K/ 24- Guinn J/ 33- Coleman M/	03:43	7-5	2	1.8834	2	1	1	2	1.0000
3- Clark M/ 5- Jones A/ 11- Owens M/ 24- Guinn J/ 33- Coleman M/	01:39	0-5	-5	0.0000	1	0	2	0	0.0000
4- Walker A/ 11- Owens M/ 20- Brady K/ 22- Carter P/ 24- Guinn J/	01:27	2-4	-2	1.3793	0	0	1	0	1.0000
3- Clark M/ 5- Jones A/ 11- Owens M/ 13- Hall A/ 20- Brady K/	01:15	3-2	1	2.4000	0	0	0	0	1.7045
3- Clark M/ 4- Walker A/ 5- Jones A/ 20- Brady K/ 24- Guinn J/	01:12	2-6	-4	1.6667	0	0	1	1	1.0000
4- Walker A/ 5- Jones A/ 11- Owens M/ 13- Hall A/ 20- Brady K/	01:07	0-5	-5	0.0000	1	0	0	0	0.0000
3- Clark M/ 4- Walker A/ 5- Jones A/ 11- Owens M/ 24- Guinn J/	01:02	0-2	-2	0.0000	1	0	0	0	0.0000
5- Jones A/ 20- Brady K/ 22- Carter P/ 24- Guinn J/ 33- Coleman M/	01:01	4-2	2	3.9344	1	0	1	0	1.3889
3- Clark M/ 5- Jones A/ 20- Brady K/ 22- Carter P/ 24- Guinn J/	00:37	0-2	-2	0.0000	0	0	1	0	0.0000
3- Clark M/ 11- Owens M/ 20- Brady K/ 24- Guinn J/ 33- Coleman M/	00:34	0-2	-2	0.0000	0	0	0	0	0.0000
3- Clark M/ 4- Walker A/ 11- Owens M/ 20- Brady K/ 24- Guinn J/	00:29	2-3	-1	4.1379	0	0	1	0	1.0638
5- Jones A/ 11- Owens M/ 20- Brady K/ 22- Carter P/ 24- Guinn J/	00:25	0-3	-3	0.0000	0	0	0	0	0.0000



Official Basketball Line Up Analysis - Final  
**Tennessee Tech at Vanderbilt**  
 11/18/21 Memorial Gymnasium, Nashville  
 2021-22 Women's Basketball

**Game Time:** 6:00 PM  
**Game Duration:** 1:52  
**Attendance:** 1,660

**Officials:** Cameron Inouye, Frank Steratore, Kaz Beverley

**Vanderbilt**

Lineup	Time	Score	Score Diff	Pts/Min	Reb	Stl	Tov	Ass	PPP
3- Cambridge J/ 12- Washington D/ 15- Alexander B/ 22- Bartram B/ 50- Smith K/	08:25	8-14	-6	0.9505	5	0	3	1	0.5714
3- Cambridge J/ 12- Washington D/ 13- Flournoy D/ 15- Alexander B/ 35- Washington S/	04:48	14-8	6	2.9167	2	1	1	3	1.6204
3- Cambridge J/ 12- Washington D/ 15- Alexander B/ 23- Moore I/ 35- Washington S/	02:58	8-8	0	2.6966	2	1	1	2	1.6000
3- Cambridge J/ 12- Washington D/ 15- Alexander B/ 23- Moore I/ 50- Smith K/	02:47	7-0	7	2.5150	3	2	0	2	1.2868
5- Chambers Y/ 13- Flournoy D/ 15- Alexander B/ 23- Moore I/ 35- Washington S/	02:19	11-2	9	4.7482	3	1	0	2	2.4775
3- Cambridge J/ 5- Chambers Y/ 15- Alexander B/ 22- Bartram B/ 50- Smith K/	02:05	6-0	6	2.8800	1	3	1	2	1.2000
12- Washington D/ 13- Flournoy D/ 15- Alexander B/ 22- Bartram B/ 50- Smith K/	01:57	5-0	5	2.5641	1	0	0	2	1.6667
12- Washington D/ 13- Flournoy D/ 22- Bartram B/ 23- Moore I/ 50- Smith K/	01:56	7-2	5	3.6207	1	1	1	2	1.7500
5- Chambers Y/ 13- Flournoy D/ 22- Bartram B/ 23- Moore I/ 50- Smith K/	01:53	3-5	-2	1.5929	1	0	0	0	0.9036
3- Cambridge J/ 5- Chambers Y/ 11- Cheesman K/ 13- Flournoy D/ 23- Moore I/	01:33	0-2	-2	0.0000	1	0	2	0	0.0000
15- Alexander B/ 22- Bartram B/ 23- Moore I/ 35- Washington S/ 50- Smith K/	01:33	0-2	-2	0.0000	1	0	0	0	0.0000
12- Washington D/ 13- Flournoy D/ 15- Alexander B/ 23- Moore I/ 35- Washington S/	01:30	2-3	-1	1.3333	2	0	1	0	1.0000
3- Cambridge J/ 13- Flournoy D/ 23- Moore I/ 35- Washington S/ 50- Smith K/	01:18	2-0	2	1.5385	0	1	1	0	0.6667
3- Cambridge J/ 12- Washington D/ 22- Bartram B/ 23- Moore I/ 50- Smith K/	01:04	0-0	0	0.0000	2	0	1	0	0.0000
5- Chambers Y/ 15- Alexander B/ 22- Bartram B/ 23- Moore I/ 50- Smith K/	00:57	0-2	-2	0.0000	1	2	2	0	0.0000
3- Cambridge J/ 12- Washington D/ 13- Flournoy D/ 23- Moore I/ 50- Smith K/	00:55	2-4	-2	2.1818	0	0	0	0	1.0638
3- Cambridge J/ 15- Alexander B/ 22- Bartram B/ 35- Washington S/ 50- Smith K/	00:53	0-0	0	0.0000	1	1	0	0	0.0000
12- Washington D/ 13- Flournoy D/ 15- Alexander B/ 23- Moore I/ 50- Smith K/	00:40	0-3	-3	0.0000	0	0	0	0	0.0000
3- Cambridge J/ 5- Chambers Y/ 15- Alexander B/ 23- Moore I/ 35- Washington S/	00:29	0-0	0	0.0000	1	1	0	0	0.0000