

VANDERBILT

FOOTBALL

2021 Schedule 2-6 overall • 0-4 SEC

Date	Opponent	Time • Result
9.4	East Tennessee State (SEC Network+)	L, 3-23
9.11	at Colorado State (CBS Sports Network)	W, 24-21
9.18	Stanford (ESPN)	L, 23-41
9.25	#2/2 Georgia* (SEC Network)	L, 0-62
10.2	UConn (ESPN)	W, 30-28
10.9	at #20/18 Florida* (SEC Network)	L, 0-42
10.16	at South Carolina* (SEC Network)	L, 20-21
10.23	Mississippi State* (SEC Network)	L, 6-45
10.30	Missouri* (SEC Network)	2 p.m.
11.13	Kentucky*	TBA
11.20	at Ole Miss*	TBA
11.27	at Tennessee*	TBA

* SEC contest • All times CT

Vanderbilt Commodores (2-6, 0-4) vs. Missouri Tigers (3-4, 0-3)

VUCommodores.com
Twitter • @VandyFootball
Instagram • @VandyFootball
Facebook • VanderbiltFootball
In-Game Notes • @VandyNotes

Oct. 30, 2021 • 2 p.m. CT
Vanderbilt Stadium • Nashville, Tenn.

SEC Network

Dave Neal (play-by-play), Deuce McAllister (analyst),
Andraya Carter (sideline)

WQZQ 830 AM • 93.3 FM • 101.9 FM

Andrew Allegretta (play-by-play), Norman Jordan (analyst),
Kevin Ingram (sideline)

Primary Football Contact • Michael Scholl

mike.scholl@vanderbilt.edu • 574.876.6248

Secondary Football Contact • Josh Foster

joshua.foster@vanderbilt.edu • 205.213.5091

• Vanderbilt hosts the middle of three straight home games on Saturday when Missouri travels to Nashville. Kickoff at Vanderbilt Stadium is set for 2 p.m. CT with the game airing on SEC Network.

• The Commodores have recorded two interceptions in their last four contests. Against Mississippi State, Dashaun Jerkins and Jaylen Mahoney each recorded picks. Ethan Barr and Jerkins had picks at South Carolina, giving Jerkins three straight games with an interception. He and Elijah McAllister had picks against No. 18 Florida. Maxwell Worship and Gabe Jeudy-Lally had interceptions in the victory over UConn.

• It marks the first time since 2011 Vanderbilt has recorded multiple interceptions in four straight games. That season, the Commodores recorded 14 interceptions over the first four games of the year against Elon, UConn, Ole Miss and South Carolina.

• As a team, Vanderbilt has recorded 10 interceptions this season. That mark is tied for ninth in FBS and third in the SEC. The 10 picks are more than the last two seasons combined for Vanderbilt (two in 2020 and six in 2019).

• With three interceptions on the season, Dashaun Jerkins is tied for second in the SEC in the category and he is one of just six players in the conference with three or more interceptions this season. With two interceptions each on the year, Ethan Barr and Jaylen Mahoney join Jerkins in a group of 19 players in the league with multiple interceptions this year.

• Vanderbilt and Alabama are the only SEC teams with three players who have recorded multiple interceptions this season.

• Sophomore QB Mike Wright made his first career start in a heartbreaking road loss to South Carolina on Sept. 16. Wright rallied the Commodores from a 14-3 deficit to a 20-14 lead before the Gamecocks scored with 37 seconds left to win the game, 21-20. Wright was 11-for-21 for 206 yards and a touchdown, while rushing for 41 yards. Wright started in place of an injured Ken Seals, who is week-to-week.

• The Commodore defense helped Vanderbilt rally at South Carolina, keeping the Gamecocks off the board for 10 straight drives during the game. During that stretch, Vandy forced four punts, had two interceptions, recovered two fumbles and turned it over on downs once. The four takeaways were the most in a game for the Vanderbilt defense since Sept. 8, 2018 against Nevada.

• Vanderbilt has been tough against the run the last two weeks, holding South Carolina to 117 yards on 32 carries and Mississippi State to 61 yards on 22 carries. It marks two weeks in a row Vanderbilt has held its opponent to the lowest rushing total of the season, as well as the fewest in an SEC game (at least 15 opponent rushing attempts) since holding Tennessee to 55 yards on 21 attempts in 2017.

• The Vanderbilt offense had its most explosive game thus far at South Carolina. The Dores completed three passes longer than 40 yards in the game. Mike Wright connected with Cam Johnson for 44 yards and Will Sheppard for 50 yards in the opening quarter before hitting Sheppard for a 52-yard touchdown in the third quarter. Those plays constitute the three longest plays of the season for Vanderbilt. The Dores had not had a play from scrimmage longer than 40 yards entering the South Carolina game.

• Freshman running back Patrick Smith set a career-high with 75 rushing yards at Florida. In SEC play, Smith ranks second among the league's freshmen in rushing yards per game (44.0).

• The UConn victory was the first home win for head coach Clark Lea. The Vanderbilt graduate recorded his first career win at Colorado State on September 11.

• In Lea's first six games at Vanderbilt, the Commodores have snapped several inherited streaks. Vandy's win at Colorado State snapped an 11-game losing streak, as well as a 10-game road losing streak and a 13-game losing streak versus FBS foes. The UConn win snapped an eight-game losing streak at Vanderbilt Stadium.

Missouri Series History

- Series: Vanderbilt trails, 4-8-1
- Current series streak: Missouri, W1
- In Nashville: Series tied, 2-2-1
- On the road: Vanderbilt trails, 2-6
- First meeting: 1895 • Columbia, Mo. • Vanderbilt 0, Missouri 14
- Last meeting: 2020 • Columbia, Mo. • Vanderbilt 0, Missouri 41
- Last Vanderbilt win: 2019 • Nashville, Tenn. • Vanderbilt 21, Missouri 14
- This marks the 14th meeting between Vanderbilt and Missouri.
- The Commodores and Tigers have met annually since 2012, when Missouri joined the SEC.

1957 • The Vanderbilt defense held Missouri's offense without a touchdown, but the game ended in a 7-7 tie when the Tigers returned an interception for a score in Nashville. The game was Frank Broyles' first on the Missouri sideline. Broyles quickly moved on to Arkansas, where he became a College Football Hall of Fame coach.

1958 • The Commodores and Tigers faced off in a season opener for the second straight year, with Vanderbilt claiming a 12-8 victory in Columbia. The Commodores, under Art Guepe, went on to finish 5-2-3, with victories over Georgia, Virginia, Miami (Fla.) and Tulane, and ties on the road to Alabama, No. 18 Florida and Kentucky. Vanderbilt's two losses that season came by nine points to No. 8 Clemson (12-7) and Tennessee (10-6).

2012 • The Commodores claimed their first SEC road win in nearly two years with a 19-15 win over Missouri in Columbia. Running back Zac Stacy rushed for two touchdowns, including a game-winning, 14-yarder in the fourth quarter.

2015 • The Vanderbilt defense limited Missouri to 188 total yards in a 10-3 victory. It marked coach Derek Mason's first victory in conference play. While the Commodore defense held the Tigers to zero third-down conversions, Vanderbilt running back Ralph Webb rushed for 99 yards and the winning touchdown.

2018 • The Commodores totaled 465 total yards, including 182 rushing yards by Ke'Shawn Vaughn and 249 passing yards by Kyle Shurmur, but could not hold off a late Tiger rally in a 33-28 decision in Columbia. Vaughn rushed for two touchdowns, including a 65-yarder.

2019 • Vanderbilt snapped a three-game losing streak to the Tigers with a ranked win, downing No. 22 Missouri. Riley Neal came off the bench and threw a 21-yard game-winning touchdown to Cam Johnson with 8:57 left. Ke'Shawn Vaughn ran for a touchdown and also took a screen 61 yards for another score.

1895	L	0-14	Columbia, Mo.
1896	L	6-26	St. Louis, Mo.
1957	T	7-7	Nashville, Tenn.
1958	W	12-8	Columbia, Mo.
2012	W	19-15	Columbia, Mo.
2013	L	28-51	Nashville, Tenn.
2014	L	14-24	Columbia, Mo.
2015	W	10-3	Nashville, Tenn.
2016	L	17-26	Columbia, Mo.
2017	L	17-45	Nashville, Tenn.
2018	L	28-33	Columbia, Mo.
2019	W	21-14	Nashville, Tenn.
2020	L	0-41	Columbia, Mo.

LEA ERA BEGINS

- Vanderbilt alum **Clark Lea**, who graduated from the school in 2004 with a bachelor's in political science, and again in 2007 with a master's in political science, is in his first year as head coach of the Commodores.
- Lea has coached in 10 bowl games, including two College Football Playoff appearances since 2018.

HEAD COACHES AT THEIR ALMA MATERS

- **Lea** is one of 10 Power 5 head coaches who are leading their alma maters.

Head Coach	Alma Mater
Tom Allen	Indiana
Paul Chryst	Wisconsin
Pat Fitzgerald	Northwestern
Scott Frost	Nebraska
Mike Gundy	Oklahoma State
Jim Harbaugh	Michigan
Clark Lea	Vanderbilt
Kirby Smart	Georgia
David Shaw	Stanford
Jonathan Smith	Oregon State

FIRST AND FOREMOST

- Several Commodores have recorded career firsts this season.
- Left guard **Delfin Xavier Castillo** made his first career start against Mississippi State.
- The Florida game saw both **Elijah McAllister** and **Dashaun Jerkins** record their first career interceptions.
- The UConn victory saw **Will Sheppard** make his first career touchdown grab, while **Rocko Griffin** posted his first career rushing touchdown and **Maxwell Worship** made his first career interception.
- Linebacker **De'Rickey Wright** and wide receiver **Devin Boddie Jr.** made their first collegiate starts against Stanford. Vanderbilt has had seven players make the first career start this season.
- Running back **Re'Mahn Davis** recorded his first touchdown with one-yard burst against the Cardinal.
- Boddie had the first touchdown reception of his career, securing a three-yard pass from Ken Seals against Stanford.
- Tight end **Gavin Shoenwald** had his first collegiate reception against the Cardinal, a 19-yard grab.

COMMODORE COMEBACK

- After falling behind to an early 14-0 deficit, Vanderbilt scored 21 unanswered points en route to claiming a 24-21 win at Colorado State on Sept. 11.
- Before the win over the Rams, Vanderbilt's last time overcoming a 14-point deficit in a win was Nov. 26, 2016, against Tennessee. The Commodores battled back from a 21-7 deficit to claim a 45-34 victory over the Volunteers.

STREAK BREAKERS

- The Commodores snapped an 11-game losing streak with a 24-21 win over Colorado State. Before the win over the Rams, Vandy's last win came against East Tennessee State on Nov. 23, 2019, marking a span of 659 days between victories.
- Versus Missouri, Vanderbilt will attempt to snap a 17-game SEC losing streak. Vandy's last SEC win came against Mizzou, 21-14, on Oct. 19, 2019 at Vanderbilt Stadium.
- Vanderbilt also snapped a 10-game road losing streak with the win against Colorado State, as Vandy's last win on the road came at Arkansas on Oct. 27, 2018, a span of 1,051 days.
- The victory marked the first career win for first-year head coach **Clark Lea**.
- Vandy then broke an eight-game home losing streak with its win over UConn.

Streak	# of Games	# of Days	Game
Last win	11 games	659	Nov. 23, 2019 vs. East Tennessee State
Last road win	10 games	1,051	Oct. 27, 2018 at Arkansas
Last nonconference road win	2 games	1,471	Sept. 2, 2017 at Middle Tennessee
Last home win	8 games	679	Nov. 23, 2019 vs. East Tennessee State
Last FBS home win	9 games	714	Oct. 19, 2019 vs. Missouri

INTERESTING NONCONFERENCE FOES

- Vanderbilt's 2021 nonconference opponents include East Tennessee State, which did not play a fall 2020 schedule, but played eight games in the spring of 2021.
- In October, the Commodores host UConn, which also did not play in the fall of 2020.
- Vandy's other two non-league opponents combined to play just 10 games in 2020 with Colorado State going 1-3 and Stanford 4-2.

LEA ONE OF VANDY'S THREE ALUMS COACHING

- **Lea** joins **Jovan Haye** and **Norval McKenzie** as Vanderbilt alums on the coaching staff.

Coach	Seasons • Position
Clark Lea	2002-04 • Fullback
Jovan Haye	2002-04 • Defensive Line
Norval McKenzie	2001-04 • Running Back

- In addition to the trio, **Earl Bennett** serves as Vanderbilt's director of player development and was a three-year letter winner as a wide receiver for the Commodores (2005-07) before going on to a six-year NFL career with the Chicago Bears.

TWO LEADING AT THEIR ALMA MATERS

- With **Lea** and director of athletics **Candice Lee**, Vanderbilt joins Michigan (Warde Manuel, Jim Harbaugh) and Oklahoma State (Mike Holder, Mike Gundy) as the only Power 5 programs to have both their head football coach and athletic director as alumni of the school.

THE NUMBERS GAME

- When **Lea** arrived in January, one of his team building activities was removing each individual's jersey number.
- The program went through spring practice, and the spring game, without jersey numbers.
- Throughout the summer, Commodores made progress to earning their jersey numbers with each member of the team having his by the start of fall camp.

DORES IN THE NFL

- A number of former Commodores are active within the National Football League on active rosters or practice squads.

Player	Organization
Khari Blasingame (2015-18)	Tennessee Titans
Oren Burks (2014-17)	Green Bay Packers
Adam Butler (2013-16)	Miami Dolphins
Zach Cunningham (2013-16)	Houston Texans
Casey Heyward (2008-11)	Las Vegas Raiders
Tre Herndon (2014-17)	Jacksonville Jaguars
Jordan Matthews (2010-13)	San Francisco 49ers
Andre Mintze (2016-20)	Denver Broncos
Dayo Odeyingbo (2017-20)	Indianapolis Colts
Jared Pinkney (2015-19)	Detroit Lions
Trent Sherfield (2014-17)	San Francisco 49ers
Kyle Shurmur (2015-18)	Washington Football Team
Justin Skule (2015-18)	San Francisco 49ers
Ke'Shawn Vaughn (2017-19)	Tampa Bay Buccaneers
Stephen Weatherly (2012-15)	Minnesota Vikings
Joejuan Williams (2016-18)	New England Patriots

YOUTHFUL ASSISTANTS

- Vanderbilt's average assistant coach age is 38.6 with six assistants in their 30s. It is the second-youngest assistant coach age among Power 5 programs.

Power 5 School	Average Assistant Age
Michigan	36.1
Vanderbilt	38.6
Minnesota	40.6

- Among all FBS schools, Old Dominion has the youngest assistant coaching staff with an average age of 32.2.

FINDING BIG PLAYS

- Vanderbilt has started to find big offensive plays in recent weeks, with the four longest pass plays of the season coming in the last two games.
- After not completing a pass longer than 40 yards during the first six games of the season, **Mike Wright** connected with **Cam Johnson** for a 44-yard gain in the first quarter.
- Less than five minutes later, Wright hit **Will Sheppard** for a 50-yard gain.
- Wright again found Sheppard for 52-yards and a touchdown in the third quarter.
- Vanderbilt also had four runs of over 10 yards, with Wright's third-quarter run of 15 yards marking the longest rush of the day.
- Wright then found **Devin Boddie Jr.** for a 61-yard completion against Mississippi State.

WRIGHT TAKES FLIGHT

- Sophomore quarterback Mike Wright made his first career start at South Carolina in place of injured QB Ken Seals.
- Wright was 11-for-21 for 206 yards and a touchdown passing, while adding 41 rushing yards.
- He completed Vanderbilt's three longest pass plays of the summer and rallied the Commodores from a 14-3 deficit to take a 20-14 lead before the Gamecocks scored with 37 seconds left to secure the victory.

GETTING GOING ON THE GROUND

- Vanderbilt put together its best rushing performance of the season against Stanford, posting its first 100-yard rusher of the season and running for nearly 250 yards as a team.
- **Rocko Griffin Jr.** ran for 104 yards against the Cardinal, becoming the first Vandy rusher to eclipse 100 yards since **Keyon Henry-Brooks** against Kentucky in 2020.
- Griffin paced the Commodores who ran for 247 yards in the game. It was the highest rushing total in a game for Vandy since the Texas Bowl at the conclusion of the 2018 season (287 rushing yards).
- In paving the way for that performance, Vanderbilt's offensive line earned a 79.8 run-block rating from Pro Football Focus. It marks the second-best run-block rating for the Commodores since the start of the 2019 campaign (24 games).

PASSING PAST THE HUSKIES

- The 333 passing yards by **Ken Seals** helped Vandy top UConn, 30-28. Seals was 27-for-40 passing with two touchdowns.
- It was just three yards shy of a career-best for Seals, who threw for 336 yards against Mississippi State in 2020.
- Seals is now one of seven Vanderbilt signal callers to have multiple games of at least 330 passing yards since 1946.

Quarterback	Games of at least 330 passing yards
Kurt Page	4
Kyle Shurmur	4
Whit Taylor	3
Jay Cutler	3
Ken Seals	2
Austyn Carta-Samuels	2
Greg Zolman	2

100x2

- Vanderbilt wide receivers Will Sheppard and Chris Pierce Jr. both eclipsed 100 receiving yards in the victory over UConn. Sheppard made eight catches for 119 yards and two touchdowns. Pierce caught nine paces for 103 yards.
- It marked the first time since Nov. 26, 2016 the Commodores had two 100-plus-yard receivers in the same game. Trent Sherfield (184 yards) and Caleb Scott (117 yards) both reached that mark against Tennessee.

SECOND-YEAR SUCCESS FOR SHEPPARD

- After playing sparingly during his rookie season, sophomore wideout **Will Sheppard** is having an elevated impact for the Vanderbilt offense in his second year.
- Sheppard had a breakout performance in the win over UConn, hauling in eight catches for 119 yards and two touchdowns. Chris Pierce was the last Vandy receiver with multiple touchdown receptions in one game, grabbing a pair against Florida in 2020.
- He then had three catches for a career-high 120 yards and a touchdown at South Carolina.
- On the season, Sheppard leads the team with 35 receptions and 457 receiving yards.

Category	2020	2021
Receptions	2	35
Receiving Yards	30	457
Receiving Yards/Game	3.8	657.1

ROCKO'S MODERN EMERGENCE

- Sophomore running back **Rocko Griffin Jr.** is taking on a bigger role following a season ending injury to **Re'Mahn Davis** against Stanford.
- Griffin ran for 77 yards and his first career touchdown in Vanderbilt's win over UConn. He scored for the second time in three games as part of a 57-yard performance at South Carolina and went for 107 on the ground against Stanford.
- He is the team's leading rusher with 296 yards on 89 carries.

BODDIE PRODUCES IN DEBUT

- Junior wide receiver **Devin Boddie Jr.** made his Vanderbilt debut in the Commodores' season opener with East Tennessee State.
- Boddie was targeted three times, registering catches in all three of his targets, while finishing with 33 receiving yards on the night.
- The junior wideout followed up the season opener with a career-high six-catch performance at Colorado State.
- He had his first career touchdown reception against Stanford, hauling in a three-yard pass from **Ken Seals** to tie the game at 14 in the second quarter.
- On the season, Boddie has tallied 27 catches for 254 yards, with both totals ranking third on the team.

FIRST CAREER STARTS

- Seven Commodores on the offensive side of the ball have made their first career starts across 2021.
- Three Commodores made their first career starts in the season opener, as the duo of sophomore **Will Sheppard** (WR) and senior **Michael Warden** (OL) earned their first-ever starts against East Tennessee State, while transfer **Re'Mahn Davis** earned his first start at Vanderbilt.
- At Colorado State, the tight end duo of senior **Gavin Schoenwald** and junior **Brayden Bapst** made their first career starts.
- Boddie made his first start against Stanford and made a touchdown reception against the Cardinal.
- **Delfin Xavier Castillo** made his starting debut at left guard against Mississippi State.

A RECORD-SETTING ROOKIE

- A year ago **Ken Seals** established the Vanderbilt record for passing yards by a freshman with 1,928 and 300-yard passing games by a freshman with three.
- Seals' four 300-yard passing games are tied for the fifth most in a Commodore career.

Quarterback (Seasons)	300-Yard Passing Games
1. Kurt Page (1983-84)	8
2. Jay Cutler (2003-05)	7
3. Kyle Shurmur (2016-18)	6
3. Greg Zolman (1999-2001)	6
5. Ken Seals (2020-present)	4

AMONG THE TOP FRESHMAN PASSERS

- In addition to his Vanderbilt records, **Seals** ended the 2020 season as one of the leading true freshman passers nationally.

Category	Among True Freshmen (2020)	Among Sophomores (2021)
Passing Yards	2nd	15th
Completions	2nd	10th
Passing Attempts	2nd	4th
Completion Percentage	2nd	25th

A STRONG START

- **Seals** finished 2020 with a 127.6 pass efficiency rating, the highest by a Vanderbilt starting quarterback since **Kyle Shurmur's** 143.9 mark in 2018. Seals' rating was the seventh highest by a Commodore since 1996.

Vanderbilt Quarterback	Season	Pass Efficiency
Kyle Shurmur	2018	143.9
Austyn Carta-Samuels	2013	143.0
Jordan Rogers	2012	139.1
Kyle Shurmur	2017	137.6
Jay Cutler	2004	134.8
Jay Cutler	2003	127.7
Ken Seals	2020	127.6

QUADRUPLE-DOUBLE THE PICKS

- For the first time since 2011, Vanderbilt's defense has produced multiple interceptions in four consecutive games.
- Most recently, Jaylen Mahoney and Dashaun Jerkins each intercepted a pass against Mississippi State.
- Ethan Barr and Jerkins each recorded their second interceptions of the season at South Carolina.
- Jerkins was joined by Elijah McAllister in recording interceptions the week prior versus No. 18 Florida.
- Maxwell Worship and Gabe Jeudy-Lally recorded interceptions in the win over UConn on Oct. 2.
- The last time Vanderbilt recorded multiple interceptions in four straight games was 2011 against Elon, UConn, Ole Miss and South Carolina.
- Vanderbilt has not had four straight games with multiple interceptions since 2011, when the Dores recorded 14 interceptions in the opening four games of the year against Elon, UConn, Ole Miss and South Carolina.
- The Commodores have not had five straight games with at least two interceptions each since at least 1996.
- In that same time period, this is the ninth time Vandy has had an interception in at least five straight games. The Dores had eight straight games with an interception starting with the season finale of the 1997 season against Tennessee, then stretching the first seven games of the 1998 season (Mississippi State, Alabama, Ole Miss, TCU, Western Michigan, Georgia, & South Carolina).

STUFFING THE RUN

- In holding the South Carolina rushing attack to 117 rushing yards on 32 carries, the Vanderbilt defense posted its best run-defense grade of the season per Pro Football Focus (79.3).
- It was the fewest rushing yards Vanderbilt allowed in an SEC game where the opponent attempted at least 15 runs since Nov. 25, 2017, when the Commodores limited Tennessee to 55 rushing yards on 21 attempts.
- It marked the best PFF run defense rating against an FBS opponent for Vandy since recording an 83.0 grade against the Gamecocks in 2018 (37 games).

ORJI LEADING THE WAY AGAIN

- Vanderbilt's leading tackler from 2020 is back in junior linebacker **Anfernee Orji**.
- Orji has led the team in tackles in four games this season, recording 13 at Colorado State, six against Stanford, seven at No. 20 Florida and nine at South Carolina
- The Rockwall, Texas, native is tied for the team with 59 total tackles, a number which is seventh in the SEC.
- After shifting down from safety in 2019, when he had six total tackles, Orji ranked 17th in the SEC in tackles/game with 7.3 in 2020.
- Orji, a communication of science and technology major, booked a career-high 13 tackles in the season finale against Tennessee, marking the most for a Commodore during the season.
- Among underclassmen in the league last fall, Orji stood seventh in tackles/game with 7.3.

RAISING THE BARR

- After ending the 2020 season on a high note, sophomore linebacker **Ethan Barr** has continued his impressive play in 2021.
- The second-year linebacker registered at least five tackles in seven of eight games this season, including a career-best 11 in the first two games of the year.
- The Flower Mound, Texas, native is second on the team with 51 tackles. That mark places him 12th in the SEC.
- He recorded his first career interception against Georgia and his second at South Carolina.
- Barr is tied for the team lead in tackles with 59, placing seventh in the SEC.

LINEBACKERS ANCHORING THE DEFENSE

- The linebacker duo of **Ethan Barr** and **Anfernee Orji** lead the team in total tackles, while both rank among the top 10 players of the SEC in tackles.
- The pair leads the defense in snaps, with Orji having seen the field for 541 snaps while Barr has played 473 following the Florida Game.

Player (School)	Tackles
1. Damone Clark (LSU)	100
2. Bumper Pool (Arkansas)	77
3. Jaylan Foster (South Carolina)	66
4. Hayden Henry (Arkansas)	62
5. Jeremy Banks (Tennessee) & Grant Morgan (Arkansas)	60
7. Ethan Barr (Vanderbilt), Anfernee Orji (Vanderbilt) & Henry To'o'o (Alabama)	58

TALE OF TWO HALVES

- After giving up 14 points to Colorado State in the first half, the Vanderbilt defense settled in to limit the Ram offense the rest of the game.
- The Commodores allowed 245 total yards on Colorado State's first five drives of the game, before holding the Rams to just 75 yards of offense on the next five drives, including two 3-and-outs.
- Vanderbilt held Colorado State to five three-and-outs across its final 10 drives of the game, while the Rams were just 2-of-8 on third downs in the second half.
- The Commodores kept Colorado State off the scoreboard in the third quarter, while holding the Rams to just 44 yards of total offense, including 12 passing yards.

Category	First Five Drives	Last 10 Drives
Yards Allowed	245	169
Three-And-Outs	0	5
Third Down Conversions	2-6	2-9
Points Allowed	14	7

BACKFIELD GATHERING

- Vanderbilt collected 9.0 tackles for loss in its win over UConn, paced by three TFLs from Anfernee Orji.
- It marked the most in a game for Vanderbilt since the Commodores made 12 tackles for loss against East Tennessee State on Nov. 23, 2019.
- The UConn performance marked the most tackles-for-loss against an FBS foe since recording 9.0 against Middle Tennessee State on Sept. 1, 2018.

JARRING THE BALL AWAY

- Senior safety **Dashaun Jerkins** tied for the team lead with two caused fumbles in 2020 and finished tied for fifth in the SEC in forced fumbles/game (0.25).
- This year, Jerkins is tied for fifth on the team with 29 tackles and has added two interceptions, two pass break-ups and assisted sack.

MAHONEY SETTLES INTO STARTING ROLE

- Junior cornerback **Jaylen Mahoney** picked up his second career interception in the win over Colorado State. His interception set up a Vanderbilt scoring drive, as the Commodores marched down the field to even the score at 14.
- Mahoney is tied for fifth on the team in total tackles with 26 this season, including 16 unassisted stops. Last year, the Rock Hill, South Carolina, native finished second on the team in tackles with 57 in 2020, a year after totaling 23 in 12 games as a freshman.

TOP SIX TACKLERS RETURN

- Vanderbilt's top six tacklers from the 2020 season all returned to the mix this season.

Returner	2020 Tackles
1. Anfernee Orji	66
2. Jaylen Mahoney	57
3. Allan George	45
3. Dashaun Jerkins	45
5. Brendon Harris	42
6. Ethan Barr	37

ODEYINGBO TO THE COLTS

- Vanderbilt defensive end **Dayo Odeyingbo** was selected 54th overall by the Indianapolis Colts in the 2021 NFL Draft.
- With that selection, the Commodores have had at least one pick in each of the past six NFL Drafts, one year shy of the program record, set from 1955-61.
- Vandy has also had at least one selection in the third round or higher in each of the last five drafts, the longest stretch in program history.

Season • Player (Pos.)	NFL Team	Round (Pick)
2021 • Dayo Odeyingbo (DL)	Indianapolis	2nd (54th)
2020 • Ke'Shawn Vaughn (RB)	Tampa Bay	3rd (76th)
2019 • Joejuan Williams (DB)	New England	2nd (24th)
2018 • Oren Burks (LB)	Green Bay	3rd (88th)
2017 • Zach Cunningham (LB)	Houston	2nd (57th)

Special Teams • Athletics

Special Teams

GAME WINNERS

- Fifth-year kicker **Joseph Bulovas** earned SEC Co-Special Teams Player of the Week honors for the second time this season after making the game-winning field goal against UConn.
- Bulovas connected from 31 yards out as time expired to secure a 30-28 win over the Huskies. It was Vandy's first walk-off field goal since 1996 against Duke.
- It capped a 3-for-3 field goal performance in the game, making Bulovas the first Commodore kicker with three field goals in a game since 2016. Bulovas was also 3-for-3 in point-after attempts against UConn.

BULOVAS EARNS WEEKLY CONFERENCE HONORS

- Fifth-year kicker **Joseph Bulovas** was named SEC Co-Special Teams Player of the Week on Sept. 13 for his efforts at Colorado State.
- Bulovas converted the game-winning field goal from 38 yards out to help Vanderbilt pick up its first win under Clark Lea.
- The graduate transfer from Alabama connected on a 53-yard field goal in the season opener against East Tennessee State, marking the longest made field goal since Oct. 13, 2018, when **Riley Guay** connected on a 53-yard attempt against Florida.
- Only four field goals of greater length have been made in school history, with the program record of 55 yards.

SMITH CONTINUES TO SHINE

- Senior **Harrison Smith** posted a standout performance at Colorado State, punting nine times for 411 yards.
- Four of Smith's nine punts traveled over 50 yards, while three landed inside Colorado State's 20-yard line.
- The Franklin, Tennessee, native tied his career-long with a punt of 66 yards in the first quarter against the Rams. It remains the longest punt by an SEC punter this season.
- Eleven of Smith's 47 punts this season have landed inside the opponent 20-yard line.
- A fourth team preseason all-SEC selection by Athlon, currently ranks fourth in the conference in punting average with a mark of 43.9 yards per punt.
- Smith has maintained that average while interspersing a rugby-style punt starting with the Georgia game on Sept. 25.

Punter (School)	Yards/Punt
1. Nik Constantinou (Texas A&M)	47.33
2. Oscar Chapman (Auburn)	44.88
3. Kai Kroeger (South Carolina)	44.03
4. Harrison Smith (Vanderbilt)	43.83

ONE OF THE BEST PUNTERS

- **Smith** is also one of Vanderbilt's best punters in school history, entering the year ranked fifth in career punting average.

Punter (Seasons)	Punts-Yards	Punting Average
1. Ricky Anderson (1981-84)	111-5,067	45.6
2. Jim Arnold (1979-82)	277-12,171	43.9
3. Richard Kent (2010-12)	207-8,882	42.9
4. Colby Cooke (2013-15)	81-3,470	42.8
5. Harrison Smith (2018-present)	170-7,624	42.7

Team

UNMATCHED EXPERIENCE

- Fifth-year walk-on tight end **Tommy Smith** is the oldest player in FBS this season.
- Smith began his collegiate career as a walk-on safety at Notre Dame while enrolled in the school's Navy ROTC program.
- The 32-year-old then began his Navy commission as a Explosive Ordnance Disposal Officer.
- Smith is still active in the Navy and currently enrolled in Vanderbilt's Owen Graduate School of Management.
- Smith is only non-specialist in the Power 5 to be older than 28.

Player (School)	Pos.	Age
1. Tommy Smith (Vanderbilt)	TE	32
2. Tom Hutton (Oklahoma State)	P	30
3. Ben Griffiths (Southern Cal)	P	30
4. Luke Larsen (East Carolina)	P	29
5. Corey Dunn (Iowa State)	P	28
6. Kyran Isom-Griffin (Troy)	WR	28

Athletics

VANDY UNITED FUND

- In March, Vanderbilt publicly launched the Vandy United Fund, an ambitious fundraising vehicle that will invest \$300 million in Vanderbilt's student-athletes and athletics programs through major facilities and operational enhancements.
- For Commodore football, the Vandy United Fund will aid in the construction of a football operations center, which will house team-specific needs, such as meeting rooms, offices, training room, expanded locker room and more. The fund will also allow for the construction of an indoor football practice facility, including a full-length practice field, which will be adjacent to outdoor practice fields.
- Construction on the football operations center is expected to begin after the conclusion of the 2021 football season.

Depth Chart (as of Oct. 26)

Offense						Defense								
WR	14	Sheppard, Will	6-3	200	So.	Undeclared	DE	1	McAllister, Elijah	6-6	261	Sr.	Medicine, Health and Society	
	87	Skinner Jr., Quincy	6-1	200	Fr.	Undeclared		-or-	99	Surgers, Lorenza	6-5	265	Sr.	Communication Studies
	89	Kyle, Logan	6-3	209	So.	Undeclared		80	Williams, Alex	6-6	265	Jr.	Sociology	
WR	7	Johnson, Cam	6-0	200	Sr.	Human and Organizational Development	DT	9	Davis, Daevion	6-2	285	Jr.	Medicine, Health and Society	
	82	Boddie Jr., Devin	5-11	180	Jr.	Medicine, Health and Society		35	Langham, Malik	6-5	296	Sr.	Medicine, Health and Society	
	81	Alexander, Tyrell	6-1	195	6th	Learning, Diversity and Urban Studies		55	Lee, Devin	6-3	277	Fr.	Undeclared	
LT	54	Steen, Tyler	6-5	315	Sr.	Human and Organizational Development	DT	94	Wilkins Jr., Raashaan	6-3	310	Sr.	Economics	
	68	Brooks Jr., Jason	6-4	295	So.	Undeclared		97	Sugick, Terion	6-2	305	Fr.	Undeclared	
	76	Stewart, Jonathan	6-7	340	5th	Learning, Diversity and Urban Studies		-or-	91	James, Christian	6-4	275	Jr.	Human and Organizational Development • Economics
LG	74	Clemens, Cole	6-6	335	5th	Human and Organizational Development	DE	90	Clifton, Nate	6-5	280	Jr.	Medicine, Health and Society	
	78	Bailey, Bryce	6-5	304	5th	Finance		91	James, Christian	6-4	275	Jr.	Human and Organizational Development • Economics	
C	62	Hernandez, Julian	6-4	304	Jr.	Human and Organizational Development		31	Spencer, Michael	6-4	260	So.	Engineering	
	65	Warden, Michael	6-2	286	Sr.	Economics • Classical and Mediterranean Studies	LB	0	Orji, Anfernee	6-2	230	Jr.	Communication of Science and Technology	
	52	Wesley, Kevo	6-4	290	So.	Undeclared		12	DeVault-Smith, Brayden	6-3	227	5th	Human Development Studies	
RG	75	Cox, Ben	6-5	310	So.	Undeclared		50	Truesdell, Errington	6-1	224	Fr.	Undeclared	
	-or-	63	Castillo, Delfin Xavier	6-5	330	Fr.	Undeclared	LB	32	Barr, Ethan	6-3	244	So.	Human and Organizational Development
	72	Dawkins, Dan	6-3	304	Sr.	Sociology	17		Afemui, Feleti	6-3	245	5th	Human and Organizational Development	
RT	70	Ashmore, Bradley	6-6	290	So.	Human and Organizational Development • Gender and Sexuality Studies	LB	88	Owusu, Michael	6-5	231	5th	Learning, Diversity and Urban Studies	
	77	Uzebu, Junior	6-6	326	Jr.	Communication Studies		-or-	33	Wright, De'Rickey	6-4	230	So.	Undeclared
TE	86	Bresnahan, Ben	6-4	243	Sr.	Medicine, Health and Society		48	Taylor, CJ	6-1	206	Fr.	Undeclared	
	10	Schoenwald, Gavin	6-4	243	Sr.	Human and Organizational Development	CB	13	Judy-Lally, Gabe	6-1	186	Jr.	Human and Organizational Development	
	96	Bapst, Brayden	6-8	280	Jr.	Human and Organizational Development		11	Harris, Justin	6-1	195	Jr.	Economics	
	-or-	84	Ball, Justin	6-6	245	Jr.		Medicine, Health and Society	-or-	37	Sewell, Marlen	6-1	185	Fr.
WR	19	Pierce Jr., Chris	6-4	235	5th	Sociology	S	21	Worship, Maxwell	6-1	210	Sr.	Human and Organizational Development	
	2	Abdur-Rahman, Amir	6-4	215	Sr.	Medicine, Health and Society		27	Harris, Brendon	6-1	214	Sr.	Medicine, Health and Society	
	83	Carter, Gamarion	6-2	195	Fr.	Undeclared	S	3	Jerkins, Dashaun	6-0	200	Sr.	Medicine, Health and Society	
QB	5	Wright, Mike	6-4	190	So.	Undeclared		4	Lloyd, Chase	6-2	203	So.	Undeclared	
	-or-	8	Seals, Ken	6-3	220	So.	Human and Organizational Development	CB	23	Mahoney, Jaylen	5-11	191	Jr.	Human and Organizational Development
	18	Moussa, Jeremy	6-3	225	Sr.	Medicine, Health and Society	28		George, Allan	6-1	195	5th	Medicine, Health and Society	
RB	24	Griffin Jr., Rocko	5-6	203	So.	Undeclared	41		Russell, Tyson	5-11	180	Fr.	Undeclared	
	42	Smith, Patrick	5-10	185	Fr.	Undeclared	Special Teams							
	43	Ziglor III, James	5-11	190	Fr.	Undeclared								
PK	36	Bulovas, Joseph	6-0	210	5th	Marketing	KO	59	Cooke, Pierson	6-0	209	Sr.	Political Science	
	16	Cardillo, Jack	6-1	181	5th	Marketing		36	Bulovas, Joseph	6-0	210	5th	Marketing	
P	95	Smith, Harrison	5-10	183	Sr.	Biological Sciences • Classical and Mediterranean Studies	LS	47	Schelling, Wesley	6-5	235	So.	Computer Science	
	30	Wheatley, Jared	6-1	205	Jr.	Economics		49	Drevno, Zach	6-0	209	Sr.	Human and Organizational Development	
HLD	95	Smith, Harrison	5-10	183	Sr.	Biological Sciences • Classical and Mediterranean Studies	KOR	43	Ziglor III, James	5-11	190	Fr.	Undeclared	
	8	Seals, Ken	6-3	220	So.	Human and Organizational Development		7	Johnson, Cam	6-0	200	Sr.	Human and Organizational Development	
PR	7	Johnson, Cam	6-0	200	Sr.	Human and Organizational Development	PR	82	Boddie Jr., Devin	5-11	180	Jr.	Medicine, Health and Society	
	82	Boddie Jr., Devin	5-11	180	Jr.	Medicine, Health and Society								

Alphabetical Roster

No.	Name	Pos.	Ht.	Wt.	Yr.	Hometown	High School	No.	Name	Pos.	Ht.	Wt.	Yr.	Hometown	High School
2	Amir Abdur-Rahman	WR	6-4	215	Sr.	Atlanta, Ga.	Mays	19	Chris Pierce Jr.	WR	6-4	235	5th	Smithfield, Va.	Smithfield
17	Feleti Afemui	LB	6-3	245	5th	Kihei, Hawaii	Maui	71	Gage Pitchford	OL	6-6	300	Fr.	Newnan, Ga.	East Coweta
81	Tyrell Alexander	WR	6-1	195	6th	Lancaster, Texas	Lancaster	41	Tyson Russell	DB	5-11	180	Fr.	Plantation, Fla.	St. Thomas Aquinas
26	BJ Anderson	DB	6-1	195	Sr.	Andalusia, Ala.	Andalusia	47	Wesley Schelling	LS	6-5	235	So.	Nashville, Tenn.	Pearl-Cohn
70	Bradley Ashmore	OL	6-6	290	So.	Neptune Beach, Fla.	Fletcher Senior	10	Gavin Schoenwald	TE	6-4	243	Sr.	Brentwood, Tenn.	Brentwood Academy
78	Bryce Bailey	OL	6-5	304	5th	Newburgh, Ind.	Castle	8	Ken Seals	QB	6-3	220	So.	Azle, Texas	Weatherford
84	Justin Ball	TE	6-6	245	Jr.	Glenn Dale, Md.	Gonzaga Prep	37	Marlen Sewell	DB	6-1	185	Fr.	Birmingham, Ala.	Shades Valley
96	Brayden Bapst	TE	6-8	280	Jr.	Washington, D.C.	St. John's College	14	Will Sheppard	WR	6-3	200	So.	Mandeville, La.	Mandeville
32	Ethan Barr	LB	6-3	244	So.	Flower Mound, Texas	Marcus	87	Quincy Skinner Jr.	WR	6-1	200	Fr.	Pompano Beach, Fla.	St. Thomas Aquinas
20	Jack Barton	S/LB	6-1	215	So.	Dallas, Texas	Jesuit	95	Harrison Smith	P	5-10	183	Sr.	Franklin, Tenn.	Brentwood Academy
57	Tyler Bence	DL	6-3	255	Fr.	Huntsville, Ala.	Huntsville	42	Patrick Smith	RB	5-10	185	Fr.	Atlantic City, N.J.	Holy Spirit
45	Dylan Betts-Pauley	RB	5-11	240	Fr.	Hoover, Ala.	Hoover	93	Tommy Smith	TE	6-1	226	5th	South Windsor, Conn.	East Catholic
34	Luke Blanton	FB	6-2	240	Sr.	Dallas, Texas	Highland Park	31	Michael Spencer	LB	6-4	260	So.	Union, Ky.	The Taft School
82	Devin Boddie Jr.	WR	5-11	180	Jr.	Memphis, Tenn.	Whitehaven	54	Tyler Steen	OL	6-5	315	Sr.	Miami, Fla.	St. Thomas Aquinas
92	Marcus Bradley	DL	6-3	275	Fr.	Gaithersburg, Md.	Quince Orchard	76	Jonathan Stewart	OL	6-7	340	5th	Lawrenceville, Ga.	Mountain View
86	Ben Bresnahan	TE	6-4	243	Sr.	Cumming, Ga.	West Forsyth	97	Terion Sugick	DL	6-2	305	Fr.	Landover, Md.	Rock Creek Christian Academy
68	Jason Brooks Jr.	OL	6-4	295	So.	Houston, Texas	Dobie	99	Lorenza Surgers	DL	6-5	265	Sr.	Cary, N.C.	Panther Creek
56	Alex Brown	LB	6-2	242	Sr.	San Antonio, Texas	Claudia Taylor Johnson	48	CJ Taylor	LB	6-1	206	Fr.	McMinnville, Tenn.	Warren County
36	Joseph Bulovas	K	6-0	210	5th	Mandeville, La.	Mandeville	50	Errington Truesdell	DB	6-1	224	Fr.	Duluth, Ga.	Woodward Academy
29	Miles Capers	LB	6-5	230	Fr.	Sumter, S.C.	Sumter	77	Junior Uzebu	OL	6-6	326	Jr.	Atlanta, Ga.	Alpharetta
16	Jack Cardillo	K	6-1	181	5th	Evergreen, Colo.	Evergreen	65	Michael Warden	OL	6-2	286	Sr.	Loveland, Ohio	Summit Country Day
83	Gamarion Carter	WR	6-2	195	Fr.	Toccoa, Ga.	Stephens County	79	Trent Weaver	OL	6-3	299	So.	St. Louis, Mo.	St. Louis University School
66	Charlie Clark	OL	6-7	284	Fr.	Madison, Wis.	Edgewood	52	Kevo Wesley	OL	6-4	290	So.	Chicago, Ill.	Curie
63	Delfin Xavier Castillo	OL	6-5	330	Fr.	Kissimmee, Fla.	Osceola	30	Jared Wheatley	P	6-1	205	Jr.	Indian Trail, N.C.	Porter Ridge
74	Cole Clemens	OL	6-6	335	5th	South Jordan, Utah	Bingham	94	Raashaan Wilkins Jr.	DL	6-3	310	Sr.	Chicago, Ill.	Mt. Carmel
90	Nate Clifton	DL	6-5	280	Jr.	La Vergne, Tenn.	Brentwood Academy	80	Alex Williams	DL	6-6	265	Jr.	Akron, Ohio	Pickerington North
15	Camden Coleman	DB	6-1	215	Sr.	Champaign, Ill.	University Laboratory	21	Maxwell Worship	DB	6-1	210	Sr.	Coral Springs, Fla.	Cardinal Gibbons
59	Pierson Cooke	K/P	6-0	209	Sr.	Bloomfield Hills, Mich.	Cranbrook-Kingswood	44	Alan Wright	DB	6-0	181	Fr.	Fayetteville, Ga.	Woodward Academy
75	Ben Cox	OL	6-5	310	So.	Radford, Va.	Radford	33	De'Rickey Wright	DB	6-4	230	So.	Gadsden, Ala.	Gadsden City
9	Daevion Davis	DL	6-2	285	Jr.	Madison, Ala.	James Clemens	5	Mike Wright	QB	6-4	190	So.	Fayetteville, Ga.	Woodward Academy
6	Re'Mahn Davis	RB	5-9	205	Jr.	San Francisco, Calif.	Blair Academy	43	James Ziglor III	DB	5-11	190	Fr.	Marietta, Ga.	Harrison
72	Dan Dawkins	OL	6-3	304	Sr.	Staten Island, N.Y.	The Peddie School								
85	Joel DeCoursey	TE	6-4	235	Jr.	Zionsville, Ind.	Zionsville Community								
12	Brayden DeVault-Smith	LB	6-3	227	5th	Nashville, Tenn.	Pearl-Cohn								
49	Zach Drevno	LS	6-0	209	Sr.	Saline, Mich.	Saline								
40	Tommy Eckels	LB	6-2	225	So.	Kansas City, Mo.	Rockhurst								
58	Jared Elstein	K/P	6-2	185	Sr.	Miami, Fla.	American Heritage School								
61	Will Faris	K	5-11	166	Fr.	Dallas, Texas	Lake Highlands								
98	Daniel Gaw	LB	6-3	230	Fr.	Nashville, Tenn.	Montgomery Bell Academy								
28	Allan George	DB	6-1	195	5th	Andalusia, Ala.	Andalusia								
64	Derek Green	DL	6-5	318	Jr.	Richlands, N.C.	Southwest								
24	Rocko Griffin	RB	5-9	203	So.	Rincon, Ga.	South Effingham								
60	Gunnar Hansen	OL	6-5	317	Fr.	Boca Raton, Fla.	St. Thomas Aquinas								
27	Brendon Harris	DB	6-1	214	Sr.	Chattanooga, Tenn.	Baylor School								
11	Justin Harris	DB	6-1	195	Jr.	Attalla, Ala.	Etowah								
62	Julian Hernandez	OL	6-4	304	Jr.	Davie, Fla.	St. Thomas Aquinas								
22	John Howse IV	DB	6-2	190	Fr.	Nashville, Tenn.	Brentwood								
96	Jacques Hunter	DL	6-4	230	Fr.	Valdosta, Ga.	Lowndes								
91	Christian James	DL	6-4	275	Jr.	Memphis, Tenn.	Christian Brothers								
39	Blake Jarrett	QB	6-2	186	Fr.	San Diego, Calif.	San Marcos								
3	Dashaun Jenkins	DB	6-0	200	Sr.	Woodbridge, Va.	Woodbridge								
13	Gabe Jeudy-Lally	DB	6-1	186	Jr.	Charlotte, N.C.	Ardrey Kell								
7	Cam Johnson	WR	6-0	200	Sr.	Brentwood, Tenn.	Brentwood Academy								
67	Jake Ketschek	OL	6-4	305	Fr.	Absecon, N.J.	St. Augustine Prep								
89	Logan Kyle	WR	6-3	209	So.	Cypress, Texas	Tomball Memorial								
35	Malik Langham	DL	6-5	296	Sr.	Huntsville, Ala.	Lee								
55	Devin Lee	DL	6-3	277	Fr.	McDonough, Ga.	Ola								
4	Chase Lloyd	DB	6-2	203	So.	Atlanta, Ga.	Westlake								
38	Wilson Long	QB	6-0	197	So.	Austin, Texas	Regents School of Austin								
23	Jaylen Mahoney	DB	5-11	191	Jr.	Rock Hill, S.C.	South Pointe								
1	Elijah McAllister	LB	6-6	261	Sr.	Rumson, N.J.	Rumson Fair Haven								
46	Ezra McAllister	WR	6-0	183	Fr.	Marshall, Mich.	Marshall								
25	Ryan McCord	DB	6-1	190	So.	Dallas, Texas	Saint Mark's								
51	Michael Mincey	LB	6-1	232	Fr.	Waycross, Ga.	Ware County								
18	Jeremy Moussa	QB	6-3	225	Sr.	Chino Hills, Calif.	Eleanor Roosevelt								
53	Alston Orji	LB	6-2	236	Sr.	Rockwall, Texas	Rockwall								
0	Anfernee Orji	LB	6-2	230	Jr.	Rockwall, Texas	Rockwall								
88	Michael Owusu	LB	6-5	231	5th	Oxnard, Calif.	Oaks Christian								

Pronunciation Guide

2	Amir Abdur-Rahman	ah-MEER ub-DUR rah-mawn
17	Feleti Afumei	fah-let-ee ah-FUH-moo-ee
14	Devin Boddie Jr.	body
36	Joseph Bulovas	bull-uh-viss
16	Jack Cardillo	car-DEE-oh
86	Gamarion Carter	guh-MAHR-ee-awn
9	Daevion Davis	DAY-vee-inn
6	Re'Mahn Davis	ray-mawn
49	Zach Drevno	DREVV-know
60	Gunnar Hansen	gunner
96	Jacques Hunter	SHAH-kwees
3	Dashaun Jenkins	day-shawn
13	Gabe Jeudy-Lally	jew-dee-lolly
67	Jake Ketschek	catch-ick
35	Malik Langham	MUH-leak
18	Jeremy Moussa	MOOSE-uh
53	Alston Orji	all-stun OR-jee
0	Anfernee Orji	ann-fur-knee OR-jee
88	Michael Owusu	oh-WOO-sue
47	Wesley Schelling	shell-ing
10	Gavin Schoenwald	show-inn-wald
97	Terion Sugick	sue-jick
99	Lorenza Surgers	SIR-jehrs
50	Errington Truesdell	TROOS-dell
77	Junior Uzebu	oo-ZEE-boo
94	Raashaan Wilkins Jr.	ruh-shawn
43	James Ziglor III	ZIG-luhr

Numerical Roster

No.	Name	Pos.	Ht.	Wt.	Yr.	Hometown	High School	No.	Name	Pos.	Ht.	Wt.	Yr.	Hometown	High School
0	Anfernee Orji	LB	6-2	230	Jr.	Rockwall, Texas	Rockwall	68	Jason Brooks Jr.	OL	6-4	295	So.	Houston, Texas	Dobie
1	Elijah McAllister	LB	6-6	261	Sr.	Rumson, N.J.	Rumson Fair Haven	70	Bradley Ashmore	OL	6-6	290	So.	Neptune Beach, Fla.	Fletcher Senior
2	Amir Abdur-Rahman	WR	6-4	215	Sr.	Atlanta, Ga.	Mays	71	Gage Pitchford	OL	6-6	300	Fr.	Newnan, Ga.	East Coweta
3	Dashaun Jerkins	DB	6-0	200	Sr.	Woodbridge, Va.	Woodbridge	72	Dan Dawkins	OL	6-3	304	Sr.	Staten Island, N.Y.	The Peddie School
4	Chase Lloyd	DB	6-2	203	So.	Atlanta, Ga.	Westlake	74	Cole Clemens	OL	6-6	335	5th	South Jordan, Utah	Bingham
5	Mike Wright	QB	6-4	190	So.	Fayetteville, Ga.	Woodward Academy	75	Ben Cox	OL	6-5	310	So.	Radford, Va.	Radford
6	Re'Mahn Davis	RB	5-9	205	Jr.	San Francisco, Calif.	Blair Academy	76	Jonathan Stewart	OL	6-7	340	5th	Lawrenceville, Ga.	Mountain View
7	Cam Johnson	WR	6-0	200	Sr.	Brentwood, Tenn.	Brentwood Academy	77	Junior Uzebu	OL	6-6	326	Jr.	Atlanta, Ga.	Alpharetta
8	Ken Seals	QB	6-3	220	So.	Azle, Texas	Weatherford	78	Bryce Bailey	OL	6-5	304	5th	Newburgh, Ind.	Castle
9	Daevion Davis	DL	6-2	285	Jr.	Madison, Ala.	James Clemens	79	Trent Weaver	OL	6-3	299	So.	St. Louis, Mo.	St. Louis University School
10	Gavin Schoenwald	TE	6-4	243	Sr.	Brentwood, Tenn.	Brentwood Academy	80	Alex Williams	DL	6-6	265	Jr.	Akron, Ohio	Pickerington North
11	Justin Harris	DB	6-1	195	Jr.	Attalla, Ala.	Etowah	81	Tyrell Alexander	WR	6-1	195	6th	Lancaster, Texas	Lancaster
12	Brayden DeVault-Smith	LB	6-3	227	5th	Nashville, Tenn.	Pearl-Cohn	82	Devin Boddie Jr.	WR	5-11	180	Jr.	Memphis, Tenn.	Whitehaven
13	Gabe Jeudy-Lally	DB	6-1	186	Jr.	Charlotte, N.C.	Ardrey Kell	83	Gamarion Carter	WR	6-2	195	Fr.	Toccoa, Ga.	Stephens County
14	Will Sheppard	WR	6-3	200	So.	Mandeville, La.	Mandeville	84	Justin Ball	TE	6-6	245	Jr.	Glenn Dale, Md.	Gonzaga Prep
15	Camden Coleman	DB	6-1	215	Sr.	Champaign, Ill.	University Laboratory	85	Joel DeCoursey	TE	6-4	235	Jr.	Zionsville, Ind.	Zionsville Community
16	Jack Cardillo	K	6-1	181	5th	Evergreen, Colo.	Evergreen	86	Ben Bresnahan	TE	6-4	243	Sr.	Cumming, Ga.	West Forsyth
17	Feleti Afemui	LB	6-3	245	5th	Kihei, Hawaii	Maui	87	Quincy Skinner Jr.	WR	6-1	200	Fr.	Pompano Beach, Fla.	St. Thomas Aquinas
18	Jeremy Moussa	QB	6-3	225	Sr.	Chino Hills, Calif.	Eleanor Roosevelt	88	Michael Owusu	LB	6-5	231	5th	Oxnard, Calif.	Oaks Christian
19	Chris Pierce Jr.	WR	6-4	235	5th	Smithfield, Va.	Smithfield	89	Logan Kyle	WR	6-3	209	So.	Cypress, Texas	Tomball Memorial
20	Jack Barton	S/LB	6-1	215	So.	Dallas, Texas	Jesuit	90	Nate Clifton	DL	6-5	280	Jr.	La Vergne, Tenn.	Brentwood Academy
21	Maxwell Worship	DB	6-1	210	Sr.	Coral Springs, Fla.	Cardinal Gibbons	91	Christian James	DL	6-4	275	Jr.	Memphis, Tenn.	Christian Brothers
22	John Howse IV	DB	6-2	190	Fr.	Nashville, Tenn.	Brentwood	92	Marcus Bradley	DL	6-3	275	Fr.	Gaithersburg, Md.	Quince Orchard
23	Jaylen Mahoney	DB	5-11	191	Jr.	Rock Hill, S.C.	South Pointe	93	Tommy Smith	TE	6-1	226	5th	South Windsor, Conn.	East Catholic
24	Rocko Griffin	RB	5-9	203	So.	Rincon, Ga.	South Effingham	94	Raashaan Wilkins Jr.	DL	6-3	310	Sr.	Chicago, Ill.	Mt. Carmel
25	Ryan McCord	DB	6-1	190	So.	Dallas, Texas	Saint Mark's	95	Harrison Smith	P	5-10	183	Sr.	Franklin, Tenn.	Brentwood Academy
26	BJ Anderson	DB	6-1	195	Sr.	Andalusia, Ala.	Andalusia	96	Brayden Bapst	TE	6-8	280	Jr.	Washington, D.C.	St. John's College
27	Brendon Harris	DB	6-1	214	Sr.	Chattanooga, Tenn.	Baylor School	96	Jacques Hunter	DL	6-4	230	Fr.	Valdosta, Ga.	Lowndes
28	Allan George	DB	6-1	195	5th	Andalusia, Ala.	Andalusia	97	Terion Sugick	DL	6-2	305	Fr.	Landover, Md.	Rock Creek Christian Academy
29	Miles Capers	LB	6-5	230	Fr.	Sumter, S.C.	Sumter	98	Daniel Gaw	LB	6-3	230	Fr.	Nashville, Tenn.	Montgomery Bell Academy
30	Jared Wheatley	P	6-1	205	Jr.	Indian Trail, N.C.	Porter Ridge	99	Lorenza Surgers	DL	6-5	265	Sr.	Cary, N.C.	Panther Creek
31	Michael Spencer	LB	6-4	260	So.	Union, Ky.	The Taft School								
32	Ethan Barr	LB	6-3	244	So.	Flower Mound, Texas	Marcus								
33	De'Rickey Wright	DB	6-4	230	So.	Gadsden, Ala.	Gadsden City								
34	Luke Blanton	FB	6-2	240	Sr.	Dallas, Texas	Highland Park								
35	Malik Langham	DL	6-5	296	Sr.	Huntsville, Ala.	Lee								
36	Joseph Bulovas	K	6-0	210	5th	Mandeville, La.	Mandeville								
37	Marlen Sewell	DB	6-1	185	Fr.	Birmingham, Ala.	Shades Valley								
38	Wilson Long	QB	6-0	197	So.	Austin, Texas	Regents School of Austin								
39	Blake Jarrett	QB	6-2	186	Fr.	San Diego, Calif.	San Marcos								
40	Tommy Eckels	LB	6-2	225	So.	Kansas City, Mo.	Rockhurst								
41	Tyson Russell	DB	5-11	180	Fr.	Plantation, Fla.	St. Thomas Aquinas								
42	Patrick Smith	RB	5-10	180	Fr.	Atlantic City, N.J.	Holy Spirit								
43	James Ziglor III	DB	5-11	190	Fr.	Marietta, Ga.	Harrison								
44	Alan Wright	DB	6-0	181	Fr.	Fayetteville, Ga.	Woodward Academy								
45	Dylan Betts-Pauley	RB	5-11	240	Fr.	Hoover, Ala.	Hoover								
46	Ezra McAllister	WR	6-0	183	Fr.	Marshall, Mich.	Marshall								
47	Wesley Schelling	LS	6-5	245	So.	Nashville, Tenn.	Pearl-Cohn								
48	CJ Taylor	DB	6-1	206	Fr.	McMinnville, Tenn.	Warren County								
49	Zach Drevno	LS	6-0	209	Sr.	Saline, Mich.	Saline								
50	Errington Truesdell	LB	6-1	224	Fr.	Duluth, Ga.	Woodward Academy								
51	Michael Mincey	LB	6-1	232	Fr.	Waycross, Ga.	Ware County								
52	Kevo Wesley	OL	6-4	290	So.	Chicago, Ill.	Curie								
53	Alston Orji	LB	6-2	236	Sr.	Rockwall, Texas	Rockwall								
54	Tyler Steen	OL	6-5	315	Sr.	Miami, Fla.	St. Thomas Aquinas								
55	Devin Lee	DL	6-3	277	Fr.	McDonough, Ga.	Ola								
56	Alex Brown	LB	6-2	242	Sr.	San Antonio, Texas	Claudia Taylor Johnson								
57	Tyler Bence	DL	6-3	255	Fr.	Huntsville, Ala.	Huntsville								
58	Jared Elstein	K/P	6-2	185	Sr.	Miami, Fla.	American Heritage School								
59	Pierson Cooke	K/P	6-0	209	Sr.	Bloomfield Hills, Mich.	Cranbrook-Kingswood								
60	Gunnar Hansen	OL	6-5	317	Fr.	Boca Raton, Fla.	St. Thomas Aquinas								
61	Will Faris	K	5-11	166	Fr.	Dallas, Texas	Lake Highlands								
62	Julian Hernandez	OL	6-4	304	Jr.	Davie, Fla.	St. Thomas Aquinas								
63	Delfin Xavier Castillo	OL	6-5	330	Fr.	Kissimmee, Fla.	Osceola								
64	Derek Green	DL	6-5	318	Jr.	Richlands, N.C.	Southwest								
65	Michael Warden	OL	6-2	286	Sr.	Loveland, Ohio	Summit Country Day								
66	Charlie Clark	OL	6-7	284	Fr.	Madison, Wis.	Edgewood								
67	Jake Ketschek	OL	6-4	305	Fr.	Absecon, N.J.	St. Augustine Prep								

Pronunciation Guide				
0	Anfernee Orji	ann-fur-knee OR-jee		
2	Amir Abdur-Rahman	ah-MEER ub-DUR rah-mawn		
3	Dashaun Jerkins	day-shawn		
6	Re'Mahn Davis	ray-mawn		
9	Daevion Davis	DAY-vee-inn		
10	Gavin Schoenwald	show-inn-wald		
13	Gabe Jeudy-Lally	jew-dee-lolly		
14	Devin Boddie Jr.	body		
16	Jack Cardillo	car-DEE-oh		
17	Feleti Afumei	fah-let-ee ah-FUH-moo-ee		
18	Jeremy Moussa	MOOSE-uh		
35	Malik Langham	MUH-leak		
36	Joseph Bulovas	bull-uh-viss		
43	James Ziglor III	ZIG-luhr		
47	Wesley Schelling	shell-ing		
49	Zach Drevno	DREVV-know		
50	Errington Truesdell	TROOS-dell		
53	Alston Orji	all-stun OR-jee		
60	Gunnar Hansen	gunner		
67	Jake Ketschek	catch-ick		
77	Junior Uzebu	oo-ZEE-boo		
86	Gamarion Carter	guh-MAHR-ee-awn		
88	Michael Owusu	oh-WOO-sue		
94	Raashaan Wilkins Jr.	ruh-shawn		
96	Jacques Hunter	SHAH-kwees		
97	Terion Sugick	sue-jick		
99	Lorenza Surgers	SIR-jehrs		

Academic Roster


No.	Name	Pos.	Ht.	Wt.	Cl.	Major
53	Alston Orji	LB	6-2	236	Sr.	American Studies
95	Harrison Smith	P	5-10	183	Sr.	Biological Sciences • Classical and Mediterranean Studies
56	Alex Brown	LB	6-2	243	Sr.	Communication Studies
6	Re'Mahn Davis	RB	5-9	205	Jr.	Communications Studies
99	Lorenza Surgers	DL	6-5	265	Sr.	Communications Studies
77	Junior Uzebu	OL	6-6	326	Jr.	Communication Studies
0	Anfernee Orji	LB	6-2	230	Jr.	Communication of Science and Technology
79	Trent Weaver	OL	6-3	299	So.	Computer Engineering
25	Ryan McCord	CB	6-1	190	So.	Computer Science
47	Wesley Schelling	LS	6-5	235	So.	Computer Science
65	Michael Warden	OL	6-2	286	Sr.	Economics • Classical and Mediterranean Studies
34	Luke Blanton	FB	6-2	240	Sr.	Economics
11	Justin Harris	S	6-1	195	Jr.	Economics
30	Jared Wheatley	P	6-1	205	Jr.	Economics
94	Raashaan Wilkins Jr.	DL	6-3	310	Sr.	Economics
31	Michael Spencer	LB	6-4	260	So.	Engineering
78	Bryce Bailey	OL	6-5	304	5th	Finance (Graduate)
12	Brayden DeVault-Smith	LB	6-3	227	5th	Human Development Studies (Graduate)
17	Feleti Afemui	LB	6-3	245	5th	Human and Organizational Development
96	Brayden Bapst	TE	6-8	280	Jr.	Human and Organizational Development
32	Ethan Barr	LB	6-3	244	So.	Human and Organizational Development
20	Jack Barton	S/LB	6-1	215	So.	Human and Organizational Development
74	Cole Clemens	OL	6-6	335	5th	Human and Organizational Development
85	Joel DeCoursey	TE	6-4	235	Jr.	Human and Organizational Development
49	Zach Drevno	LS	6-0	209	Sr.	Human and Organizational Development
40	Tommy Eckels	LB	6-2	225	So.	Human and Organizational Development
61	Will Faris	K	5-11	166	Fr.	Human and Organizational Development
62	Julian Hernandez	OL	6-4	304	Jr.	Human and Organizational Development
7	Cam Johnson	WR	6-0	200	Sr.	Human and Organizational Development
13	Gabe Judy-Lally	CB	6-1	186	Jr.	Human and Organizational Development
23	Jaylen Mahoney	CB	5-11	191	Jr.	Human and Organizational Development
10	Gavin Schoenwald	TE	6-4	243	Sr.	Human and Organizational Development
8	Ken Seals	QB	6-3	220	So.	Human and Organizational Development
54	Tyler Steen	OL	6-5	315	Sr.	Human and Organizational Development
21	Maxwell Worship	S	6-1	210	Sr.	Human and Organizational Development
91	Christian James	DL	6-4	275	Jr.	Human and Organizational Development • Economics
70	Bradley Ashmore	OL	6-6	290	So.	Human and Organizational Development • Gender and Sexuality Studies
81	Tyrell Alexander	WR	6-1	195	6th	Learning, Diversity and Urban Studies (Graduate)
88	Michael Owusu	LB	6-5	231	5th	Learning, Diversity and Urban Studies (Graduate)
75	Jonathan Stewart	OL	6-7	340	5th	Learning, Diversity and Urban Studies (Graduate)
36	Joseph Bulovas	K	6-0	210	5th	Marketing (Graduate)
16	Jack Cardillo	K	6-1	181	5th	Marketing (Graduate)


No.	Name	Pos.	Ht.	Wt.	Cl.	Major
2	Amir Abdur-Rahman	WR	6-4	215	Sr.	Medicine, Health and Society
84	Justin Ball	TE	6-6	245	Jr.	Medicine, Health and Society
82	Devin Boddie Jr.	WR	5-11	180	Jr.	Medicine, Health and Society
86	Ben Bresnahan	TE	6-4	243	Sr.	Medicine, Health and Society
90	Nate Clifton	DL	6-5	280	Jr.	Medicine, Health and Society
9	Daevion Davis	DL	6-2	285	Jr.	Medicine, Health and Society
28	Allan George	CB	6-1	195	5th	Medicine, Health and Society
64	Derek Green	DL	6-5	318	Jr.	Medicine, Health and Society
27	Brendon Harris	S	6-1	214	Sr.	Medicine, Health and Society
3	Dashaun Jenkins	S	6-0	200	Sr.	Medicine, Health and Society
35	Malik Langham	DL	6-5	296	Sr.	Medicine, Health and Society
1	Elijah McAllister	LB	6-6	261	Sr.	Medicine, Health and Society
18	Jeremy Moussa	QB	6-3	225	Sr.	Medicine, Health and Society
59	Pierson Cooke	K/P	6-0	209	Sr.	Political Science
15	Camden Coleman	DB	6-1	215	Sr.	Psychology
80	Alex Williams	DL	6-6	265	Jr.	Sociology
26	BJ Anderson	CB	6-1	195	Sr.	Sociology
19	Chris Pierce Jr.	WR	6-4	235	5th	Sociology
72	Dan Dawkins	OL	6-3	304	Sr.	Sociology
57	Tyler Bence	DL	6-3	255	Fr.	Undeclared
45	Dylan Betts-Pauley	RB	5-11	240	Fr.	Undeclared
92	Marcus Bradley	DL	6-3	275	Fr.	Undeclared
68	Jason Brooks, Jr.	OL	6-4	295	So.	Undeclared
29	Miles Capers	LB	6-5	230	Fr.	Undeclared
83	Gamarion Carter	WR	6-2	195	Fr.	Undeclared
63	Delfin Xavier Castillo	OL	6-5	330	Fr.	Undeclared
66	Charlie Clark	OL	6-7	284	Fr.	Undeclared
75	Ben Cox	OL	6-5	310	So.	Undeclared
98	Daniel Gaw	LB	6-3	230	Fr.	Undeclared
24	Rocko Griffin	RB	5-9	203	So.	Undeclared
60	Gunnar Hansen	OL	6-5	317	Fr.	Undeclared
22	John Howse IV	DB	6-2	190	Fr.	Undeclared
96	Jacques Hunter	DL	6-4	230	Fr.	Undeclared
39	Blake Jarrett	QB	6-2	186	Fr.	Undeclared
67	Jake Ketschek	OL	6-4	305	Fr.	Undeclared
89	Logan Kyle	WR	6-3	209	So.	Undeclared
55	Devin Lee	DL	6-3	277	Fr.	Undeclared
4	Chase Lloyd	DB	6-2	203	So.	Undeclared
38	Wilson Long	QB	6-0	197	So.	Undeclared
46	Ezra McAllister	WR	6-0	183	Fr.	Undeclared
51	Michael Mincey	LB	6-1	232	Fr.	Undeclared
71	Gage Pitchford	OL	6-6	300	Fr.	Undeclared
41	Tyson Russell	DB	5-11	180	Fr.	Undeclared
37	Marlen Sewell	DB	6-1	185	Fr.	Undeclared
14	Will Sheppard	WR	6-3	200	So.	Undeclared
87	Quincy Skinner Jr.	WR	6-1	200	Fr.	Undeclared
42	Patrick Smith	RB	5-10	185	Fr.	Undeclared
97	Terion Sugick	DL	6-2	305	Fr.	Undeclared
48	C.J. Taylor	DB	6-1	206	Fr.	Undeclared
50	Errington Truesdell	LB	6-1	224	Fr.	Undeclared
52	Kevo Wesley	OL	6-4	290	So.	Undeclared
33	De'Rickey Wright	ATH	6-4	230	So.	Undeclared
44	Alan Wright	DB	6-0	190	Fr.	Undeclared
5	Mike Wright	QB	6-4	190	So.	Undeclared
43	James Ziglor III	DB	5-11	190	Fr.	Undeclared


Geographical Roster


No.	Name	Pos.	Ht.	Wt.	Cl.	Hometown	High School
26	BJ Anderson	DB	6-1	195	Sr.	Andalusia, Ala.	Andalusia
28	Allan George	DB	6-1	195	5th	Andalusia, Ala.	Andalusia
11	Justin Harris	DB	6-1	195	Jr.	Attalla, Ala.	Etowah
37	Marlen Sewell	DB	6-1	185	Fr.	Birmingham, Ala.	Shades Valley
33	De'Rickey Wright	DB	6-4	230	So.	Gadsden, Ala.	Gadsden City
45	Dylan Betts-Pauley	RB	5-11	240	Fr.	Hoover, Ala.	Hoover
57	Tyler Bence	DL	6-3	255	Fr.	Huntsville, Ala.	Huntsville
35	Malik Langham	DL	6-5	296	Sr.	Huntsville, Ala.	Lee
9	Daevion Davis	DL	6-2	285	Jr.	Madison, Ala.	James Clemens
96	Jacques Hunter	DL	6-4	230	Fr.	Valdosta, Ga.	Lowndes
18	Jeremy Moussa	QB	6-3	225	Sr.	Chino Hills, Calif.	Eleanor Roosevelt
88	Michael Owusu	LB	6-5	231	5th	Oxnard, Calif.	Oaks Christian
39	Blake Jarrett	QB	6-2	186	Fr.	San Diego, Calif.	San Marcos
6	Re'Mahn Davis	RB	5-9	205	Jr.	San Francisco, Calif.	Blair Academy
16	Jack Cardillo	K	6-1	181	5th	Evergreen, Colo.	Evergreen
93	Tommy Smith	TE	6-1	226	5th	South Windsor, Conn.	East Catholic
96	Brayden Bapst	TE	6-8	280	Jr.	Washington, D.C.	St. John's College
60	Gunnar Hansen	OL	6-5	317	Fr.	Boca Raton, Fla.	St. Thomas Aquinas
62	Julian Hernandez	OL	6-4	304	Jr.	Davie, Fla.	St. Thomas Aquinas
21	Maxwell Worship	DB	6-1	210	Sr.	Coral Springs, Fla.	Cardinal Gibbons
63	Delfin Xavier Castillo	OL	6-5	330	Fr.	Kissimmee, Fla.	Osceola
70	Bradley Ashmore	OL	6-6	290	So.	Neptune Beach, Fla.	Fletcher Senior
41	Tyson Russell	DB	5-11	180	Fr.	Plantation, Fla.	St. Thomas Aquinas
87	Quincy Skinner Jr.	WR	6-1	200	Fr.	Pompano Beach, Fla.	St. Thomas Aquinas
2	Amir Abdur-Rahman	WR	6-4	215	Sr.	Atlanta, Ga.	Mays
4	Chase Lloyd	DB	6-2	203	So.	Atlanta, Ga.	Westlake
77	Junior Uzebu	OL	6-6	326	Jr.	Atlanta, Ga.	Alpharetta
86	Ben Bresnahan	TE	6-4	243	Sr.	Cumming, Ga.	West Forsyth
50	Errington Truesdell	LB	6-1	224	Fr.	Duluth, Ga.	Woodward Academy
44	Alan Wright	DB	6-0	181	Fr.	Fayetteville, Ga.	Woodward Academy
5	Mike Wright	QB	6-4	190	So.	Fayetteville, Ga.	Woodward Academy
76	Jonathan Stewart	OL	6-7	340	5th	Lawrenceville, Ga.	Mountain View
55	Devin Lee	DL	6-3	277	Fr.	McDonough, Ga.	Ola
43	James Ziglar III	DB	5-11	190	Fr.	Marietta, Ga.	Harrison
54	Tyler Steen	OL	6-5	315	Sr.	Miami, Fla.	St. Thomas Aquinas
71	Gage Pitchford	OL	6-6	300	Fr.	Newnan, Ga.	East Coweta
24	Rocko Griffin	RB	5-9	203	So.	Rincon, Ga.	South Effingham
83	Gamarion Carter	WR	6-2	195	Fr.	Toccoa, Ga.	Stephens County
51	Michael Mincey	LB	6-1	232	Fr.	Waycross, Ga.	Ware County
17	Feleti Afemui	LB	6-3	245	5th	Kihei, Hawaii	Maui
15	Camden Coleman	DB	6-1	215	Sr.	Champaign, Ill.	University Laboratory
52	Kevo Wesley	OL	6-4	290	So.	Chicago, Ill.	Curie
94	Raashan Wilkins Jr.	DL	6-3	310	Sr.	Chicago, Ill.	Mt. Carmel
78	Bryce Bailey	OL	6-5	304	5th	Newburgh, Ind.	Castle
85	Joel DeCoursey	TE	6-4	235	Jr.	Zionsville, Ind.	Zionsville Community
31	Michael Spencer	LB	6-4	260	So.	Union, Ky.	The Taft School
36	Joseph Bulovas	K	6-0	210	5th	Mandeville, La.	Mandeville
14	Will Sheppard	WR	6-3	200	So.	Mandeville, La.	Mandeville
92	Marcus Bradley	DL	6-3	304	Fr.	Gaithersburg, Md.	Quince Orchard
84	Justin Ball	TE	6-6	245	Jr.	Glenn Dale, Md.	Gonzaga Prep
97	Terion Sugick	DL	6-2	305	Fr.	Landover, Md.	Rock Creek Christian Academy
59	Pierson Cooke	K/P	6-0	209	Sr.	Bloomfield Hills, Mich.	Cranbrook-Kingswood
46	Ezra McAllister	WR	6-0	183	Fr.	Marshall, Mich.	Marshall
49	Zach Drevno	LS	6-0	209	Sr.	Saline, Mich.	Saline
40	Tommy Eckels	LB	6-2	225	So.	Kansas City, Mo.	Rockhurst
79	Trent Weaver	OL	6-3	299	So.	St. Louis, Mo.	St. Louis University School
99	Lorenza Surgers	DL	6-5	265	Sr.	Cary, N.C.	Panther Creek
13	Gabe Jeudy-Lally	DB	6-1	186	Jr.	Charlotte, N.C.	Ardrey Kell
30	Jared Wheatley	P	6-1	205	Jr.	Indian Trail, N.C.	Porter Ridge
64	Derek Green	DL	6-5	318	Jr.	Richlands, N.C.	Southwest
67	Jake Ketschek	OL	6-4	305	Fr.	Absecon, N.J.	St. Augustine Prep
42	Patrick Smith	RB	5-10	185	Fr.	Atlantic City, N.J.	Holy Spirit
1	Elijah McAllister	LB	6-6	261	Sr.	Rumson, N.J.	Rumson Fair Haven
72	Dan Dawkins	OL	6-3	304	Sr.	Staten Island, N.Y.	The Peddie School
80	Alex Williams	DL	6-6	265	Jr.	Akron, Ohio	Pickerington North
65	Michael Warden	OL	6-2	286	Sr.	Loveland, Ohio	Summit Country Day
23	Jaylen Mahoney	DB	5-11	191	Jr.	Rock Hill, S.C.	South Pointe
29	Miles Capers	LB	6-5	230	Fr.	Sumter, S.C.	Sumter
7	Cam Johnson	WR	6-0	200	Sr.	Brentwood, Tenn.	Brentwood Academy
10	Gavin Schoenwald	TE	6-4	243	Sr.	Brentwood, Tenn.	Brentwood Academy
27	Brendon Harris	DB	6-1	214	Sr.	Chattanooga, Tenn.	Baylor School
95	Harrison Smith	P	5-10	183	Sr.	Franklin, Tenn.	Brentwood Academy
90	Nate Clifton	DL	6-5	280	Jr.	La Vergne, Tenn.	Brentwood Academy
48	C.J. Taylor	DB	6-1	206	Fr.	McMinnville, Tenn.	Warren County
82	Devin Boddie Jr.	WR	5-11	180	Jr.	Memphis, Tenn.	Whitehaven
91	Christian James	DL	6-4	275	Jr.	Memphis, Tenn.	Christian Brothers
12	Brayden DeVault-Smith	LB	6-3	227	5th	Nashville, Tenn.	Pearl-Cohn
22	John Howse IV	DB	6-2	190	Fr.	Nashville, Tenn.	Brentwood
47	Wesley Schelling	LS	6-5	235	So.	Nashville, Tenn.	Pearl-Cohn
38	Wilson Long	QB	6-0	197	Fr.	Austin, Texas	Regents School of Austin
8	Ken Seals	QB	6-3	220	So.	Azle, Texas	Weatherford
89	Logan Kyle	WR	6-3	209	So.	Cypress, Texas	Tomball Memorial
20	Jack Barton	S/LB	6-1	215	So.	Dallas, Texas	Jesuit
34	Luke Blanton	FB	6-2	240	Sr.	Dallas, Texas	Highland Park
61	Will Faris	K	5-11	166	Fr.	Dallas, Texas	Lake Highlands
25	Ryan McCord	DB	6-1	190	So.	Dallas, Texas	Saint Mark's
32	Ethan Barr	LB	6-3	244	So.	Flower Mound, Texas	Marcus
68	Jason Brooks, Jr.	OL	6-4	295	So.	Houston, Texas	Dobie
81	Tyrell Alexander	WR	6-1	195	6th	Lancaster, Texas	Lancaster
53	Alston Orji	LB	6-2	236	Sr.	Rockwall, Texas	Rockwall
0	Anfernee Orji	LB	6-2	230	Jr.	Rockwall, Texas	Rockwall
56	Alex Brown	LB	6-2	242	Sr.	San Antonio, Texas	Claudia Taylor Johnson
74	Cole Clemens	OL	6-6	335	5th	South Jordan, Utah	Bingham
75	Ben Cox	OL	6-5	310	So.	Radford, Va.	Radford
19	Chris Pierce Jr.	WR	6-4	235	5th	Smithfield, Va.	Smithfield
3	Dashaun Jenkins	DB	6-0	200	Sr.	Woodbridge, Va.	Woodbridge
66	Charlie Clark	OL	6-7	284	Fr.	Madison, Wis.	Edgewood


Student-Athlete Profiles


QB		8 • KEN SEALS • 6-3 • 220 • So. • Azle, Texas • Weatherford <ul style="list-style-type: none">• Majoring in human and organizational development• Third true freshman quarterback to start a season opener in the SEC since 1972• Tied for third in Vanderbilt history for 300-yard passing games (3)• Owns the school record for passing yards in a single season by a freshman (1,928)• Team-high 1897 yards of total offense in 2020• Nation's 17th-best pro-style quarterback by Rivals.com	PASSING	G	Att	Cmp	Int	Yds	TD	Lg	Pct	Avg/P	Avg/G
			2020	9	288	186	10	1928	12	58	64.6	6.7	214.2
			2021	6	206	114	7	1086	5	38	55.3	5.3	181.0
			TOTAL	15	494	300	17	3014	17	58	60.7	6.1	200.9


QB		5 • MIKE WRIGHT • 6-4 • 190 • So. • Fayetteville, Ga. • Woodward Academy <ul style="list-style-type: none">• Undecided on a major• First career start at South Carolina• Career-high 206 passing yards against the Gamecocks• Six games played in 2020• Nation's 23rd-ranked dual-style quarterback by Rivals• Woodward Academy's 200-meter dash school record holder	PASSING	G	Att	Cmp	Int	Yds	TD	Lg	Pct	Avg/P	Avg/G
			2020	6	10	6	1	51	1	25	60.0	5.1	8.5
			2021	7	61	34	3	423	2	61	55.7	6.9	70.5
			TOTAL	12	71	40	4	474	3	61	56.3	6.7	39.5


QB		18 • JEREMY MOUSSA • 6-3 • 225 • Sr. • Chino Hills, Calif. • Eleanor Roosevelt <ul style="list-style-type: none">• Majoring in medicine, health and society• Did not see action in 2020• Transfer from San Bernardino Valley College• 2019 conference co-offensive player of the year• Signed with Hawaii out of high school, playing two games in 2018• First-Year SEC Academic Honor Roll	PASSING	G	Att	Cmp	Int	Yds	TD	Lg	Pct	Avg/P	Avg/G
			2021	2	8	5	0	24	0	7	62.5	3.0	12.0
			TOTAL	2	8	5	0	24	0	7	62.5	3.0	12.0

RB		42 • PATRICK SMITH • 5-10 • 180 • Fr. • Atlantic City, N.J. • Holy Spirit <ul style="list-style-type: none">• Undecided on a major• Season-high 75 rushing yards at No. 20 Florida• Lettered two years at Holy Spirit under coach A.J. Russo• Three-star prospect by ESPN.com and 247Sports.com• NJ.com's Offensive Player of the Year and first team all-state selection• As a senior, rushed 221 times for 1,719 yards and 16 touchdowns for the 8-0 Spartans	RUSHING	G	Att	Yds	TD	Lg	Avg/C	Avg/G
			2021	7	39	146	0	14	3.7	20.9
			TOTAL	7	39	146	0	14	3.7	20.9

RB		24 • ROCKO GRIFFIN • 5-9 • 203 • So. • Rincon, Ga. • South Effingham <ul style="list-style-type: none">• Undecided on a major• First career rushing touchdown against UConn• Career-high 107 yards on the ground against Stanford• Played in eight games as a freshman• Led South Effingham to the 2019 Georgia AAAAA state playoffs• Enjoys chess, boxing and swimming	RUSHING	G	Att	Yds	TD	Lg	Avg/C	Avg/G
			2020	8	37	92	0	15	2.5	11.5
			2021	8	89	296	2	36	3.3	37.0
			TOTAL	16	126	388	2	36	3.1	24.2


TE		86 • BEN BRESNAHAN • 6-4 • 243 • Sr. • Cumming, Ga. • West Forsyth <ul style="list-style-type: none">• Majoring in medicine, health and society• One of six Commodores to start all nine games in 2020• Hauled in four touchdowns as a junior to rank second on the team• Ranked fourth among SEC tight ends in touchdowns last season• Registered a career-high six catches for a personal-best 72 yards against Ole Miss• A three-time all-region selection at West Forsyth	RECEIVING	G	Rec	Yds	TD	Lg	Rec/G	Avg/C	Avg/G
			2018	2	0	0	0	0	0.0	0.0	0.0
			2019	12	7	105	0	26	0.6	15.0	8.8
			2020	9	28	300	4	43	3.1	10.7	33.3
			2021	5	6	62	0	30	1.2	10.3	12.4
			TOTAL	28	41	467	4	43	1.5	11.4	16.7

TE		10 • GAVIN SCHOENWALD • 6-4 • 243 • Sr. • Brentwood, Tenn. • Brentwood Academy <ul style="list-style-type: none">• Majoring in human and organizational development• Earned first career start at Colorado State• Played in seven games in 2020, primarily as a member of the special teams units• Prepped at nearby Brentwood Academy and was an all-state quarterback in 2017• Guided Brentwood to a 12-0 record in 2017 as the starting quarterback• Led team to three state basketball titles	RECEIVING	G	Rec	Yds	TD	Lg	Rec/G	Avg/C	Avg/G
			2019	11	0	0	0	0	0.0	0.0	0.0
			2020	7	0	0	0	0	0.0	0.0	0.0
			2021	7	2	26	0	19	0.3	13.0	3.7
			TOTAL	26	2	26	0	19	0.1	13.0	1.0

TE		96 • BRAYDEN BAPST • 6-8 • 280 • Jr. • Washington, D.C. • St. John's College <ul style="list-style-type: none">• Majoring in human and organizational development• Makes the switch to tight end after spending his first two season with the offensive line• Earned first career start at Colorado State• Played in the final seven games of last season• 2018 USA Today All-Washington D.C.• As a senior at St. John's College, started tight end and played defensive end	RECEIVING	G	Rec	Yds	TD	Lg	Rec/G	Avg/C	Avg/G
			2020	7	0	0	0	0	0.0	0.0	0.0
			2021	6	0	0	0	0	0.0	0.0	0.0
			TOTAL	13	0	0	0	0	0.0	0.0	0.0

Student-Athlete Profiles

WR



81 • TYRELL ALEXANDER • 6-1 • 195 • 6th • Lancaster, Texas • Lancaster

- Pursuing a graduate degree in learning, diversity and urban studies
- Appeared in nine games in 2020, making one start
- First-Year SEC Academic Honor Roll
- Three-year letter winner at Oklahoma State
- Special teams regular in 2018 and 2019 with the Cowboys
- Hauled in a 56-yard touchdown against Kansas in 2017

RECEIVING	G	Rec	Yds	TD	Lg	Rec/G	Avg/C	Avg/G
2020	9	2	11	0	6	0.2	5.5	1.2
2021	5	0	0	0	0	0.0	0.0	0.0
TOTAL	14	2	11	0	6	0.1	5.5	0.8

WR




7 • CAM JOHNSON • 6-0 • 200 • Sr. • Brentwood, Tenn. • Brentwood Academy

- Majoring in human and organizational development
- Team leader in both receptions (56) and receiving yards (545) as a junior
- Nine games played with five starts last season
- Sixth among SEC players in receptions and receptions/game in 2020
- Personal-best 114 receiving yards on 10 catches at Mississippi State
- Registered a career-high 14 catches for 97 yards against Ole Miss
- Hauled in a career-long 40-yard pass in home opener against No. 20/17 LSU

RECEIVING	G	Rec	Yds	TD	Lg	Rec/G	Avg/C	Avg/G
2018	4	4	45	0	14	1.0	11.2	11.2
2019	12	30	316	3	28	2.5	10.5	26.3
2020	9	56	545	3	40	6.2	9.7	60.6
2021	8	24	237	2	44	3.0	9.9	29.6
TOTAL	33	114	1143	8	44	3.5	10.0	34.6

WR




19 • CHRIS PIERCE JR. • 6-4 • 235 • 5th • Smithfield, Va. • Smithfield

- Majoring in sociology
- Career-high nine catches against UConn
- Hauled in a team-high five touchdowns as a senior in 2020
- Season-high 97 receiving yards and two touchdowns against No. 6/5 Florida
- Had a receiving touchdown in four consecutive games (Ole Miss, Miss St., Kentucky & Florida)
- Four or more receptions in three games during 2020 season
- Personal-best six receptions at Mississippi State, including one touchdown grab

RECEIVING	G	Rec	Yds	TD	Lg	Rec/G	Avg/C	Avg/G
2017	9	0	0	0	0	0.0	0.0	0.0
2018	13	13	128	1	20	1.0	9.8	9.8
2019	12	14	245	1	75	1.2	17.5	20.4
2020	9	25	371	5	58	2.8	14.8	41.2
2021	8	33	373	1	31	4.1	11.3	46.6
TOTAL	51	85	1,117	8	75	1.7	13.1	21.9

WR




2 • AMIR ABDUR-RAHMAN • 6-4 • 215 • Sr. • Atlanta, Ga. • Mays

- Majoring in medicine, health and society
- Nine games played with eight starts last season
- Second on the team in receiving yards, first in yards/catch in 2020
- Registered career highs in both receptions (7) and receiving yards (89) at Kentucky
- Hauled in second career touchdown in the 2020 season opener at No. 10/11 Texas A&M
- Caught a career-long 52-yard catch versus Baylor in the 2018 Texas Bowl
- A three-sport athlete at Mays (football, track and field and swimming)

RECEIVING	G	Rec	Yds	TD	Lg	Rec/G	Avg/C	Avg/G
2018	13	4	108	1	52	0.3	27.0	8.3
2019	4	0	0	0	0	0.0	0.0	0.0
2020	9	27	406	1	46	3.0	15.0	45.1
2021	8	2	9	0	5	0.2	4.5	1.1
TOTAL	34	33	523	2	52	1.0	15.8	15.4

WR




14 • WILL SHEPPARD • 6-3 • 200 • So. • Mandeville, La. • Mandeville

- Undeclared on a major
- Career-high two touchdowns and personal-best 119 receiving yards against UConn
- Registered a team-high nine catches against ETSU
- Hauled in two receptions across the 2020 season, playing in eight games
- 2,252 receiving yards and 33 touchdowns on 126 catches in prep career
- Born in Ruston, La.

RECEIVING	G	Rec	Yds	TD	Lg	Rec/G	Avg/C	Avg/G
2020	8	2	30	0	24	0.2	15.0	3.8
2021	8	35	457	3	52	4.4	13.1	57.1
TOTAL	16	37	487	3	52	2.3	13.2	30.4

WR



82 • DEVIN BODDIE JR. • 5-11 • 180 • Jr. • Memphis, Tenn. • Whitehaven

- Undeclared on a major
- Hauled in a career-long 61-yard reception against Mississippi State
- Tallied a career-high tying six catches against UConn
- First career touchdown against Stanford
- Did not see game action in 2019 or 2020
- Consensus three-star prospect coming out of high school

RECEIVING	G	Rec	Yds	TD	Lg	Rec/G	Avg/C	Avg/G
2021	8	28	259	1	61	3.5	9.2	32.4
TOTAL	8	28	259	1	61	3.5	9.2	32.4

WR



87 • QUINCY SKINNER JR. • 6-1 • 200 • Fr. • Pompano Beach, Fla. • St. Thomas Aquinas








- Undeclared on a major
- Consensus three-star prospect from the Sunshine State
- Helped the Raiders to an 8-1 mark in 2020 and FHSAA Class 7A state championship
- Part of a St. Thomas Aquinas program that captured the school's 12th state title
- Letterman for the track and field program in high school
- Father, Quincy Skinner Sr., was a three-year letter winner (2003-05) at Florida Atlantic

RECEIVING	G	Rec	Yds	TD	Lg	Rec/G	Avg/C	Avg/G
2021	7	0	0	0	0	0.0	0.0	0.0
TOTAL	7	0	0	0	0	0.0	0.0	0.0


Student-Athlete Profiles


OL		70 • BRADLEY ASHMORE • 6-6 • 290 • So. • Neptune Beach, Fla. • Fletcher Senior <ul style="list-style-type: none"> • Double majoring in human and organizational development and gender and sexuality studies • Played in all nine games and started five in 2020 • First-Year SEC Academic Honor Roll • At Fletcher Senior, served as the school's Marine Coastal Club vice president • First team all-region pick in 2018 and 2019 • Enjoys swimming and cooking away from football
OL		75 • BEN COX • 6-5 • 310 • So. • Radford, Va. • Radford <ul style="list-style-type: none"> • Undecided on a major • Played in eight of nine games during his freshman campaign • Started one game in 2020, at right tackle against Tennessee • First-Year SEC Academic Honor Roll • Consensus three-star prospect out of Virginia • Born in Baltimore, Maryland
OL		54 • TYLER STEEN • 6-5 • 315 • Sr. • Miami, Fla. • St. Thomas Aquinas <ul style="list-style-type: none"> • Majoring in human and organizational development • Started all nine games at left tackle last season • Shifted to starting left tackle for the 2020 season after playing right tackle as a sophomore • Only Commodore offensive lineman to start all 12 games in 2019 • Father, Daris, is a retired Marine who played football at LSU • Grandfather is Vietnam veteran and Medal of Honor recipient
OL		74 • COLE CLEMENS • 6-6 • 335 • 5th • South Jordan, Utah • Bingham <ul style="list-style-type: none"> • Pursuing a master's degree in human development studies • Did not see action in 2020 • SEC Academic Honor Roll • Experienced action in nine games during 2019 • Prepped at powerful Bingham (Utah) • Enjoys snow skiing
OL		65 • MICHAEL WARDEN • 6-2 • 286 • Sr. • Loveland, Ohio • Summit Country Day <ul style="list-style-type: none"> • Double majoring in economics and classical and Mediterranean studies with a minor in business • SEC Academic Honor Roll • Tallied 97 tackles and 11.5 sacks during prep career • Four-sport athlete for Summit Country Day (football, wrestling, lacrosse and track and field) • Both parents, Robert and Antoinette, are physicians
OL		63 • DELFIN XAVIER CASTILLO • 6-5 • 330 • Fr. • Kissimmee, Fla. • Osceola <ul style="list-style-type: none"> • Undecided on a major • Lettered, and started, three years at Osceola under coach Doug Nichols • Consensus three-star prospect out of high school • Listed as the No. 30 overall prospect in Florida • Guided Osceola to the Florida High School Athletic Association (FHSAA) Class 8A state playoffs all three years
OL		72 • DAN DAWKINS • 6-3 • 304 • Sr. • Staten Island, N.Y. • The Peddie School <ul style="list-style-type: none"> • Majoring in sociology • Played in seven games and started four as a junior in 2020 • SEC Academic Honor Roll • Nation's No. 8 ranked center coming out of high school • Led Falcons to the 2017 MAPL championship and Big 3 Trophy in 2016 and 2017 • Has two older sisters, Dakota and Hunter, who both swam collegiately
OL		62 • JULIAN HERNANDEZ • 6-4 • 304 • Jr. • Davie, Fla. • St. Thomas Aquinas <ul style="list-style-type: none"> • Majoring in human and organizational development • Played in five games as a sophomore, starting four at left guard • Two-time all-area first team selection at St. Thomas Aquinas • Led team to 25-5 record during final two seasons • Attended the same high school as teammate Tyler Steen
OL		76 • JONATHAN STEWART • 6-7 • 340 • 5th • Lawrenceville, Ga. • Mountain View <ul style="list-style-type: none"> • Pursuing a master's in learning, diversity and urban study • SEC Academic Honor Roll • Played in 10 games in 2019, earning three starts • Led Mountain View to 8-3 record and 7A state playoffs appearance as a senior • Born in Maryland
OL		78 • BRYCE BAILEY • 6-5 • 304 • 5th • Newburgh, Ind. • Castle <ul style="list-style-type: none"> • Pursuing a master's degree in finance • SEC Academic Honor Roll • Played in all 12 games during 2019, including two starts • Consensus three-star prospect • Enjoys cooking


Student-Athlete Profiles


DL		90 • NATE CLIFTON • 6-5 • 280 • Jr. • La Vergne, Tenn. • Brentwood Academy	
		<ul style="list-style-type: none">• Majoring in medicine, health and society• Played in eight games last season, starting three• Registered 1.0 tackle for loss and 1.0 sack in 2020• Led Brentwood Academy to three straight Division II Class AAA state titles• As a senior co-captain, tallied 14.0 tackles for loss and 9.0 sacks• Born in Chicago	
DL		35 • MALIK LANGHAM • 6-5 • 296 • Sr. • Huntsville, Ala. • Lee	
		<ul style="list-style-type: none">• Majoring in medicine, health and society with a minor in sociology• Played in all nine games last season• Registered seven stops and two quarterback pressures in 2020• Transferred to Vanderbilt in 2019 after spending one year at Florida• Four-star prospect out of high school	
DL		9 • DAEVION DAVIS • 6-2 • 285 • Jr. • Madison, Ala. • James Clemens	
		<ul style="list-style-type: none">• Majoring in medicine, health and society• Eight games played in 2020, including one start• First career forced fumble and fumble recovery at No. 10 Texas A&M• Played in 11 games as a true freshman in 2019, earning four starts• Stops in eight games and multiple tackles four times• Two tackles in first collegiate appearance, against No. 3/3 Georgia	
DL		92 • MARCUS BRADLEY • 6-3 • 275 • Fr. • Gaithersburg, Md. • Quince Orchard	
		<ul style="list-style-type: none">• Undecided on a major• First career tackle for loss against No. 2 Georgia• Consensus four-star prospect, and fourth-rated prospect in Maryland• Named to the All-DMV Team and All-Defensive Team by NBC Sports Washington• Under Armour All-America Game invitee	
DL		94 • RAASHAAN WILKINS JR. • 6-3 • 310 • Sr. • Chicago, Ill. • Mt. Carmel	
		<ul style="list-style-type: none">• Majoring in economics• Started all nine games in 2020, one of six Commodores to do so• 2.0 tackles for loss and a fumble recovery against South Carolina• Starting defensive lineman in 2019 at Monterey Peninsula (California) College• Part of Monterey Peninsula unit that paced conference with 48.0 sacks• Enjoys playing Madden	
DL		99 • LORENZA SURGERS • 6-5 • 258 • Jr. • Cary, N.C. • Panther Creek	
		<ul style="list-style-type: none">• Majoring in communication studies• Registered his first career sack against UConn for a loss of nine yards• Senior captain for Panther Creek• Earned varsity letters in football and wrestling• Father is a Navy veteran• Mother is a physician	
DL		80 • ALEX WILLIAMS • 6-6 • 265 • Jr. • Akron, Ohio • Pickerington North	
		<ul style="list-style-type: none">• Majoring in sociology• Did not see action in 2020• Consensus three-star recruit• Signed with Ohio State out of high school• Ranked among Ohio's top 20 players as a prep senior	


Student-Athlete Profiles


LB		1 • ELIJAH MCALLISTER • 6-6 • 261 • Sr. • Rumson, N.J. • Rumson Fair Haven																																																													
		<ul style="list-style-type: none">• Majoring in medicine, health and society• First career interception at No. 20 Florida• SEC Academic Honor Roll• Played in all 12 games during the 2019 season• Led Rumson Fair Haven to four conference titles and state title• Comes from a family of singers																																																													
			<table><tr><th>TACKLES</th><th>G</th><th>UA</th><th>A</th><th>TOTAL</th><th>TFL</th><th>YDS</th><th>PD</th><th>FF</th><th>FR</th><th>BLKD</th><th>QBH</th></tr><tr><td>2019</td><td>12</td><td>15</td><td>11</td><td>26</td><td>4.5</td><td>15</td><td>1</td><td>1</td><td>2</td><td>0</td><td>3</td></tr><tr><td>2020</td><td>1</td><td>0</td><td>0</td><td>0</td><td>0.0</td><td>0</td><td>0</td><td>0</td><td>0</td><td>0</td><td>0</td></tr><tr><td>2021</td><td>8</td><td>9</td><td>7</td><td>16</td><td>0.0</td><td>0</td><td>1</td><td>0</td><td>0</td><td>0</td><td>1</td></tr><tr><td>TOTAL</td><td>21</td><td>24</td><td>18</td><td>42</td><td>4.5</td><td>15</td><td>2</td><td>1</td><td>2</td><td>0</td><td>4</td></tr></table>	TACKLES	G	UA	A	TOTAL	TFL	YDS	PD	FF	FR	BLKD	QBH	2019	12	15	11	26	4.5	15	1	1	2	0	3	2020	1	0	0	0	0.0	0	0	0	0	0	0	2021	8	9	7	16	0.0	0	1	0	0	0	1	TOTAL	21	24	18	42	4.5	15	2	1	2	0	4
		TACKLES	G	UA	A	TOTAL	TFL	YDS	PD	FF	FR	BLKD	QBH																																																		
		2019	12	15	11	26	4.5	15	1	1	2	0	3																																																		
2020	1	0	0	0	0.0	0	0	0	0	0	0																																																				
2021	8	9	7	16	0.0	0	1	0	0	0	1																																																				
TOTAL	21	24	18	42	4.5	15	2	1	2	0	4																																																				

LB		88 • MICHAEL OWUSU • 6-5 • 231 • 5th • Oxnard, Calif. • Oaks Christian																																																																									
		<ul style="list-style-type: none">• Pursuing a master's degree in learning, diversity and urban study• Played in eight games during the 2020 season• Prepped at powerful Oaks Christian in southern California• Three older brothers, Chris, Brian and Francis, all played college football• Standout forward in prep basketball																																																																									
			<table><tr><th>TACKLES</th><th>G</th><th>UA</th><th>A</th><th>TOTAL</th><th>TFL</th><th>YDS</th><th>PD</th><th>FF</th><th>FR</th><th>BLKD</th><th>QBH</th></tr><tr><td>2018</td><td>12</td><td>1</td><td>3</td><td>4</td><td>0.0</td><td>0</td><td>0</td><td>0</td><td>0</td><td>0</td><td>0</td></tr><tr><td>2019</td><td>8</td><td>2</td><td>6</td><td>8</td><td>3.0</td><td>10</td><td>0</td><td>0</td><td>0</td><td>0</td><td>0</td></tr><tr><td>2020</td><td>8</td><td>6</td><td>1</td><td>7</td><td>2.0</td><td>19</td><td>2</td><td>0</td><td>0</td><td>0</td><td>0</td></tr><tr><td>2021</td><td>8</td><td>10</td><td>15</td><td>25</td><td>3.0</td><td>11</td><td>2</td><td>0</td><td>0</td><td>0</td><td>3</td></tr><tr><td>TOTAL</td><td>36</td><td>19</td><td>25</td><td>44</td><td>8.0</td><td>37</td><td>4</td><td>0</td><td>0</td><td>0</td><td>4</td></tr></table>	TACKLES	G	UA	A	TOTAL	TFL	YDS	PD	FF	FR	BLKD	QBH	2018	12	1	3	4	0.0	0	0	0	0	0	0	2019	8	2	6	8	3.0	10	0	0	0	0	0	2020	8	6	1	7	2.0	19	2	0	0	0	0	2021	8	10	15	25	3.0	11	2	0	0	0	3	TOTAL	36	19	25	44	8.0	37	4	0	0	0	4
		TACKLES	G	UA	A	TOTAL	TFL	YDS	PD	FF	FR	BLKD	QBH																																																														
		2018	12	1	3	4	0.0	0	0	0	0	0	0																																																														
2019	8	2	6	8	3.0	10	0	0	0	0	0																																																																
2020	8	6	1	7	2.0	19	2	0	0	0	0																																																																
2021	8	10	15	25	3.0	11	2	0	0	0	3																																																																
TOTAL	36	19	25	44	8.0	37	4	0	0	0	4																																																																










LB		12 • BRAYDEN DEVAULT-SMITH • 6-3 • 227 • 5th • Nashville, Tenn. • Pearl-Cohn																																																																									
		<ul style="list-style-type: none">• Pursuing a master's degree in human development studies• Played in eight games during the 2020 season• Registered his first career sack against Ole Miss in 2020• 14 tackles during the 2019 season• Mom is an infection prevention nurse at Vanderbilt Medical Center• Pianist																																																																									
			<table><tr><th>TACKLES</th><th>G</th><th>UA</th><th>A</th><th>TOTAL</th><th>TFL</th><th>YDS</th><th>PD</th><th>FF</th><th>FR</th><th>BLKD</th><th>QBH</th></tr><tr><td>2018</td><td>13</td><td>4</td><td>4</td><td>8</td><td>0.0</td><td>0</td><td>0</td><td>0</td><td>0</td><td>0</td><td>0</td></tr><tr><td>2019</td><td>11</td><td>13</td><td>10</td><td>23</td><td>0.0</td><td>0</td><td>0</td><td>0</td><td>0</td><td>0</td><td>1</td></tr><tr><td>2020</td><td>8</td><td>10</td><td>6</td><td>16</td><td>2.5</td><td>3</td><td>1</td><td>0</td><td>0</td><td>0</td><td>1</td></tr><tr><td>2021</td><td>7</td><td>2</td><td>6</td><td>8</td><td>1.5</td><td>12</td><td>0</td><td>0</td><td>0</td><td>0</td><td>2</td></tr><tr><td>TOTAL</td><td>39</td><td>29</td><td>26</td><td>55</td><td>4.0</td><td>15</td><td>1</td><td>0</td><td>0</td><td>0</td><td>4</td></tr></table>	TACKLES	G	UA	A	TOTAL	TFL	YDS	PD	FF	FR	BLKD	QBH	2018	13	4	4	8	0.0	0	0	0	0	0	0	2019	11	13	10	23	0.0	0	0	0	0	0	1	2020	8	10	6	16	2.5	3	1	0	0	0	1	2021	7	2	6	8	1.5	12	0	0	0	0	2	TOTAL	39	29	26	55	4.0	15	1	0	0	0	4
		TACKLES	G	UA	A	TOTAL	TFL	YDS	PD	FF	FR	BLKD	QBH																																																														
		2018	13	4	4	8	0.0	0	0	0	0	0	0																																																														
2019	11	13	10	23	0.0	0	0	0	0	0	1																																																																
2020	8	10	6	16	2.5	3	1	0	0	0	1																																																																
2021	7	2	6	8	1.5	12	0	0	0	0	2																																																																
TOTAL	39	29	26	55	4.0	15	1	0	0	0	4																																																																

LB		0 • ANFERNEE ORJI • 6-2 • 230 • Jr. • Rockwall, Texas • Rockwall																																																													
		<ul style="list-style-type: none">• Majoring in computer engineering• Career-high 3.0 tackles for loss against UConn• Registered a team-high 66 tackles last season• Career-high 13 tackles in the 2020 home finale against Tennessee• Registered first career forced fumble at Kentucky in 2020• Family is Nigerian American																																																													
			<table><tr><th>TACKLES</th><th>G</th><th>UA</th><th>A</th><th>TOTAL</th><th>TFL</th><th>YDS</th><th>PD</th><th>FF</th><th>FR</th><th>BLKD</th><th>QBH</th></tr><tr><td>2019</td><td>9</td><td>2</td><td>4</td><td>6</td><td>0.0</td><td>0</td><td>1</td><td>0</td><td>0</td><td>0</td><td>1</td></tr><tr><td>2020</td><td>9</td><td>31</td><td>35</td><td>66</td><td>1.5</td><td>10</td><td>2</td><td>1</td><td>0</td><td>0</td><td>0</td></tr><tr><td>2021</td><td>8</td><td>36</td><td>22</td><td>58</td><td>8.5</td><td>32</td><td>0</td><td>0</td><td>0</td><td>0</td><td>1</td></tr><tr><td>TOTAL</td><td>26</td><td>69</td><td>61</td><td>130</td><td>10.0</td><td>42</td><td>3</td><td>1</td><td>0</td><td>0</td><td>2</td></tr></table>	TACKLES	G	UA	A	TOTAL	TFL	YDS	PD	FF	FR	BLKD	QBH	2019	9	2	4	6	0.0	0	1	0	0	0	1	2020	9	31	35	66	1.5	10	2	1	0	0	0	2021	8	36	22	58	8.5	32	0	0	0	0	1	TOTAL	26	69	61	130	10.0	42	3	1	0	0	2
		TACKLES	G	UA	A	TOTAL	TFL	YDS	PD	FF	FR	BLKD	QBH																																																		
		2019	9	2	4	6	0.0	0	1	0	0	0	1																																																		
2020	9	31	35	66	1.5	10	2	1	0	0	0																																																				
2021	8	36	22	58	8.5	32	0	0	0	0	1																																																				
TOTAL	26	69	61	130	10.0	42	3	1	0	0	2																																																				






LB		53 • ALSTON ORJI • 6-2 • 236 • Sr. • Rockwall, Texas • Rockwall																																																																									
		<ul style="list-style-type: none">• Majoring in American studies• Saw action in seven contests last season, including two starts• Played in four games and booked two tackles in 2019• Appeared in 11 contests in 2018 and tallied four tackles• Consensus four-star prospect coming out of high school• Younger brother Anfernee also plays for Vanderbilt																																																																									
			<table><tr><th>TACKLES</th><th>G</th><th>UA</th><th>A</th><th>TOTAL</th><th>TFL</th><th>YDS</th><th>PD</th><th>FF</th><th>FR</th><th>BLKD</th><th>QBH</th></tr><tr><td>2018</td><td>11</td><td>2</td><td>2</td><td>4</td><td>0.0</td><td>0</td><td>0</td><td>0</td><td>0</td><td>0</td><td>0</td></tr><tr><td>2019</td><td>4</td><td>1</td><td>1</td><td>2</td><td>0.0</td><td>0</td><td>0</td><td>0</td><td>0</td><td>0</td><td>0</td></tr><tr><td>2020</td><td>7</td><td>8</td><td>8</td><td>16</td><td>0.0</td><td>0</td><td>0</td><td>0</td><td>0</td><td>0</td><td>1</td></tr><tr><td>2021</td><td>--</td><td>--</td><td>--</td><td>--</td><td>--</td><td>--</td><td>--</td><td>--</td><td>--</td><td>--</td><td>--</td></tr><tr><td>TOTAL</td><td>22</td><td>11</td><td>11</td><td>22</td><td>0.0</td><td>0</td><td>0</td><td>0</td><td>0</td><td>0</td><td>1</td></tr></table>	TACKLES	G	UA	A	TOTAL	TFL	YDS	PD	FF	FR	BLKD	QBH	2018	11	2	2	4	0.0	0	0	0	0	0	0	2019	4	1	1	2	0.0	0	0	0	0	0	0	2020	7	8	8	16	0.0	0	0	0	0	0	1	2021	--	--	--	--	--	--	--	--	--	--	--	TOTAL	22	11	11	22	0.0	0	0	0	0	0	1
		TACKLES	G	UA	A	TOTAL	TFL	YDS	PD	FF	FR	BLKD	QBH																																																														
		2018	11	2	2	4	0.0	0	0	0	0	0	0																																																														
2019	4	1	1	2	0.0	0	0	0	0	0	0																																																																
2020	7	8	8	16	0.0	0	0	0	0	0	1																																																																
2021	--	--	--	--	--	--	--	--	--	--	--																																																																
TOTAL	22	11	11	22	0.0	0	0	0	0	0	1																																																																

LB		32 • ETHAN BARR • 6-3 • 244 • So. • Flower Mound, Texas • Marcus																																																	
		<ul style="list-style-type: none">• Majoring in human and organizational development• Two interceptions this season, including one at South Carolina• Played in all nine games last season• Personal-best 10 tackles at Missouri• Three-star prospect by 247Sports.com and ESPN.com• Three-year starter for Dallas-Fort Worth metro public power																																																	
			<table><tr><th>TACKLES</th><th>G</th><th>UA</th><th>A</th><th>TOTAL</th><th>TFL</th><th>YDS</th><th>PD</th><th>FF</th><th>FR</th><th>BLKD</th><th>QBH</th></tr><tr><td>2020</td><td>9</td><td>19</td><td>18</td><td>37</td><td>0.5</td><td>1</td><td>0</td><td>0</td><td>0</td><td>0</td><td>0</td></tr><tr><td>2021</td><td>8</td><td>32</td><td>27</td><td>59</td><td>1.5</td><td>2</td><td>5</td><td>0</td><td>0</td><td>0</td><td>2</td></tr><tr><td>TOTAL</td><td>17</td><td>51</td><td>45</td><td>96</td><td>2.0</td><td>3</td><td>5</td><td>0</td><td>0</td><td>0</td><td>2</td></tr></table>	TACKLES	G	UA	A	TOTAL	TFL	YDS	PD	FF	FR	BLKD	QBH	2020	9	19	18	37	0.5	1	0	0	0	0	0	2021	8	32	27	59	1.5	2	5	0	0	0	2	TOTAL	17	51	45	96	2.0	3	5	0	0	0	2
		TACKLES	G	UA	A	TOTAL	TFL	YDS	PD	FF	FR	BLKD	QBH																																						
		2020	9	19	18	37	0.5	1	0	0	0	0	0																																						
2021	8	32	27	59	1.5	2	5	0	0	0	2																																								
TOTAL	17	51	45	96	2.0	3	5	0	0	0	2																																								

Student-Athlete Profiles

DB		33 • DE'RICKEY WRIGHT • 6-4 • 230 • So. • Gadsden City, Ala. • Gadsden City <ul style="list-style-type: none">Undecided on a majorFirst career first fumble at South CarolinaPlayed in four games last seasonFour-star prospect by ESPNBorn and raised in northeast Alabama	<table><tr><th>TACKLES</th><th>G</th><th>UA</th><th>A</th><th>TOTAL</th><th>TFL</th><th>YDS</th><th>PD</th><th>FF</th><th>FR</th><th>BLKD</th><th>QBH</th></tr><tr><td>2020</td><td>4</td><td>3</td><td>3</td><td>6</td><td>0.0</td><td>0</td><td>0</td><td>0</td><td>1</td><td>0</td><td>0</td></tr><tr><td>2021</td><td>6</td><td>10</td><td>8</td><td>18</td><td>3.0</td><td>3</td><td>1</td><td>1</td><td>0</td><td>0</td><td>4</td></tr><tr><td>TOTAL</td><td>10</td><td>13</td><td>11</td><td>24</td><td>3.0</td><td>3</td><td>1</td><td>1</td><td>1</td><td>0</td><td>4</td></tr></table>	TACKLES	G	UA	A	TOTAL	TFL	YDS	PD	FF	FR	BLKD	QBH	2020	4	3	3	6	0.0	0	0	0	1	0	0	2021	6	10	8	18	3.0	3	1	1	0	0	4	TOTAL	10	13	11	24	3.0	3	1	1	1	0	4																								
		TACKLES	G	UA	A	TOTAL	TFL	YDS	PD	FF	FR	BLKD	QBH																																																														
2020	4	3	3	6	0.0	0	0	0	1	0	0																																																																
2021	6	10	8	18	3.0	3	1	1	0	0	4																																																																
TOTAL	10	13	11	24	3.0	3	1	1	1	0	4																																																																
DB		13 • GABE JEUDY-LALLY • 6-1 • 186 • Jr. • Charlotte, N.C. • Ardrey Kell <ul style="list-style-type: none">Majoring in human and organizational development and sociologySecond career interception against UConnArthur Ashe Jr. sports scholarRecorded his first career interception against Tennessee last seasonBorn in New York CityNational Honor Society member at Ardrey Kell High School	<table><tr><th>TACKLES</th><th>G</th><th>UA</th><th>A</th><th>TOTAL</th><th>TFL</th><th>YDS</th><th>PD</th><th>FF</th><th>FR</th><th>BLKD</th><th>QBH</th></tr><tr><td>2019</td><td>4</td><td>0</td><td>0</td><td>0</td><td>0.0</td><td>0</td><td>0</td><td>0</td><td>0</td><td>0</td><td>0</td></tr><tr><td>2020</td><td>7</td><td>10</td><td>3</td><td>13</td><td>1.0</td><td>1</td><td>2</td><td>0</td><td>0</td><td>0</td><td>0</td></tr><tr><td>2021</td><td>8</td><td>17</td><td>10</td><td>27</td><td>0.0</td><td>0</td><td>2</td><td>0</td><td>0</td><td>0</td><td>0</td></tr><tr><td>TOTAL</td><td>19</td><td>27</td><td>13</td><td>40</td><td>1.0</td><td>1</td><td>4</td><td>0</td><td>0</td><td>0</td><td>0</td></tr></table>	TACKLES	G	UA	A	TOTAL	TFL	YDS	PD	FF	FR	BLKD	QBH	2019	4	0	0	0	0.0	0	0	0	0	0	0	2020	7	10	3	13	1.0	1	2	0	0	0	0	2021	8	17	10	27	0.0	0	2	0	0	0	0	TOTAL	19	27	13	40	1.0	1	4	0	0	0	0												
		TACKLES	G	UA	A	TOTAL	TFL	YDS	PD	FF	FR	BLKD	QBH																																																														
2019	4	0	0	0	0.0	0	0	0	0	0	0																																																																
2020	7	10	3	13	1.0	1	2	0	0	0	0																																																																
2021	8	17	10	27	0.0	0	2	0	0	0	0																																																																
TOTAL	19	27	13	40	1.0	1	4	0	0	0	0																																																																
DB		28 • ALLAN GEORGE • 6-1 • 195 • 5th. • Andalusia, Ala. • Andalusia <ul style="list-style-type: none">Majoring in medicine, health and societyPlayed in all nine games last season, starting eightTied for third on the team in total tackles in 2020Two interceptions for his careerFirst pick of 2019 ended end-zone possession in win over No. 22 MissouriMarried Vanderbilt cheerleader Katlyn Richardson in July of 2021Four-year starting guard on Andalusia's basketball team	<table><tr><th>TACKLES</th><th>G</th><th>UA</th><th>A</th><th>TOTAL</th><th>TFL</th><th>YDS</th><th>PD</th><th>FF</th><th>FR</th><th>BLKD</th><th>QBH</th></tr><tr><td>2018</td><td>12</td><td>25</td><td>8</td><td>33</td><td>3.5</td><td>16</td><td>5</td><td>1</td><td>0</td><td>0</td><td>0</td></tr><tr><td>2019</td><td>12</td><td>25</td><td>13</td><td>38</td><td>3.0</td><td>8</td><td>6</td><td>0</td><td>1</td><td>0</td><td>0</td></tr><tr><td>2020</td><td>9</td><td>31</td><td>14</td><td>45</td><td>2.5</td><td>3</td><td>2</td><td>0</td><td>0</td><td>0</td><td>0</td></tr><tr><td>2021</td><td>8</td><td>16</td><td>5</td><td>21</td><td>1.0</td><td>1</td><td>3</td><td>0</td><td>0</td><td>1</td><td>1</td></tr><tr><td>TOTAL</td><td>41</td><td>97</td><td>40</td><td>137</td><td>10.0</td><td>28</td><td>16</td><td>1</td><td>1</td><td>1</td><td>1</td></tr></table>	TACKLES	G	UA	A	TOTAL	TFL	YDS	PD	FF	FR	BLKD	QBH	2018	12	25	8	33	3.5	16	5	1	0	0	0	2019	12	25	13	38	3.0	8	6	0	1	0	0	2020	9	31	14	45	2.5	3	2	0	0	0	0	2021	8	16	5	21	1.0	1	3	0	0	1	1	TOTAL	41	97	40	137	10.0	28	16	1	1	1	1
		TACKLES	G	UA	A	TOTAL	TFL	YDS	PD	FF	FR	BLKD	QBH																																																														
2018	12	25	8	33	3.5	16	5	1	0	0	0																																																																
2019	12	25	13	38	3.0	8	6	0	1	0	0																																																																
2020	9	31	14	45	2.5	3	2	0	0	0	0																																																																
2021	8	16	5	21	1.0	1	3	0	0	1	1																																																																
TOTAL	41	97	40	137	10.0	28	16	1	1	1	1																																																																
DB		23 • JAYLEN MAHONEY • 5-11 • 191 • Jr. • Rock Hill, S.C. • South Pointe <ul style="list-style-type: none">Majoring in human and organizational developmentTwo interceptions this season, including one against Mississippi StateSecond career sack against UConnStarted all eight games played last seasonCareer-high tying 10 stops against both South Carolina and Mississippi StateFirst career interception at Tennessee in 2019	<table><tr><th>TACKLES</th><th>G</th><th>UA</th><th>A</th><th>TOTAL</th><th>TFL</th><th>YDS</th><th>PD</th><th>FF</th><th>FR</th><th>BLKD</th><th>QBH</th></tr><tr><td>2019</td><td>12</td><td>10</td><td>13</td><td>23</td><td>1.5</td><td>11</td><td>3</td><td>0</td><td>1</td><td>0</td><td>0</td></tr><tr><td>2020</td><td>8</td><td>33</td><td>24</td><td>57</td><td>2.0</td><td>6</td><td>2</td><td>0</td><td>1</td><td>0</td><td>0</td></tr><tr><td>2021</td><td>8</td><td>31</td><td>8</td><td>39</td><td>4.5</td><td>16</td><td>4</td><td>0</td><td>1</td><td>0</td><td>0</td></tr><tr><td>TOTAL</td><td>28</td><td>74</td><td>45</td><td>119</td><td>8.0</td><td>33</td><td>9</td><td>0</td><td>3</td><td>0</td><td>0</td></tr></table>	TACKLES	G	UA	A	TOTAL	TFL	YDS	PD	FF	FR	BLKD	QBH	2019	12	10	13	23	1.5	11	3	0	1	0	0	2020	8	33	24	57	2.0	6	2	0	1	0	0	2021	8	31	8	39	4.5	16	4	0	1	0	0	TOTAL	28	74	45	119	8.0	33	9	0	3	0	0												
		TACKLES	G	UA	A	TOTAL	TFL	YDS	PD	FF	FR	BLKD	QBH																																																														
2019	12	10	13	23	1.5	11	3	0	1	0	0																																																																
2020	8	33	24	57	2.0	6	2	0	1	0	0																																																																
2021	8	31	8	39	4.5	16	4	0	1	0	0																																																																
TOTAL	28	74	45	119	8.0	33	9	0	3	0	0																																																																
DB		44 • ALAN WRIGHT • 6-0 • 181 • Fr. • Fayetteville, Ga. • Woodward Academy <ul style="list-style-type: none">Undecided on a majorLettered three years at Woodward Academy under coach John HuntAll-Region 4-AAAA first team selection in 2019 and 2020Finished senior year with 420 kickoff return yards and 120 punt return yardsBrother, Mike, is a quarterback on the Vanderbilt football teamHas played the saxophone since sixth grade	<table><tr><th>TACKLES</th><th>G</th><th>UA</th><th>A</th><th>TOTAL</th><th>TFL</th><th>YDS</th><th>PD</th><th>FF</th><th>FR</th><th>BLKD</th><th>QBH</th></tr><tr><td>2021</td><td>--</td><td>--</td><td>--</td><td>--</td><td>--</td><td>--</td><td>--</td><td>--</td><td>--</td><td>--</td><td>--</td></tr><tr><td>TOTAL</td><td>--</td><td>--</td><td>--</td><td>--</td><td>--</td><td>--</td><td>--</td><td>--</td><td>--</td><td>--</td><td>--</td></tr></table>	TACKLES	G	UA	A	TOTAL	TFL	YDS	PD	FF	FR	BLKD	QBH	2021	--	--	--	--	--	--	--	--	--	--	--	TOTAL	--	--	--	--	--	--	--	--	--	--	--																																				
		TACKLES	G	UA	A	TOTAL	TFL	YDS	PD	FF	FR	BLKD	QBH																																																														
2021	--	--	--	--	--	--	--	--	--	--	--																																																																
TOTAL	--	--	--	--	--	--	--	--	--	--	--																																																																
DB		3 • DASHAUN JERKINS • 6-0 • 200 • Sr. • Woodbridge, Va. • Woodbridge <ul style="list-style-type: none">Majoring in medicine, health and societyThree interceptions this season to lead the teamPlayed eight games last season, including six startsTied for third on the team in total tackles in 2020Forced fumbles at No. 10/11 Texas A&M and vs. No. 6/5 FloridaPlayed in 11 games and earned nine starts in 201914 tackles and a fumble recovery versus No. 3/3 Georgia (2019)	<table><tr><th>TACKLES</th><th>G</th><th>UA</th><th>A</th><th>TOTAL</th><th>TFL</th><th>YDS</th><th>PD</th><th>FF</th><th>FR</th><th>BLKD</th><th>QBH</th></tr><tr><td>2018</td><td>2</td><td>0</td><td>0</td><td>0</td><td>0.0</td><td>0</td><td>0</td><td>0</td><td>0</td><td>0</td><td>0</td></tr><tr><td>2019</td><td>11</td><td>34</td><td>24</td><td>58</td><td>0.5</td><td>0</td><td>2</td><td>0</td><td>1</td><td>0</td><td>0</td></tr><tr><td>2020</td><td>8</td><td>17</td><td>28</td><td>45</td><td>0.0</td><td>0</td><td>3</td><td>2</td><td>1</td><td>0</td><td>0</td></tr><tr><td>2021</td><td>8</td><td>17</td><td>14</td><td>31</td><td>0.5</td><td>1</td><td>5</td><td>0</td><td>1</td><td>0</td><td>0</td></tr><tr><td>TOTAL</td><td>28</td><td>68</td><td>68</td><td>134</td><td>1.0</td><td>1</td><td>10</td><td>2</td><td>3</td><td>0</td><td>0</td></tr></table>	TACKLES	G	UA	A	TOTAL	TFL	YDS	PD	FF	FR	BLKD	QBH	2018	2	0	0	0	0.0	0	0	0	0	0	0	2019	11	34	24	58	0.5	0	2	0	1	0	0	2020	8	17	28	45	0.0	0	3	2	1	0	0	2021	8	17	14	31	0.5	1	5	0	1	0	0	TOTAL	28	68	68	134	1.0	1	10	2	3	0	0
		TACKLES	G	UA	A	TOTAL	TFL	YDS	PD	FF	FR	BLKD	QBH																																																														
2018	2	0	0	0	0.0	0	0	0	0	0	0																																																																
2019	11	34	24	58	0.5	0	2	0	1	0	0																																																																
2020	8	17	28	45	0.0	0	3	2	1	0	0																																																																
2021	8	17	14	31	0.5	1	5	0	1	0	0																																																																
TOTAL	28	68	68	134	1.0	1	10	2	3	0	0																																																																
DB		27 • BRENDON HARRIS • 6-1 • 214 • Sr. • Chattanooga, Tenn. • Baylor School <ul style="list-style-type: none">Majoring in medicine, health and societyPlayed in seven games last season, including three startsCareer-high tying 10 tackles against Mississippi State and TennesseeForced first career fumble against South CarolinaAppeared in 11 games and started three in 2019Born and raised in Chattanooga, Tenn.	<table><tr><th>TACKLES</th><th>G</th><th>UA</th><th>A</th><th>TOTAL</th><th>TFL</th><th>YDS</th><th>PD</th><th>FF</th><th>FR</th><th>BLKD</th><th>QBH</th></tr><tr><td>2018</td><td>4</td><td>1</td><td>0</td><td>1</td><td>0.0</td><td>0</td><td>0</td><td>0</td><td>0</td><td>0</td><td>0</td></tr><tr><td>2019</td><td>10</td><td>32</td><td>19</td><td>51</td><td>1.0</td><td>1</td><td>2</td><td>0</td><td>0</td><td>0</td><td>0</td></tr><tr><td>2020</td><td>7</td><td>26</td><td>16</td><td>42</td><td>1.0</td><td>1</td><td>3</td><td>1</td><td>0</td><td>0</td><td>0</td></tr><tr><td>2021</td><td>8</td><td>12</td><td>8</td><td>20</td><td>0.5</td><td>4</td><td>2</td><td>0</td><td>0</td><td>0</td><td>1</td></tr><tr><td>TOTAL</td><td>29</td><td>71</td><td>43</td><td>114</td><td>2.5</td><td>6</td><td>7</td><td>1</td><td>0</td><td>0</td><td>1</td></tr></table>	TACKLES	G	UA	A	TOTAL	TFL	YDS	PD	FF	FR	BLKD	QBH	2018	4	1	0	1	0.0	0	0	0	0	0	0	2019	10	32	19	51	1.0	1	2	0	0	0	0	2020	7	26	16	42	1.0	1	3	1	0	0	0	2021	8	12	8	20	0.5	4	2	0	0	0	1	TOTAL	29	71	43	114	2.5	6	7	1	0	0	1
		TACKLES	G	UA	A	TOTAL	TFL	YDS	PD	FF	FR	BLKD	QBH																																																														
2018	4	1	0	1	0.0	0	0	0	0	0	0																																																																
2019	10	32	19	51	1.0	1	2	0	0	0	0																																																																
2020	7	26	16	42	1.0	1	3	1	0	0	0																																																																
2021	8	12	8	20	0.5	4	2	0	0	0	1																																																																
TOTAL	29	71	43	114	2.5	6	7	1	0	0	1																																																																
DB		11 • JUSTIN HARRIS • 6-1 • 195 • Jr. • Attalla, Ala. • Etowah <ul style="list-style-type: none">Majoring in economics with a minor in businessNine games played in 2020, starts against No. 20 LSU and No. 6 FloridaPlayed in four games as a true freshman in 2019Father, Eddie, played football at Jacksonville State and Delta StateServed as the student government vice president at Etowah	<table><tr><th>TACKLES</th><th>G</th><th>UA</th><th>A</th><th>TOTAL</th><th>TFL</th><th>YDS</th><th>PD</th><th>FF</th><th>FR</th><th>BLKD</th><th>QBH</th></tr><tr><td>2019</td><td>4</td><td>0</td><td>0</td><td>0</td><td>0.0</td><td>0</td><td>0</td><td>0</td><td>0</td><td>0</td><td>0</td></tr><tr><td>2020</td><td>9</td><td>3</td><td>6</td><td>9</td><td>0.0</td><td>0</td><td>1</td><td>0</td><td>0</td><td>0</td><td>0</td></tr><tr><td>2021</td><td>3</td><td>2</td><td>2</td><td>4</td><td>0.0</td><td>0</td><td>0</td><td>0</td><td>0</td><td>0</td><td>0</td></tr><tr><td>TOTAL</td><td>16</td><td>5</td><td>8</td><td>13</td><td>0.0</td><td>0</td><td>1</td><td>0</td><td>0</td><td>0</td><td>0</td></tr></table>	TACKLES	G	UA	A	TOTAL	TFL	YDS	PD	FF	FR	BLKD	QBH	2019	4	0	0	0	0.0	0	0	0	0	0	0	2020	9	3	6	9	0.0	0	1	0	0	0	0	2021	3	2	2	4	0.0	0	0	0	0	0	0	TOTAL	16	5	8	13	0.0	0	1	0	0	0	0												
		TACKLES	G	UA	A	TOTAL	TFL	YDS	PD	FF	FR	BLKD	QBH																																																														
2019	4	0	0	0	0.0	0	0	0	0	0	0																																																																
2020	9	3	6	9	0.0	0	1	0	0	0	0																																																																
2021	3	2	2	4	0.0	0	0	0	0	0	0																																																																
TOTAL	16	5	8	13	0.0	0	1	0	0	0	0																																																																
DB		21 • MAX WORSHIP • 6-1 • 210 • Sr. • Fort Lauderdale, Fla. • Cardinal Gibbons <ul style="list-style-type: none">Majoring in human and organizational developmentFirst career interception against UConnBooked career-high nine against No. 2 GeorgiaSeven games played, six starts in 2020Registered seven stops against South Carolina in first career startSister, Domonique, serves as an attorney for the NBA	<table><tr><th>TACKLES</th><th>G</th><th>UA</th><th>A</th><th>TOTAL</th><th>TFL</th><th>YDS</th><th>PD</th><th>FF</th><th>FR</th><th>BLKD</th><th>QBH</th></tr><tr><td>2018</td><td>13</td><td>3</td><td>4</td><td>7</td><td>0.0</td><td>0</td><td>0</td><td>0</td><td>0</td><td>0</td><td>0</td></tr><tr><td>2019</td><td>9</td><td>8</td><td>6</td><td>14</td><td>0.0</td><td>0</td><td>0</td><td>0</td><td>0</td><td>0</td><td>0</td></tr><tr><td>2020</td><td>7</td><td>15</td><td>16</td><td>31</td><td>0.5</td><td>0</td><td>2</td><td>0</td><td>0</td><td>0</td><td>2</td></tr><tr><td>2021</td><td>8</td><td>30</td><td>5</td><td>35</td><td>2.5</td><td>7</td><td>2</td><td>0</td><td>0</td><td>0</td><td>0</td></tr><tr><td>TOTAL</td><td>37</td><td>56</td><td>31</td><td>87</td><td>3.0</td><td>7</td><td>4</td><td>0</td><td>0</td><td>0</td><td>2</td></tr></table>	TACKLES	G	UA	A	TOTAL	TFL	YDS	PD	FF	FR	BLKD	QBH	2018	13	3	4	7	0.0	0	0	0	0	0	0	2019	9	8	6	14	0.0	0	0	0	0	0	0	2020	7	15	16	31	0.5	0	2	0	0	0	2	2021	8	30	5	35	2.5	7	2	0	0	0	0	TOTAL	37	56	31	87	3.0	7	4	0	0	0	2
		TACKLES	G	UA	A	TOTAL	TFL	YDS	PD	FF	FR	BLKD	QBH																																																														
2018	13	3	4	7	0.0	0	0	0	0	0	0																																																																
2019	9	8	6	14	0.0	0	0	0	0	0	0																																																																
2020	7	15	16	31	0.5	0	2	0	0	0	2																																																																
2021	8	30	5	35	2.5	7	2	0	0	0	0																																																																
TOTAL	37	56	31	87	3.0	7	4	0	0	0	2																																																																

Student-Athlete Profiles

K		59 • PIERSON COOKE • 6-0 • 209 • Sr. • Bloomfield Hills, Mich. • Cranbrook-Kingswood <ul style="list-style-type: none">• Majoring in political science• Played in eight games last season, missing only the Missouri contest• Kicked off 27 times for 1,625 yards (60.2 yards/kick) with 12 touchbacks• Career-long 41-yard field goal at Mississippi State• Connected on his first career field goal attempt from 33 yards• SEC Academic Honor Roll	<table><tr><th>FIELD GOALS</th><th>G</th><th>FGM-FGA</th><th>%</th><th>1-29</th><th>30-39</th><th>40-49</th><th>50+</th><th>LG</th><th>PAT</th></tr><tr><td>2020</td><td>8</td><td>4-9</td><td>44.4</td><td>1-3</td><td>2-2</td><td>1-2</td><td>0-2</td><td>41</td><td>9-9</td></tr><tr><td>2021</td><td>6</td><td>0-0</td><td>--</td><td>--</td><td>--</td><td>--</td><td>--</td><td>--</td><td>--</td></tr><tr><td>TOTAL</td><td>14</td><td>4-9</td><td>44.4</td><td>1-3</td><td>2-2</td><td>1-2</td><td>0-2</td><td>41</td><td>9-9</td></tr></table>	FIELD GOALS	G	FGM-FGA	%	1-29	30-39	40-49	50+	LG	PAT	2020	8	4-9	44.4	1-3	2-2	1-2	0-2	41	9-9	2021	6	0-0	--	--	--	--	--	--	--	TOTAL	14	4-9	44.4	1-3	2-2	1-2	0-2	41	9-9
FIELD GOALS	G	FGM-FGA	%	1-29	30-39	40-49	50+	LG	PAT																																		
2020	8	4-9	44.4	1-3	2-2	1-2	0-2	41	9-9																																		
2021	6	0-0	--	--	--	--	--	--	--																																		
TOTAL	14	4-9	44.4	1-3	2-2	1-2	0-2	41	9-9																																		
K		36 • JOSEPH BULOVAS • 6-0 • 210 • 5th • Mandeville, La. • Mandeville <ul style="list-style-type: none">• Pursuing a master's degree in marketing• Drilled the game-winning field goal at Colorado State from 38 yards out• Spent the 2017-20 seasons with Alabama, appearing in 26 games• Set the Alabama single-season PAT record with 75 makes in 2018• Ranked seventh in the SEC in points per game in 2018 with 7.8	<table><tr><th>FIELD GOALS</th><th>G</th><th>FGM-FGA</th><th>%</th><th>1-29</th><th>30-39</th><th>40-49</th><th>50+</th><th>LG</th><th>PAT</th></tr><tr><td>2021</td><td>8</td><td>10-15</td><td>66.7</td><td>3-3</td><td>4-6</td><td>2-5</td><td>1-1</td><td>53</td><td>10-10</td></tr><tr><td>TOTAL</td><td>8</td><td>10-15</td><td>66.7</td><td>3-3</td><td>4-6</td><td>2-5</td><td>1-1</td><td>53</td><td>10-10</td></tr></table>	FIELD GOALS	G	FGM-FGA	%	1-29	30-39	40-49	50+	LG	PAT	2021	8	10-15	66.7	3-3	4-6	2-5	1-1	53	10-10	TOTAL	8	10-15	66.7	3-3	4-6	2-5	1-1	53	10-10										
FIELD GOALS	G	FGM-FGA	%	1-29	30-39	40-49	50+	LG	PAT																																		
2021	8	10-15	66.7	3-3	4-6	2-5	1-1	53	10-10																																		
TOTAL	8	10-15	66.7	3-3	4-6	2-5	1-1	53	10-10																																		
K		61 • WILL FARIS • 5-11 • 166 • Fr. • Dallas, Texas • Lake Highlands <ul style="list-style-type: none">• Undecided on a major• Lettered two years at Lake Highlands under coach Lonnie Jordan• Two-time first team all-district, all-city and academic all-city selection• Member of the Lake Highlands Young Men's Service League• National Honor Society Member	<table><tr><th>FIELD GOALS</th><th>G</th><th>FGM-FGA</th><th>%</th><th>1-29</th><th>30-39</th><th>40-49</th><th>50+</th><th>LG</th><th>PAT</th></tr><tr><td>2021</td><td>--</td><td>--</td><td>--</td><td>--</td><td>--</td><td>--</td><td>--</td><td>--</td><td>--</td></tr><tr><td>TOTAL</td><td>--</td><td>--</td><td>--</td><td>--</td><td>--</td><td>--</td><td>--</td><td>--</td><td>--</td></tr></table>	FIELD GOALS	G	FGM-FGA	%	1-29	30-39	40-49	50+	LG	PAT	2021	--	--	--	--	--	--	--	--	--	TOTAL	--	--	--	--	--	--	--	--	--										
FIELD GOALS	G	FGM-FGA	%	1-29	30-39	40-49	50+	LG	PAT																																		
2021	--	--	--	--	--	--	--	--	--																																		
TOTAL	--	--	--	--	--	--	--	--	--																																		
P		95 • HARRISON SMITH • 5-10 • 183 • Sr. • Franklin, Tenn. • Brentwood Academy <ul style="list-style-type: none">• Majoring in biological sciences, and classical and Mediterranean studies• Played in eight games last season• Averaged 41.0 yards a kick in 2020 with 18 downed inside the opponent 20-yard line• Caused 16 fair catches with just one touchback• Class salutatorian at Brentwood Academy• Lettered in football, wrestling, tennis and track and field at Brentwood	<table><tr><th>PUNTING</th><th>G</th><th>NO</th><th>YARDS</th><th>AVG.</th><th>LONG</th><th>I-20</th><th>50+</th></tr><tr><td>2019</td><td>12</td><td>77</td><td>3,313</td><td>43.0</td><td>66</td><td>31</td><td>16</td></tr><tr><td>2020</td><td>8</td><td>46</td><td>1,887</td><td>41.0</td><td>56</td><td>18</td><td>13</td></tr><tr><td>2021</td><td>8</td><td>54</td><td>2,367</td><td>43.8</td><td>66</td><td>13</td><td>16</td></tr><tr><td>TOTAL</td><td>28</td><td>177</td><td>7,567</td><td>42.8</td><td>66</td><td>62</td><td>45</td></tr></table>	PUNTING	G	NO	YARDS	AVG.	LONG	I-20	50+	2019	12	77	3,313	43.0	66	31	16	2020	8	46	1,887	41.0	56	18	13	2021	8	54	2,367	43.8	66	13	16	TOTAL	28	177	7,567	42.8	66	62	45
PUNTING	G	NO	YARDS	AVG.	LONG	I-20	50+																																				
2019	12	77	3,313	43.0	66	31	16																																				
2020	8	46	1,887	41.0	56	18	13																																				
2021	8	54	2,367	43.8	66	13	16																																				
TOTAL	28	177	7,567	42.8	66	62	45																																				
P		30 • JARED WHEATLEY • 6-1 • 205 • Jr. • Indian Trail, N.C. • Porter Ridge <ul style="list-style-type: none">• Majoring in economics• Played in one game last season, against Ole Miss• Punted five times for 166 yards (33.2 yards/punt)• Downed four balls inside the Rebel 20-yard line• 2018 South Charlotte Punter of the Year• Away from football, enjoys fishing, golfing, snow skiing and hiking	<table><tr><th>PUNTING</th><th>G</th><th>NO</th><th>YARDS</th><th>AVG.</th><th>LONG</th><th>I-20</th><th>50+</th></tr><tr><td>2020</td><td>1</td><td>5</td><td>166</td><td>33.2</td><td>55</td><td>4</td><td>1</td></tr><tr><td>2021</td><td>--</td><td>--</td><td>--</td><td>--</td><td>--</td><td>--</td><td>--</td></tr><tr><td>TOTAL</td><td>1</td><td>5</td><td>166</td><td>33.2</td><td>55</td><td>4</td><td>1</td></tr></table>	PUNTING	G	NO	YARDS	AVG.	LONG	I-20	50+	2020	1	5	166	33.2	55	4	1	2021	--	--	--	--	--	--	--	TOTAL	1	5	166	33.2	55	4	1								
PUNTING	G	NO	YARDS	AVG.	LONG	I-20	50+																																				
2020	1	5	166	33.2	55	4	1																																				
2021	--	--	--	--	--	--	--																																				
TOTAL	1	5	166	33.2	55	4	1																																				


Coaching Staff



Clark Lea
Head Coach
Vanderbilt '04

Season	School	Position	Record	Notes
2006	UCLA	Graduate Assistant • Defense	7-6	Emerald Bowl appearance
2007	South Dakota State	Assistant Coach • Linebackers	7-4	Led three of Great West's top four tacklers
2008	South Dakota State	Assistant Coach • Linebackers	7-5	Played six games while ranked among top 25
2009	UCLA	Graduate Assistant • Linebackers	7-6	Eagle Bank Bowl champion
2010	UCLA	Assistant Coach • Linebackers	4-8	Linebacker Akeem Ayers named Dick Butkus Award finalist
2011	UCLA	Assistant Coach • Linebackers	6-8	Pac-12 South champion • Fight Hunter Bowl champion
2012	Bowling Green	Assistant Coach • Linebackers	8-5	Military Bowl appearance • Defense led MAC in nine categories
2013	Syracuse	Assistant Coach • Linebackers	7-6	Texas Bowl champion • Top 20 in third-down defense, TFLs, sacks
2014	Syracuse	Assistant Coach • Linebackers	3-9	One of four FBS teams to surrender fewer than 10 rushing touchdowns
2015	Syracuse	Assistant Coach • Linebackers	4-8	
2016	Wake Forest	Assistant Coach • Linebackers	7-6	Military Bowl champion • Top 20 in turnovers, sacks and scoring defense
2017	Notre Dame	Assistant Coach • Linebackers	10-3	Citrus Bowl champion • Last FBS team to surrender more than 20 points
2018	Notre Dame	Defensive Coordinator • Linebackers	12-1	College Football Playoff appearance
2019	Notre Dame	Defensive Coordinator • Linebackers	11-2	Camping World Bowl champion • Second in touchdown passes allowed (7)
2020	Notre Dame	Defensive Coordinator • Linebackers	10-2	College Football Playoff • Owusu-Koramoah named Butkus Award winner
2021	Vanderbilt	Head Coach	2-6	--

- Lea is in his first season as head coach, taking over at Vanderbilt in December of 2020
- Lea has coached in 10 bowl games in his career, including two College Football Playoff appearances, and owns a 5-5 (.500) record in bowl tilts
- Mentored two Butkus Award winners in Jeremiah Owusu-Koramoah (Notre Dame • 2020) and Eric Kendricks (UCLA • 2015)
- A native of Nashville, Lea began his collegiate career playing baseball at Birmingham-Southern, leading the club to an NAIA championship his freshman season (2001)
- Lea transferred to Belmont to play baseball in 2002
- Lea finished his student-athlete experience at Vanderbilt, playing fullback (began as a walk-on before earning scholarship with the Commodores)
- He earned both his undergraduate (2004) and graduate (2007) degrees from Vanderbilt in political science



Justin Lustig
Special Teams Coordinator
Tight Ends
Bucknell '00



Jesse Minter
Safeties
Mount Saint Joseph '05



David Raih
Wide Receivers
Iowa '03



Joey Lynch
Quarterbacks
Ball State '07



Norval McKenzie
Running Backs
Vanderbilt '05




AJ Blazek
Offensive Line
Iowa '02



Inoke Breckterfield
Defensive Line
Oregon State '99



John Egorugwu
Linebackers
William Jewell '07



Jovan Haye
Defensive Ends
Vanderbilt '07



LaMar Morgan
Cornerbacks
Louisiana Lafayette '07

2021 Statistics

	Overall	Home	Away	Neutral	
Overall	2-6	1-4	1-2	0-0	
Conference	0-4	0-2	0-2	0-0	
	Vanderbilt		Opponents		
SCORING	106		283		
Points Per Game	13.2		35.4		
Points Off Turnovers	34		62		
FIRST DOWNS	132		171		
Rushing	46		69		
Passing	69		89		
Penalty	17		13		
RUSHING YARDAGE	798		1397		
Yards gained rushing	960		1522		
Yards lost rushing	162		125		
Rushing Attempts	263		270		
Average Per Rush	3.0		5.2		
Average Per Game	99.8		174.6		
TDs Rushing	4		13		
PASSING YARDAGE	1533		2289		
Comp-Att-Int	153-275-10		184-288-10		
Average Per Pass	5.6		7.9		
Average Per Catch	10.0		12.4		
Average Per Game	191.6		286.1		
TDs Passing	7		22		
TOTAL OFFENSE	2331		3686		
Total Plays	538		558		
Average Per Play	4.3		6.6		
Average Per Game	291.4		460.8		
KICK RETURNS: #Yards	20-301		14-355		
PUNT RETURNS: #Yards	5-40		13-132		
INT RETURNS: #Yards	10-0		10-152		
KICK RETURN AVERAGE	15.1		25.4		
PUNT RETURN AVERAGE	8.0		10.2		
INT RETURN AVERAGE	0.0		21.7		
FUMBLES-LOST	9-5		6-2		
PENALTIES-Yards	44-377		68-568		
Average Per Game	47.1		71.0		
PUNTS-Yards	54-2363		29-1346		
Average Per Punt	43.8		46.4		
Net punt average	40.6		43.0		
KICKOFFS-Yards	27-1716		54-3015		
Average Per Kick	63.6		55.8		
Net kick average	39.3		42.4		
TIME OF POSSESSION/Game	28:01		30:32		
3RD-DOWN Conversions	38/125		41/106		
3rd-Down Pct	30%		39%		
4TH-DOWN Conversions	9/14		9/14		
4th-Down Pct	64%		64%		
SACKS BY-Yards	7-56		16-120		
MISC YARDS	0		0		
TOUCHDOWNS SCORED	11		36		
FIELD GOALS-ATTEMPTS	10-15		11-15		
ON-SIDE KICKS	0-0		0-0		
RED-ZONE SCORES	(13-18) 72%		(32-40) 80%		
RED-ZONE TOUCHDOWNS	(7-18) 39%		(25-40) 63%		
PAT-ATTEMPTS	(10-10) 100%		(34-34) 100%		
ATTENDANCE	118585		150953		
Games/Avg Per Game	5/23717		3/50318		
Neutral Site Games	0/0		0/0		
SCORE BY QUARTERS	1st	2nd	3rd	4th	Total
Vanderbilt	16	38	27	25	106
Opponents	100	64	55	64	283

Rushing	GP	Att	Gain	Loss	Net	Avg	TD	Long	Avg/G
Rocko Griffin Jr.	8	89	310	14	296	3.3	2	36	37.0
Re'Mahn Davis	3	44	211	0	211	4.8	1	26	70.3
Patrick Smith	7	39	147	1	146	3.7	0	14	20.9
Mike Wright	6	45	191	57	134	3.0	0	15	22.3
Devin Boddie Jr.	8	4	13	0	13	3.2	0	8	1.6
James Ziglor III	7	4	10	4	6	1.5	0	6	0.9
Dylan Betts-Pauley	1	2	0	0	0	0.0	0	0	0.0
TEAM	8	1	0	1	-1	-1.0	0	0	-0.1
Ken Seals	6	35	78	85	-7	-0.2	1	19	-1.2
Total	8	263	960	162	798	3.0	4	36	99.8
Opponents	8	270	1522	125	1397	5.2	13	61	174.6

Passing	G	Effic	Cmp-Att-Int	Pct	Yds	TD	Lng	Avg/G
Ken Seals	6	100.84	114-206-7	55.3	1086	5	38	181.0
Mike Wright	6	114.97	34-61-3	55.7	423	2	61	70.5
Jeremy Moussa	2	87.70	5-8-0	62.5	24	0	7	12.0
Total	8	103.59	153-275-10	55.6	1533	7	61	191.6
Opponents	8	148.92	184-288-10	63.9	2289	22	82	286.1

Receiving	G	No.	Yds	Avg	TD	Long	Avg/G
Will Sheppard	8	35	457	13.1	3	52	57.1
Chris Pierce Jr.	8	33	373	11.3	1	31	46.6
Devin Boddie Jr.	8	28	259	9.2	1	61	32.4
Cam Johnson	8	24	237	9.9	2	44	29.6
Patrick Smith	7	9	55	6.1	0	21	7.9
Rocko Griffin Jr.	8	8	23	2.9	0	7	2.9
Ben Bresnahan	5	6	62	10.3	0	30	12.4
Re'Mahn Davis	3	5	27	5.4	0	11	9.0
Gavin Schoenwald	7	2	26	13.0	0	19	3.7
Amir Abdur-Rahman	8	2	9	4.5	0	5	1.1
Logan Kyle	1	1	5	5.0	0	5	5.0
Total	8	153	1533	10.0	7	61	191.6
Opponents	8	184	2289	12.4	22	82	286.1

Punt Returns	No.	Yds	Avg	TD	Long
Cam Johnson	5	40	8.0	0	24
Total	5	40	8.0	0	24
Opponents	13	132	10.2	0	48

Kick Returns	No.	Yds	Avg	TD	Long
James Ziglor III	10	163	16.3	0	27
Cam Johnson	5	73	14.6	0	23
Rocko Griffin Jr.	3	38	12.7	0	18
Devin Boddie Jr.	1	10	10.0	0	10
Allan George	1	17	17.0	0	17
Total	20	301	15.1	0	27
Opponents	14	355	25.4	0	39

2021 Statistics

Int. Returns	No.	Yds	Avg	TD	Long
Ethan Barr	2	17	8.5	0	17
Dashaun Jenkins	3	-1	-0.3	0	0
Elijah McAllister	1	-3	0.0	0	0
Gabe Jeudy-Lally	1	0	0.0	0	0
Maxwell Worship	1	1	1.0	0	1
Jaylen Mahoney	2	0	0.0	0	0
Total	10	14	1.4	0	17
Opponents	10	152	15.2	0	80

Fumble Returns	No.	Yards	Avg.	TD	Long
Jaylen Mahoney	1	0	0	0	0
Dashaun Jenkins	1	0	0	0	0
Total	2	0	0	0	0
Opponents	6	12	2.0	1	12

Punting	No.	Yds	Avg	Long	TB	FC	I20	50+	Blkd.
Harrison Smith	54	2363	43.8	66	2	15	14	16	0
Total	54	2363	43.8	66	2	15	14	16	0
Opponents	29	1346	46.4	81	3	7	10	13	1

Field Goals	FGM-FGA	Pct	01-19	20-29	30-39	40-49	50-99	Lg	Blkd.
Joseph Bulovas	10-15	66.7	0-0	3-3	4-6	2-5	1-1	53	0

Field Goal Sequence	Vanderbilt	Opponent
East Tennessee State	(53)	(41),(25),(34)
at Colorado State	(38)	39,46
Stanford	44,(34)	(46),(35)
Georgia	49	(31),(36)
UConn	(39),(27),(31)	(38),(44),(31),22
at Florida	39,41,33	-
South Carolina	(42),(28)	38
Mississippi State	(27),(41)	(36)

Scoring	TDs	FGs	Kick	Rush	Rec	Pass	DXP	Saf	Points
Joseph Bulovas	0	10-15	10-10	0-0	0	0-0	0	0	40
Will Sheppard	3	0-0	0-0	0-0	0	0-0	0	0	18
Cam Johnson	2	0-0	0-0	0-0	0	0-0	0	0	12
Rocko Griffin Jr.	2	0-0	0-0	0-0	0	0-0	0	0	12
Chris Pierce Jr.	1	0-0	0-0	0-0	0	0-0	0	0	6
Ken Seals	1	0-0	0-0	0-0	0	0-0	0	0	6
Re'Mahn Davis	1	0-0	0-0	0-0	0	0-0	0	0	6
Devin Boddie Jr.	1	0-0	0-0	0-0	0	0-0	0	0	6
Total	11	10-15	10-10	0-0	0	0-0	0	0	106
Opponents	36	11-15	34-34	0-0	0	0-2	0	0	283

Total Offense	GP	Plays	Rush	Pass	Total	Avg/G
Ken Seals	6	241	-7	1086	1079	179.8
Mike Wright	6	106	134	423	557	92.8
Rocko Griffin Jr.	8	89	296	0	296	37.0
Re'Mahn Davis	3	44	211	0	211	70.3
Patrick Smith	7	39	146	0	146	20.9
Jeremy Moussa	2	8	0	24	24	12.0
Devin Boddie Jr.	8	4	13	0	13	1.6
James Ziglor III	7	4	6	0	6	0.9
TEAM	8	1	-1	0	-1	-0.1
Total	8	538	798	1533	2331	291.4
Opponents	8	558	1397	2289	3686	460.8

All-Purpose	GP	Rush	Rec	PR	KOR	Ret	Total	Avg
Will Sheppard	8	0	457	0	0	0	457	57.1
Chris Pierce Jr.	8	0	373	0	0	0	373	46.6
Rocko Griffin Jr.	8	296	23	0	38	0	357	44.6
Cam Johnson	8	0	237	40	73	0	350	43.8
Devin Boddie Jr.	8	13	259	0	10	0	282	35.2
Re'Mahn Davis	3	211	27	0	0	0	238	79.3
Patrick Smith	7	146	55	0	0	0	201	28.7
James Ziglor III	7	6	0	0	163	0	169	24.1
Mike Wright	6	134	0	0	0	0	134	22.3
Ben Bresnahan	5	0	62	0	0	0	62	12.4
Gavin Schoenwald	7	0	26	0	0	0	26	3.7
Allan George	8	0	0	0	17	0	17	2.1
Amir Abdur-Rahman	8	0	9	0	0	0	9	1.1
Logan Kyle	1	0	5	0	0	0	5	5.0
Maxwell Worship	8	0	0	0	0	1	1	0.1
TEAM	8	-1	0	0	0	0	-1	-0.1
Dashaun Jenkins	8	0	0	0	0	-1	-1	-0.1
Ken Seals	6	-7	0	0	0	0	-7	-1.2
Total	8	798	1533	40	301	0	2672	334.0
Opponents	8	1397	2289	132	355	152	4325	540.6

2021 Statistics

No.	Student-Athlete	GP	Solo Tackles	Assists	Total	TFL-Yds	Sacks-Yards	Int-Yds	Pass Breakups	QBH	Fumbles Rcv-Yds	FF	Blocked Kicks	Safety
32	Ethan Barr	8	32	27	59	1.5-2	.	2-0	3	2	0-17	.	.	.
0	Anfernee Orji	8	36	22	58	8.5-32	1.0-12	.	.	1
23	Jaylen Mahoney	8	31	8	39	4.5-16	2.0-11	2-0	2	.	1-0	.	.	.
21	Maxwell Worship	8	30	5	35	2.5-7	.	1-1	1
90	Nate Clifton	8	22	10	32	1.0-1	.	.	1	2
3	Dashaun Jerkins	8	17	14	31	0.5-1	.	3-1	2	.	1-0	.	.	.
13	Gabe Jeudy-Lally	8	17	10	27	.	.	1-0	1
88	Michael Owusu	8	10	15	25	3.0-11	0.5-2	.	2	3
9	Daevion Davis	8	10	13	23	1.5-11	1.5-11	.	5	1
28	Allan George	8	16	5	21	1.0-1	.	.	3	1	.	.	1	.
27	Brendon Harris	8	12	8	20	0.5-4	.	.	2	1
33	De'Rickey Wright	6	10	8	18	3.0-3	.	.	1	4	.	1	.	.
1	Elijah McAllister	8	9	7	16	.	.	1-0	.	1	0-3	.	.	.
99	Lorenza Surgers	8	6	7	13	1.5-10	1.0-9	.	1
12	Brayden DeVaultSmith	7	2	6	8	1.5-12	1.0-11	.	.	2
94	Raashaan Wilkins Jr.	7	1	6	7
50	Errington Truesdell	8	5	2	7	1
4	Chase Lloyd	8	5	1	6	.	.	.	2
80	Alex Williams	8	3	3	6	2.0-7	.	.	1	3
91	Christian James	6	1	5	6	1.5-1	.	.	1
41	Tyson Russell	4	2	3	5	.	.	.	2
17	Feleti Afemui	6	2	3	5
11	Justin Harris	3	2	2	4
37	Marlen Sewell	4	4	.	4	1	.	.
35	Malik Langham	8	2	2	4
7	Cam Johnson	8	3	.	3
26	BJ Anderson	3	1	2	3
55	Devin Lee	3	1	2	3	.	.	.	1
70	Bradley Ashmore	7	3	.	3
19	Chris Pierce Jr.	8	3	.	3
81	Tyrell Alexander	5	2	1	3
48	CJ Taylor	4	1	1	2
2	Amir Abdur-Rahman	8	1	1	2
86	Ben Bresnahan	5	2	.	2
97	Terion Sugick	3	1	1	2	1.0-4	1	.	.
43	James Ziglor III	7	1	1	2
92	Marcus Bradley	2	2	.	2	1.0-3
47	Wesley Schelling	8	.	1	1
20	Jack Barton	5	.	1	1
31	Michael Spencer	8	1	.	1
9F	Brayden Bapst	6	1	.	1
51	Michael Mincey	4	.	1	1
15	Camden Coleman	2	1	.	1
14	Will Sheppard	8	1	.	1
42	Patrick Smith	7	1
Total		8	312	204	516	36-126	7-56	10-0	32	22	2-14	3	1	.
Opponents		8	289	244	533	37.0-158	16-120	10-152	28	35	5-80	6	.	.

2021 Statistics

Passing

Ken Seals	Cmp	Att	Int	Pct	Yards	TD	Long
East Tennessee State	20	35	2	57.1	195	0	31
at Colorado State	42	27	0	64.3	238	2	25
Stanford	16	37	1	43.2	120	1	19
Georgia	2	9	1	22.2	8	0	6
UConn	27	40	1	67.5	333	2	38
at Florida	22	43	2	51.2	192	0	29
at South Carolina	-	-	-	-	-	-	-
Mississippi State	-	-	-	-	-	-	-

Mike Wright	Cmp	Att	Int	Pct	Yards	TD	Long
East Tennessee State	4	9	0	44.4	41	0	14
at Colorado State	-	-	-	-	-	-	-
Stanford	2	3	0	66.7	31	1	26
Georgia	3	9	1	33.3	16	0	10
UConn	-	-	-	-	-	-	-
at Florida	2	2	0	100.0	7	0	4
at South Carolina	11	21	1	52.4	206	1	52
Mississippi State	12	17	1	70.6	122	0	61

Rushing	No.-Yards/TD	ETSU	CSU	STAN	UGA	UCONN	UF	SC	MSU
Griffin, Rocko	89-296/2	-	9-24/0	19-107/0	8-7/0	19-77/1	9-12/0	18-57/1	7-12/0
Davis, Re'Mahn	44-211/1	15-58/0	17-77/0	12-76/1	DNP	DNP	DNP	DNP	DNP
Smith, Patrick	39-146/0	3-13/0	DNP	1-4/0	6-13/0	6-30/0	17-75/0	5-9/0	1-2/0
Wright, Mike	45-134/0	7-15/0	DNP	3-36/0	8-41/0	DNP	3-6/0	15-41/0	9--5/0
Boddie, Devin	4-13/0	-	2-3/0	-	-	-	2-10/0	-	-
Ziglor, James	4-6/0	DNP	-	2-8/0	2--2/0	-	-	-	-
Betts-Pauley, D	2-0/0	DNP	DNP	DNP	2-0/0	DNP	DNP	DNP	DNP
TEAM	1--1/0	-	-	-	-	-	-	1--1/0	-
Seals, Ken	35--7/1	6--1/0	9-0/1	7-16/0	2--6/0	8--1/0	3--15/0	DNP	DNP

Receiving	No.-Yards/TD	ETSU	CSU	STAN	UGA	UCONN	UF	SC	MSU
Sheppard, Will	35-457/3	9-84/0	4-42/0	6-43/0	-	8-119/2	4-45/0	3-120/1	1-4/0
Pierce, Chris	33-373/1	4-53/0	4-76/1	6-52/0	1-6/0	9-103/0	5-25/0	2-23/0	2-35/0
Boddie, Devin	28-259/1	3-33/0	6-38/0	1-3/1	1-2/0	6-66/0	5-49/0	2--1/0	4-69/0
Johnson, Cam	24-237/2	4-31/0	9-66/1	2-28/1	1-10/0	-	4-49/0	2-46/0	2-7/0
Bresnahan, Ben	6-62/0	2-14/0	DNP	DNP	DNP	1-30/0	2-10/0	-	1-8/0
Smith, Patrick	9-55/0	1-10/0	DNP	-	-	1-5/0	3-14/0	2-18/0	2-8/0
Davis, Re'Mahn	5-27/0	1-11/0	4-16/0	-	DNP	DNP	DNP	DNP	DNP
Schoenwald, G	2-26/0	-	-	1-19/0	DNP	-	-	-	1-7/0
Griffin, Rocko	8-23/0	-	-	1-1/0	2-6/0	2-10/0	1-7/0	-	2--1/0
Abdur-Rahman, A	2-9/0	-	-	1-5/0	-	-	-	-	1-4/0
Kyle, Logan	1-5/0	DNP	DNP	DNP	DNP	DNP	DNP	DNP	1-5/0

Punt Returns	No.-Yards/TD	ETSU	CSU	STAN	UGA	UCONN	UF	SC	MSU
Johnson, Cam	5-40	-	2-6	1-0	-	-	1-10	-	1-24

Kick Returns	No.-Yards/TD	ETSU	CSU	STAN	UGA	UCONN	UF	SC	MSU
Ziglor, James	10-163	DNP	1-0	-	2-30	4-74	1-17	1-15	1-27
Johnson, Cam	5-73	2-41	-	-	3-32	-	-	-	-
Griffin, Rocko	3-38	-	-	-	-	-	-	2-20	1-18
George, Allan	1-17	-	-	-	-	-	-	-	1-17
Boddie, Devin	1-10	1-10	-	-	-	-	-	-	-

Int. Returns	No.-Yards/TD	ETSU	CSU	STAN	UGA	UCONN	UF	SC	MSU
Jerkins, D	3--1	-	-	-	-	-	1-0	1--1	1-0
Mahoney, Jaylen	2-0	-	1-0	-	-	-	-	-	1-0
Jeudy-Lally, G	1-0	-	-	-	-	1-0	-	-	-
Barr, Ethan	1-0	-	-	-	1-0	-	-	-	-
Worship, M	1-1	-	-	-	-	1-1	-	-	-

Fumble Returns	No.-Yards/TD	ETSU	CSU	STAN	UGA	UCONN	UF	SC	MSU
Mahoney, Jaylen	1-0	-	-	-	-	-	-	1-0	-
Jerkins, D	1-0	-	-	-	-	-	-	1-0	-

2021 Statistics

Tackles	U-A	TOT	ETSU	CSU	STAN	UGA	UConn	UF	SC	MSU
Barr, Ethan	32-27	59	7-4	4-7	2-1	3-3	5-4	1-5	4-1	6-2
Orji, Anfernee	36-22	58	5-3	6-7	5-1	4-1	3-2	2-5	7-1	4-2
Mahoney, Jaylen	31-8	39	7-0	2-1	2-0	2-1	6-1	1-2	3-1	8-2
Worship, M	30-5	35	5-0	1-2	0-1	8-1	4-1	4-0	3-0	5-0
Clifton, Nate	22-10	32	5-1	0-2	2-0	2-0	5-2	2-4	5-0	1-1
Jenkins, D	17-14	31	-	2-7	4-1	0-2	7-1	2-0	1-2	1-1
Jeudy-Lally, G	17-10	27	0-1	0-4	2-1	2-1	2-0	3-0	1-0	7-3
Owusu, Michael	10-15	25	0-4	0-4	1-2	4-3	1-0	-	-	4-2
Davis, Daevion	10-13	23	1-2	1-3	1-1	2-1	1-3	1-2	1-1	2-0
George, Allan	16-5	21	1-0	0-1	2-0	4-0	1-1	3-1	4-1	1-1
Harris, Brendon	12-8	20	1-0	1-0	2-1	2-2	3-1	0-1	3-2	0-1
Wright, D	10-8	18	1-0	1-1	2-2	0-1	DNP	3-3	3-1	DNP
McAllister, El	9-7	16	3-0	2-1	-	1-2	1-1	1-1	1-0	0-2
Surgers, L	6-7	13	-	0-1	2-0	1-0	2-1	0-4	1-0	0-1
DeVault-Smith	2-6	8	-	1-3	-	-	DNP	0-2	-	1-1
Truesdell, E	5-2	7	-	-	1-0	1-0	1-0	2-1	-	0-1
Wilkins, R	1-6	7	-	0-2	1-1	0-1	0-1	0-1	DNP	-
Lloyd, Chase	5-1	6	-	-	1-0	1-0	1-0	1-0	-	1-1
Williams, Alex	3-3	6	-	0-2	1-1	-	1-0	-	1-0	-
James, C	1-5	6	0-2	-	DNP	DNP	-	0-3	1-0	-
Russell, Tyson	2-3	5	DNP	DNP	DNP	DNP	-	0-1	-	2-2
Afemui, Feleti	2-3	5	0-2	DNP	2-0	-	DNP	0-1	-	-
Harris, Justin	2-2	4	DNP	DNP	DNP	1-1	-	DNP	DNP	1-1
Sewell, Marlen	4-0	4	DNP	DNP	DNP	4-0	-	-	DNP	-
Langham, Malik	2-2	4	-	1-0	-	0-1	-	1-1	-	-
Alexander, T	2-1	3	DNP	DNP	DNP	-	1-0	0-1	-	1-0
Lee, Devin	1-2	3	DNP	DNP	DNP	1-1	0-1	-	DNP	DNP
Pierce, Chris	3-0	3	-	-	2-0	-	1-0	-	-	-
Anderson, BJ	1-2	3	0-1	1-0	0-1	DNP	DNP	DNP	DNP	DNP
Johnson, Cam	3-0	3	-	-	-	1-0	-	2-0	-	-
Ashmore, B	3-0	3	-	-	DNP	-	-	2-0	1-0	-
Bresnahan, Ben	2-0	2	-	DNP	DNP	DNP	-	-	1-0	1-0
Taylor, CJ	1-1	2	DNP	DNP	DNP	DNP	1-0	0-1	-	-
Bradley, Marcus	2-0	2	DNP	DNP	DNP	1-0	1-0	DNP	DNP	DNP
Ziglor, James	1-1	2	DNP	-	1-0	-	-	-	-	0-1
Abdur-Rahman, A	1-1	2	-	-	1-0	-	-	0-1	-	-
Sugick, Terion	1-1	2	DNP	0-1	-	DNP	DNP	DNP	1-0	DNP
Sheppard, Will	1-0	1	-	-	-	1-0	-	-	-	-
Bapst, Brayden	1-0	1	-	DNP	-	-	1-0	-	-	DNP
Mincey, Michael	0-1	1	DNP	DNP	DNP	DNP	-	0-1	-	-
Spencer, M	1-0	1	-	-	1-0	-	-	-	-	-
Schelling, W	0-1	1	-	0-1	-	-	-	-	-	-
Coleman, Camden	1-0	1	DNP	DNP	DNP	DNP	DNP	DNP	1-0	-
Barton, Jack	0-1	1	DNP	DNP	DNP	-	-	-	-	0-1
Sacks	U-A	TOT	ETSU	CSU	STAN	UGA	UConn	UF	SC	MSU
Mahoney, Jaylen	2-0	2.0	-	-	-	-	1.0-7	-	-	1.0-4
Davis, Daevion	1-1	1.5	-	-	0.5-1	-	-	-	-	1.0-10
Surgers, L	1-0	1.0	-	-	-	-	1.0-9	-	-	-
DeVault-Smith	1-0	1.0	-	-	-	-	DNP	-	-	1.0-11
Orji, Anfernee	1-0	1.0	-	-	-	-	-	-	1.0-12	-
Owusu, Michael	0-1	0.5	-	-	0.5-2	-	-	-	-	-

2021 Statistics

Game-by-Game Team Comparisons (Vanderbilt/Opponent)

	Score	1st Downs	Rushing	Passing	Penalties	Rush Yards	Comp-Att-Int	Pass Yards	Plays-Total Yards	Return Yards	Turnovers
EAST TENNESSEE STATE	3-23	23/14	5/8	15/4	3/2	31-85/37-179	24-44-2/13-22-0	236/135	75-321/59-314	51/107	3/0
at Colorado State	24-21	21/20	4/8	11/12	6/0	37-104/33-207	27-42-0/20-38-1	238/238	79-342/71-445	6/13	1/1
STANFORD	23-41	23/20	13/7	10/10	0/3	44-247/27-204	18-40-1/19-29-0	151/218	84-398/56-422	0/159	1/0
GEORGIA	0-62	4/29	2/13	1/14	1/2	28-53/48-239	5-18-2/21-28-1	24/293	46-77/76-532	63/71	3/1
UCONN	30-28	23/24	8/9	13/13	2/2	33-106/37-192	27-40-1/24-43-2	333/331	73-439/80-523	75/152	2/2
at Florida	0-42	18/18	5/10	10/7	3/1	34-88/34-181	24-45-2/18-28-2	199/298	79-287/62-479	24/62	2/2
at South Carolina	20-21	15/17	8/8	5/9	2/0	39-106/32-112	11-21-1/22-35-2	206/317	60-312/67-429	51/78	2/4
MISSISSIPPI STATE	6-45	5/30	1/6	4/21	0/3	17-9/22-61	17-25-1/47-65-2	146/461	42-155/87-522	86/98	1/2
Totals	106-283	132/171	46/69	69/89	17/13	263-798/270-1397	153-275-10/184-288-10	1533/2289	538-2331/558-3686	355/719	15/12

	3rd Down	4th Down	Time Poss	TOP Margin	Yards/Rush	Yards/Pass	Yards/Play	Punting	Penalty Yards
EAST TENNESSEE STATE	5-15/6-15	1-2/0-1	27:13/32:47	-5:34	2.7/4.8	5.4/6.1	4.3/5.3	6-43.5/4-37.5	8-70/7-60
at Colorado State	6-18/4-15	1-1/1-1	35:27/24:33	10:54	2.8/6.3	5.7/6.3	4.3/6.3	9-45.7/7-46.9	9-62/11-115
STANFORD	5-18/2-9	4-4/1-2	31:22/28:38	2:44	5.6/7.6	3.8/7.5	4.7/7.5	6-45.2/4-44.8	7-66/8-53
GEORGIA	2-13/6-14	0-1/0-1	22:44/37:16	-14:32	1.9/5.0	1.3/10.5	1.7/7.0	9-42.3/2-35.0	4-29/4-17
UCONN	6-16/4-15	2-2/3-4	30:39/29:21	1:18	3.2/5.2	8.3/7.7	6.0/6.5	5-42.4/2-44.5	5-60/12-102
at Florida	8-20/2-9	1-3/3-3	26:08/23:50	2:18	2.6/5.3	4.4/10.6	3.6/7.7	6-39.2/4-50.0	3-35/8-80
at South Carolina	5-14/7-13	0-1/0-1	29:37/28:47	0:50	2.7/3.5	9.8/9.1	5.2/6.4	6-48.2/4-56.8	3-15/10-78
MISSISSIPPI STATE	1-11/10-16	0-0/1-1	20:58/39:02	-18:04	0.5/2.8	5.8/7.1	3.7/6.0	7-43.3/2-51.5	5-40/9-68
Totals	38-125/41-106	9-14/9-14	224:08/244:14	-20:06	3.0/5.2	5.6/7.9	4.3/6.6	54-43.8/29-46.4	377/568

Team Game-by-Game Statistics

	RUSHING				RECEIVING				PASSING				KICK RET				PUNT RET				Total		
	No.	Yds	TD	Lg	No.	Yds	TD	Lg	Comp	Att	Int	Yds	TD	Lg	No.	Yds	TD	Lg	No.	Yds	TD	Lg	Offense
EAST TENNESSEE STATE	31	85	0	19	24	236	0	31	24-44-2	236	0	31	3	51	0	23	0	0	0	0	0	0	321
at Colorado State	37	104	1	15	27	238	2	25	27-42-0	238	2	25	1	0	0	0	0	6	0	4	0	4	342
STANFORD	44	247	1	36	18	151	2	26	18-40-1	151	2	26	0	0	0	0	1	0	0	0	0	0	398
GEORGIA	28	53	0	13	5	24	0	10	5-18-2	24	0	10	4	63	0	18	0	0	0	0	0	0	77
UCONN	33	106	1	14	27	333	2	38	27-40-1	333	2	38	4	74	0	23	0	0	0	0	0	0	439
at Florida	34	88	0	14	24	199	0	29	24-45-2	199	0	29	1	17	0	17	1	10	0	10	0	10	287
at South Carolina	39	106	1	15	11	206	1	52	11-21-1	206	1	52	3	35	0	18	0	0	0	0	0	0	312
MISSISSIPPI STATE	17	9	0	5	17	146	0	61	17-25-1	146	0	61	3	62	0	27	1	24	0	24	0	24	155
Totals	263	798	4	36	153	1533	7	61	153-275-101	533	7	61	20	301	0	27	5	40	0	24	0	24	2331

	--TACKLES--			-SACKS-		--FUMBLE--		--Pass Defense--			Blkd	-----PAT-----					Pts
	Solo	Asst	Total	TFL-Yds	No-Yds	FF	FR-Yds	Int-Yds	QBH	Brk	Kick	Att-Mad	Run	Rcv	Saf		
ETSU	36	20	56	4.0-11	0.0-0	0	0-0	0-0	2	4	0	0-0	0	0	0	3	
at Colorado State	23	50	73	0.0-5	0.0-0	0	0-0	1-0	4	8	0	3-3	0	0	0	3	
STANFORD	38	14	52	2.0-4	1.0-3	0	0-0	0-0	1	4	0	2-2	0	0	0	23	
GEORGIA	46	22	68	5.0-11	0.0-0	1	0-0	1-0	1	3	0	0-0	0	0	0	0	
UCONN	49	20	69	9.0-33	2.0-16	0	0-0	2-1	2	3	0	3-3	0	0	0	30	
at Florida	31	42	73	3.0-3	0.0-0	0	0-3	2-0	6	4	0	0-0	0	0	0	0	
at South Carolina	43	10	53	6.0-31	1.0-12	2	2-17	2--1	4	1	0	2-2	0	0	0	20	
MISSISSIPPI STATE	46	26	72	4.0-26	3.0-25	0	0-0	2-0	2	5	0	0-0	0	0	0	6	
Totals	312	204	516	36.0-126	7.0-56	3	2-14	10-0	22	32	1	10-10	0	0	0	106	

2021 Scoring Drives

Vanderbilt

EAST TENNESSEE STATE

Quarter	Time	Scoring Play	Plays-Yards	TOP
1	4:15	Joseph Bulovas 53 yd field goal	11-35	3:56

COLORADO STATE

Quarter	Time	Scoring Play	Plays-Yards	TOP
2	0:47	Chris Pierce Jr. 20 yd pass from Seals (Bulovas kick)	7-58	1:10
3	9:36	Cam Johnson 9 yd pass from Seals (Bulovas kick)	9-53	3:36
3	5:32	Ken Seals 1 yd run (Bulovas kick)	9-75	3:13
4	0:19	Joseph Bulovas 38 yd field goal	8-55	2:48

STANFORD

Quarter	Time	Scoring Play	Plays-Yards	TOP
1	7:35	Re'Mahn Davis 1 yd run (Bulovas kick)	14-75	5:02
2	4:19	Devin Boddie 3 yd pass from Seals (Bulovas kick)	14-98	7:16
3	8:26	Joseph Bulovas 34 yd field goal	9-59	2:52
4	0:00	Cam Johnson 26 yd pass from Wright	8-75	1:44

GEORGIA

Quarter	Time	Scoring Play	Plays-Yards	TOP
--				

UConn

Quarter	Time	Scoring Play	Plays-Yards	TOP
1	3:12	Joseph Bulovas 39 yd field goal	9-54	4:16
2	14:12	Will Sheppard 26 yd pass from Ken (Bulovas kick)	6-80	2:36
2	4:00	Rocko Griffin 1 yd run (Bulovas kick)	13-77	6:21
4	11:16	Joseph Bulovas 27 yd field goal	14-76	6:03
4	8:19	Will Sheppard 38 yd pass from Seals (Bulovas kick)	4-67	1:24
4	0:00	Joseph Bulovas 31 yd field goal	7-47	1:07

FLORIDA

Quarter	Time	Scoring Play	Plays-Yards	TOP
--				

SOUTH CAROLINA

Quarter	Time	Scoring Play	Plays-Yards	TOP
1	06:03	Joseph Bulovas 42 yd field goal	7-51	3:46
2	02:53	Rocko Griffin 1 yd run (Bulovas kick)	3-14	1:31
3	05:17	Will Sheppard 52 yd pass from Wright (Bulovas kick)	8-89	3:39
4	01:36	Joseph Bulovas 28 yd field goal	8-38	3:32

MISSISSIPPI STATE

Quarter	Time	Scoring Play	Plays-Yards	TOP
2	14:55	Joseph Bulovas 27 yd field goal	5-66	1:53
3	8:37	Joseph Bulovas 41 yd field goal	7-25	2:15

Opponent

EAST TENNESSEE STATE

Quarter	Time	Scoring Play	Plays-Yards	TOP
2	7:20	Malik Murray 5 yd pass from Riddell (Keltner kick)	9-80	4:25
2	2:24	Tyler Keltner 41 yd field goal	9-53	3:22
3	8:42	Tyler Keltner 25 yd field goal	10-68	6:18
4	8:26	Scott Stephen 27 yd fumble recovery (Keltner kick)	--	--
4	3:29	Tyler Keltner 34 yd field goal	4-3	1:44

COLORADO STATE

Quarter	Time	Scoring Play	Plays-Yards	TOP
1	12:57	David Bailey 3 yd pass from (Camper kick)	5-75	2:03
2	14:08	David Bailey 20 yd run (Camper kick)	3-27	0:45
4	3:07	Trey McBride 3 yd pass (Camper kick)	9-67	2:22

STANFORD

Quarter	Time	Scoring Play	Plays-Yards	TOP
1	12:37	Tanner McKee 7 yd run (Karty kick)	4-75	2:23
1	2:52	Nathaniel Peat 21 yd run (Karty kick)	9-68	4:36
2	1:53	Joshua Karty 46 yd field goal	5-26	2:17
2	0:40	Brycen Tremayne 5 yd pass from McKee (Karty kick)	2-31	0:42
2	0:00	Joshua Karty 35 yd field goal	1-0	0:05
3	11:18	Jay Symonds 5 yd pass from McKee (Karty kick)	4-55	1:31
4	1:44	E.J. Smith 1 yd run (Karty kick)	8-86	5:08

GEORGIA

Quarter	Time	Scoring Play	Plays-Yards	TOP
1	11:21	Brock Bowers 12 yd run (Podlesny) kick	5-49	1:53
1	8:02	Brock Bowers 25 yd pass from Daniels (Podlesny kick)	6-63	2:28
1	7:11	Zamir White 1 yd run (Podlesny kick)	2-17	0:40
1	6:42	Ladd McConkey 12 yd pass from Daniels (Podlesny kick)	2-21	0:17
1	3:08	Ladd McConkey 24 yd run (Podlesny kick)	5-71	2:15
2	0:15	Jack Podlesny 31 yd field goal	6-36	0:44
3	10:57	Brock Bowers 29 yd pass from Bennett (Podlesny kick)	7-72	3:59
3	8:11	Kenny McIntosh 4 yd run (Podlesny kick)	5-61	2:05
3	4:17	Jack Podlesny 36 yd field goal	6-16	2:05
4	13:06	Daijun Edwards 15 yd run (Podlesny kick)	7-47	3:47

UConn

Quarter	Time	Scoring Play	Plays-Yards	TOP
1	10:52	Joe McFadden 38 yd field goal	10-50	4:03
1	7:28	Joe McFadden 44 yd field goal	9-30	2:22
2	10:28	Joe McFadden 31 yd field goal	8-44	2:37
2	1:29	Keelan Marion 40 yd pass from Krajewski (McFadden kick)	9-87	2:23
4	5:21	Kevens Clercius 8 yd pass from Krajewski (Rose pass failed)	9-79	2:53
4	1:07	Steve Krajewski 17 yd run (Turner pass failed)	8-78	1:54

FLORIDA

Quarter	Time	Scoring Play	Plays-Yards	TOP
1	11:16	Dameon Pierce 1 yd run (Christmann kick)	8-78	2:17
1	5:23	Ja'Qua Frazier 5 yd pass from Jones (Christmann kick)	7-49	2:33
2	3:55	Tren Whittemore 9 yd pass from Jones (Christmann kick)	4-60	1:09
3	12:07	Dameon Pierce 61 yd pass from Jones (Christmann kick)	6-79	2:48
3	10:26	Jacob Copeland 25 yd pass from Jones (Christmann kick)	2-72	0:36
3	8:46	Dameon Pierce 1 yd run (Christmann kick)	3-30	0:40

SOUTH CAROLINA

Quarter	Time	Scoring Play	Plays-Yards	TOP
1	9:49	Nick Muse 2 yd pass from Doty (White kick)	12-75	5:11
1	5:07	Jaheim Bell 82 yd pass from Doty (White kick)	2-75	0:56
4	0:37	Xavier Legette 9 yd pass from Noland (White kick)	8-75	0:59

MISSISSIPPI STATE

Quarter	Time	Scoring Play	Plays-Yards	TOP
1	11:18	Makai Polk 9 yd pass from Rogers (Ruiz kick)	8-79	3:37
1	01:48	Brandon Ruiz 36 yd field goal	14-55	7:30
2	09:01	Makai Polk 31 yd pass from Rogers (Ruiz kick)	10-60	3:38
2	02:00	Rufus Harvey 6 yd pass from Rogers (Ruiz kick)	11-50	5:05
3	03:52	Malik Heath 9 yd pass from Rogers (Ruiz kick)	10-63	4:37
4	11:38	J. Marks 5 yd run (Ruiz kick)	11-71	4:52
4	00:51	Rara Thomas 28 yd pass from Lovertich (Ruiz kick)	8-80	3:41

2021 Season Highs

Vanderbilt

Individual

Rushes	19	Rocko Griffin Jr. vs Stanford (Sep 18, 2021)
		Rocko Griffin Jr. vs UConn (Oct 02, 2021)
Yards Rushing	107	Rocko Griffin Jr. vs Stanford (Sep 18, 2021)
TD Rushes	1	Ken Seals at Colorado St. (Sep 11, 2021)
		Re'Mahn Davis vs Stanford (Sep 18, 2021)
		Rocko Griffin Jr. vs UConn (Oct 02, 2021)
		Rocko Griffin Jr. at South Carolina (Oct 16, 2021)
Long Rush	36	Rocko Griffin Jr. vs Stanford (Sep 18, 2021)
Pass attempts	43	Ken Seals at Florida (Oct 09, 2021)
Pass completions	27	Ken Seals at Colorado St. (Sep 11, 2021)
		Ken Seals vs UConn (Oct 02, 2021)
Yards Passing	333	Ken Seals vs UConn (Oct 02, 2021)
TD Passes	2	Ken Seals at Colorado St. (Sep 11, 2021)
		Ken Seals vs UConn (Oct 02, 2021)
Long Pass	61	Mike Wright vs Mississippi State (Oct 23, 2021)
Receptions	9	Will Sheppard vs ETSU (Sep 04, 2021)
		Cam Johnson at Colorado St. (Sep 11, 2021)
		Chris Pierce Jr. vs UConn (Oct 02, 2021)
Yards Receiving	120	Will Sheppard at South Carolina (Oct 16, 2021)
TD Receptions	2	Will Sheppard vs UConn (Oct 02, 2021)
Long Reception	61	Devin Boddie Jr. vs Mississippi State (Oct 23, 2021)
Field Goals	3	Joseph Bulovas vs UConn (Oct 02, 2021)
Long Field Goal	53	Joseph Bulovas vs ETSU (Sep 04, 2021)
Punts	9	Harrison Smith at Colorado St. (Sep 11, 2021)
		Harrison Smith vs Georgia (Sep 25, 2021)
Punting Avg	48.2	Harrison Smith at South Carolina (Oct 16, 2021)
Long Punt	66	Harrison Smith at Colorado St. (Sep 11, 2021)
Punts inside 20	4	Harrison Smith at Colorado St. (Sep 11, 2021)
Long Punt Return	24	Cam Johnson vs Mississippi State (Oct 23, 2021)
Long Kickoff Return	27	James Ziglor III vs Mississippi State (Oct 23, 2021)
Tackles	13	Anfernee Orji at Colorado St. (Sep 11, 2021)
Sacks	1.0	6x, last - Jaylen Mahoney vs Mississippi State (Oct 23, 2021)
Tackles For Loss	3.0	Anfernee Orji vs UConn (Oct 02, 2021)
Interceptions	1	10x, last - Jaylen Mahoney vs Mississippi State (Oct 23, 2021)

Team

Rushes	44	vs Stanford (Sep 18, 2021)
Yards Rushing	247	vs Stanford (Sep 18, 2021)
Yards Per Rush	5.6	vs Stanford (Sep 18, 2021)
TD Rushes	1	at Colorado St. (Sep 11, 2021)
		vs Stanford (Sep 18, 2021)
		vs UConn (Oct 02, 2021)
		at South Carolina (Oct 16, 2021)
Pass attempts	45	at Florida (Oct 09, 2021)
Pass completions	27	at Colorado St. (Sep 11, 2021)
		vs UConn (Oct 02, 2021)
Yards Passing	333	vs UConn (Oct 02, 2021)
Yards Per Pass	9.8	at South Carolina (Oct 16, 2021)
TD Passes	2	at Colorado St. (Sep 11, 2021)
		vs Stanford (Sep 18, 2021)
		vs UConn (Oct 02, 2021)
Total Plays	84	vs Stanford (Sep 18, 2021)
Total Offense	439	vs UConn (Oct 02, 2021)
Yards Per Play	6.0	vs UConn (Oct 02, 2021)
Points	30	vs UConn (Oct 02, 2021)
Sacks By	3	vs Mississippi State (Oct 23, 2021)
First Downs	23	vs ETSU (Sep 04, 2021)
		vs Stanford (Sep 18, 2021)
		vs UConn (Oct 02, 2021)
Penalties	9	at Colorado St. (Sep 11, 2021)
Penalty Yards	70	vs ETSU (Sep 04, 2021)
Turnovers	3	vs ETSU (Sep 04, 2021)
		vs Georgia (Sep 25, 2021)
Interceptions By	2	vs UConn (Oct 02, 2021)
		at Florida (Oct 09, 2021)
		at South Carolina (Oct 16, 2021)
		vs Mississippi State (Oct 23, 2021)
Punts	9	at Colorado St. (Sep 11, 2021)
		vs Georgia (Sep 25, 2021)
Punting Avg	48.2	at South Carolina (Oct 16, 2021)
Long Punt	66	at Colorado St. (Sep 11, 2021)
Punts inside 20	4	at Colorado St. (Sep 11, 2021)
Long Punt Return	24	vs Mississippi State (Oct 23, 2021)

Opponent

Individual

Rushes	24	Carter,Nate, vs UConn (Oct 02, 2021)
Yards Rushing	149	Quay Holmes, vs ETSU (Sep 04, 2021)
TD Rushes	2	Pierce,Dameon, at Florida (Oct 09, 2021)
Long Rush	61	Jones,Austin, vs Stanford (Sep 18, 2021)
Pass attempts	58	Will Rogers, vs Mississippi State (Oct 23, 2021)
Pass completions	42	Will Rogers, vs Mississippi State (Oct 23, 2021)
Yards Passing	384	Will Rogers, vs Mississippi State (Oct 23, 2021)
TD Passes	4	Jones,Emory, at Florida (Oct 09, 2021)
		Will Rogers, vs Mississippi State (Oct 23, 2021)
Long Pass	82	Doty,Luke, at South Carolina (Oct 16, 2021)
Receptions	8	McBride,Trey, at Colorado St. (Sep 11, 2021)
Yards Receiving	136	Bell,Jaheim, at South Carolina (Oct 16, 2021)
TD Receptions	2	Bowers,Brock, vs Georgia (Sep 25, 2021)
		Makai Polk, vs Mississippi State (Oct 23, 2021)
Long Reception	82	Bell,Jaheim, at South Carolina (Oct 16, 2021)
Field Goals	3	Tyler Keltner, vs ETSU (Sep 04, 2021)
		McFadden,Joe, vs UConn (Oct 02, 2021)
Long Field Goal	46	Karty,Joshua, vs Stanford (Sep 18, 2021)
Punts	6	Stonehouse,Ryan, at Colorado St. (Sep 11, 2021)
Punting Avg	56.8	Kroeger,Kai, at South Carolina (Oct 16, 2021)
Long Punt	81	Stonehouse,Ryan, at Colorado St. (Sep 11, 2021)
Punts inside 20	3	Stonehouse,Ryan, at Colorado St. (Sep 11, 2021)
		Kroeger,Kai, at South Carolina (Oct 16, 2021)
Long Punt Return	48	Filkins,Casey, vs Stanford (Sep 18, 2021)
Long Kickoff Return	39	Peat,Nathaniel, vs Stanford (Sep 18, 2021)
Tackles	15	Torrence,Rashad, at Florida (Oct 09, 2021)
Sacks	1.5	Powell,Antwaun, at Florida (Oct 09, 2021)
Tackles For Loss	1.5	Phillips,Devin, at Colorado St. (Sep 11, 2021)
		Torrence,Rashad, at Florida (Oct 09, 2021)
		Powell,Antwaun, at Florida (Oct 09, 2021)
Interceptions	1	10x, last - Emmanuel Forbes, vs Mississippi State (Oct 23, 2021)

Team

Rushes	48	vs Georgia (Sep 25, 2021)
Yards Rushing	241	vs Georgia (Sep 25, 2021)
Yards Per Rush	7.6	vs Stanford (Sep 18, 2021)
TD Rushes	5	vs Georgia (Sep 25, 2021)
Pass attempts	65	vs Mississippi State (Oct 23, 2021)
Pass completions	47	vs Mississippi State (Oct 23, 2021)
Yards Passing	461	vs Mississippi State (Oct 23, 2021)
Yards Per Pass	10.6	at Florida (Oct 09, 2021)
TD Passes	5	vs Mississippi State (Oct 23, 2021)
Total Plays	87	vs Mississippi State (Oct 23, 2021)
Total Offense	532	vs Georgia (Sep 25, 2021)
Yards Per Play	7.7	at Florida (Oct 09, 2021)
Points	62	vs Georgia (Sep 25, 2021)
Sacks By	3	at Colorado St. (Sep 11, 2021)
		at Florida (Oct 09, 2021)
		vs Mississippi State (Oct 23, 2021)
		vs Mississippi State (Oct 23, 2021)
First Downs	30	vs UConn (Oct 02, 2021)
Penalties	12	at Colorado St. (Sep 11, 2021)
Penalty Yards	110	at South Carolina (Oct 16, 2021)
Turnovers	4	vs ETSU (Sep 04, 2021)
Interceptions By	2	vs Georgia (Sep 25, 2021)
		at Florida (Oct 09, 2021)
		at Colorado St. (Sep 11, 2021)
Punts	7	at South Carolina (Oct 16, 2021)
Punting Avg	56.8	at Colorado St. (Sep 11, 2021)
Long Punt	81	at Colorado St. (Sep 11, 2021)
Punts inside 20	3	at South Carolina (Oct 16, 2021)
		vs Stanford (Sep 18, 2021)
Long Punt Return	48	

2021 Game Recaps

Vanderbilt vs. East Tennessee State Sept. 4 • Nashville, Tenn.

	1	2	3	4	Final
East Tennessee State (1-0)	0	10	3	10	23
Vanderbilt (0-1)	3	0	0	0	3

Qtr	Time	Team - Scoring Play	Plays-Yards	TOP
1st	4:15	VANDY - Joseph Bulovas 53 yd field goal	11-35	3:56
2nd	7:20	ETSU - Malik Murray 5 yd pass from (Keltner kick)	9-80	4:25
	2:24	ETSU - Tyler Keltner 41 yd field goal	9-53	3:22
3rd	8:42	ETSU - Tyler Keltner 25 yd field goal	10-68	6:18
4th	3:29	ETSU - Tyler Keltner 34 yd field goal	4-3	1:44
	8:26	ETSU - Stephen Scott 27 yd FUMB (Keltner kick)	5-7	1:21

	East Tennessee State	Vanderbilt
FIRST DOWNS	13	23
RUSHES-YARDS (NET)	37-179	31-85
PASSING YDS (NET)	135	236
Passes Att-Comp-Int	22-13-0	44-24-2
TOTAL OFFENSE PLAYS-YARDS	59-314	75-321
Fumble Returns-Yards	0-0	0-0
Punt Returns-Yards	0-0	0-0
Kickoff Returns-Yards	0-0	3-51
Interception Returns-Yards	2-95	0-0
Punts (Number-Avg)	4-37.5	6-43.5
Fumbles-Lost	0-0	1-1
Penalties-Yards	7-75	8-70
Possession Time	32:47	27:13
Third-Down Conversions	6 of 15	5 of 15
Fourth-Down Conversions	0 of 1	1 of 2
Red-Zone Scores-Chances	3-3	1-2
Sacks By: Number-Yards	2-0	0-0

RUSHING: ETSU-Quay Holmes 23-149; Jacob Saylor 11-23; Tyler Riddell 2-4; DJ Twitty 1-3.
Vanderbilt-Re'Mahn Davis 15-58; Mike Wright 7-15; Patrick Smith 3-13; Ken Seals 6-minus 1.

PASSING: ETSU-Tyler Riddell 13-22-0-135.
Vanderbilt-Ken Seals 20-35-2-195; Mike Wright 4-9-0-41.

RECEIVING: ETSU-Will Huzzie 4-62; Malik Murray 3-52; Jacob Saylor 2-14; Nate Adkins 2-8; Quay Holmes 2-minus 1.
Vanderbilt-Will Sheppard 9-84; Chris Pierce Jr. 4-53; Cam Johnson 4-31; Devin Boddie Jr. 3-33; Ben Bresnahan 2-14; Re'Mahn Davis 1-11; Patrick Smith 1-10.

INTERCEPTIONS: ETSU-Karon Delince 1-95; Sheldon Arnold 1-0.
Vanderbilt-None.

FUMBLES: ETSU-None.
Vanderbilt-Ken Seals 1-1.

TACKLES (UA-A): ETSU-Karon Delince 7-3; Stephen Scott 6-4; Alijah Huzzie 7-0; Donovan Manuel 6-0; Quinn Smith 3-1; Timmy Dorsey 2-1; Mike Price 1-2; Max Evans 1-2; Jacob Saylor 1-1; Blake Bockrath 1-1; Di'Andre Davis 1-1; Ereik Campbell 1-1; Jay Harrison 1-0; Tyree Robinson 1-0; Colton Lakes 1-0; Chris Hope 1-0; Rodney Wright 0-1.
Vanderbilt-Ethan Barr 7-4; Anfernee Orji 5-3; Jaylen Mahoney 7-0; Nate Clifton 5-1; Maxwell Worship 5-0; Michael Owusu 0-4; Elijah McAllister 3-0; Daevion Davis 1-2; Christian James 0-2; Feleti Afemui 0-2; Allan George 1-0; Brendon Harris 1-0; De'Rickey Wright 1-0; BJ Anderson 0-1; Gabe Jeudy-Lally 0-1.

Dores Fall in Opener

NASHVILLE, Tenn. - Visiting East Tennessee State scored 23 unanswered points and ruined the Vanderbilt head coaching debut of Clark Lea with a 23-3 win at Vanderbilt Stadium.

The Commodores (0-1) took a 3-0 lead early but couldn't dent the scoreboard after that. East Tennessee State had a 10-3 lead at the break before adding on 13 more points in the second half.

Lea's team will hope to put together a stronger performance in that contest than what transpired at Vanderbilt Stadium on opening night. The Dores had 318 yards of total offense – just 82 on the ground – and were penalized eight times.

Defensively, the Dores surrendered 5.3 yards per play and registered only four tackles for loss.

Vandy had 11 offensive drives – six ended in punts, one ended with a turnover on downs, another with a field goal and three resulted in turnovers.

Vanderbilt opened the scoring with 4:15 left in the first quarter thanks to a Joseph Bulovas field goal from 53 yards out. That would be the only lead they enjoyed.

East Tennessee State retook the advantage midway through the second quarter. An 80-yard drive ended on the ninth play, a third-down pass from Tyler Riddell to Malik Murray from the 5 that gave the Buccaneers a 7-3 lead.

Tyler Keltner added to the East Tennessee State lead with a 41-yard field goal at the 2:24 mark making it 10-3.

That's the way the score looked at the half. The Commodores mustered just 130 yards of offense, had five penalties and were 2 of 9 on third down.

Keltner booted a 25-yard field goal with 8:42 remaining in the third quarter upping the East Tennessee State lead to 13-3. That completed a 10-play drive that ate 6:18 off the clock and covered 68 yards.

The Buccaneers (1-0) would take that 10-point lead into the fourth quarter.

East Tennessee State linebacker Stephen Scott ended all doubt by picking up a Ken Seals fumble and returning it 22 yards for a touchdown with 8:26 to play. That made it 20-3.

Vandy looked like it may finally punch one into the end zone late in the fourth, but Seals was picked off at the 1 yard line. Keltner added a 34-yard field goal moments later to provide the final margin.

Vanderbilt running back Re'Mahn Davis ran for 54 yards on 14 carries. Seals finished the night 20-for-34 for 195 yards.

2021 Game Recaps

Vanderbilt at Colorado State Sept. 11 • Fort Collins, Colo.

	1	2	3	4	Final
Vanderbilt (1-1)	0	7	14	3	24
Colorado State (1-1)	7	7	0	7	21

Qtr	Time	Team - Scoring Play	Plays-Yards	TOP
1st	12:57	CSU - David Bailey 3 yd pass from (Camper kick)	5-75	2:03
2nd	14:08	CSU - David Bailey 20 yd run (Camper kick)	3-27	0:45
	0:47	VANDY - Chris Pierce Jr. 20 yd pass from (Bulovas kick)	7-58	1:10
3rd	9:36	VANDY - Cam Johnson 9 yd pass from (Bulovas kick)	9-53	3:36
	5:32	VANDY - Ken Seals 1 yd run (Bulovas kick)	9-75	3:13
4th	3:07	CSU - Trey McBride 3 yd pass from (Camper kick)	9-67	2:22
	0:19	VANDY - Joseph Bulovas 38 yd field goal	8-55	2:48

	Vanderbilt	Colorado State
FIRST DOWNS	21	20
RUSHES-YARDS (NET)	37-104	33-207
PASSING YDS (NET)	238	238
Passes Att-Comp-Int	42-27-0	38-20-1
TOTAL OFFENSE PLAYS-YARDS	79-342	71-445
Fumble Returns-Yards	0-0	0-0
Punt Returns-Yards	0-6	0-13
Kickoff Returns-Yards	1-0	0-0
Interception Returns-Yards	1-0	0-0
Punts (Number-Avg)	9-45.7	7-46.9
Fumbles-Lost	2-1	1-0
Penalties-Yards	9-62	11-115
Possession Time	35:27	24:33
Third-Down Conversions	6 of 18	4 of 15
Fourth-Down Conversions	1 of 1	1 of 1
Red-Zone Scores-Chances	4-4	3-4
Sacks By: Number-Yards	0-0	3-0

RUSHING: Vanderbilt-Re'Mahn Davis 17-77; Rocko Griffin Jr. 9-24; Devin Boddie Jr. 2-3; Ken Seals 9-0.
Colorado State-David Bailey 15-80; Todd Centeio 11-75; A'Jon Vivens 7-52.

PASSING: Vanderbilt-Ken Seals 27-42-0-238.
Colorado St.-Todd Centeio 20-38-1-238.

RECEIVING: Vanderbilt-Cam Johnson 9-66; Devin Boddie Jr. 6-38; Chris Pierce Jr. 4-76; Will Sheppard 4-42; Re'Mahn Davis 4-16.
Colorado State-Trey McBride 8-114; Dante Wright 4-43; E.J. Scott 3-38; David Bailey 3-36; A'Jon Vivens 1-5; Cam Butler 1-2.

INTERCEPTIONS: Vanderbilt-Jaylen Mahoney 1-0.
Colorado State-None.

FUMBLES: Vanderbilt-Cam Johnson 1-0; Ken Seals 1-1.
Colorado St.-Dante Wright 1-0.

TACKLES (UA-A): Vanderbilt-Anfernee Orji 6-7; Ethan Barr 4-7; Dashaun Jenkins 2-7; Brayden DeVaultSmith 1-3; Daevion Davis 1-3; Michael Owusu 0-4; Gabe Jeudy-Lally 0-4; Elijah McAllister 2-1; Jaylen Mahoney 2-1; Maxwell Worship 1-2; De'Rickey Wright 1-1; Raashaan Wilkins Jr. 0-2; Nate Clifton 0-2; Alex Williams 0-2; BJ Anderson 1-0; Malik Langham 1-0; Brendon Harris 1-0; Wesley Schelling 0-1; Allan George 0-1; Lorenza Surgers 0-1; Terion Sugick 0-1.
Colorado State-Dequan Jackson 2-10; Tywan Francis 6-3; Thomas Pannunzio 3-5; Henry Blackburn 1-7; Scott Patchan 1-7; Marshau Cameron 2-5; Toby McBride 3-3; Devin Phillips 1-4; Bam Amina 0-5; Logan Stewart 1-3; Mohamed Kamara 2-1; Tavian Brown 1-2; Cam Ron Carter 0-3; Manny Jones 0-3; Robert Floyd 2-0; Rashad Ajayi 0-2; Ellison Hubbard 0-2; Jordan Kress 1-0; TEAM 1-0; Ross Reiter 1-0; Jack Howell 0-1.

Dores Fall in Opener

FORT COLLINS, Colo. - Joseph Bulovas drilled a 38-yard field goal with 19 seconds left and Vanderbilt beat Colorado State 24-21 at Canvas Stadium.

The victory was the first for head coach Clark Lea at his alma mater.

The Commodores (1-1) trailed 14-0 at one point, but scored 21 straight and then recovered from a late Rams touchdown to break an 11-game losing streak dating to 2019. Vandy had also lost 10 straight road games and 13 straight against Football Bowl Subdivision opponents.

Vandy started the final quarter leading 21-14 and held that lead until less than four minutes remained on the clock. But Colorado State quarterback Todd Centeio found tight end Trey McBride on a fourth-down pass from the 3 that tied the score at 21-all with 3:07 to play.

That gave the Dores plenty of time to march down the field and set up Bulovas' heroics.

Vanderbilt quarterback Ken Seals finished the night 26 of 41 for 236 yards and accounted for all three of his team's touchdowns – two passing and one rushing. Re'Mahn Davis ate up 77 yards on the ground and Anfernee Orji made a team-high 13 tackles.

Vandy's end to the night, however, was in stark contrast to its start.

Colorado State wasted no time getting on the scoreboard after the opening kickoff. A five-play, 75-yard drive ended with Todd Centeio rolling right and finding an open David Bailey in the flat for an easy 3-yard touchdown pass making it 7-0.

On the first play of the second quarter, Seals fumbled the ball away on his own 27. Two plays later Bailey split the Vanderbilt defense up the middle for a 20-yard touchdown run making it 14-0.

Vandy got right back in it before halftime thanks to a key special teams play. Allan George came off the left edge on a Colorado State (0-2) and got his hand on the kick making for a short, wobbly punt that rested at the Vandy 42.

The Commodores offense quickly took advantage and drove to the 20 – after a Colorado State personal foul penalty – and scored when Seals found Chris Pierce down the right side of the field.

That allowed Vanderbilt to head into the break down just 14-7 with 30 minutes left to play.

Vandy had only 120 yards of offense, lost a fumble and have five penalties in the first half – yet found itself down a single score at halftime.

The Vanderbilt defense came big in the third quarter when Jaylen Mahoney picked off a Centeio pass at the Vanderbilt 47. That placed momentum firmly in the hands of the Commodores and Seals led the offense on a nine-play drive that ended with a 9-yard touchdown pass to Cam Johnson.

With 9:36 to go in the third quarter, Vandy had tied the score at 14-all.

Seals would give the Commodores the lead four minutes later with a 1-yard plunge over left guard making it 21-14 at the 5:32 mark.

That's where the score would remain going into the fourth quarter.

2021 Game Recaps

Vanderbilt vs. Stanford Sept. 18 • Nashville, Tenn.

	1	2	3	4	Final
Stanford (2-1)	14	13	7	7	41
Vanderbilt (1-2)	7	7	3	6	23

Qtr	Time	Team - Scoring Play	Plays-Yards	TOP
1st	12:37	STAN - Tanner McKee 7 yd run (Karty kick)	4-75	2:23
	7:35	VANDY - Re'Mahn Davis 1 yd run (Bulovas kick)	14-75	5:02
	2:52	STAN - Nathaniel Peat 21 yd run (Kartykick)	9-68	4:36
2nd	4:19	VANDY - Devin Boddie Jr. 3 yd pass from Seals (Bulovas kick)	14-98	7:16
	1:53	STAN - Joshua Karty 46 yd field goal	5-26	2:17
	0:40	STAN - Brycen Tremayne 5 yd pass from McKee (Karty kick)	2-31	0:42
3rd	0:00	STAN - Joshua Karty 35 yd field goal	1-0	0:05
	11:18	STAN - Jay Symonds 5 yd pass from McKee (Karty kick)	4-55	1:31
	8:26	VANDY - Joseph Bulovas 34 yd field goal	9-59	2:52
4th	1:44	STAN - E.J. Smith 1 yd run (Karty kick)	8-86	5:08
	0:00	VANDY - Cam Johnson 26 yd pass from Wright	8-75	1:44

	Stanford	Vanderbilt
FIRST DOWNS	20	23
RUSHES-YARDS (NET)	27-204	44-247
PASSING YDS (NET)	218	151
Passes Att-Comp-Int	29-19-0	40-18-1
TOTAL OFFENSE PLAYS-YARDS	56-422	84-398
Fumble Returns-Yards	0-0	0-0
Punt Returns-Yards	4-82	1-0
Kickoff Returns-Yards	2-71	0-0
Interception Returns-Yards	1-6	0-0
Punts (Number-Avg)	4-44.8	6-45.2
Fumbles-Lost	0-0	0-0
Penalties-Yards	8-53	7-66
Possession Time	28:38	31:22
Third-Down Conversions	2 of 9	5 of 18
Fourth-Down Conversions	1 of 2	4 of 4
Red-Zone Scores-Chances	5-6	3-3
Sacks By: Number-Yards	1-9	1-3

RUSHING: Stanford-Austin Jones 7-80; Nathaniel Peat 5-51; Casey Filkins 4-38; E.J. Smith 5-26; Tanner McKee 4-9; Isaiah Sanders 1-0; Benjami Yurosek 1-0. Vanderbilt-Rocko Griffin Jr. 19-107; Re'Mahn Davis 12-76; Mike Wright 3-36; Ken Seals 7-16; James Ziglor III 2-8; Patrick Smith 1-4.

PASSING: Stanford-Tanner McKee 19-29-0-218. Vanderbilt-Ken Seals 16-37-1-120; Mike Wright 2-3-0-31.

RECEIVING: Stanford-Brycen Tremayne 5-54; Elijah Higgins 4-31; Benjami Yurosek 2-47; Jay Symonds 2-31; E.J. Smith 2-8; John Humphreys 1-26; Austin Jones 1-9; Houston Heimuli 1-7; Nathaniel Peat 1-5. Vanderbilt-Chris Pierce Jr. 6-52; Will Sheppard 6-43; Cam Johnson 2-28; Gavin Schoenwald 1-19; Amir Abdur-Rahman 1-5; Devin Boddie Jr. 1-3; Rocko Griffin Jr. 1-1.

INTERCEPTIONS: Stanford-Jimmy Wyrick 1-6. Vanderbilt-None.

FUMBLES: Stanford-None. Vanderbilt-None.

TACKLES (UA-A): Stanford-Kyu Blu Kelly 5-3; Gabe Reid 6-1; Jordan Fox 6-1; Stephen Herron 5-2; Zahran Manley 4-2; Kend Williamson 1-5; Jimmy Wyrick 4-0; Thomas Booker 3-1; Levani Damuni 3-1; Noah Williams 3-0; Tangalo Kaufusi 2-0; Ricky Miezan 1-1; Aaron Armitage 0-2; J Mangum-Farrar 0-2; Tobin Phillips 0-2; Mitch Leigber 1-0; Sinclair,Trista 0-1; Franklin,Anthon 0-1; Lynch,Jake 0-1. Vanderbilt-Anfernee Orji 5-1; Dashaun Jerkins 4-1; De'Rickey Wright 2-2; GabeJeudy-Lally 2-1; Brendon Harris 2-1; Ethan Barr 2-1; Michael Owusu 1-2; AllanGeorge 2-0; Chris Pierce Jr. 2-0; Nate Clifton 2-0; Lorenza Surgers 2-0; Feleti Afemui 2-0; Jaylen Mahoney 2-0; Alex Williams 1-1; Raashaan Wilkins Jr. 1-1;Daevion Davis 1-1; Errington Truesdell 1-0; Chase Lloyd 1-0; Amir Abdur-Rahman 1-0; Michael Spencer 1-0; James Ziglor III 1-0.

Commodores Succumb to Cardinal

NASHVILLE, Tenn. - Stanford quarterback Tanner McKee threw for 218 yards and two touchdowns and the Cardinal used a 13-point blitz at the end of the first half to pull away from Vanderbilt 41-23 at Vanderbilt Stadium.

The Commodores (1-2) were outscored 27-9 after having tied the game at 14-14 in the second quarter.

Vanderbilt got 107 rushing yards from Rocko Griffin and 247 as a team. Quarterback Ken Seals finished 16 of 37 for 120 yards and a touchdown, but was also intercepted once. The Does were 5-for-18 on third down.

The Cardinal averaged 7.5 yards per play in the victory.

Stanford wasted little time finding the end zone a little more than 2 1/2 minutes into the contest. A 61-yard run by Austin Jones set up the Cardinal inside the 10 before McKee took an option keeper to the right and scored untouched from seven yards out.

Vanderbilt countered immediately with a 14-play drive that resulted in a Re'Mahn Davis 1-yard touchdown run on a 4th-and-goal call. Davis was hit at the line but spun and twisted across the goal line to knot the score at 7-7 with 7:35 left in the opening quarter.

The Cardinal needed just 4 1/2 minutes to retake the lead and went ahead 14-7 on Nathaniel Peat's 21-yard touchdown sprint through the left side of the line.

Vandy's defense stood tall early in the second quarter by stuffing a 4th-and-goal run that could have put the Cardinal up two scores.

That momentum shift led to the Commodores marching 98 yards down the field with precision and poise on 14 plays, the last of which was a Seals 3-yard pass into the left corner of the end zone for Devin Boddie. That tied the game at 14-14 with 4:19 to go in the half.

Stanford (2-1) got a 46-yard field goal from Joshua Karty with 1:53 left in the quarter - and then the Cardinal defense caught a break.

Jimmy Wyrick picked off a Seals pass at the Vandy 31 and, one play later, McKee hit Brycen Tremayne with a 5-yard jump ball into the left side of the end zone.

The Cardinal weren't quite done either. A 3-and-out from the Vandy offense followed by a long Casey Filkins punt return set up Karty for a 35-yard field goal. His kick was true as time expired making it 27-14.

Stanford scored 13 points in the final 1:53 of the half, a half in which it averaged 8.9 yards per play.

After the Cardinal defense forced a punt to start the second half the Stanford offense quickly put another touchdown on the board with a four-play, 55-yard drive that was polished off by McKee's 5-yard touchdown pass to fullback Jay Symonds. The score read 34-14 after 3 1/3 minutes of the third quarter.

Joseph Bulovas helped Vandy cut into the deficit with a 34-yard field goal three minutes later.

Neither team scored again until E.J. Smith punched in a 1-yard touchdown run with 1:44 to go. Quarterback Mike Wright found Cam Johnson for a 26-yard touchdown pass as time expired.

Davis finished with 76 yards rushing and a touchdown on 12 carries before leaving the contest in the third quarter with an injury. Jones totaled 80 yards on the ground for the Cardinal.

2021 Game Recaps

Vanderbilt vs. No. 2 Georgia Sept. 25 • Nashville, Tenn.

	1	2	3	4	Final
Georgia (4-0)	35	3	17	7	62
Vanderbilt (1-3)	0	0	0	0	0

Qtr	Time	Team - Scoring Play	Plays-Yards	TOP
1st	11:21	UGA - Brock Bowers 12 yd run (Podlesny kick)	5-49	1:53
	08:02	UGA - Brock Bowers 25 yd pass from Daniels (Podlesny kick)	6-63	2:28
	7:11	UGA - Zamir White 1 yd run (Podlesny kick)	2-4	0:40
	6:42	UGA - Ladd McConkey 12 yd pass from Daniels (Podlesny kick)	2-21	0:17
	3:08	UGA - Ladd McConkey 24 yd run (Podlesny kick)	5-71	2:15
2nd	0:15	UGA - Jack Podlesny 31 yd field goal	6-36	0:44
3rd	10:57	UGA - Brock Bowers 29 yd pass from Bennett (Podlesny kick)	7-72	3:59
	8:11	UGA - Kenny McIntosh 4 yd run (Podlesny kick)	5-61	2:05
	4:17	UGA - Jack Podlesny 36 yd field goal	6-16	2:05
4th	13:06	UGA - Daijun Edwards 15 yd run (Podlesny kick)	7-47	3:47

	Georgia	Vanderbilt
FIRST DOWNS	29	4
RUSHES-YARDS (NET)	48-238	28-53
PASSING YDS (NET)	293	24
Passes Att-Comp-Int	28-21-1	18-5-2
TOTAL OFFENSE PLAYS-YARDS	76-531	46-77
Fumble Returns-Yards	1-16	0-0
Punt Returns-Yards	2-19	0-0
Kickoff Returns-Yards	1-19	4-62
Interception Returns-Yards	2-20	1-0
Punts (Number-Avg)	2-35.0	9-42.3
Fumbles-Lost	2-0	2-1
Penalties-Yards	4-17	4-29
Possession Time	37:16	22:44
Third-Down Conversions	6 of 14	2 of 13
Fourth-Down Conversions	0 of 1	0 of 1
Red-Zone Scores-Chances	7-8	0-0
Sacks By: Number-Yards	1-10	0-0

RUSHING: Georgia-Zamir White 9-47; Daijun Edwards 10-46; Kenny McIntosh 8-36; Stetson Bennett 5-35; James Cook 8-35; Ladd McConkey 1-24; Brock Bowers 1-12; Sevaughn Clark 2-4; Carson Beck 1-2.
Vanderbilt-Mike Wright 8-41; Patrick Smith 6-13; Rocko Griffin Jr. 8-7; Dylan Betts-Pauley 2-0; James Zigor III 2-minus 2; Ken Seals 2-minus 6.

PASSING: Georgia-Stetson Bennett 11-15-1-151; JT Daniels 9-10-0-131; Carson Beck 1-3-0-11.
Vanderbilt-Ken Seals 2-9-1-8; Mike Wright 3-9-1-16.

RECEIVING: Georgia-Brock Bowers 4-69; Ladd McConkey 4-62; Jermaine Burton 4-46; Adonai Mitchell 3-40; Kearis Jackson 2-35; Joh FitzPatrick 1-28; Jackson Meeks 1-11; Justin Robinson 1-6; Jaylen Johnson 1-minus 4.
Vanderbilt-Rocko Griffin Jr. 2-6; Cam Johnson 1-10; Chris Pierce Jr. 1-6; Devin Boddie Jr. 1-2.

INTERCEPTIONS: Georgia-Christopher Smith 1-20; Kamari Lassiter 1-0.
Vanderbilt-Ethan Barr 1-0.

FUMBLES: Georgia-Kenny McIntosh 1-0; Adonai Mitchell 1-0.
Vanderbilt-James Zigor III 1-1; Cam Johnson 1-0.

TACKLES (UA-A): Georgia-Robert Beal Jr. 3-0; Jalen Carter 2-1; Tramel Walthour 2-1; Smith, Nolan 2-1; Latavious Brini 1-2; Nakobe Dean 1-2; Jackson Meeks 2-0; Zion Logue 2-0; Chaz Chambliss 1-1; Lewis Cine 1-1; Warren Brinson 1-1; Channin Tindall 1-1; Tykee Smith 1-1; Tymon Mitchell 0-2; Javon Bullard 1-0; Derion Kendrick 1-0; Daniel, David 1-0; Kamari Lassiter 1-0; MJ Sherman 0-1; Kelee Ringo 0-1; Devonte Wyatt 0-1; Bill Norton 0-1; Vanderbilt-Maxwell Worship 8-1; Michael Owusu 4-3; Ethan Barr 3-3; Anfernee Orji 4-1; Allan George 4-0; Marlen Sewell 4-0; Brendon Harris 2-2; Jaylen Mahoney 2-1; Daevion Davis 2-1; Gabe Jeudy-Lally 2-1; Elijah McAllister 1-2; Nate Clifton 2-0; Devin Lee 1-1; Justin Harris 1-1; Dashaun Jerkins 0-2; Marcus Bradley 1-0; Errington Truesdell 1-0.

Dogs Too Much for Dore

NASHVILLE, Tenn. - Visiting No. 2 Georgia put up 35 points in less than 12 minutes to begin the day and never looked back in a 62-0 win over Vanderbilt at Vanderbilt Stadium.

The Commodores turned the ball over twice in the first quarter and didn't earn a first down until the end of the opening period. Georgia scored a touchdown on each of its first five drives to leave no doubt.

Georgia opened the scoring by marching 37 yards to the Vandy 12 where tight end Brock Bowers took an end around past right end for a touchdown run making it 7-0. Three minutes later, on a third-down play, JT Daniels found Bowers on a 25-yard touchdown pass putting the Bulldogs up 14-0 midway through the opening period.

Vanderbilt return man James Zigor fumbled the ensuing kickoff and Daijun Edwards returned it to the 4 going in. One play later Zamir White plunged in from a yard out making it 21-0.

Vandy's next offensive play evolved into a Ken Seals interception into the arms of safety Christopher Smith. Moments later Daniels found Ladd McConkey on a 12-yard touchdown pass into the right corner of the end zone making it 28-0.

McConkey put the Bulldogs up 35-0 with a 24-yard touchdown run on a reverse around left end. There remained 3:08 in the first quarter at that point.

But Vanderbilt caught its breath and settled down from there. The Commodore defense got an interception from Ethan Barr and fourth-down stop inside the five to keep Georgia off the scoreboard for much of the second quarter.

Jack Podlesny's 31-yard field goal just before halftime sent the teams to the locker room with the scoreboard reading 38-0.

Vanderbilt finished with 50 yards of offense – 44 of which were on the ground – in the first half and went 1 of 7 on third down. Georgia, meanwhile, averaged 7.6 yards per play.

The Bulldogs began the third quarter with a 29-yard touchdown pass from Stetson Bennett to Bowers. Kenny McIntosh punched in a 4-yard scoring run less than three minutes later making it 52-0.

Podlesny booted a 36-yard field goal putting the Bulldogs ahead 55-0 going into the fourth quarter.

Edwards scored on a 15-yard touchdown run to begin the fourth quarter putting the Bulldogs up 62-0 and providing the final margin.

Daniels finished 9-for-10 passing for 121 yards and two touchdowns. Bowers made four grabs for 69 yards and two scores.

Vanderbilt, which dropped its 14th SEC game in a row, finished with 77 total yards of offense and went 5 of 18 passing.

2021 Game Recaps

Vanderbilt vs. UConn Oct. 2 • Nashville, Tenn.

	1	2	3	4	Final
UConn (0-6)	6	10	0	12	28
Vanderbilt (2-3)	3	14	0	13	30

Qtr	Time	Team - Scoring Play	Plays-Yards	TOP
1st	10:52	UConn - Joe McFadden 38 yd field goal	10-50	4:03
	7:28	UConn - Joe McFadden 44 yd field goal	9-30	2:22
	3:12	VANDY - Joseph Bulovas 39 yd field goal	9-54	4:16
2nd	14:12	VANDY - Will Sheppard 26 yd pass from Seals (Bulovas kick)	6-80	2:36
	10:28	UConn - Joe McFadden 31 yd field goal	8-44	2:37
	4:00	VANDY - Rocko Griffin Jr. 1 yd run (Bulovas kick)	13-77	6:21
4th	11:16	VANDY - Joseph Bulovas 27 yd field goal	14-76	6:03
	8:19	VANDY - Will Sheppard 38 yd pass from Seals (Bulovas kick)	4-67	1:24
	5:21	UConn - Kevens Clercius 8 yd pass from Krajewski (Rose pass failed)	9-79	2:53
	1:07	UConn - Steve Krajewski 17 yd run (Turner pass failed)	8-78	1:54

	UConn	Vanderbilt
FIRST DOWNS	24	23
RUSHES-YARDS (NET)	37-192	33-106
PASSING YDS (NET)	331	333
Passes Att-Comp-Int	43-24-2	40-27-1
TOTAL OFFENSE PLAYS-YARDS	80-523	73-439
Fumble Returns-Yards	0-0	0-0
Punt Returns-Yards	0-0	0-0
Kickoff Returns-Yards	6-150	4-74
Interception Returns-Yards	1-2	2-1
Punts (Number-Avg)	2-44.5	5-42.4
Fumbles-Lost	0-0	1-1
Penalties-Yards	12-102	5-60
Possession Time	29:21	30:39
Third-Down Conversions	4 of 15	6 of 16
Fourth-Down Conversions	3 of 4	2 of 2
Red-Zone Scores-Chances	3-5	3-3
Sacks By: Number-Yards	1-6	2-16

RUSHING: UConn-Nate Carter 24-123; Steve Krajewski 6-42; Tyl Phommachanh 1-18; Kevin Mensah 4-10; Brian Brewton 1-2; Hero Maurisseau 1-minus 3.
Vanderbilt-Rocko Griffin Jr. 19-77; Patrick Smith 6-30; Ken Seals 8-minus 1.

PASSING: UConn-Steve Krajewski 18-34-2-264; Tyl Phommachanh 5-7-0-41; Jay Rose 1-2-0-26.
Vanderbilt-Ken Seals 27-40-1-333.

RECEIVING: UConn-Jay Rose 5-91; Keelan Marion 4-102; Kevens Clercius 4-68; Aaron Turner 3-12; Brian Brewton 3-3; Kevin Mensah 2-15; Brand Niemenski 1-26; Hero Maurisseau 1-9; Nate Carter 1-5
Vanderbilt-Chris Pierce Jr. 9-103; Will Sheppard 8-119; Devin Boddie Jr. 6-66; Rocko Griffin Jr. 2-10; Ben Bresnahan 1-30; Patrick Smith 1-5.

INTERCEPTIONS: UConn-Jackson Mitchell 1-2.
Vanderbilt-Maxwell Worship 1-1; Gabe Jeudy-Lally 1-0.

FUMBLES: UConn-None.
Vanderbilt-Maxwell Worship 1-1.

TACKLES (UA-A): UConn-Ian Swenson 8-1; Travis Jones 6-1; Jackson Mitchell 5-2; Jeremy Lucien 5-1; Eric Watts 4-1; Durante Jones 4-0; Wortham,Tre 4-0; Jalon Ferrell 2-1; Hunter Webb 2-1; D.J. Morgan 2-0; Malik Dixon 2-0; Stan Cross 2-0; Jordan Morrison 2-0; Dalmon Gouridine 1-1; Marquayveon Evans 1-0; Kevon Jones 1-0.
Vanderbilt-Ethan Barr 5-4; Dashaun Jenkins 7-1; Jaylen Mahoney 6-1; Nate Clifton 5-2; Maxwell Worship 4-1; Anfernee Orji 3-2; Brendon Harris 3-1; Daevion Davis 1-3; Lorenza Surgers 2-1; Gabe Jeudy-Lally 2-0; Allan George 1-1; Elijah McAllister 1-1; Alex Williams 1-0; Errington Truesdell 1-0; Michael Owusu 1-0; CJ Taylor 1-0; Brayden Bapst 1-0; Chase Lloyd 1-0; Chris Pierce Jr. 1-0; Tyrell Alexander 1-0; Marcus Bradley 1-0; Devin Lee 0-1; Raashaan Wilkins Jr. 0-1.

Bulovas at the Buzzer

NASHVILLE, Tenn. - Joseph Bulovas connected on a 31-yard field goal as time expired, and Vanderbilt broke a seven-game home losing streak by defeating Connecticut 30-28 at Vanderbilt Stadium.

Bulovas' kick capped a seven-play, 47-yard drive over the final 1:07 of the game after the Commodores had seen a 27-16, fourth-quarter lead evaporate. But a personal foul on a kickoff return and a pass interference penalty on the Huskies helped Vandy slide down the field into position to win.

The winning kick snapped Vanderbilt's slide of eight home defeats in a row and nine defeats in a row at Vanderbilt Stadium against FBS opponents.

Clinging to a 17-16 lead to start the fourth quarter, Vanderbilt got a 27-yard field goal from Bulovas for a 20-16 cushion.

On the ensuing possession, Gabe Jeudy-Lally picked up his first career interception on the Vanderbilt 33 yard line with 9:43 to play. That set up a rapid, four-play scoring drive that saw Ken Seals hit Will Sheppard on a 38-yard touchdown pass to make it 27-16.

Sheppard used a double move to streak free down the right seam, then he spun free from two defenders to waltz into the end zone. Vandy looked to be in great shape.

But Connecticut answered with an impressive drive that covered 79 yards in a little less than three minutes. Steven Krajewski, on the drive's ninth play, hit Kevens Clercius with an eight-yard touchdown pass with 5:21 on the clock.

Their attempt at a two-point conversion was unsuccessful, leaving the score at 27-22.

Connecticut forced a Vandy 3-and-out and then went 78 yards in less than two minutes to take a 28-27 lead on Krajewski's 17-yard quarterback keeper straight up the gut. That left 1:07 on the clock for the Commodores.

Just enough time for Bulovas' heroics.

Seals finished 27 of 40, passing for 333 yards and two touchdowns, while Sheppard caught eight balls for 119 yards and two scores.

Connecticut opened the scoring Saturday with the initial drive of the ballgame. A Joe McFadden 38-yard field goal capped a 10-play, 50-yard drive and gave the visitors a 3-0 lead.

McFadden added a 45-yard field goal at the 7:28 mark of the first quarter, putting UConn ahead 6-0.

Vandy finally dented the scoreboard four minutes later, thanks to a 39-yard field goal off the right foot of Bulovas. That completed a nine-play, 54-yard scoring drive for the Commodores.

A 26-yard touchdown pass from Seals to Sheppard – on the first play of the second quarter – gave Vanderbilt its first lead of the day. On 3rd and 8, Seals dropped back and hit Sheppard in stride down the right sideline for the score, making it 10-6.

McFadden's third field goal of the night was of the 31-yard variety and made the score 10-9 with 10:28 left in the half.

Vanderbilt answered emphatically with a 13-play drive that ate more than six minutes off the clock and chewed up 77 yards. Rocko Griffin polished off the series with a 1-yard touchdown run untouched through the left side of the line, giving the Dores a 17-9 lead.

The Huskies got some momentum back going into halftime when, faced with a 4th-and-8 from the Vandy 40, Krajewski threw a 40-yard touchdown pass to Keelan Marion.

That put the scoreboard at 17-16 in favor of Vanderbilt going into the locker room.

Vandy defense came up big twice in the third quarter with a third-down stop inside the 5 that led to a missed field goal and a fourth-down stop on its own 17 on the heels of a Seals interception. Those plays were a major reason Vandy took that 17-16 advantage into the final period.

2021 Game Recaps

Vanderbilt at No. 20 Florida Oct. 9 • Gainesville, Fla.

	1	2	3	4	Final
Vanderbilt (2-4)	0	0	0	0	0
Florida (4-2)	14	7	21	0	42

Qtr	Time	Team - Scoring Play	Plays-Yards	TOP
1st	11:16	UF - Dameon Pierce 1 yd run (Christmann kick)	8-78	2:17
	5:23	UF - Ja'Quavion Frazier 5 yd pass from Jones (Christmann kick)	7-49	2:33
2nd	3:55	UF - Trent Whittemore 9 yd pass from Jones (Christmann kick)	4-60	1:09
3rd	12:07	UF - Dameon Pierce 61 yd pass from Jones (Christmann kick)	6-79	2:48
	10:26	UF - Jacob Copeland 25 yd pass from Jones (Christmann kick)	2-72	0:36
	8:46	UF - Dameon Pierce 1 yd run (Christmann kick)	3-30	0:40

	Vanderbilt	Florida
FIRST DOWNS	18	18
RUSHES-YARDS (NET)	34-88	34-181
PASSING YDS (NET)	199	298
Passes Att-Comp-Int	45-24-2	28-18-2
TOTAL OFFENSE PLAYS-YARDS	79-287	62-479
Fumble Returns-Yards	1-3	2-19
Punt Returns-Yards	1-10	4-26
Kickoff Returns-Yards	1-17	1-17
Interception Returns-Yards	2-0	2-0
Punts (Number-Avg)	6-39.2	4-50.0
Fumbles-Lost	0-0	1-0
Penalties-Yards	3-35	8-80
Possession Time	26:08	23:50
Third-Down Conversions	8 of 20	2 of 9
Fourth-Down Conversions	1 of 3	3 of 3
Red-Zone Scores-Chances	0-3	4-4
Sacks By: Number-Yards	0-0	3-16

RUSHING: Vanderbilt-Patrick Smith 17-75; Rocko Griffin Jr. 9-12; Devin Boddie Jr. 2-10; Mike Wright 3-6; Ken Seals 3-minus 15.
Florida-Nay'Quan Wright 7-46; Emory Jones 5-40; Jeremy Crawshaw 1-28; Demarcus Bowman 5-21; Lorenzo Lingard 3-13; Dameon Pierce 7-12; Anthony Richardson 5-11; Rick Wells 1-10.

PASSING: Vanderbilt-Ken Seals 22-43-2-192; Mike Wright 2-2-0-7.
Florida-Emory Jones 14-22-1-273; Anthony Richardson 4-6-1-25.

RECEIVING: Vanderbilt-Devin Boddie Jr. 5-49; Chris Pierce Jr. 5-25; Cam Johnson 4-49; Will Sheppard 4-45; Patrick Smith 3-14; Ben Bresnahan 2-10; Rocko Griffin Jr. 1-7.
Florida-Jacob Copeland 5-79; Trent Whittemore 3-42; Nay'Quan Wright 2-57; Ja'Quavion Frazier 2-10; Dameon Pierce 1-61; Rick Wells 1-19; Xavier Henderson 1-10; Lorenzo Lingard 1-9; Justin Shorter 1-9; Keon Zipperer 1-2.

INTERCEPTIONS: Vanderbilt-Elijah McAllister 1-0; Dashaun Jerkins 1-0.
Florida-None.

FUMBLES: Vanderbilt-None.
Florida-Xavier Henderson 1-0.

TACKLES (UA-A): Vanderbilt-Anfernee Orji 2-5; De'Rickey Wright 3-3; Nate Clifton 2-4; Ethan Barr 1-5; Maxwell Worship 4-0; Allan George 3-1; Lorenza Surgers 0-4; Gabe Jeudy-Lally 3-0; Errington Truesdell 2-1; Daeion Davis 1-2; Jaylen Mahoney 1-2; Christian James 0-3; Bradley Ashmore 2-0; Cam Johnson 2-0; Dashaun Jerkins 2-0; Elijah McAllister 1-1; Malik Langham 1-1; Brayden DeVault-Smith 0-2; Chase Lloyd 1-0.
Florida-Rashad Torrence 5-10; Mohamoud Diabate 1-8; Jadarius Perkins 2-5; Trey Dean III 1-6; Ty'Ron Hopper 1-6; Jeremiah Moon 3-3; Avery Helm 2-3; Lacedrick Brunson 1-4; Gervon Dexter 0-3; Derek Wingo 0-3; Lloyd Summerall 0-3; Brenton Cox Jr. 2-0; Ethan Pouncey 1-1; Priney Umanmielen 1-1; Donovan McMillon 1-1; Antwaun Powell 1-1; Justus Boone 0-2; Tre'Vez Johnson 1-0; Keon Zipperer 1-0; Ja'Quavion Frazier 1-0; Mordec McDaniel 1-0.

Commodores Drop Contest at No. 20 Florida

GAINESVILLE, Fla. — Florida quarterback Emory Jones threw for 273 yards and four touchdowns and the 20th-ranked Gators ran away from Vanderbilt 42-0 at Ben Hill Griffin Stadium.

Vandy trailed just 21-0 at halftime and had knocked on the scoring door multiple times, but the Gators left no doubt over the final 30 minutes. Florida scored three touchdowns in less than seven minutes to start the third quarter to put the result out of reach for the visitors.

Vanderbilt quarterback Ken Seals threw for 192 yards. The sophomore, however, was picked off twice. Chris Pierce, Cam Johnson, Will Sheppard and Devin Boddie each had four receptions for Vandy while Patrick Smith rushed for 75 yards.

After Vanderbilt's first offensive drive went 3-and-out, the Gators scored on a 1-yard run by Dameon Pierce at the 11:16 mark. An eight-play, 78-yard drive was highlighted by a 34-yard run by Nay'Quan Wright.

Florida's second touchdown came via a 5-yard touchdown pass from Jones to Ja'Quavion Frazier. That play capped a seven-play, 49-yard drive in a little more than 2 1/2 minutes.

Vanderbilt's defense showed some life at the end of the opening period by getting an Elijah McAllister interception. But the ensuing possession ended with a 39-yard field goal going off the left upright no good.

The Commodores' defense held Florida to 17 yards and two punts and forced that interception over the course of three drives to keep Vandy within striking distance. But a Seals pass with 5:04 left until halftime was picked out of the air by Gators linebacker Daquan Newkirk.

Three plays later Jones found Trent Whittemore on a 9-yard touchdown pass putting Florida up 21-0.

Vanderbilt showed some more resiliency and put together a 75-yard drive that took nearly 3 1/2 minutes off the clock. On the 13th play of that drive, a fourth-down call at the 2, Seals lobbed a ball into the left side of the end zone to Pierce that appeared to be a touchdown – but officials overruled the call and termed it an incomplete catch.

Thus, Florida took a 21-0 lead into the halftime break.

Vandy totaled 200 yards of offense, averaged 9.3 yards per completion and was 5 of 11 on third down in the first half, but two missed field goals, an interception and a turnover on downs were major factors in the scoreless first half.

Florida began the second half by using a fake punt run to keep a drive alive. Jones then hit Pierce on a 61-yard touchdown pass putting the Gators ahead 28-0.

Jones' fourth touchdown pass of the day, a 25-yarder to Jacob Copeland less than two minutes later, made it a 35-0 lead for Florida. A Pierce 1-yard plunge coming on the heels of Seals' second pick of the day made it 42-0 with 8:46 left in the quarter.

That proved to be the final margin.

2021 Game Recaps

Vanderbilt at South Carolina Oct. 16 • Columbia, S.C.

	1	2	3	4	Final
Vanderbilt (2-5)	3	7	7	3	20
South Carolina (4-3)	14	0	0	7	21

Qtr	Time	Team - Scoring Play	Plays-Yards	TOP
1st	9:49	SC - Nick Muse 2 yd pass from Doty (White kick)	12-75	5:11
	6:03	VANDY - Joseph Bulovas 42 yd field goal	7-51	3:46
	5:07	SC - Jaheim Bell 82 yd pass from Doty (White kick)	2-75	0:56
2nd	2:53	VANDY - Rocko Griffin Jr. 1 yd run (Bulovas kick)	3-14	1:31
3rd	5:17	VANDY - Will Sheppard 52 yd pass from Wright (Bulovas kick)	8-89	3:39
4th	1:36	VANDY - Joseph Bulovas 28 yd field goal	8-38	3:32
	0:37	SC - Xavier Legette 9 yd pass from Noland (White kick)	8-75	0:59

	Vanderbilt	South Carolina
FIRST DOWNS	15	17
RUSHES-YARDS (NET)	39-106	32-112
PASSING YDS (NET)	206	317
Passes Att-Comp-Int	21-11-1	35-22-2
TOTAL OFFENSE PLAYS-YARDS	60-312	67-429
Fumble Returns-Yards	1-17	0-0
Punt Returns-Yards	0-0	1-12
Kickoff Returns-Yards	3-35	1-22
Interception Returns-Yards	2-16	1-44
Punts (Number-Avg)	6-48.2	4-56.8
Fumbles-Lost	3-1	2-2
Penalties-Yards	3-15	10-78
Possession Time	29:37	28:47
Third-Down Conversions	5 of 14	7 of 13
Fourth-Down Conversions	0 of 1	0 of 1
Red-Zone Scores-Chances	2-3	2-5
Sacks By: Number-Yards	1-12	2-16

RUSHING: Vanderbilt-Rocko Griffin Jr. 18-57; Mike Wright 15-41; Patrick Smith 5-9; TEAM 1-minus 1.
South Carolina-Zaquandre White 12-65; Kevin Harris 6-35; MarShawn Lloyd 6-21; Jaheim Bell 1-0; Luke Doty 5-minus 1; TEAM 1-minus 1; Josh Vann 1-minus 7.

PASSING: Vanderbilt-Mike Wright 11-21-1-206.
South Carolina-Luke Doty 17-27-2-242; Zeb Noland 5-8-0-75.

RECEIVING: Vanderbilt-Will Sheppard 3-120; Cam Johnson 2-46; Chris Pierce Jr. 2-23; Patrick Smith 2-18; Devin Boddie Jr. 2-minus 1.
South Carolina-Jaheim Bell 6-136; Xavier Legette 4-31; Josh Vann 3-44; Dakereon Joyner 3-34; Nick Muse 2-31; Zaquandre White 2-17; EJ Jenkins 1-15; Kevin Harris 1-9.

INTERCEPTIONS: Vanderbilt-Dashaun Jerkins 1-minus 1; Ethan Barr 1-17.
South Carolina-Jordan Strachan 1-44.

FUMBLES: Vanderbilt-Mike Wright 2-1; Patrick Smith 1-0.
South Carolina-Jaheim Bell 1-1; MarShawn Lloyd 1-1.

TACKLES (UA-A): Vanderbilt-Anfernee Orji 7-1; Nate Clifton 5-0; Allan George 4-1; Ethan Barr 4-1; Brendon Harris 3-2; De'Rickey Wright 3-1; Jaylen Mahoney 3-1; Maxwell Worship 3-0; Dashaun Jerkins 1-2; Daevion Davis 1-1; Elijah McAllister 1-0; Christian James 1-0; Camden Coleman 1-0; Alex Williams 1-0; Terion Sugick 1-0; Lorenza Surgers 1-0; Bradley Ashmore 1-0; Gabe Jeudy-Lally 1-0; Ben Bresnahan 1-0.
South Carolina-Zacch Pickens 4-3; R.J. Roderick 6-0; Jaylan Foster 5-1; Kingsley Enagbare 3-3; Damani Staley 3-2; Cam Smith 3-2; Marcellas Dial 2-2; Darius Rush 3-0; Brad Johnson 1-2; Aaron Sterling 1-2; Debo Williams 2-0; M.J. Webb 1-1; Jabari Ellis 1-1; Vershon Lee 1-0; David Spaulding 1-0; Mohamed Kaba 1-0; Dakereon Joyner 1-0; Jayli Dickerson 1-0; Jordan Burch 1-0; Carlins Platel 0-1.

Heartbreak in South Carolina

COLUMBIA, S.C. — Vanderbilt got 206 yards passing and 41 rushing from Mike Wright and forced four South Carolina turnovers, but a last-minute touchdown gave the Gamecocks a 21-20 win at Williams-Brice Stadium.

The Commodores (2-5, 0-3 SEC) were 96 seconds away from breaking a 12-game losing streak to South Carolina and 10-game road SEC skid, but South Carolina backup quarterback Zeb Noland came in and led an eight-play, 75-yard drive that ended with his 9-yard touchdown pass to Xavier Legette with 37 seconds left.

That proved to be the game winner.

Wright, a sophomore, got his first career start at quarterback with sophomore Ken Seals out due to injury. His efforts, coupled with a mostly dominant defensive performance almost helped change the trajectory of Vandy's season and derail recent history.

But it wasn't meant to be.

Clinging to a 17-14 lead late in the fourth, and having overcome a 14-3 deficit, an Ethan Barr interception got the Commodores the ball back with 5:08 to play. A little more than 3 1/2 minutes later Joseph Bulovas kicked a 28-yard field goal making it 20-14.

Noland completed passes of 29, 15 and 21 yards to get the Gamecocks (4-3, 1-3 SEC) in position to score and win the contest.

South Carolina took the opening kickoff and put together a methodical drive that chewed up more than five minutes off the clock. Gamecocks' starting quarterback Luke Doty threw a 2-yard touchdown pass to tight end Nick Muse making it 7-0 and capping a 75-yard series.

Vanderbilt answered with a seven-play drive that stalled on the South Carolina 24. Bulovas kicked a 42-yard field goal from there making it a 7-3 game.

That bit of momentum for Vandy was short-lived as Doty hit Jaheim Bell on an 82-yard bomb putting the Gamecocks up 14-3 with 5:07 left in the opening stanza.

The Commodores settled down from there and got a big break late in the second quarter when a big Terion Sugick hit on South Carolina running back MarShawn Lloyd caused a fumble giving Vandy the ball at the 14 going in. Two plays later Rocko Griffin scored from the 1 to cut the deficit to 14-10.

That would be the way the score would read going into halftime. Vanderbilt held South Carolina to 33 yards, forced three punts, a fumble and a turnover on downs after falling behind in a 14-3 hole.

Late in the third quarter, Vandy's defense came through again thanks to a fumble caused by De'Rickey Wright and a recovery by Jaylen Mahoney. That led to a Mike Wright's 52-yard touchdown pass to Will Sheppard giving the Commodores their first lead at 17-14 with 5:17 left in the quarter.

Vanderbilt took that lead into the fourth quarter.

Anfernee Orji led the Commodores with eight tackles. Sheppard had three receptions for 120 yards and Griffin finished with 57 yards rushing.

2021 Game Recaps

Vanderbilt vs. Mississippi State Oct. 23 • Nashville, Tenn.

	1	2	3	4	Final
Mississippi State (4-3)	10	14	7	14	45
Vanderbilt (2-6)	0	3	3	0	6

Qtr	Time	Team - Scoring Play	Plays-Yards	TOP
1st	11:18	MSU - Makai Polk 9 yd pass from Rogers (Ruiz kick)	8-79	3:37
	1:48	MSU - Brandon Ruiz 36 yd field goal	14-55	7:30
2nd	14:55	VANDY - Joseph Bulovas 27 yd field goal	5-66	1:53
	9:01	MSU - Makai Polk 31 yd pass from Rogers (Ruiz kick)	10-60	3:38
	2:00	MSU - Rufus Harvey 6 yd pass from Rogers (Ruiz kick)	11-50	5:05
3rd	8:37	VANDY - Joseph Bulovas 41 yd field goal	7-25	2:15
	3:52	MSU - Malik Heath 9 yd pass from Rogers (Ruiz kick)	10-63	4:37
4th	11:38	MSU - J. Marks 5 yd run (Ruiz kick)	11-71	4:52
	0:51	MSU - Rara Thomas 28 yd pass from Lovertich (Ruiz kick)	8-80	3:41

	Mississippi State	Vanderbilt
FIRST DOWNS	30	5
RUSHES-YARDS (NET)	22-61	17-9
PASSING YDS (NET)	461	146
Passes Att-Comp-Int	65-47-2	25-17-1
TOTAL OFFENSE PLAYS-YARDS	87-522	42-155
Fumble Returns-Yards	1-22	0-0
Punt Returns-Yards	0-0	1-24
Kickoff Returns-Yards	3-76	3-62
Interception Returns-Yards	1-0	2-0
Punts (Number-Avg)	2-51.5	7-43.3
Fumbles-Lost	0-0	0-0
Penalties-Yards	9-68	5-40
Possession Time	39:02	20:58
Third-Down Conversions	10 of 16	1 of 11
Fourth-Down Conversions	1 of 1	0 of 0
Red-Zone Scores-Chances	5-5	1-1
Sacks By: Number-Yards	3-21	3-25

RUSHING: Mississippi State-Dillon Johnson 7-34; J. Marks 8-33; C. Lovertich 1-7; Will Rogers 6-minus 13.
Vanderbilt-Rocko Griffin Jr. 7-12; Patrick Smith 1-2; Mike Wright 9-minus 5.

PASSING: Mississippi State-Will Rogers 42-58-2-384; C. Lovertich 5-6-0-77; Jaden Walley 0-1-0-0.
Vanderbilt-Mike Wright 12-17-1-122; Jeremy Moussa 5-8-0-24.

RECEIVING: Mississippi State-Jaden Walley 5-72; Makai Polk 5-63; Christian Ford 5-63; Rara Thomas 5-52; Dillon Johnson 5-21; J. Marks 4-48; Caleb Ducking 4-40; L. Griffin 4-22; Austin Williams 3-30; Malik Heath 3-26; Rufus Harvey 2-17; J.J. Jernighan 1-4; Jamire Calvin 1-3.
Vanderbilt-Devin Boddie Jr. 4-69; Chris Pierce Jr. 2-35; Patrick Smith 2-8; Cam Johnson 2-7; Rocko Griffin Jr. 2-minus 1; Ben Bresnahan 1-8; Gavin Schoenwald 1-7; Logan Kyle 1-5; Amir Abdur-Rahman 1-4; Will Sheppard 1-4.

INTERCEPTIONS: Mississippi State-None.
Vanderbilt-Dashaun Jerkins 1-0; Jaylen Mahoney 1-0.

FUMBLES: Mississippi State-None.
Vanderbilt-None.

TACKLES (UA-A): Mississippi State-N. Watson 2-3; Tyrus Wheat 4-0; Esaias Furdge 1-3; Jett Johnson 3-0; Fred Peters 2-1; Martin Emerson 1-2; Corey Ellington 1-2; Jaden Crumedy 2-0; Jevon Banks 2-0; Aaron Brule 2-0; Janari Dean 2-0; Collin Duncan 1-1; Jalen Green 1-1; Ty Cooper 0-2; Aaron Odom 1-0; D. Richardson 1-0; L. Griffin 1-0; N. Pickering 1-0; Randy Charlton 1-0; John Lewis 0-1.
Vanderbilt-Jaylen Mahoney 8-2; Gabe Jeudy-Lally 7-3; Ethan Barr 6-2; Michael Owusu 4-2; Anfernee Orji 4-2; Maxwell Worship 5-0; Tyson Russell 2-2; Daevion Davis 2-0; Dashaun Jerkins 1-1; Allan George 1-1; Nate Clifton 1-1; Chase Lloyd 1-1; Justin Harris 1-1; Brayden DeVaultSmith 1-1; Elijah McAllister 0-2; Tyrell Alexander 1-0; Ben Bresnahan 1-0; Errington Truesdell 0-1; Brendon Harris 0-1.

Dores Drop Contest to Mississippi State

NASHVILLE, Tenn. — Visiting Mississippi State had five scoring drives of 10 plays or more and controlled the narrative from the outset in a 45-6 win over Vanderbilt at Vanderbilt Stadium.

Quarterback Will Rogers threw for 386 yards and completed four touchdown passes – two to Makai Polk – and the Bulldogs (4-3, 2-2 SEC) had more than 39 minutes of possession.

Vanderbilt (2-6, 0-4 SEC) mustered just 155 total yards of offense and was 1 of 11 on third down. It was the third time this season the Commodores failed to score a touchdown in a league game.

Mississippi State opened Saturday's game with a long, methodical drive that ended with a 9-yard touchdown pass from Rogers to Polk giving the Bulldogs a 7-0 lead less than four minutes into the game. Brandon Ruiz kicked a 36-yard field goal for Mississippi State later in the quarter making it 10-0.

Joseph Bulovas got Vanderbilt on the board with a 27-yard field goal on the first snap of the second quarter.

The Bulldogs added to their lead when Rogers found Polk again, this time on a 32-yard deep ball, that made it 17-3 in favor of the visitors with 9:01 left in the half.

Rogers' third touchdown pass of the half went to Rufus Harvey from six yards out. The Bulldogs took that 24-3 lead into the break.

Mississippi State put up 282 yards of offense and held possession for 22:35 of 30 first-half minutes. Vanderbilt ran just 16 offensive plays and totaled only 76 yards – zero of which were via the run.

Vandy scored the first points of the second half, a 41-yard Bulovas field goal, set up by a Dashaun Jerkins interception.

Rogers and the Bulldogs responded with a 10-play, 63-yard drive that was capped off by a 9-yard pass to Malik Heath putting Mississippi State 31-6. Jo'quavious Marks ran in a 5-yard score early in the fourth making it 38-6.

Chance Lovertich tossed a 28-yard touchdown pass to Rara Thomas with 51 seconds left to close the scoring.

Gabe Jeudy-Lally and Jaylen Mahoney each had 10 tackles for the Commodores. Mahoney also had an interception.

Season-by-Season Records • Head Coach Records

Season	W	L	T	Head Coach
1890	1	0	--	Elliott H. Jones
1891	3	1	--	Elliott H. Jones
1892	4	4	--	Elliott H. Jones
1893	6	1	--	W.J. Keller
1894	7	1	--	Henry Thornton
1895	5	3	1	C.L. Upton
1896	3	2	2	R.G. Acton
1897	6	0	1	R.G. Acton
1898	1	5	--	R.G. Acton
1899	7	2	--	J.L. Crane
1900	4	4	1	J.L. Crane
1901	6	1	1	W.H. Watkins
1902	8	1	--	W.H. Watkins
1903	6	1	1	J.H. Henry
1904	9	0	--	Dan McGugin
1905	7	1	--	Dan McGugin
1906	8	1	--	Dan McGugin
1907	5	1	1	Dan McGugin
1908	7	2	1	Dan McGugin
1909	7	3	--	Dan McGugin
1910	8	0	1	Dan McGugin
1911	8	1	--	Dan McGugin
1912	8	1	1	Dan McGugin
1913	5	3	--	Dan McGugin
1914	2	6	--	Dan McGugin
1915	9	1	--	Dan McGugin
1916	7	1	1	Dan McGugin
1917	5	3	--	Dan McGugin
1918	4	2	--	Ray Morrison
1919	5	1	2	Dan McGugin
1920	5	3	1	Dan McGugin
1921	7	0	1	Dan McGugin
1922	8	0	1	Dan McGugin
1923	5	2	1	Dan McGugin
1924	6	3	1	Dan McGugin
1925	6	3	--	Dan McGugin
1926	8	1	--	Dan McGugin
1927	8	1	2	Dan McGugin
1928	8	2	--	Dan McGugin
1929	7	2	--	Dan McGugin
1930	8	2	--	Dan McGugin
1931	5	4	--	Dan McGugin
1932	6	1	2	Dan McGugin
1933	4	3	3	Dan McGugin
1934	6	3	--	Dan McGugin
1935	7	3	--	Ray Morrison
1936	3	5	1	Ray Morrison
1937	7	2	--	Ray Morrison
1938	6	3	--	Ray Morrison
1939	2	7	1	Ray Morrison
1940	3	6	1	Red Sanders
1941	8	2	--	Red Sanders
1942	6	4	--	Red Sanders
1943	5	0	--	E.H. Alley
1944	3	0	1	Doby Bartling
1945	3	6	--	Doby Bartling
1946	5	4	--	Red Sanders
1947	6	4	--	Red Sanders
1948	8	2	1	Red Sanders
1949	5	5	--	Bill Edwards
1950	7	4	--	Bill Edwards
1951	6	5	--	Bill Edwards
1952	3	5	2	Bill Edwards
1953	3	7	--	Art Guepe
1954	2	7	--	Art Guepe
1955	8	3	--	Art Guepe
1956	5	5	--	Art Guepe
1957	5	3	2	Art Guepe

1958	5	2	3	Art Guepe
1959	5	3	2	Art Guepe
1960	3	7	--	Art Guepe
1961	2	8	--	Art Guepe
1962	1	9	--	Art Guepe
1963	1	7	2	Jack Green
1964	3	6	1	Jack Green
1965	2	7	1	Jack Green
1966	1	9	--	Jack Green
1967	2	7	1	Bill Pace
1968	5	4	1	Bill Pace
1969	4	6	--	Bill Pace
1970	4	7	--	Bill Pace
1971	4	6	1	Bill Pace
1972	3	8	--	Bill Pace
1973	5	6	--	Steve Sloan
1974	7	3	2	Steve Sloan
1975	7	4	--	Fred Pancoast
1976	2	9	--	Fred Pancoast
1977	2	9	--	Fred Pancoast
1978	2	9	--	Fred Pancoast
1979	1	10	--	George MacIntyre
1980	2	9	--	George MacIntyre
1981	4	7	--	George MacIntyre
1982	8	4	--	George MacIntyre
1983	2	9	--	George MacIntyre
1984	5	6	--	George MacIntyre
1985	3	7	1	George MacIntyre
1986	1	10	--	Watson Brown
1987	4	7	--	Watson Brown
1988	3	8	--	Watson Brown
1989	1	10	--	Watson Brown
1990	1	10	--	Watson Brown
1991	5	6	--	Gerry DiNardo
1992	4	7	--	Gerry DiNardo
1993	5	6	--	Gerry DiNardo
1994	5	6	--	Gerry DiNardo
1995	2	9	--	Rod Dowhower
1996	2	9	--	Rod Dowhower
1997	3	8	--	Woody Widenhofer
1998	2	9	--	Woody Widenhofer
1999	5	6	--	Woody Widenhofer
2000	3	8	--	Woody Widenhofer
2001	2	9	--	Woody Widenhofer
2002	2	10	--	Bobby Johnson
2003	2	10	--	Bobby Johnson
2004	2	9	--	Bobby Johnson
2005	5	6	--	Bobby Johnson
2006	4	8	--	Bobby Johnson
2007	5	7	--	Bobby Johnson
2008	7	6	--	Bobby Johnson
2009	2	10	--	Bobby Johnson
2010	2	10	--	Robbie Caldwell
2011	6	7	--	James Franklin
2012	9	4	--	James Franklin
2013	9	4	--	James Franklin
2014	3	9	--	Derek Mason
2015	4	8	--	Derek Mason
2016	6	7	--	Derek Mason
2017	5	7	--	Derek Mason
2018	6	7	--	Derek Mason
2019	3	9	--	Derek Mason
2020	0	9	--	Derek Mason
2021	2	6	--	Clark Lea
131 seasons	611	645	50	

Head Coach	Seasons	W	L	T
Elliott H. Jones	1890-92	8	5	--
W.J. Keller	1893	6	1	--
Henry Thornton	1894	7	1	--
C.L. Upton	1895	5	3	1
R.G. Acton	1896-98	10	7	3
J.L. Crane	1899-1900	11	6	1
W.H. Watkins	1901-02	14	2	1
J.H. Henry	1903	6	1	--
Dan McGugin	1904-34	197	55	19
Ray Morrison	1918, 1935-39	29	22	2
Red Sanders	1940-48	36	22	2
E.H. Alley	1943	5	0	--
Doby Bartling	1944-45	6	6	1
Bill Edwards	1949-52	21	19	2
Art Guepe	1953-62	39	54	7
Jack Green	1963-66	7	29	4
Bill Pace	1967-72	22	38	3
Steve Sloan	1973-74	12	9	2
Fred Pancoast	1975-78	13	31	--
George MacIntyre	1979-85	25	52	1
Watson Brown	1986-90	10	45	--
Gerry DiNardo	1991-94	19	25	--
Rod Dowhower	1995-96	4	18	--
Woody Widenhofer	1997-2001	15	40	--
Bobby Johnson	2002-09	29	66	--
Robbie Caldwell	2010	2	10	--
James Franklin	2011-13	24	15	--
Derek Mason	2014-20	27	56	--
Clark Lea	2021	2	6	--
131 seasons		611	645	50

• McGugin missed the 1918 season on military duty during World War I.

• Sanders missed the 1943-45 seasons on military duty during World War II.

Unbeaten (8)

1944	3-0-1	Doby Bartling
1943	5-0-0	E.H. Alley
1922	8-0-1	Dan McGugin
1921	7-0-1	Dan McGugin
1910	8-0-1	Dan McGugin
1904	9-0-0	Dan McGugin
1897	6-0-1	R.G. Acton
1890	1-0-0	Elliott H. Jones

Nine-Win Seasons (4)

2013	9-4	James Franklin
2012	9-4	James Franklin
1915	9-1	Dan McGugin
1904	9-0	Dan McGugin

Eight-Win Seasons (13)

1982	8-4	George MacIntyre
1955	8-3	Art Guepe
1948	8-2-1	Red Sanders
1941	8-2	Red Sanders
1930	8-2	Dan McGugin
1928	8-2	Dan McGugin
1927	8-1-2	Dan McGugin
1926	8-1	Dan McGugin
1922	8-0-1	Dan McGugin
1912	8-1-1	Dan McGugin
1911	8-1	Dan McGugin
1910	8-0-1	Dan McGugin
1902	8-1	W.H. Watkins

The Last Time

Vanderbilt

Score three or more touchdowns.....	Ke'Shawn Vaughn vs. Baylor (3 • 12.27.18)
Score four or more touchdowns.....	Earl Bennett vs. Kentucky (5 • 11.12.05)
Three passing touchdowns.....	Kyle Shurmur vs. Tennessee (3 • 11.24.18)
Four or more passing touchdowns.....	Kyle Shurmur at Tennessee (4 • 11.25.17)
Five or more passing touchdowns.....	Johnny McCrary vs. Old Dominion (5 • 11.1.14)
200 or more passing yards	Mike Wright vs. South Carolina (206 • 10.16.21)
300 or more passing yards.....	Ken Seals vs. UConn (333 • 10.2.21)
400 or more passing yards	Kyle Shurmur vs. Tennessee (416 • 11.26.16)
70-yard completion.....	Riley Neal-Chris Pierce Jr. at Purdue (75 • 9.7.19)
100 or more rushing yards.....	Rocko Griffin vs. Stanford (107 • 9.18.21)
200 or more rushing yards.....	Ke'Shawn Vaughn vs. Baylor (243 • 12.27.18)
300 or more rushing yards	Frank Mordica vs. Air Force (321 • 11.18.78)
70-yard rush.....	Ke'Shawn Vaughn vs. Tennessee State (78 • 9.29.18)
Three or more rushing touchdowns.....	Ke'Shawn Vaughn at Arkansas (3 • 10.27.18)
100 or more receiving yards.....	Will Sheppard vs. South Carolina (120 • 10.16.21)
200 or more receiving yards.....	Trent Sherfield vs. Austin Peay (240 • 9.1.15)
Two touchdown receptions	Will Sheppard vs. UConn (2 • 10.2.21)
Three or more touchdown receptions	Earl Bennett vs. Richmond (3 • 9.1.07)
Kickoff return for touchdown	Darrius Sims vs. South Carolina (100 • 9.12.14)
Punt return for touchdown	Jonathan Krause at Wake Forest (83 • 11.24.12)
Interception return for touchdown	Randall Haynie vs. LSU (47 • 9.21.19)
Fumble return for touchdown	Allan George vs. Kentucky (67 • 11.16.19)
Three or more field goals made.....	Joseph Bulovas vs. UConn (3 • 10.2.21)
50-yard field goal.....	Joseph Bulovas vs. East Tennessee State (53 • 9.4.21)
60-yard punt	Harrison Smith at Colorado State (66 • 9.11.21)
70-yard punt	Tommy Openshaw vs. Missouri (78 • 10.24.15)
10 or more tackles...Jaylen Mahoney and Gabe Jeudy-Lally vs. Mississippi State (10, 10 • 10.23.21)	
Three or more tackles for loss	Anfernee Orji vs. UConn (3.0 • 10.2.21)
Forced multiple fumbles.....	LaDarius Wiley at Missouri (2 • 11.10.18)
Two or more sacks	Dayo Odeyingbo at Missouri (2.0 • 11.28.20)
Three or more sacks	Charles Wright at Middle Tennessee (3.0 • 9.2.17)
Two or more interceptions.....	Tae Daley at Florida (2 • 11.9.19)
Blocked punt	Allan George at Colorado State (9.11.21)
Blocked punt returned for touchdown	Stephen Weatherly vs. UMass (11 • 9.13.14)
Blocked field goal.....	Cameron Tidd vs. East Tennessee State (11.23.19)
Blocked PAT	Nifae Lealao at Middle Tennessee (9.2.17)
Safety	Team at Texas A&M (9.26.20)
30 or more first downs	at Mississippi State (30 • 11.7.20)
500 or more yards of total offense.....	vs. Tennessee State (553 • 9.29.18)
300 or more passing yards.....	vs. UConn (333 • 10.2.21)
400 or more passing yards.....	at Purdue (420 • 9.7.19)
200 or more rushing yards	vs. Stanford (247 • 9.18.21)
300 or more rushing yards.....	vs. Tennessee State (358 • 10.22.16)
400 or more rushing yards.....	vs. Presbyterian (410 • 9.15.12)
40 points or more	at Arkansas (45 • 10.27.18)
Held opponent under 100 total yards	vs. Chattanooga (93 • 9.6.03)
Held opponent under 200 total yards	vs. East Tennessee State (105 • 11.23.19)
Held opponent under 250 total yards	at Mississippi State (204 • 11.7.20)
Held opponent under 100 rushing yards	vs. Mississippi State (61 • 10.23.21)
Held opponent under 100 passing yards	vs. East Tennessee State (68 • 11.23.19)
Shut out opponent.....	vs. East Tennessee State (11.23.19)

Opponent

Score three or more touchdowns.....	Larry Rountree • Missouri (3 • 11.28.20)
Score four or more touchdowns.....	Ja'Marr Chase • LSU (4 • 9.21.19)
Three passing touchdowns	Emory Jones • Florida (4 • 10.9.21)
Four or more passing touchdowns.....	Emory Jones • Florida (4 • 10.9.21)
200 or more passing yards	Luke Doty • South Carolina (242 • 10.16.21)
300 or more passing yards	Connor Bazelak • Missouri (318 • 11.28.20)
400 or more passing yards	Matt Corral • Ole Miss (412 • 10.31.20)
70-yard completion.....	Luke Doty • South Carolina (82 • 10.16.21)
100 or more rushing yards	Nate Carter • UConn (123 • 10.2.21)
200 or more rushing yards	Eric Gray • Tennessee (246 • 11.30.19)
Three or more rushing touchdowns.....	Larry Rountree • Missouri (3 • 11.28.20)
70-yard rush.....	Chris Rodriguez • Kentucky (74 • 11.14.20)
100 or more receiving yards.....	Jaheim Bell • South Carolina (116 • 10.16.21)
200 or more receiving yards.....	Elijah Moore • Ole Miss (238 • 9.21.19)
Three or more touchdown receptions	Elijah Moore • Ole Miss (3 • 9.21.19)
Kickoff return for touchdown	Nyheim Hines • NC State (100 • 12.26.16)
Punt return for touchdown.....	Rashaud Floyd • Missouri (74 • 11.18.17)
Interception return for touchdown	Bryce Thompson • Tennessee (18 • 12.12.20)
Fumble return for touchdown	Stephen Scott • East Tennessee State (27 • 9.4.21)
Three or more field goals made.....	Tyler Keltner • East Tennessee State (3 • 9.4.21)
50-yard field goal.....	Rodrigo Blankenship • Georgia (50 • 8.31.19)
70-yard punt	Kai Kroeger • South Carolina (70 • 10.16.21)
10 or more tackles.....	Rashad Torrence • Florida (15 • 10.9.21)
Three or more tackles for loss	Ernest Jones • South Carolina (3.0 • 10.10.20)
Two or more sacks	Aaron Sterling • South Carolina (2.0 • 11.2.19)
Two or more interceptions.....	Donovan Stiner • Florida (2 • 11.9.19)
Blocked punt	Micah Baskerville • LSU (9.21.19)
Blocked punt returned for touchdown	Micah Baskerville • LSU (9.21.19)
Blocked field goal.....	Sharrif Floyd • Florida (11.5.11)
Blocked PAT	D.J. Wonnun • South Carolina (10.28.17)
Safety	Marquis Haynes • Ole Miss (10.14.17)
30 or more first downs	Missouri (31 • 11.28.20)
500 or more yards of total offense.....	Mississippi State (522 • 10.23.21)
300 or more passing yards	Mississippi State (461 • 10.23.21)
400 or more passing yards	Mississippi State (461 • 10.23.21)
200 or more rushing yards	Georgia (241 • 9.25.21)
300 or more rushing yards	Kentucky (308 • 11.14.20)
400 or more rushing yards	Kentucky (401 • 11.16.19)
40 points or more	Mississippi State (45 • 10.23.21)
Held Vanderbilt under 200 total yards	Mississippi State (155 • 10.23.21)
Held Vanderbilt under 100 rushing yards.....	Mississippi State (9 • 10.23.21)
Held Vanderbilt under 100 passing yards	Georgia (24 • 9.25.21)
Shut out Vanderbilt	Florida (10.9.21)