

VANDERBILT

FOOTBALL

2021 Schedule 1-1 overall • 0-0 SEC

Date	Opponent	Time • Result
9.4	East Tennessee State (SEC Network+).....	L, 3-23
9.11	at Colorado State (CBS Sports Network).....	W, 24-21
9.18	Stanford (ESPN)	7 p.m.
9.25	Georgia* (SEC Network)	11 a.m.
10.2	Connecticut	TBA
10.9	at Florida*	TBA
10.16	at South Carolina*	TBA
10.23	Mississippi State*	TBA
10.30	Missouri*	TBA
11.13	Kentucky*	TBA
11.20	at Ole Miss*	TBA
11.27	at Tennessee*	TBA

* SEC contest • All times CT

Vanderbilt Commodores (1-1) vs. Stanford Cardinal (1-1)

VUCommodores.com
Twitter • @VandyFootball
Instagram • @VandyFootball
Facebook • VanderbiltFootball
In-Game Notes • @VandyNotes

Sept. 18, 2021 • 7 p.m. CT
Vanderbilt Stadium • Nashville, Tenn.

ESPNU

Clay Matvick (play-by-play), Rocky Boiman (analyst),
Tiffany Blackmon (sideline)

WQZQ 830 AM • 93.3 FM • 101.9 FM

Andrew Allegretta (play-by-play), Norman Jordan (analyst),
Kevin Ingram (sideline)

Primary Football Contact • Michael Scholl

mike.scholl@vanderbilt.edu • 574.876.6248

Secondary Football Contact • Josh Foster

joshua.foster@vanderbilt.edu • 205.213.5091

• Vanderbilt is set to return home this weekend, as the Commodores welcome Stanford to Vanderbilt Stadium on Saturday evening. Kickoff is set for 7 p.m. CT with television coverage live on ESPNU.

• Saturday's game will mark the first-ever meeting between Vanderbilt and Stanford.

• The matchup will mark Vanderbilt's first game against a Pac-12 opponent since Oct. 14, 1961, when Vandy played at UCLA. The Commodores fell, 28-21, at Los Angeles Memorial Coliseum.

• After a span of 651 days between nonconference games for the Commodores, Vanderbilt begins the season with three consecutive nonconference matchups. Prior to the 2021 season opener, Vandy's last nonconference tilt was played on Nov. 23, 2019, against East Tennessee State. The Commodores played a conference-only schedule in 2020 due to the coronavirus pandemic.

• The Commodores snapped an 11-game losing streak on Sept. 11 with a 24-21 win over Colorado State. The victory marked the first career win for head coach Clark Lea.

• Vanderbilt kicker Joseph Bulovas earned SEC Special Teams Player of the Week honors from the conference office. He became the first Commodore to earn the recognition since Sarah Fuller on Nov. 30, 2020.

• Bulovas is a perfect 2-for-2 in field goal attempts this season. He connected on the game-winning field goal at Colorado State. The 38-yard field goal gave the Commodores their first victory of the season.

• Vanderbilt punter Harrison Smith ranks fifth in the SEC in punting, averaging 45.1 yards per punt. Smith punted nine times for 411 yards at Colorado State, including four punts of 50+ yards and three punts downed inside the 20-yard line.

• Vanderbilt wide receiver Chris Pierce Jr. found the end zone for his first receiving touchdown on the season against Colorado State. With the score, Pierce has caught a touchdown in five of his last eight games, dating to 2020.

• Vanderbilt linebacker Ethan Barr leads the team with 22 tackles across the first two games of the season. Barr has registered 11 stops apiece in each contest, and is averaging 9.8 tackles per game across his last four games, dating to last season.

• Lea takes over at Vanderbilt after four years at Notre Dame, including the last three as defensive coordinator. He is one of 10 Power 5 head coaches to lead their alma mater in 2021.

• A native of Nashville, Lea began his collegiate career playing baseball at Birmingham-Southern, leading the club to an NAIA championship his freshman year in 2001, before transferring to Belmont to play baseball in 2002.

• Lea finished his student-athlete experience at Vanderbilt, playing fullback. He began as a walk-on before earning a scholarship with the Commodores. He earned both his undergraduate (2004) and graduate (2007) degrees from Vanderbilt in political science.

• Lea joins defensive tackles coach Jovan Haye and run game coordinator/running backs coach Norval McKenzie as Vanderbilt alums on the coaching staff.

• Vanderbilt entered the season as one of three Power 5 schools with its head football coach and athletic director as alums, joining Michigan and Oklahoma State.

• Announced in March, the Vandy United Fund will invest \$300 million into athletics, marking the largest investment in Vanderbilt University history. Populous is serving as the master architect for the football operations center and indoor practice facility. Construction on the operations center will begin at the conclusion of the 2021 season.

LEA ERA BEGINS

- Vanderbilt alum **Clark Lea**, who graduated from the school in 2004 with a bachelor's in political science, and again in 2007 with a master's in political science, is in his first year as head coach of the Commodores.
- Lea has coached in 10 bowl games, including two College Football Playoff appearances since 2018.

HEAD COACHES AT THEIR ALMA MATERS

- **Lea** is one of 10 Power 5 head coaches who are leading their alma maters.

Head Coach	Alma Mater
Tom Allen	Indiana
Paul Chryst	Wisconsin
Pat Fitzgerald	Northwestern
Scott Frost	Nebraska
Mike Gundy	Oklahoma State
Jim Harbaugh	Michigan
Clark Lea	Vanderbilt
Kirby Smart	Georgia
David Shaw	Stanford
Jonathan Smith	Oregon State

HOME SWEET HOME

- Vanderbilt is set for its first home nonconference matchup against a Power 5 opponent since Sept. 16, 2017, when the Commodores welcomed a ranked Kansas State team to Vanderbilt Stadium.
- In that game, Vanderbilt quarterback Kyle Shurmur scored on a 2-yard run with 8:23 left, as the Commodores upset No. 18 Kansas State 14-7 on Saturday night for the program's first victory over a ranked, nonconference opponent since 1946.
- Vanderbilt is 17-5 in its last 22 home, nonconference matchups, dating to the start of the 2013 season.
- The Commodores are 2-0 in their last two home, nonconference matchups against Power 5 opponents, defeating Wake Forest, 23-21, in 2013, in addition to the victory over Kansas State.

VANDERBILT VS. STANFORD

- The Commodores and Cardinal will be meeting for the very first time in program history, as Vanderbilt returns home this weekend.
- Stanford is one of two opponents that Vanderbilt will match up with for the first time this season. Vanderbilt also faced Colorado State for the first time in program history.

VANDY VS. THE PAC-12

- Saturday marks just the second time in program history that Vanderbilt will face a Pac-12 opponent.
- The last time the Commodores faced a member of the Pac-12 was Oct. 14, 1961, as Vandy squared off with UCLA in Los Angeles. The Dorees fell to the Bruins, 28-21, in that matchup.

COMMODORE COMEBACK

- After falling behind to an early 14-0 deficit, Vanderbilt scored 21 unanswered points en route to claiming a 24-21 win at Colorado State on Sept. 11.
- Before the win over the Rams, Vanderbilt's last time overcoming a 14-point deficit in a win was Nov. 26, 2016, against Tennessee. The Commodores battled back from a 21-7 deficit to claim a 45-34 victory over the Volunteers.

BACK IN THE WIN COLUMN

- The Commodores snapped an 11-game losing streak with a 24-21 win over Colorado State. Before the win over the Rams, Vandy's last win came against East Tennessee State on Nov. 23, 2019, marking a span of 659 days between victories.
- Vanderbilt also snapped a 10-game road losing streak with the win against Colorado State, as the Commodore's last win on the road came at Arkansas on Oct. 27, 2018, a span of 1,051 days.
- The victory marked the first career win for first-year head coach Clark Lea.

Streak	# of Games	# of Days	Game
Last win	11 games	659	Nov. 23, 2019 vs. East Tennessee State
Last road win	10 games	1,051	Oct. 27, 2018 at Arkansas
Last nonconference road win	2 games	1,471	Sept. 2, 2017 at Middle Tennessee

INTERESTING NONCONFERENCE FOES

- Vanderbilt's 2021 nonconference opponents include East Tennessee State, which did not play a fall 2020 schedule, but played eight games in the spring of 2021.
- In October, the Commodores host UConn, which also did not play in the fall of 2020.
- Vandy's other two non-league opponents combined to play just 10 games in 2020 with Colorado State going 1-3 and Stanford 4-2.

LEA ONE OF VANDY'S THREE ALUMS COACHING

- **Lea** joins **Jovan Haye** and **Norval McKenzie** as Vanderbilt alums on the coaching staff.

Coach	Seasons • Position
Clark Lea	2002-04 • Fullback
Jovan Haye	2002-04 • Defensive Line
Norval McKenzie	2001-04 • Running Back

- In addition to the trio, **Earl Bennett** serves as Vanderbilt's director of player development and was a three-year letter winner as a wide receiver for the Commodores (2005-07) before going on to a six-year NFL career with the Chicago Bears.

TWO LEADING AT THEIR ALMA MATERS

- With **Lea** and director of athletics **Candice Lee**, Vanderbilt joins Michigan (Warde Manuel, Jim Harbaugh) and Oklahoma State (Mike Holder, Mike Gundy) as the only Power 5 programs to have both their head football coach and athletic director as alumni of the school.

THE NUMBERS GAME

- When **Lea** arrived in January, one of his team building activities was removing each individual's jersey number.
- The program went through spring practice, and the spring game, without jersey numbers.
- Throughout the summer, Commodores made progress to earning their jersey numbers with each member of the team having his by the start of fall camp.

DORES IN THE NFL

- A number of former Commodores are active within the National Football League on active rosters or practice squads.

Player	Organization
Khari Blasingame (2015-18)	Tennessee Titans
Oren Burks (2014-17)	Green Bay Packers
Adam Butler (2013-16)	Miami Dolphins
Zach Cunningham (2013-16)	Houston Texans
Casey Heyward (2008-11)	Las Vegas Raiders
Tre Herndon (2014-17)	Jacksonville Jaguars
Jordan Matthews (2010-13)	San Francisco 49ers
Andre Mintze (2016-20)	Denver Broncos
Dayo Odeyingbo (2017-20)	Indianapolis Colts
Jared Pinkney (2015-19)	Detroit Lions
Trent Sherfield (2014-17)	San Francisco 49ers
Kyle Shurmur (2015-18)	Washington Football Team
Justin Skule (2015-18)	San Francisco 49ers
Ke'Shawn Vaughn (2017-19)	Tampa Bay Buccaneers
Stephen Weatherly (2012-15)	Minnesota Vikings
Joejuan Williams (2016-18)	New England Patriots

YOUTHFUL ASSISTANTS

- Vanderbilt's average assistant coach age is 38.6 with six assistants in their 30s. It is the second-youngest assistant coach age among Power 5 programs.

Power 5 School	Average Assistant Age
Michigan	36.1
Vanderbilt	38.6
Minnesota	40.6

- Among all FBS schools, Old Dominion has the youngest assistant coaching staff with an average age of 32.2.

Offense

GROWTH FROM 2019 TO 2020

- Vanderbilt's offense increased its total offensive yards per game, passing yards per game, passing yards per completion, passing yards per attempt, completion percentage, third-down conversion percentage and fourth-down conversion percentage from 2019 to 2020.

Category	2019	2020
Total Offensive Yards/Game	299.3	330.0
Passing Yards/Completion	172.0	219.9
Passing Yards/Attempt	5.4	6.6
Completion Pct.	.530	.638
Third Down Conversion Pct.	.295	.399
Fourth-Down Conversion Pct.	.381	.600

TOUCHDOWN TARGET

- Vanderbilt wide receiver **Chris Pierce Jr.** registered his first score of the season with a 20-yard touchdown grab in the second quarter at Colorado State.
- With the score, Pierce has caught a touchdown in five of his last eight games, dating to the 2020 season.
- The Smithfield, Virginia, native led the Commodores in receiving touchdowns a season ago, with five.

SECOND-YEAR SUCCESS FOR SHEPPARD

- After playing sparingly during his rookie season, sophomore wideout **Will Sheppard** is set to have an elevated impact for the Vanderbilt offense in his second year.
- Sheppard turned in an impressive performance in the season opener against East Tennessee State, hauling in a team-high nine catches for a career-high 84 yards.
- The Mandeville, Louisiana, native recorded four receptions for 42 yards in last Saturday's matchup at Colorado State.
- On the season, Sheppard is tied for the team lead in receptions with 13, while ranking second in receiving yards with 126.

Category	2020	2021
Receptions	2	13
Receiving Yards	30	126
Receiving Yards/Game	3.8	63.0

BODDIE PRODUCES IN DEBUT

- Junior wide receiver **Devin Boddie Jr.** made his Vanderbilt debut in the Commodores' season opener with East Tennessee State.
- Boddie was targeted three times, registering catches in all three of his targets, while finishing with 33 receiving yards on the night.
- The Memphis, Tennessee, native also assisted in kickoff return duties, returning one kick for 10 yards.
- The junior wideout followed up the season opener with a career-high six-catch performance at Colorado State.
- On the season, Boddie has tallied nine catches for 71 yards. His nine receptions place him third on the team.

FIRST CAREER STARTS

- Five Commodores have made their first career starts across the first two games of 2021.
- Three Commodores made their first career starts in the season opener, as the duo of sophomore **Will Sheppard** (WR) and senior **Michael Warden** (OL) earned their first-ever starts against East Tennessee State, while transfer **Re'Mahn Davis** earned his first start at Vanderbilt.
- At Colorado State, the tight end duo of senior **Gavin Schoenwald** and junior **Brayden Bapst** made their first career starts.

EVERY PASSING YARD RETURNS

- **Seals** and sophomore **Mike Wright** were the only two Commodores who threw a pass last season. Both returned to the squad in 2021.
- Wright finished his rookie campaign completing 6-of-10 passes for 51 yards and a touchdown while rushing 14 times for 15 yards and a score.

DAVIS ADDED TO THE RUNNING BACK MIX

- Joining the running back room in 2021 is rising junior **Re'Mahn Davis**, who played 16 games at Temple during the 2019 and 2020 seasons.
- Davis rushed for a season-high 77 yards on 17 carries at Colorado State.
- The San Francisco, California, native finished his Temple career with 271 carries for 1,259 yards (4.6 yards/carry) and nine touchdowns to go along with 27 receptions for 243 yards (9.0

yards/catch) and two scores. He earned Pro Football Focus Freshman All-America first team accolades in 2019.

NEARLY EVERY PASS CATCHER RETURNS

- Vanderbilt entered 2021 returning 77.1 percent of its receptions from the 2020 season.
- Senior wide receiver **Amir Abdur-Rahman** was Vanderbilt's long-ball threat last season, leading the squad with 15.0 yards/catch.
- Four of five Commodores who hauled in more than 10 passes in 2020 are back in 2021.

Returning Receiver	Receptions
Cam Johnson	56
Ben Bresnahan	28
Amir Abdur-Rahman	27
Chris Pierce Jr.	25

A RECORD-SETTING ROOKIE

- A year ago **Seals** established the Vanderbilt record for passing yards by a freshman with 1,928 and 300-yard passing games by a freshman with three.
- **Seals'** three 300-yard passing games are tied for the fifth most in a Commodore career.

Quarterback (Seasons)	300-Yard Passing Games
1. Kurt Page (1983-84)	8
2. Jay Cutler (2003-05)	7
3. Kyle Shurmur (2016-18)	6
3. Greg Zolman (1999-2001)	6
5. Ken Seals (2020-present)	3
5. Austyn Carta-Samules (2012-13)	3
5. Whit Taylor (1979-82)	3

AMONG THE TOP FRESHMAN PASSERS

- In addition to his Vanderbilt records, **Seals** ended the 2020 season as one of the leading true freshman passers nationally.

Category	Seals Among True Freshmen
Passing Yards	2nd
Completions	2nd
Passing Attempts	2nd
Completion Percentage	2nd
Passing Touchdowns	3rd
Pass Efficiency	3rd

A STRONG START

- **Seals** finished the year with a 127.6 pass efficiency rating, the highest by a Vanderbilt starting quarterback since **Kyle Shurmur's** 143.9 mark in 2018. **Seals'** rating was the seventh highest by a Commodore since 1996.

Vanderbilt Quarterback	Season	Pass Efficiency
Kyle Shurmur	2018	143.9
Austyn Carta-Samuels	2013	143.0
Jordan Rogers	2012	139.1
Kyle Shurmur	2017	137.6
Jay Cutler	2004	134.8
Jay Cutler	2003	127.7
Ken Seals	2020	127.6

JOHNSON EXCELS DOWN THE STRETCH

- Senior wide receiver **Cam Johnson** developed into one of the SEC's prime targets during the latter part of the 2020 season. In the last six games of the campaign, Johnson caught 47 passes, an average of 7.8 grabs/game.
- Johnson led all Power 5 receivers in receptions from Oct. 25 - Dec. 13, 2020, with 47 and was second nationally over the stretch:

Receiver (School)	Receptions From Oct. 25-Dec. 13
1. Tyrice Richie (Northern Illinois)	53
2. Cam Johnson (Vanderbilt)	47
3. Justin Hall (Ball State)	44
3. Kadarius Toney (Florida)	44

RAISING THE BARR

- After ending the 2020 season on a high note, sophomore linebacker **Ethan Barr** has continued his impressive play throughout the first two games of the season.
- The second-year linebacker has registered 11 tackles apiece in each of the first two games of the season, marking a career-high.
- The Flower Mound, Texas, native leads the team with 22 total tackles on the campaign, while tying for third in the SEC.
- Barr saved some of his best work for the end of his rookie season. He booked 10 tackles at Missouri, including a personal-best seven during the first half alone, before following up with seven stops in the season finale versus Tennessee.
- Barr is averaging 9.8 tackles per game across his last four contests, dating to last season.

ORJI EXPECTED TO LEAD

- Vanderbilt's leading tackler from 2020 is back in junior linebacker **Anfernee Orji**.
- Orji registered a team-high 13 tackles last Saturday at Colorado State, which matches his career high.
- The Rockwall, Texas, native ranks second on the team in total tackles with 21, while tying for fifth in the SEC in tackles/game with 10.5.
- After shifting down from safety in 2019, when he had six total tackles, Orji ranked 16th in the SEC in tackles/game with 7.3 in 2020.
- Orji, a communication of science and technology major, booked a career-high 13 tackles in the season finale against Tennessee, marking the most for a Commodore during the season.
- Among underclassmen in the league last fall, Orji stood seventh in tackles/game with 7.3.

LINEBACKERS ANCHORING THE DEFENSE

- The linebacker duo of **Ethan Barr** and **Anfernee Orji** lead the team in total tackles, while both rank among the tops of the SEC in tackles/game.

Player (School)	Tackles/Game
1. Blaze Alldredge (Missouri)	12.5
2. Bumper Pool (Arkansas)	12.0
3. Ethan Barr (Vanderbilt)	11.0
4. Theo Jackson (Tennessee)	11.0
5. Anfernee Orji (Vanderbilt)	10.5
6. Damone Clark (LSU)	10.5

DEFENDING FROM THE TRENCHES

- Junior defensive lineman **Daevion Davis** registered a career-high three pass breakups last Saturday against Colorado State.
- Davis has registered four pass breakups this season, averaging 2.0 per contest. He is tied for first in the SEC in passes defended.

TALE OF TWO HALVES

- After giving up 14 points to Colorado State in the first half, the Vanderbilt defense settled in to limit the Ram offense the rest of the game.
- The Commodores allowed 245 total yards on Colorado State's first five drives of the game, before holding the Rams to just 75 yards of offense on the next five drives, including two 3-and-outs.
- Vanderbilt held Colorado State to five three-and-outs across its final 10 drives of the game, while the Rams were just 2-of-8 on third downs in the second half.
- The Commodores kept Colorado State off the scoreboard in the third quarter, while holding the Rams to just 44 yards of total offense, including 12 passing yards.

Category	First Five Drives	Last 10 Drives
Yards Allowed	245	169
Three-And-Outs	0	5
Third Down Conversions	2-6	2-9
Points Allowed	14	7

A FAMILY AFFAIR

- **Anfernee Orji** isn't the only Orji on the Commodore roster as his older brother, **Alston Orji**, is in the same position room as a fellow linebacker.
- Alston is a senior in 2021 with 22 games played and two starts, both in 2020, to go along with 22 tackles.
- The youngest Orji brother, Alex, is a dual-threat high school quarterback.

ODEYINGBO TO THE COLTS

- Vanderbilt defensive end **Dayo Odeyingbo** was selected 54th overall by the Indianapolis Colts in the 2021 NFL Draft.
- With that selection, the Commodores have had at least one pick in each of the past six NFL Drafts, one year shy of the program record, set from 1955-61.
- Vandy has also had at least one selection in the third round or higher in each of the last five drafts, the longest stretch in program history.

Season • Player (Pos.)	NFL Team	Round (Pick)
2021 • Dayo Odeyingbo (DL)	Indianapolis	2nd (54th)
2020 • Ke'Shawn Vaughn (RB)	Tampa Bay	3rd (76th)
2019 • Joejuan Williams (DB)	New England	2nd (24th)
2018 • Oren Burks (LB)	Green Bay	3rd (88th)
2017 • Zach Cunningham (LB)	Houston	2nd (57th)

GROWTH FROM 2019 TO 2020

- Vanderbilt's defense improved its rushing yards allowed per game, yards per catch, fumbles forced and fumbles recovered from 2019 to 2020.

Category	2019	2020
Rushing Yards/Game	208.8	191.0
Passing Yards/Completion	13.7	12.1
Forced Fumbles	9	10
Fumbles Recovered	5	7

DEFENSE SHOWS IMPROVEMENT

- The Commodore defense showed improvement in 2020 from the last three seasons in rushing yards allowed.

Season	Rushing Yards/Game
2020	191.0
2019	237.8
2018	254.0
2017	305.5
2016	167.3

PRESSURE ON THE PASSER

- Vanderbilt was credited with 20 quarterback pressures last season. The Commodores averaged 2.2 quarterback pressures per game, its second-highest rate since 2014.

Season	Quarterback Pressures/Game
2020	2.2
2019	1.8
2018	2.2
2017	2.5
2016	1.8
2015	1.6
2014	1.4

NEARLY A WHOLE NEW DEFENSIVE LINE

- Vandy will feature a defensive line that's almost brand new after the departures of **Odeyingbo** and **Cameron Tidd**.
- Odeyingbo finished his career playing in 44 games with 29 starts and ranked fifth in Vanderbilt history in tackles for loss with 31.0.
- Tidd also played in 44 career games and booked 80 tackles with 6.0 TFL.
- In their places step juniors **Daevion Davis**, **Nate Clifton** and senior **Malik Langham**.

NEEDING TO FIND NEW BACKFIELD RUSHERS

- The Commodores tallied 14.0 sacks in 2020 with just 4.5 (32.1 percent) returning to the squad in 2021.
- One possibility to help reach the backfield is true freshman lineman **Marcus Bradley**. A Quince Orchard High School product, Bradley was Vanderbilt's highest ranked signee in December. He was a consensus four-star prospect as well as the No. 170 prospect nationally by ESPN.com and No. 188 by 247Sports.com.
- booking at least eight stops in five of the final seven tilts.

MAHONEY SETTLES INTO STARTING ROLE

- Junior cornerback **Jaylen Mahoney** picked up his second career interception in the win over Colorado State. His interception set up a Vanderbilt scoring drive, as the Commodores marched down the field to even the score at 14.
- Mahoney ranks third on the team in total tackles with 10 this season, including nine unassisted stops. Last year, the Rock Hill, South Carolina, native finished second on the team in tackles with 57 in 2020, a year after totaling 23 in 12 games as a freshman.

HUNTING INTERCEPTIONS

- Vanderbilt picked off its first pass of the season against Colorado State, as junior Jaylen Mahoney secured Vandy's first turnover of the new campaign.
- The Commodores finished with just two interceptions in nine games during the 2020 season.
- Since 1996, the previous low for the Commodores was five interceptions in 2016.

TOP SIX TACKLERS RETURN

- Vanderbilt's top six tacklers from the 2020 season all returned to the mix this season.

Returner	2020 Tackles
1. Anfernee Orji	66
2. Jaylen Mahoney	57
3. Allan George	45
3. Deshaun Jerkins	45
5. Brendon Harris	42
6. Ethan Barr	37

MARRIED AND BACK FOR MORE

- On July 2, 2021, **Allan George** and Vanderbilt cheerleader Katlyn Richardson married at The Reserve at Fat Bottom Brewery in Nashville.
- George proposed to Richardson on Aug. 30, 2020, on a day that George said would be used to take senior photos of the two on Vanderbilt's practice field. Former Commodore linebacker **Andre Mintze** was there to record the proposal. The video that went viral upon its release.
- On the field, George, recorded the first blocked punt of his career last Saturday at Colorado State.

SCHOLARSHIPS EARNED

- Head coach **Clark Lea** handed out his first scholarships in March, presenting them to defensive back **Camden Coleman** and linebacker **Michael Spencer**, in addition to punter **Harrison Smith**.
- Coleman entered played his first collegiate game in 2019 against LSU. Instead of growing up in football, Coleman's family is musically-oriented and his parents are both music professors.
- Coleman's mother, Cynthia, is a Grammy-nominated opera singer. His father, Barrington, is a three-time college graduate with a doctorate in music arts from Julliard School of Music.

Special Teams

BULOVAS EARNS WEEKLY CONFERENCE HONORS

- Fifth-year kicker **Joseph Bulovas** was named SEC Co-Special Teams Player of the Week on Sept. 13 for his efforts at Colorado State.
- Bulovas converted the game-winning field goal from 38 yards out to help Vanderbilt pick up its first win under Clark Lea.
- On the season, the Mandeville, Louisiana, native is a perfect 2-for-2 on field goal tries, while also converting each of his three extra-point attempts.
- The graduate transfer from Alabama connected on a 53-yard field goal in the season opener against East Tennessee State, marking the longest made field goal since Oct. 13, 2018, when Riley Guay connected on a 53-yard attempt against Florida.
- Only four field goals of greater length have been made in school history, with the program record of 55 yards.

SMITH CONTINUES TO SHINE

- Senior **Harrison Smith** posted a standout performance at Colorado State, punting nine times for 411 yards.
- Four of Smith's nine punts traveled over 50 yards, while three landed inside Colorado State's 20-yard line.
- The Franklin, Tennessee, native tied his career-long with a punt of 66 yards in the first quarter against the Rams, which also marks the longest punt by an SEC punter this season.
- Five of Smith's 15 punts this season have landed inside the opponent 20-yard line.

- A fourth team preseason all-SEC selection by Athlon, currently ranks fifth in the conference in punting average with a mark of 45.1 yards per punt.

Punter (School)	Yards/Punt
1. Nik Constantinou (Texas A&M)	49.0
2. Paxton Brooks (Tennessee)	47.1
3. Jeremy Crawshaw (Florida)	47.0
4. Jake Camarda (Georgia)	45.8
5. Harrison Smith (Vanderbilt)	45.1

KICKOFF RETURN SUCCESS

- Vanderbilt averaged 22.4 yards/kickoff return in 2020, good for the fourth-best mark in the SEC.
- Vandy had not been in the top four in the league in kickoff returns since finishing 2017 fourth with an average of 22.0 yards/return.
- The 22.4 yards/kickoff return are on pace for the Commodores' highest average since 2016.

Season	Kickoff Return Average
2020	22.4
2019	18.4
2018	19.6
2017	22.0
2016	23.6

FEW PUNT RETURNS

- Vanderbilt totaled just five punt returns for 46 yards during 2020.
- The team did not have a punt return during the final four games of the season, against Kentucky, Florida, Missouri or Tennessee.
- Senior **Cam Johnson** was the punt returner on Phil Steele's third team preseason all-SEC squad.

ONE OF THE BEST PUNTERS

- **Smith** is also one of Vanderbilt's best punters in school history, entering the year ranked fifth in career punting average.

Punter (Seasons)	Punts-Yards	Punting Average
1. Ricky Anderson (1981-84)	111-5,067	45.6
2. Jim Arnold (1979-82)	277-12,171	43.9
3. Richard Kent (2010-12)	207-8,882	42.9
4. Colby Cooke (2013-15)	81-3,470	42.8
5. Harrison Smith (2018-present)	138-5,876	42.6

FEW FLAGS

- Vanderbilt finished the 2020 season ranking among the top five nationally in four penalty categories.
- The Commodores also led the SEC in all four categories.

Category	Number	NCAA Ranking
Fewest Penalties/Game	3.3	5th
Fewest Penalty Yards/Game	26.7	5th
Fewest Penalties	10	5th
Fewest Penalty Yards	80	5th

Athletics

VANDY UNITED FUND

- In March, Vanderbilt publicly launched the Vandy United Fund, an ambitious fundraising vehicle that will invest \$300 million in Vanderbilt's student-athletes and athletics programs through major facilities and operational enhancements.
- For Commodore football, the Vandy United Fund will aid in the construction of a football operations center, which will house team-specific needs, such as meeting rooms, offices, training room, expanded locker room and more. The fund will also allow for the construction of an indoor football practice facility, including a full-length practice field, which will be adjacent to outdoor practice fields.
- Construction on the football operations center is expected to begin after the conclusion of the 2021 football season.

Depth Chart (as of Sept. 14)

Offense						Defense							
WR	14	Sheppard, Will	6-3	200	So.	Undeclared	DE	1	McAllister, Elijah	6-6	261	Sr.	Medicine, Health and Society
	87	Skinner Jr., Quincy	6-1	200	Fr.	Undeclared		99	Surgers, Lorenza	6-5	265	Sr.	Communication Studies
	89	Kyle, Logan	6-3	209	So.	Undeclared		-or-	80	Williams, Alex	6-6	265	Jr.
WR	7	Johnson, Cam	6-0	200	Sr.	Human and Organizational Development	DT	9	Davis, Daevion	6-2	285	Jr.	Medicine, Health and Society
	82	Boddie Jr., Devin	5-11	180	Jr.	Medicine, Health and Society		35	Langham, Malik	6-5	296	Sr.	Medicine, Health and Society
	81	Alexander, Tyrell	6-1	195	6th	Learning, Diversity and Urban Studies		55	Lee, Devin	6-3	277	Fr.	Undeclared
LT	54	Steen, Tyler	6-5	315	Sr.	Human and Organizational Development	DT	94	Wilkins Jr., Raashaan	6-3	310	Sr.	Economics
	68	Brooks Jr., Jason	6-4	295	So.	Undeclared		97	Terion Sugick	6-2	305	Fr.	Undeclared
	76	Stewart, Jonathan	6-7	340	5th	Learning, Diversity and Urban Studies		92	Bradley, Marcus	6-3	275	Fr.	Undeclared
LG	74	Clemens, Cole	6-6	335	5th	Human and Organizational Development	DE	90	Clifton, Nate	6-5	280	Jr.	Medicine, Health and Society
	62	Hernandez, Julian	6-4	304	Jr.	Human and Organizational Development		91	James, Christian	6-4	275	Jr.	Human and Organizational Development • Economics
C	62	Hernandez, Julian	6-4	304	Jr.	Human and Organizational Development		31	Spencer, Michael	6-4	260	So.	Engineering
	52	Wesley, Kevo	6-4	290	So.	Undeclared	LB	0	Orji, Anfernee	6-2	230	Jr.	Communication of Science and Technology
RG	75	Cox, Ben	6-5	310	So.	Undeclared		12	DeVault-Smith, Brayden	6-3	227	5th	Human Development Studies
	78	Bailey, Bryce	6-5	304	5th	Finance	LB	32	Barr, Ethan	6-3	244	So.	Human and Organizational Development
	-or-	72	Dawkins, Dan	6-3	304	Sr.		Sociology	17	Afemui, Feleti	6-3	245	5th
RT	70	Ashmore, Bradley	6-6	290	So.	Human and Organizational Development • Gender and Sexuality Studies	LB	88	Owusu, Michael	6-5	231	5th	Learning, Diversity and Urban Studies
	77	Uzebu, Junior	6-6	326	Jr.	Communication Studies		-or-	33	Wright, De'Rickey	6-4	230	So.
TE	10	Schoenwald, Gavin	6-4	243	Sr.	Human and Organizational Development	CB	13	Jeady-Lally, Gabe	6-1	186	Jr.	Human and Organizational Development
	96	Bapst, Brayden	6-8	280	Jr.	Human and Organizational Development		26	Anderson, BJ	6-1	195	Sr.	Sociology
	85	DeCoursey, Joel	6-4	235	Jr.	Human and Organizational Development	S	21	Worship, Maxwell	6-1	210	Sr.	Human and Organizational Development
WR	19	Pierce Jr., Chris	6-4	235	5th	Sociology		27	Harris, Brendon	6-1	214	Sr.	Medicine, Health and Society
	2	Abdur-Rahman, Amir	6-4	215	Sr.	Medicine, Health and Society	S	3	Jerkins, Dashaun	6-0	200	Sr.	Medicine, Health and Society
	83	Carter, Gamarion	6-2	195	Fr.	Undeclared		4	Lloyd, Chase	6-2	203	So.	Undeclared
QB	8	Seals, Ken	6-3	220	So.	Human and Organizational Development	CB	23	Mahoney, Jaylen	5-11	191	Jr.	Human and Organizational Development
	5	Wright, Mike	6-4	190	So.	Undeclared		28	George, Allan	6-1	195	5th	Medicine, Health and Society
	18	Moussa, Jeremy	6-3	225	Sr.	Medicine, Health and Society	Special Teams						
RB	6	Davis, Re'Mahn	5-9	205	Jr.	Communication Studies	PK	36	Bulovas, Joseph	6-0	210	5th	Marketing
	24	Griffin Jr., Rocko	5-6	203	So.	Undeclared		59	Cooke, Pierson	6-0	209	Sr.	Political Science
-or-	42	Smith, Patrick	5-10	185	Fr.	Undeclared	KO	59	Cooke, Pierson	6-0	209	Sr.	Political Science
						36		Bulovas, Joseph	6-0	210	5th	Marketing	
						P	95	Smith, Harrison	5-10	183	Sr.	Biological Sciences • Classical and Mediterranean Studies	
							30	Wheatley, Jared	6-1	205	Jr.	Economics	
						LS	47	Schelling, Wesley	6-5	235	So.	Computer Science	
							49	Drevno, Zach	6-0	209	Sr.	Human and Organizational Development	
						HLD	95	Smith, Harrison	5-10	183	Sr.	Biological Sciences • Classical and Mediterranean Studies	
							8	Seals, Ken	6-3	220	So.	Human and Organizational Development	
						KOR	7	Johnson, Cam	6-0	200	Sr.	Human and Organizational Development	
							82	Boddie Jr., Devin	5-11	180	Jr.	Medicine, Health and Society	
							87	Skinner Jr., Quincy	6-1	200	Fr.	Undeclared	
						PR	7	Johnson, Cam	6-0	200	Sr.	Human and Organizational Development	
							82	Boddie Jr., Devin	5-11	180	Jr.	Medicine, Health and Society	

Alphabetical Roster

No.	Name	Pos.	Ht.	Wt.	Yr.	Hometown	High School	No.	Name	Pos.	Ht.	Wt.	Yr.	Hometown	High School
2	Amir Abdur-Rahman	WR	6-4	215	Sr.	Atlanta, Ga.	Mays	41	Tyson Russell	DB	5-11	180	Fr.	Plantation, Fla.	St. Thomas Aquinas
17	Feleti Afemui	LB	6-3	245	5th	Kihei, Hawaii	Maui	47	Wesley Schelling	LS	6-5	235	So.	Nashville, Tenn.	Pearl-Cohn
81	Tyrell Alexander	WR	6-1	195	6th	Lancaster, Texas	Lancaster	10	Gavin Schoenwald	TE	6-4	243	Sr.	Brentwood, Tenn.	Brentwood Academy
26	BJ Anderson	DB	6-1	195	Sr.	Andalusia, Ala.	Andalusia	8	Ken Seals	QB	6-3	220	So.	Azle, Texas	Weatherford
70	Bradley Ashmore	OL	6-6	290	So.	Neptune Beach, Fla.	Fletcher Senior	37	Marlen Sewell	DB	6-1	185	Fr.	Birmingham, Ala.	Shades Valley
78	Bryce Bailey	OL	6-5	304	5th	Newburgh, Ind.	Castle	14	Will Sheppard	WR	6-3	200	So.	Mandeville, La.	Mandeville
84	Justin Ball	TE	6-6	245	Jr.	Glenn Dale, Md.	Gonzaga Prep	87	Quincy Skinner Jr.	WR	6-1	200	Fr.	Pompano Beach, Fla.	St. Thomas Aquinas
96	Brayden Bapst	TE	6-8	280	Jr.	Washington, D.C.	St. John's College	95	Harrison Smith	P	5-10	183	Sr.	Franklin, Tenn.	Brentwood Academy
32	Ethan Barr	LB	6-3	244	So.	Flower Mound, Texas	Marcus	42	Patrick Smith	RB	5-10	185	Fr.	Atlantic City, N.J.	Holy Spirit
20	Jack Barton	S/LB	6-1	215	So.	Dallas, Texas	Jesuit	93	Tommy Smith	TE	6-1	226	5th	South Windsor, Conn.	East Catholic
57	Tyler Bence	DL	6-3	255	Fr.	Huntsville, Ala.	Huntsville	31	Michael Spencer	LB	6-4	260	So.	Union, Ky.	The Taft School
45	Dylan Betts-Pauley	RB	5-11	240	Fr.	Hoover, Ala.	Hoover	54	Tyler Steen	OL	6-5	315	Sr.	Miami, Fla.	St. Thomas Aquinas
34	Luke Blanton	FB	6-2	240	Sr.	Dallas, Texas	Highland Park	76	Jonathan Stewart	OL	6-7	340	5th	Lawrenceville, Ga.	Mountain View
82	Devin Boddie Jr.	WR	5-11	180	Jr.	Memphis, Tenn.	Whitehaven	97	Terion Sugick	DL	6-2	305	Fr.	Landover, Md.	Rock Creek Christian Academy
92	Marcus Bradley	DL	6-3	275	Fr.	Gaithersburg, Md.	Quince Orchard	99	Lorenza Surgers	DL	6-5	265	Sr.	Cary, N.C.	Panther Creek
86	Ben Bresnahan	TE	6-4	243	Sr.	Cumming, Ga.	West Forsyth	48	CJ Taylor	DB	6-1	206	Fr.	McMinnville, Tenn.	Warren County
68	Jason Brooks Jr.	OL	6-4	295	So.	Houston, Texas	Dobie	98	Tolu Thomas-Ailara	DL	6-3	272	Sr.	Chicago Heights, Ill.	Marian Catholic
56	Alex Brown	LB	6-2	242	Sr.	San Antonio, Texas	Claudia Taylor Johnson	50	Errington Truesdell	LB	6-1	224	Fr.	Duluth, Ga.	Woodward Academy
36	Joseph Bulovas	K	6-0	210	5th	Mandeville, La.	Mandeville	77	Junior Uzebu	OL	6-6	326	Jr.	Atlanta, Ga.	Alpharetta
29	Miles Capers	LB	6-5	230	Fr.	Sumter, S.C.	Sumter	65	Michael Warden	OL	6-2	286	Sr.	Loveland, Ohio	Summit Country Day
16	Jack Cardillo	K	6-1	181	5th	Evergreen, Colo.	Evergreen	79	Trent Weaver	OL	6-3	299	So.	St. Louis, Mo.	St. Louis University School
83	Gamarion Carter	WR	6-2	195	Fr.	Toccoa, Ga.	Stephens County	52	Kevo Wesley	OL	6-4	290	So.	Chicago, Ill.	Curie
66	Charlie Clark	OL	6-7	284	Fr.	Madison, Wis.	Edgewood	30	Jared Wheatley	P	6-1	205	Jr.	Indian Trail, N.C.	Porter Ridge
63	Delfin Xavier Castillo	OL	6-5	330	Fr.	Kissimmee, Fla.	Osceola	94	Raashaan Wilkins Jr.	DL	6-3	310	Sr.	Chicago, Ill.	Mt. Carmel
74	Cole Clemens	OL	6-6	335	5th	South Jordan, Utah	Bingham	80	Alex Williams	DL	6-6	265	Jr.	Akron, Ohio	Pickerington North
90	Nate Clifton	DL	6-5	280	Jr.	La Vergne, Tenn.	Brentwood Academy	21	Maxwell Worship	DB	6-1	210	Sr.	Coral Springs, Fla.	Cardinal Gibbons
15	Camden Coleman	DB	6-1	215	Sr.	Champaign, Ill.	University Laboratory	44	Alan Wright	DB	6-0	181	Fr.	Fayetteville, Ga.	Woodward Academy
59	Pierson Cooke	K/P	6-0	209	Sr.	Bloomfield Hills, Mich.	Cranbrook-Kingswood	33	De'Rickey Wright	DB	6-4	230	So.	Gadsden, Ala.	Gadsden City
75	Ben Cox	OL	6-5	310	So.	Radford, Va.	Radford	5	Mike Wright	QB	6-4	190	So.	Fayetteville, Ga.	Woodward Academy
9	Daevion Davis	DL	6-2	285	Jr.	Madison, Ala.	James Clemens	43	James Ziglor III	DB	5-11	190	Fr.	Marietta, Ga.	Harrison
6	Re'Mahn Davis	RB	5-9	205	Jr.	San Francisco, Calif.	Blair Academy								
72	Dan Dawkins	OL	6-3	304	Sr.	Staten Island, N.Y.	The Peddie School								
85	Joel DeCoursey	TE	6-4	235	Jr.	Zionsville, Ind.	Zionsville Community								
12	Brayden DeVault-Smith	LB	6-3	227	5th	Nashville, Tenn.	Pearl-Cohn								
49	Zach Drevno	LS	6-0	209	Sr.	Saline, Mich.	Saline								
40	Tommy Eckels	LB	6-2	225	So.	Kansas City, Mo.	Rockhurst								
61	Will Faris	K	5-11	166	Fr.	Dallas, Texas	Lake Highlands								
28	Allan George	DB	6-1	195	5th	Andalusia, Ala.	Andalusia								
64	Derek Green	DL	6-5	318	Jr.	Richlands, N.C.	Southwest								
24	Rocko Griffin	RB	5-9	203	So.	Rincon, Ga.	South Effingham								
60	Gunnar Hansen	OL	6-5	317	Fr.	Boca Raton, Fla.	St. Thomas Aquinas								
27	Brendon Harris	DB	6-1	214	Sr.	Chattanooga, Tenn.	Baylor School								
11	Justin Harris	DB	6-1	195	Jr.	Attalla, Ala.	Etowah								
62	Julian Hernandez	OL	6-4	304	Jr.	Davie, Fla.	St. Thomas Aquinas								
22	John Howse IV	DB	6-2	190	Fr.	Nashville, Tenn.	Brentwood								
96	Jacques Hunter	DL	6-4	230	Fr.	Valdosta, Ga.	Lowndes								
91	Christian James	DL	6-4	275	Jr.	Memphis, Tenn.	Christian Brothers								
39	Blake Jarrett	QB	6-2	186	Fr.	San Diego, Calif.	San Marcos								
3	Dashaun Jerkins	DB	6-0	200	Sr.	Woodbridge, Va.	Woodbridge								
13	Gabe Jeudy-Lally	DB	6-1	186	Jr.	Charlotte, N.C.	Ardrey Kell								
7	Cam Johnson	WR	6-0	200	Sr.	Brentwood, Tenn.	Brentwood Academy								
67	Jake Ketschek	OL	6-4	305	Fr.	Absecon, N.J.	St. Augustine Prep								
89	Logan Kyle	WR	6-3	209	So.	Cypress, Texas	Tomball Memorial								
35	Malik Langham	DL	6-5	296	Sr.	Huntsville, Ala.	Lee								
55	Devin Lee	DL	6-3	277	Fr.	McDonough, Ga.	Ola								
4	Chase Lloyd	DB	6-2	203	So.	Atlanta, Ga.	Westlake								
38	Wilson Long	QB	6-0	197	Fr.	Austin, Texas	Regents School of Austin								
23	Jaylen Mahoney	DB	5-11	191	Jr.	Rock Hill, S.C.	South Pointe								
1	Elijah McAllister	LB	6-6	261	Sr.	Rumson, N.J.	Rumson Fair Haven								
46	Ezra McAllister	WR	6-0	183	Fr.	Marshall, Mich.	Marshall								
25	Ryan McCord	DB	6-1	190	So.	Dallas, Texas	Saint Mark's								
51	Michael Mincey	LB	6-1	232	Fr.	Waycross, Ga.	Ware County								
18	Jeremy Moussa	QB	6-3	225	Sr.	Chino Hills, Calif.	Eleanor Roosevelt								
53	Alston Orji	LB	6-2	236	Sr.	Rockwall, Texas	Rockwall								
0	Anfernee Orji	LB	6-2	230	Jr.	Rockwall, Texas	Rockwall								
88	Michael Owusu	LB	6-5	231	5th	Oxnard, Calif.	Oaks Christian								
19	Chris Pierce Jr.	WR	6-4	235	5th	Smithfield, Va.	Smithfield								
71	Gage Pitchford	OL	6-6	300	Fr.	Newnan, Ga.	East Coweta								
Pronunciation Guide															
2	Amir Abdur-Rahman	ah-MEER ub-DUR rah-mawn													
17	Feleti Afumei	fah-let-ee ah-FUH-moo-ee													
14	Devin Boddie Jr.	body													
36	Joseph Bulovas	bull-uh-viss													
16	Jack Cardillo	car-DEE-oh													
86	Gamarion Carter	guh-MAHR-ee-awn													
9	Daevion Davis	DAY-vee-inn													
6	Re'Mahn Davis	ray-mawn													
49	Zach Drevno	DREVV-know													
60	Gunnar Hansen	gunner													
96	Jacques Hunter	SHAH-kwees													
3	Dashaun Jerkins	day-shawn													
13	Gabe Jeudy-Lally	jew-dee-lolly													
67	Jake Ketschek	catch-ick													
35	Malik Langham	MUH-leak													
18	Jeremy Moussa	MOOSE-uh													
53	Alston Orji	all-stun OR-jee													
0	Anfernee Orji	ann-fur-knee OR-jee													
88	Michael Owusu	oh-WOO-sue													
47	Wesley Schelling	shell-ing													
10	Gavin Schoenwald	show-inn-wald													
97	Terion Sugick	sue-jick													
99	Lorenza Surgers	SIR-jehrs													
98	Tolu Thomas-Ailara	TOE-lu thomas-eye-lahr-uh													
50	Errington Truesdell	TROOS-dell													
77	Junior Uzebu	oo-ZEE-boo													
94	Raashaan Wilkins Jr.	ruh-shawn													
43	James Ziglor III	ZIG-luhr													

Numerical Roster

No.	Name	Pos.	Ht.	Wt.	Yr.	Hometown	High School	No.	Name	Pos.	Ht.	Wt.	Yr.	Hometown	High School
0	Anfernee Orji	LB	6-2	230	Jr.	Rockwall, Texas	Rockwall	70	Bradley Ashmore	OL	6-6	290	So.	Neptune Beach, Fla.	Fletcher Senior
1	Elijah McAllister	LB	6-6	261	Sr.	Rumson, N.J.	Rumson Fair Haven	71	Gage Pitchford	OL	6-6	300	Fr.	Newnan, Ga.	East Coweta
2	Amir Abdur-Rahman	WR	6-4	215	Sr.	Atlanta, Ga.	Mays	72	Dan Dawkins	OL	6-3	304	Sr.	Staten Island, N.Y.	The Peddie School
3	Dashaun Jenkins	DB	6-0	200	Sr.	Woodbridge, Va.	Woodbridge	74	Cole Clemens	OL	6-6	335	5th	South Jordan, Utah	Bingham
4	Chase Lloyd	DB	6-2	203	So.	Atlanta, Ga.	Westlake	75	Ben Cox	OL	6-5	310	So.	Radford, Va.	Radford
5	Mike Wright	QB	6-4	190	So.	Fayetteville, Ga.	Woodward Academy	76	Jonathan Stewart	OL	6-7	340	5th	Lawrenceville, Ga.	Mountain View
6	Re'Mahn Davis	RB	5-9	205	Jr.	San Francisco, Calif.	Blair Academy	77	Junior Uzebu	OL	6-6	326	Jr.	Atlanta, Ga.	Alpharetta
7	Cam Johnson	WR	6-0	200	Sr.	Brentwood, Tenn.	Brentwood Academy	78	Bryce Bailey	OL	6-5	304	5th	Newburgh, Ind.	Castle
8	Ken Seals	QB	6-3	220	So.	Azle, Texas	Weatherford	79	Trent Weaver	OL	6-3	299	So.	St. Louis, Mo.	St. Louis University School
9	Daevion Davis	DL	6-2	285	Jr.	Madison, Ala.	James Clemens	80	Alex Williams	DL	6-6	265	Jr.	Akron, Ohio	Pickerington North
10	Gavin Schoenwald	TE	6-4	243	Sr.	Brentwood, Tenn.	Brentwood Academy	81	Tyrell Alexander	WR	6-1	195	6th	Lancaster, Texas	Lancaster
11	Justin Harris	DB	6-1	195	Jr.	Attalla, Ala.	Etowah	82	Devin Boddie Jr.	WR	5-11	180	Jr.	Memphis, Tenn.	Whitehaven
12	Brayden DeVault-Smith	LB	6-3	227	5th	Nashville, Tenn.	Pearl-Cohn	83	Gamarion Carter	WR	6-2	195	Fr.	Toccoa, Ga.	Stephens County
13	Gabe Jeudy-Lally	DB	6-1	186	Jr.	Charlotte, N.C.	Ardrey Kell	84	Justin Ball	TE	6-6	245	Jr.	Glenn Dale, Md.	Gonzaga Prep
14	Will Sheppard	WR	6-3	200	So.	Mandeville, La.	Mandeville	85	Joel DeCoursey	TE	6-4	235	Jr.	Zionsville, Ind.	Zionsville Community
15	Camden Coleman	DB	6-1	215	Sr.	Champaign, Ill.	University Laboratory	86	Ben Bresnahan	TE	6-4	243	Sr.	Cumming, Ga.	West Forsyth
16	Jack Cardillo	K	6-1	181	5th	Evergreen, Colo.	Evergreen	87	Quincy Skinner Jr.	WR	6-1	200	Fr.	Pompano Beach, Fla.	St. Thomas Aquinas
17	Feleti Afemui	LB	6-3	245	5th	Kihei, Hawaii	Maui	88	Michael Owusu	LB	6-5	231	5th	Oxnard, Calif.	Oaks Christian
18	Jeremy Moussa	QB	6-3	225	Sr.	Chino Hills, Calif.	Eleanor Roosevelt	89	Logan Kyle	WR	6-3	209	So.	Cypress, Texas	Tomball Memorial
19	Chris Pierce Jr.	WR	6-4	235	5th	Smithfield, Va.	Smithfield	90	Nate Clifton	DL	6-5	280	Jr.	La Vergne, Tenn.	Brentwood Academy
20	Jack Barton	S/LB	6-1	215	So.	Dallas, Texas	Jesuit	91	Christian James	DL	6-4	275	Jr.	Memphis, Tenn.	Christian Brothers
21	Maxwell Worship	DB	6-1	210	Sr.	Coral Springs, Fla.	Cardinal Gibbons	92	Marcus Bradley	DL	6-3	275	Fr.	Gaithersburg, Md.	Quince Orchard
22	John Howse IV	DB	6-2	190	Fr.	Nashville, Tenn.	Brentwood	93	Tommy Smith	TE	6-1	226	5th	South Windsor, Conn.	East Catholic
23	Jaylen Mahoney	DB	5-11	191	Jr.	Rock Hill, S.C.	South Pointe	94	Raashaan Wilkins Jr.	DL	6-3	310	Sr.	Chicago, Ill.	Mt. Carmel
24	Rocko Griffin	RB	5-9	203	So.	Rincon, Ga.	South Effingham	95	Harrison Smith	P	5-10	183	Sr.	Franklin, Tenn.	Brentwood Academy
25	Ryan McCord	DB	6-1	190	So.	Dallas, Texas	Saint Mark's	96	Brayden Bapst	TE	6-8	280	Jr.	Washington, D.C.	St. John's College
26	BJ Anderson	DB	6-1	195	Sr.	Andalusia, Ala.	Andalusia	96	Jacques Hunter	DL	6-4	230	Fr.	Valdosta, Ga.	Lowndes
27	Brendon Harris	DB	6-1	214	Sr.	Chattanooga, Tenn.	Baylor School	97	Terion Sugick	DL	6-2	305	Fr.	Landover, Md.	Rock Creek Christian Academy
28	Allan George	DB	6-1	195	5th	Andalusia, Ala.	Andalusia	98	Tolu Thomas-Ailara	DL	6-3	272	Sr.	Chicago Heights, Ill.	Marian Catholic
29	Miles Capers	LB	6-5	230	Fr.	Sumter, S.C.	Sumter	99	Lorenza Surgers	DL	6-5	265	Sr.	Cary, N.C.	Panther Creek
30	Jared Wheatley	P	6-1	205	Jr.	Indian Trail, N.C.	Porter Ridge								
31	Michael Spencer	LB	6-4	260	So.	Union, Ky.	The Taft School	Pronunciation Guide							
32	Ethan Barr	LB	6-3	244	So.	Flower Mound, Texas	Marcus	0	Anfernee Orji					ann-fur-knee OR-jee	
33	De'Rickey Wright	DB	6-4	230	So.	Gadsden, Ala.	Gadsden City	2	Amir Abdur-Rahman					ah-MEER ub-DUR rah-mawn	
34	Luke Blanton	FB	6-2	240	Sr.	Dallas, Texas	Highland Park	3	Dashaun Jenkins					day-shawn	
35	Malik Langham	DL	6-5	296	Sr.	Huntsville, Ala.	Lee	6	Re'Mahn Davis					ray-mawn	
36	Joseph Bulovas	K	6-0	210	5th	Mandeville, La.	Mandeville	9	Daevion Davis					DAY-vee-inn	
37	Marlen Sewell	DB	6-1	185	Fr.	Birmingham, Ala.	Shades Valley	10	Gavin Schoenwald					show-inn-wald	
38	Wilson Long	QB	6-0	197	Fr.	Austin, Texas	Regents School of Austin	13	Gabe Jeudy-Lally					jew-dee-lolly	
39	Blake Jarrett	QB	6-2	186	Fr.	San Diego, Calif.	San Marcos	14	Devin Boddie Jr.					body	
40	Tommy Eckels	LB	6-2	225	So.	Kansas City, Mo.	Rockhurst	16	Jack Cardillo					car-DEE-oh	
41	Tyson Russell	DB	5-11	180	Fr.	Plantation, Fla.	St. Thomas Aquinas	17	Feleti Afumei					fah-let-ee ah-FUH-moo-ee	
42	Patrick Smith	RB	5-10	180	Fr.	Atlantic City, N.J.	Holy Spirit	18	Jeremy Moussa					MOOSE-uh	
43	James Ziglor III	DB	5-11	190	Fr.	Marietta, Ga.	Harrison	35	Malik Langham					MUH-leak	
44	Alan Wright	DB	6-0	181	Fr.	Fayetteville, Ga.	Woodward Academy	36	Joseph Bulovas					bull-uh-viss	
45	Dylan Betts-Pauley	RB	5-11	240	Fr.	Hoover, Ala.	Hoover	43	James Ziglor III					ZIG-luhr	
46	Ezra McAllister	WR	6-0	183	Fr.	Marshall, Mich.	Marshall	47	Wesley Schelling					shell-ing	
47	Wesley Schelling	LS	6-5	245	So.	Nashville, Tenn.	Pearl-Cohn	49	Zach Drevno					DREVV-know	
48	CJ Taylor	DB	6-1	206	Fr.	McMinnville, Tenn.	Warren County	50	Errington Truesdell					TROOS-dell	
49	Zach Drevno	LS	6-0	209	Sr.	Saline, Mich.	Saline	53	Alston Orji					all-stun OR-jee	
50	Errington Truesdell	LB	6-1	224	Fr.	Duluth, Ga.	Woodward Academy	60	Gunnar Hansen					gunner	
51	Michael Mincey	LB	6-1	232	Fr.	Waycross, Ga.	Ware County	67	Jake Ketschek					catch-ick	
52	Kevo Wesley	OL	6-4	290	So.	Chicago, Ill.	Curie	77	Junior Uzebu					oo-ZEE-boo	
53	Alston Orji	LB	6-2	236	Sr.	Rockwall, Texas	Rockwall	86	Gamarion Carter					guh-MAHR-ee-awn	
54	Tyler Steen	OL	6-5	315	Sr.	Miami, Fla.	St. Thomas Aquinas	88	Michael Owusu					oh-WOO-sue	
55	Devin Lee	DL	6-3	277	Fr.	McDonough, Ga.	Ola	94	Raashaan Wilkins Jr.					ruh-shawn	
56	Alex Brown	LB	6-2	242	Sr.	San Antonio, Texas	Claudia Taylor Johnson	96	Jacques Hunter					SHAH-kwees	
57	Tyler Bence	DL	6-3	255	Fr.	Huntsville, Ala.	Huntsville	97	Terion Sugick					sue-jick	
59	Pierson Cooke	K/P	6-0	209	Sr.	Bloomfield Hills, Mich.	Cranbrook-Kingswood	98	Tolu Thomas-Ailara					TOE-lu thomas-eye-lahr-uh	
60	Gunnar Hansen	OL	6-5	317	Fr.	Boca Raton, Fla.	St. Thomas Aquinas	99	Lorenza Surgers					SIR-jehrs	
61	Will Faris	K	5-11	166	Fr.	Dallas, Texas	Lake Highlands								
62	Julian Hernandez	OL	6-4	304	Jr.	Davie, Fla.	St. Thomas Aquinas								
63	Delfin Xavier Castillo	OL	6-5	330	Fr.	Kissimmee, Fla.	Osceola								
64	Derek Green	DL	6-5	318	Jr.	Richlands, N.C.	Southwest								
65	Michael Warden	OL	6-2	286	Sr.	Loveland, Ohio	Summit Country Day								
66	Charlie Clark	OL	6-7	284	Fr.	Madison, Wis.	Edgewood								
67	Jake Ketschek	OL	6-4	305	Fr.	Absecon, N.J.	St. Augustine Prep								
68	Jason Brooks Jr.	OL	6-4	295	So.	Houston, Texas	Dobie								

Academic Roster










No.	Name	Pos.	Ht.	Wt.	Cl.	Major
53	Alston Orji	LB	6-2	236	Sr.	American Studies
95	Harrison Smith	P	5-10	183	Sr.	Biological Sciences • Classical and Mediterranean Studies
56	Alex Brown	LB	6-2	243	Sr.	Communication Studies
6	Re'Mahn Davis	RB	5-9	205	Jr.	Communications Studies
99	Lorenza Surgers	DL	6-5	265	Sr.	Communications Studies
77	Junior Uzebu	OL	6-6	326	Jr.	Communication Studies
0	Anfernee Orji	LB	6-2	230	Jr.	Communication of Science and Technology
79	Trent Weaver	OL	6-3	299	So.	Computer Engineering
25	Ryan McCord	CB	6-1	190	So.	Computer Science
47	Wesley Schelling	LS	6-5	235	So.	Computer Science
65	Michael Warden	OL	6-2	286	Sr.	Economics • Classical and Mediterranean Studies
34	Luke Blanton	FB	6-2	240	Sr.	Economics
11	Justin Harris	S	6-1	195	Jr.	Economics
30	Jared Wheatley	P	6-1	205	Jr.	Economics
94	Raashaan Wilkins Jr.	DL	6-3	310	Sr.	Economics
31	Michael Spencer	LB	6-4	260	So.	Engineering
78	Bryce Bailey	OL	6-5	304	5th	Finance (Graduate)
12	Brayden DeVault-Smith	LB	6-3	227	5th	Human Development Studies (Graduate)
17	Feleti Afemui	LB	6-3	245	5th	Human and Organizational Development
96	Brayden Bapst	TE	6-8	280	Jr.	Human and Organizational Development
32	Ethan Barr	LB	6-3	244	So.	Human and Organizational Development
20	Jack Barton	S/LB	6-1	215	So.	Human and Organizational Development
74	Cole Clemens	OL	6-6	335	5th	Human and Organizational Development
85	Joel DeCoursey	TE	6-4	235	Jr.	Human and Organizational Development
49	Zach Drevno	LS	6-0	209	Sr.	Human and Organizational Development
40	Tommy Eckels	LB	6-2	225	So.	Human and Organizational Development
61	Will Faris	K	5-11	166	Fr.	Human and Organizational Development
62	Julian Hernandez	OL	6-4	304	Jr.	Human and Organizational Development
7	Cam Johnson	WR	6-0	200	Sr.	Human and Organizational Development
13	Gabe Judy-Lally	CB	6-1	186	Jr.	Human and Organizational Development
23	Jaylen Mahoney	CB	5-11	191	Jr.	Human and Organizational Development
10	Gavin Schoenwald	TE	6-4	243	Sr.	Human and Organizational Development
8	Ken Seals	QB	6-3	220	So.	Human and Organizational Development
54	Tyler Steen	OL	6-5	315	Sr.	Human and Organizational Development
21	Maxwell Worship	S	6-1	210	Sr.	Human and Organizational Development
91	Christian James	DL	6-4	275	Jr.	Human and Organizational Development • Economics
70	Bradley Ashmore	OL	6-6	290	So.	Human and Organizational Development • Gender and Sexuality Studies
81	Tyrell Alexander	WR	6-1	195	6th	Learning, Diversity and Urban Studies (Graduate)
88	Michael Owusu	LB	6-5	231	5th	Learning, Diversity and Urban Studies (Graduate)
75	Jonathan Stewart	OL	6-7	340	5th	Learning, Diversity and Urban Studies (Graduate)
36	Joseph Bulovas	K	6-0	210	5th	Marketing (Graduate)
16	Jack Cardillo	K	6-1	181	5th	Marketing (Graduate)

No.	Name	Pos.	Ht.	Wt.	Cl.	Major
2	Amir Abdur-Rahman	WR	6-4	215	Sr.	Medicine, Health and Society
84	Justin Ball	TE	6-6	245	Jr.	Medicine, Health and Society
82	Devin Boddie Jr.	WR	5-11	180	Jr.	Medicine, Health and Society
86	Ben Bresnahan	TE	6-4	243	Sr.	Medicine, Health and Society
90	Nate Clifton	DL	6-5	280	Jr.	Medicine, Health and Society
9	Daevion Davis	DL	6-2	285	Jr.	Medicine, Health and Society
28	Allan George	CB	6-1	195	5th	Medicine, Health and Society
64	Derek Green	DL	6-5	318	Jr.	Medicine, Health and Society
27	Brendon Harris	S	6-1	214	Sr.	Medicine, Health and Society
3	Dashaun Jenkins	S	6-0	200	Sr.	Medicine, Health and Society
35	Malik Langham	DL	6-5	296	Sr.	Medicine, Health and Society
1	Elijah McAllister	LB	6-6	261	Sr.	Medicine, Health and Society
18	Jeremy Moussa	QB	6-3	225	Sr.	Medicine, Health and Society
98	Tolu Thomas-Ailara	DL	6-3	272	Sr.	Neuroscience
59	Pierson Cooke	K/P	6-0	209	Sr.	Political Science
15	Camden Coleman	DB	6-1	215	Sr.	Psychology
80	Alex Williams	DL	6-6	265	Jr.	Sociology
26	BJ Anderson	CB	6-1	195	Sr.	Sociology
19	Chris Pierce Jr.	WR	6-4	235	5th	Sociology
72	Dan Dawkins	OL	6-3	304	Sr.	Sociology
57	Tyler Bence	DL	6-3	255	Fr.	Undeclared
45	Dylan Betts-Pauley	RB	5-11	240	Fr.	Undeclared
92	Marcus Bradley	DL	6-3	275	Fr.	Undeclared
68	Jason Brooks, Jr.	OL	6-4	295	So.	Undeclared
29	Miles Capers	LB	6-5	230	Fr.	Undeclared
83	Gamarion Carter	WR	6-2	195	Fr.	Undeclared
63	Delfin Xavier Castillo	OL	6-5	330	Fr.	Undeclared
66	Charlie Clark	OL	6-7	284	Fr.	Undeclared
75	Ben Cox	OL	6-5	310	So.	Undeclared
24	Rocko Griffin	RB	5-9	203	So.	Undeclared
60	Gunnar Hansen	OL	6-5	317	Fr.	Undeclared
22	John Howse IV	DB	6-2	190	Fr.	Undeclared
96	Jacques Hunter	DL	6-4	230	Fr.	Undeclared
39	Blake Jarrett	QB	6-2	186	Fr.	Undeclared
67	Jake Ketschek	OL	6-4	305	Fr.	Undeclared
89	Logan Kyle	WR	6-3	209	So.	Undeclared
55	Devin Lee	DL	6-3	277	Fr.	Undeclared
4	Chase Lloyd	DB	6-2	203	So.	Undeclared
38	Wilson Long	QB	6-0	197	Fr.	Undeclared
46	Ezra McAllister	WR	6-0	183	Fr.	Undeclared
51	Michael Mincey	LB	6-1	232	Fr.	Undeclared
71	Gage Pitchford	OL	6-6	300	Fr.	Undeclared
41	Tyson Russell	DB	5-11	180	Fr.	Undeclared
37	Marlen Sewell	DB	6-1	185	Fr.	Undeclared
14	Will Sheppard	WR	6-3	200	So.	Undeclared
87	Quincy Skinner Jr.	WR	6-1	200	Fr.	Undeclared
42	Patrick Smith	RB	5-10	185	Fr.	Undeclared
97	Terion Sugick	DL	6-2	305	Fr.	Undeclared
48	CJ Taylor	DB	6-1	206	Fr.	Undeclared
50	Errington Truesdell	LB	6-1	224	Fr.	Undeclared
52	Kevo Wesley	OL	6-4	290	So.	Undeclared
33	De'Rickey Wright	ATH	6-4	230	So.	Undeclared
44	Alan Wright	DB	6-0	190	Fr.	Undeclared
5	Mike Wright	QB	6-4	190	So.	Undeclared
43	James Zigor III	DB	5-11	190	Fr.	Undeclared

Geographical Roster


No.	Name	Pos.	Ht.	Wt.	Cl.	Hometown	High School
26	BJ Anderson	DB	6-1	195	Sr.	Andalusia, Ala.	Andalusia
28	Allan George	DB	6-1	195	5th	Andalusia, Ala.	Andalusia
11	Justin Harris	DB	6-1	195	Jr.	Attalla, Ala.	Etowah
37	Marlen Sewell	DB	6-1	185	Fr.	Birmingham, Ala.	Shades Valley
33	De'Rickey Wright	DB	6-4	230	So.	Gadsden, Ala.	Gadsden City
45	Dylan Betts-Pauley	RB	5-11	240	Fr.	Hoover, Ala.	Hoover
57	Tyler Bence	DL	6-3	255	Fr.	Huntsville, Ala.	Huntsville
35	Malik Langham	DL	6-5	296	Sr.	Huntsville, Ala.	Lee
9	Daevion Davis	DL	6-2	285	Jr.	Madison, Ala.	James Clemens
96	Jacques Hunter	DL	6-4	230	Fr.	Valdosta, Ga.	Lowndes
18	Jeremy Moussa	QB	6-3	225	Sr.	Chino Hills, Calif.	Eleanor Roosevelt
88	Michael Owusu	LB	6-5	231	5th	Oxnard, Calif.	Oaks Christian
39	Blake Jarrett	QB	6-2	186	Fr.	San Diego, Calif.	San Marcos
6	Re'Mahn Davis	RB	5-9	205	Jr.	San Francisco, Calif.	Blair Academy
16	Jack Cardillo	K	6-1	181	5th	Evergreen, Colo.	Evergreen
93	Tommy Smith	TE	6-1	226	5th	South Windsor, Conn.	East Catholic
96	Brayden Bapst	TE	6-8	280	Jr.	Washington, D.C.	St. John's College
60	Gunnar Hansen	OL	6-5	317	Fr.	Boca Raton, Fla.	St. Thomas Aquinas
62	Julian Hernandez	OL	6-4	304	Jr.	Davie, Fla.	St. Thomas Aquinas
21	Maxwell Worship	DB	6-1	210	Sr.	Coral Springs, Fla.	Cardinal Gibbons
63	Delfin Xavier Castillo	OL	6-5	330	Fr.	Kissimmee, Fla.	Osceola
70	Bradley Ashmore	OL	6-6	290	So.	Neptune Beach, Fla.	Fletcher Senior
41	Tyson Russell	DB	5-11	180	Fr.	Plantation, Fla.	St. Thomas Aquinas
87	Quincy Skinner Jr.	WR	6-1	200	Fr.	Pompano Beach, Fla.	St. Thomas Aquinas
2	Amir Abdur-Rahman	WR	6-4	215	Sr.	Atlanta, Ga.	Mays
4	Chase Lloyd	DB	6-2	203	So.	Atlanta, Ga.	Westlake
77	Junior Uzebu	OL	6-6	326	Jr.	Atlanta, Ga.	Alpharetta
86	Ben Bresnahan	TE	6-4	243	Sr.	Cumming, Ga.	West Forsyth
50	Errington Truesdell	LB	6-1	224	Fr.	Duluth, Ga.	Woodward Academy
44	Alan Wright	DB	6-0	181	Fr.	Fayetteville, Ga.	Woodward Academy
5	Mike Wright	QB	6-4	190	So.	Fayetteville, Ga.	Woodward Academy
76	Jonathan Stewart	OL	6-7	340	5th	Lawrenceville, Ga.	Mountain View
55	Devin Lee	DL	6-3	277	Fr.	McDonough, Ga.	Ola
43	James Ziglar III	DB	5-11	190	Fr.	Marietta, Ga.	Harrison
54	Tyler Steen	OL	6-5	315	Sr.	Miami, Fla.	St. Thomas Aquinas
71	Gage Pitchford	OL	6-6	300	Fr.	Newnan, Ga.	East Coweta
24	Rocko Griffin	RB	5-9	203	So.	Rincon, Ga.	South Effingham
83	Gamarion Carter	WR	6-2	195	Fr.	Toccoa, Ga.	Stephens County
51	Michael Mincey	LB	6-1	232	Fr.	Waycross, Ga.	Ware County
17	Feleti Afemui	LB	6-3	245	5th	Kihei, Hawaii	Maui
15	Camden Coleman	DB	6-1	215	Sr.	Champaign, Ill.	University Laboratory
52	Kevo Wesley	OL	6-4	290	So.	Chicago, Ill.	Curie
94	Raashaan Wilkins Jr.	DL	6-3	310	Sr.	Chicago, Ill.	Mt. Carmel
98	Tolu Thomas-Ailara	DL	6-3	272	Sr.	Chicago Heights, Ill.	Marian Catholic
78	Bryce Bailey	OL	6-5	304	5th	Newburgh, Ind.	Castle
85	Joel DeCoursey	TE	6-4	235	Jr.	Zionsville, Ind.	Zionsville Community
31	Michael Spencer	LB	6-4	260	So.	Union, Ky.	The Taft School
36	Joseph Bulovas	K	6-0	210	5th	Mandeville, La.	Mandeville
14	Will Sheppard	WR	6-3	200	So.	Mandeville, La.	Mandeville
92	Marcus Bradley	DL	6-3	304	Fr.	Gaithersburg, Md.	Quince Orchard
84	Justin Ball	TE	6-6	245	Jr.	Glenn Dale, Md.	Gonzaga Prep
97	Terion Sugick	DL	6-2	305	Fr.	Landover, Md.	Rock Creek Christian Academy
59	Pierson Cooke	K/P	6-0	209	Sr.	Bloomfield Hills, Mich.	Cranbrook-Kingswood
46	Ezra McAllister	WR	6-0	183	Fr.	Marshall, Mich.	Marshall
49	Zach Drevno	LS	6-0	209	Sr.	Saline, Mich.	Saline
40	Tommy Eckels	LB	6-2	225	So.	Kansas City, Mo.	Rockhurst
79	Trent Weaver	OL	6-3	299	So.	St. Louis, Mo.	St. Louis University School
99	Lorenza Surgers	DL	6-5	265	Sr.	Cary, N.C.	Panther Creek
13	Gabe Jeudy-Lally	DB	6-1	186	Jr.	Charlotte, N.C.	Ardrey Kell
30	Jared Wheatley	P	6-1	205	Jr.	Indian Trail, N.C.	Porter Ridge
64	Derek Green	DL	6-5	318	Jr.	Richlands, N.C.	Southwest
67	Jake Ketschek	OL	6-4	305	Fr.	Absecon, N.J.	St. Augustine Prep
42	Patrick Smith	RB	5-10	185	Fr.	Atlantic City, N.J.	Holy Spirit
1	Elijah McAllister	LB	6-6	261	Sr.	Rumson, N.J.	Rumson Fair Haven
72	Dan Dawkins	OL	6-3	304	Sr.	Staten Island, N.Y.	The Peddie School
80	Alex Williams	DL	6-6	265	Jr.	Akron, Ohio	Pickerington North
65	Michael Warden	OL	6-2	286	Sr.	Loveland, Ohio	Summit Country Day
23	Jaylen Mahoney	DB	5-11	191	Jr.	Rock Hill, S.C.	South Pointe
29	Miles Capers	LB	6-5	230	Fr.	Sumter, S.C.	Sumter
7	Cam Johnson	WR	6-0	200	Sr.	Brentwood, Tenn.	Brentwood Academy
10	Gavin Schoenwald	TE	6-4	243	Sr.	Brentwood, Tenn.	Brentwood Academy
27	Brendon Harris	DB	6-1	214	Sr.	Chattanooga, Tenn.	Baylor School
95	Harrison Smith	P	5-10	183	Sr.	Franklin, Tenn.	Brentwood Academy
90	Nate Clifton	DL	6-5	280	Jr.	La Vergne, Tenn.	Brentwood Academy
48	C.J. Taylor	DB	6-1	206	Fr.	McMinnville, Tenn.	Warren County
82	Devin Boddie Jr.	WR	5-11	180	Jr.	Memphis, Tenn.	Whitehaven
91	Christian James	DL	6-4	275	Jr.	Memphis, Tenn.	Christian Brothers
12	Brayden DeVault-Smith	LB	6-3	227	5th	Nashville, Tenn.	Pearl-Cohn
22	John Howse IV	DB	6-2	190	Fr.	Nashville, Tenn.	Brentwood
47	Wesley Schelling	LS	6-5	235	So.	Nashville, Tenn.	Pearl-Cohn
38	Wilson Long	QB	6-0	197	Fr.	Austin, Texas	Regents School of Austin
8	Ken Seals	QB	6-3	220	So.	Azle, Texas	Weatherford
89	Logan Kyle	WR	6-3	209	So.	Cypress, Texas	Tomball Memorial
20	Jack Barton	S/LB	6-1	215	So.	Dallas, Texas	Jesuit
34	Luke Blanton	FB	6-2	240	Sr.	Dallas, Texas	Highland Park
61	Will Faris	K	5-11	166	Fr.	Dallas, Texas	Lake Highlands
25	Ryan McCord	DB	6-1	190	So.	Dallas, Texas	Saint Mark's
32	Ethan Barr	LB	6-3	244	So.	Flower Mound, Texas	Marcus
68	Jason Brooks, Jr.	OL	6-4	295	So.	Houston, Texas	Dobie
81	Tyrell Alexander	WR	6-1	195	6th	Lancaster, Texas	Lancaster
53	Alston Orji	LB	6-2	236	Sr.	Rockwall, Texas	Rockwall
0	Anfernee Orji	LB	6-2	230	Jr.	Rockwall, Texas	Rockwall
56	Alex Brown	LB	6-2	242	Sr.	San Antonio, Texas	Claudia Taylor Johnson
74	Cole Clemens	OL	6-6	335	5th	South Jordan, Utah	Bingham
75	Ben Cox	OL	6-5	310	So.	Radford, Va.	Radford
19	Chris Pierce Jr.	WR	6-4	235	5th	Smithfield, Va.	Smithfield
3	Dashaun Jenkins	DB	6-0	200	Sr.	Woodbridge, Va.	Woodbridge
66	Charlie Clark	OL	6-7	284	Fr.	Madison, Wis.	Edgewood

Student-Athlete Profiles

QB		8 • KEN SEALS • 6-3 • 220 • So. • Azle, Texas • Weatherford <ul style="list-style-type: none">• Majoring in computer science• Third true freshman quarterback to start a season opener in the SEC since 1972• Tied for third in Vanderbilt history for 300-yard passing games (3)• Owns the school record for passing yards in a single season by a freshman (1,928)• Team-high 1897 yards of total offense in 2020• Nation's 17th-best pro-style quarterback by Rivals.com	<table><tr><th>PASSING</th><th>G</th><th>Att</th><th>Cmp</th><th>Int</th><th>Yds</th><th>TD</th><th>Lg</th><th>Pct</th><th>Avg/P</th><th>Avg/G</th></tr><tr><td>2020</td><td>9</td><td>288</td><td>186</td><td>10</td><td>1928</td><td>12</td><td>58</td><td>64.6</td><td>6.7</td><td>214.2</td></tr><tr><td>2021</td><td>2</td><td>77</td><td>47</td><td>2</td><td>433</td><td>2</td><td>31</td><td>61.0</td><td>5.6</td><td>216.5</td></tr><tr><td>TOTAL</td><td>11</td><td>365</td><td>233</td><td>12</td><td>2361</td><td>14</td><td>58</td><td>63.8</td><td>6.5</td><td>214.6</td></tr></table>											PASSING	G	Att	Cmp	Int	Yds	TD	Lg	Pct	Avg/P	Avg/G	2020	9	288	186	10	1928	12	58	64.6	6.7	214.2	2021	2	77	47	2	433	2	31	61.0	5.6	216.5	TOTAL	11	365	233	12	2361	14	58	63.8	6.5	214.6
			PASSING	G	Att	Cmp	Int	Yds	TD	Lg	Pct	Avg/P	Avg/G																																												
2020	9	288	186	10	1928	12	58	64.6	6.7	214.2																																															
2021	2	77	47	2	433	2	31	61.0	5.6	216.5																																															
TOTAL	11	365	233	12	2361	14	58	63.8	6.5	214.6																																															
QB		5 • MIKE WRIGHT • 6-4 • 190 • So. • Fayetteville, Ga. • Woodward Academy <ul style="list-style-type: none">• Undecided on a major• Six games played in 2020• First career touchdowns at Kentucky — one passing, one rushing• First-year SEC Academic Honor Roll• Nation's 23rd-ranked dual-style quarterback by Rivals• Woodward Academy's 200-meter dash school record holder	<table><tr><th>PASSING</th><th>G</th><th>Att</th><th>Cmp</th><th>Int</th><th>Yds</th><th>TD</th><th>Lg</th><th>Pct</th><th>Avg/P</th><th>Avg/G</th></tr><tr><td>2020</td><td>6</td><td>10</td><td>6</td><td>1</td><td>51</td><td>1</td><td>25</td><td>60.0</td><td>5.1</td><td>8.5</td></tr><tr><td>2021</td><td>1</td><td>9</td><td>4</td><td>0</td><td>41</td><td>0</td><td>14</td><td>44.4</td><td>4.6</td><td>41.0</td></tr><tr><td>TOTAL</td><td>7</td><td>19</td><td>10</td><td>1</td><td>92</td><td>1</td><td>25</td><td>52.6</td><td>4.8</td><td>13.1</td></tr></table>											PASSING	G	Att	Cmp	Int	Yds	TD	Lg	Pct	Avg/P	Avg/G	2020	6	10	6	1	51	1	25	60.0	5.1	8.5	2021	1	9	4	0	41	0	14	44.4	4.6	41.0	TOTAL	7	19	10	1	92	1	25	52.6	4.8	13.1
			PASSING	G	Att	Cmp	Int	Yds	TD	Lg	Pct	Avg/P	Avg/G																																												
2020	6	10	6	1	51	1	25	60.0	5.1	8.5																																															
2021	1	9	4	0	41	0	14	44.4	4.6	41.0																																															
TOTAL	7	19	10	1	92	1	25	52.6	4.8	13.1																																															
QB		18 • JEREMY MOUSSA • 6-3 • 225 • Sr. • Chino Hills, Calif. • Eleanor Roosevelt <ul style="list-style-type: none">• Majoring in medicine, health and society• Did not see action in 2020• Transfer from San Bernardino Valley College• 2019 conference co-offensive player of the year• Signed with Hawaii out of high school, playing two games in 2018• First-Year SEC Academic Honor Roll	<table><tr><th>PASSING</th><th>G</th><th>Att</th><th>Cmp</th><th>Int</th><th>Yds</th><th>TD</th><th>Lg</th><th>Pct</th><th>Avg/P</th><th>Avg/G</th></tr><tr><td>2021</td><td>--</td><td>--</td><td>--</td><td>--</td><td>--</td><td>--</td><td>--</td><td>--</td><td>--</td><td>--</td></tr><tr><td>TOTAL</td><td>--</td><td>--</td><td>--</td><td>--</td><td>--</td><td>--</td><td>--</td><td>--</td><td>--</td><td>--</td></tr></table>											PASSING	G	Att	Cmp	Int	Yds	TD	Lg	Pct	Avg/P	Avg/G	2021	--	--	--	--	--	--	--	--	--	--	TOTAL	--	--	--	--	--	--	--	--	--	--											
			PASSING	G	Att	Cmp	Int	Yds	TD	Lg	Pct	Avg/P	Avg/G																																												
2021	--	--	--	--	--	--	--	--	--	--																																															
TOTAL	--	--	--	--	--	--	--	--	--	--																																															
RB		6 • RE'MAHN DAVIS • 5-9 • 205 • Jr. • San Francisco, Calif. • Blair Academy <ul style="list-style-type: none">• Majoring in communication studies• Rushed for 77 yards at Colorado State on 17 carries• Played 16 games at Temple during the 2019 and 2020 seasons• Earned Pro Football Focus First Team Freshman All-America accolades in 2019• Averaged 78.0 rushing yards/game during freshman campaign• Crossed the 100-yard plateau three times and rushed for 50 or more yards 10 times	<table><tr><th>RUSHING</th><th>G</th><th>Att</th><th>Yds</th><th>TD</th><th>Lg</th><th>Avg/C</th><th>Avg/G</th></tr><tr><td>2021</td><td>2</td><td>32</td><td>135</td><td>0</td><td>15</td><td>4.2</td><td>67.5</td></tr><tr><td>TOTAL</td><td>2</td><td>32</td><td>135</td><td>0</td><td>15</td><td>4.2</td><td>67.5</td></tr></table>								RUSHING	G	Att	Yds	TD	Lg	Avg/C	Avg/G	2021	2	32	135	0	15	4.2	67.5	TOTAL	2	32	135	0	15	4.2	67.5																							
			RUSHING	G	Att	Yds	TD	Lg	Avg/C	Avg/G																																															
2021	2	32	135	0	15	4.2	67.5																																																		
TOTAL	2	32	135	0	15	4.2	67.5																																																		
RB		42 • PATRICK SMITH • 5-10 • 180 • Fr. • Atlantic City, N.J. • Holy Spirit <ul style="list-style-type: none">• Undecided on a major• Lettered two years at Holy Spirit under coach A.J. Russo• Three-star prospect by ESPN.com and 247Sports.com• NJ.com's Offensive Player of the Year and first team all-state selection• 2020 USA Today All-New Jersey First Team Offense honoree• As a senior, rushed 221 times for 1,719 yards and 16 touchdowns for the 8-0 Spartans	<table><tr><th>RUSHING</th><th>G</th><th>Att</th><th>Yds</th><th>TD</th><th>Lg</th><th>Avg/C</th><th>Avg/G</th></tr><tr><td>2021</td><td>1</td><td>3</td><td>13</td><td>0</td><td>8</td><td>4.3</td><td>13.0</td></tr><tr><td>TOTAL</td><td>1</td><td>3</td><td>13</td><td>0</td><td>8</td><td>4.3</td><td>13.0</td></tr></table>								RUSHING	G	Att	Yds	TD	Lg	Avg/C	Avg/G	2021	1	3	13	0	8	4.3	13.0	TOTAL	1	3	13	0	8	4.3	13.0																							
			RUSHING	G	Att	Yds	TD	Lg	Avg/C	Avg/G																																															
2021	1	3	13	0	8	4.3	13.0																																																		
TOTAL	1	3	13	0	8	4.3	13.0																																																		
RB		45 • DYLAN BETTS-PAULEY • 5-11 • 240 • Fr. • Hoover, Ala. • Hoover <ul style="list-style-type: none">• Undecided on a major• Lettered four years at Hoover under coach Josh Niblett• Consensus three-star prospect by ESPN.com, 247Sports.com and Rivals.com• As a junior, helped Hoover to a 10-3 record and a trip to the AHSAA Class 7A semifinals• Enjoys playing tennis	<table><tr><th>RUSHING</th><th>G</th><th>Att</th><th>Yds</th><th>TD</th><th>Lg</th><th>Avg/C</th><th>Avg/G</th></tr><tr><td>2021</td><td>--</td><td>--</td><td>--</td><td>--</td><td>--</td><td>--</td><td>--</td></tr><tr><td>TOTAL</td><td>--</td><td>--</td><td>--</td><td>--</td><td>--</td><td>--</td><td>--</td></tr></table>								RUSHING	G	Att	Yds	TD	Lg	Avg/C	Avg/G	2021	--	--	--	--	--	--	--	TOTAL	--	--	--	--	--	--	--																							
			RUSHING	G	Att	Yds	TD	Lg	Avg/C	Avg/G																																															
2021	--	--	--	--	--	--	--																																																		
TOTAL	--	--	--	--	--	--	--																																																		
RB		24 • ROCKO GRIFFIN • 5-9 • 203 • So. • Rincon, Ga. • South Effingham <ul style="list-style-type: none">• Undecided on a major• Played in eight games as a freshman• Season-high 13 carries at Mississippi State last season• Season-high 25 rushing yards against No. 6 Florida in 2020• Led South Effingham to the 2019 Georgia AAAAA state playoffs• Enjoys chess, boxing and swimming	<table><tr><th>RUSHING</th><th>G</th><th>Att</th><th>Yds</th><th>TD</th><th>Lg</th><th>Avg/C</th><th>Avg/G</th></tr><tr><td>2020</td><td>8</td><td>37</td><td>92</td><td>0</td><td>15</td><td>2.5</td><td>11.5</td></tr><tr><td>2021</td><td>2</td><td>9</td><td>24</td><td>0</td><td>9</td><td>2.7</td><td>12.0</td></tr><tr><td>TOTAL</td><td>10</td><td>46</td><td>116</td><td>0</td><td>15</td><td>2.5</td><td>11.6</td></tr></table>								RUSHING	G	Att	Yds	TD	Lg	Avg/C	Avg/G	2020	8	37	92	0	15	2.5	11.5	2021	2	9	24	0	9	2.7	12.0	TOTAL	10	46	116	0	15	2.5	11.6															
			RUSHING	G	Att	Yds	TD	Lg	Avg/C	Avg/G																																															
2020	8	37	92	0	15	2.5	11.5																																																		
2021	2	9	24	0	9	2.7	12.0																																																		
TOTAL	10	46	116	0	15	2.5	11.6																																																		
TE		10 • GAVIN SCHOENWALD • 6-4 • 243 • Sr. • Brentwood, Tenn. • Brentwood Academy <ul style="list-style-type: none">• Majoring in human and organizational development• Earned first career start at Colorado State• Made the switch to tight end after spending his first two season with the offensive line• Prepped at nearby Brentwood Academy and was an all-state quarterback in 2017• Guided Brentwood to a 12-0 record in 2017 as the starting quarterback• Led team to three state basketball titles	<table><tr><th>RECEIVING</th><th>G</th><th>Rec</th><th>Yds</th><th>TD</th><th>Lg</th><th>Rec/G</th><th>Avg/C</th><th>Avg/G</th></tr><tr><td>2019</td><td>11</td><td>0</td><td>0</td><td>0</td><td>0</td><td>0.0</td><td>0.0</td><td>0.0</td></tr><tr><td>2020</td><td>7</td><td>0</td><td>0</td><td>0</td><td>0</td><td>0.0</td><td>0.0</td><td>0.0</td></tr><tr><td>2021</td><td>2</td><td>0</td><td>0</td><td>0</td><td>0</td><td>0.0</td><td>0.0</td><td>0.0</td></tr><tr><td>TOTAL</td><td>20</td><td>0</td><td>0</td><td>0</td><td>0</td><td>0.0</td><td>0.0</td><td>0.0</td></tr></table>								RECEIVING	G	Rec	Yds	TD	Lg	Rec/G	Avg/C	Avg/G	2019	11	0	0	0	0	0.0	0.0	0.0	2020	7	0	0	0	0	0.0	0.0	0.0	2021	2	0	0	0	0	0.0	0.0	0.0	TOTAL	20	0	0	0	0	0.0	0.0	0.0		
			RECEIVING	G	Rec	Yds	TD	Lg	Rec/G	Avg/C	Avg/G																																														
2019	11	0	0	0	0	0.0	0.0	0.0																																																	
2020	7	0	0	0	0	0.0	0.0	0.0																																																	
2021	2	0	0	0	0	0.0	0.0	0.0																																																	
TOTAL	20	0	0	0	0	0.0	0.0	0.0																																																	
TE		96 • BRAYDEN BAPST • 6-8 • 280 • Jr. • Washington, D.C. • St. John's College <ul style="list-style-type: none">• Majoring in human and organizational development• Makes the switch to tight end after spending his first two season with the offensive line• Earned first career start at Colorado State• Played in the final seven games of last season• 2018 USA Today All-Washington D.C.• As a senior at St. John's College, started tight end and played defensive end	<table><tr><th>RECEIVING</th><th>G</th><th>Rec</th><th>Yds</th><th>TD</th><th>Lg</th><th>Rec/G</th><th>Avg/C</th><th>Avg/G</th></tr><tr><td>2020</td><td>7</td><td>0</td><td>0</td><td>0</td><td>0</td><td>0.0</td><td>0.0</td><td>0.0</td></tr><tr><td>2021</td><td>2</td><td>0</td><td>0</td><td>0</td><td>0</td><td>0.0</td><td>0.0</td><td>0.0</td></tr><tr><td>TOTAL</td><td>9</td><td>0</td><td>0</td><td>0</td><td>0</td><td>0.0</td><td>0.0</td><td>0.0</td></tr></table>								RECEIVING	G	Rec	Yds	TD	Lg	Rec/G	Avg/C	Avg/G	2020	7	0	0	0	0	0.0	0.0	0.0	2021	2	0	0	0	0	0.0	0.0	0.0	TOTAL	9	0	0	0	0	0.0	0.0	0.0											
			RECEIVING	G	Rec	Yds	TD	Lg	Rec/G	Avg/C	Avg/G																																														
2020	7	0	0	0	0	0.0	0.0	0.0																																																	
2021	2	0	0	0	0	0.0	0.0	0.0																																																	
TOTAL	9	0	0	0	0	0.0	0.0	0.0																																																	

Student-Athlete Profiles

WR




81 • TYRELL ALEXANDER • 6-1 • 195 • 6th • Lancaster, Texas • Lancaster

- Pursuing a graduate degree in learning, diversity and urban studies
- Appeared in nine games in 2020, making one start
- First-Year SEC Academic Honor Roll
- Three-year letter winner at Oklahoma State
- Special teams regular in 2018 and 2019 with the Cowboys
- Hauled in a 56-yard touchdown against Kansas in 2017

RECEIVING	G	Rec	Yds	TD	Lg	Rec/G	Avg/C	Avg/G
2020	9	2	11	0	6	0.2	5.5	1.2
2021	--	--	--	--	--	--	--	--
TOTAL	9	2	11	0	6	0.2	5.5	1.2

WR




7 • CAM JOHNSON • 6-0 • 200 • Sr. • Brentwood, Tenn. • Brentwood Academy

- Majoring in human and organizational development
- Team leader in both receptions (56) and receiving yards (545) as a junior
- Nine games played with five starts last season
- Sixth among SEC players in receptions and receptions/game in 2020
- Personal-best 114 receiving yards on 10 catches at Mississippi State
- Registered a career-high 14 catches for 97 yards against Ole Miss
- Hauled in a career-long 40-yard pass in home opener against No. 20/17 LSU

RECEIVING	G	Rec	Yds	TD	Lg	Rec/G	Avg/C	Avg/G
2018	4	4	45	0	14	1.0	11.2	11.2
2019	12	30	316	3	28	2.5	10.5	26.3
2020	9	56	545	3	40	6.2	9.7	60.6
2021	2	13	97	1	18	6.5	7.5	48.5
TOTAL	27	103	1,003	7	40	3.8	9.7	37.1

WR




19 • CHRIS PIERCE JR. • 6-4 • 235 • 5th • Smithfield, Va. • Smithfield

- Majoring in sociology
- Hauled in a team-high five touchdowns as a senior in 2020
- Nine games played with eight starts last season
- Season-high 97 receiving yards and two touchdowns against No. 6/5 Florida
- Had a receiving touchdown in four consecutive games (Ole Miss, Miss St., Kentucky & Florida)
- Four or more receptions in three games during 2020 season
- Personal-best six receptions at Mississippi State, including one touchdown grab

RECEIVING	G	Rec	Yds	TD	Lg	Rec/G	Avg/C	Avg/G
2017	9	0	0	0	0	0.0	0.0	0.0
2018	13	13	128	1	20	1.0	9.8	9.8
2019	12	14	245	1	75	1.2	17.5	20.4
2020	9	25	371	5	58	2.8	14.8	41.2
2021	2	8	129	1	31	4.0	16.1	64.5
TOTAL	45	60	873	8	75	1.3	14.5	19.4

WR




2 • AMIR ABDUR-RAHMAN • 6-4 • 215 • Sr. • Atlanta, Ga. • Mays

- Majoring in medicine, health and society
- Nine games played with eight starts last season
- Second on the team in receiving yards, first in yards/catch in 2020
- Registered career highs in both receptions (7) and receiving yards (89) at Kentucky
- Hauled in second career touchdown in the 2020 season opener at No. 10/11 Texas A&M
- Caught a career-long 52-yard catch versus Baylor in the 2018 Texas Bowl
- A three-sport athlete at Mays (football, track and field and swimming)

RECEIVING	G	Rec	Yds	TD	Lg	Rec/G	Avg/C	Avg/G
2018	13	4	108	1	52	0.3	27.0	8.3
2019	4	0	0	0	0	0.0	0.0	0.0
2020	9	27	406	1	46	3.0	15.0	45.1
2021	2	0	0	0	0	0.0	0.0	0.0
TOTAL	28	31	514	2	52	1.1	16.6	18.4

WR




14 • WILL SHEPPARD • 6-3 • 200 • So. • Mandeville, La. • Mandeville

- Undeclared on a major
- Registered a team-high nine catches for a career-best 84 yards against ETSU
- Hauled in two receptions across the 2020 season, playing in eight games
- 2,252 receiving yards and 33 touchdowns on 126 catches in prep career
- Varsity letters in football, basketball and track and field
- Born in Ruston, La.

RECEIVING	G	Rec	Yds	TD	Lg	Rec/G	Avg/C	Avg/G
2020	8	2	30	0	24	0.2	15.0	3.8
2021	2	13	126	0	15	6.5	9.7	63.0
TOTAL	10	15	156	0	24	1.5	10.4	15.6

WR




82 • DEVIN BODDIE JR. • 5-11 • 180 • Jr. • Memphis, Tenn. • Whitehaven

- Undeclared on a major
- Tallied a career-high six catches at Colorado State
- Did not see game action in 2019 or 2020
- Consensus three-star prospect coming out of high school
- Finished with 2,300 receiving yards and 45 touchdowns at Whitehaven
- Born in Shreveport, La.

RECEIVING	G	Rec	Yds	TD	Lg	Rec/G	Avg/C	Avg/G
2021	2	9	71	0	11	4.5	7.9	35.5
TOTAL	2	9	71	0	11	4.5	7.9	35.5

WR






87 • QUINCY SKINNER JR. • 6-1 • 200 • Fr. • Pompano Beach, Fla. • St. Thomas Aquinas

- Undeclared on a major
- Consensus three-star prospect from the Sunshine State
- Helped the Raiders to an 8-1 mark in 2020 and FHSAA Class 7A state championship
- Part of a St. Thomas Aquinas program that captured the school's 12th state title
- Letterman for the track and field program in high school
- Father, Quincy Skinner Sr., was a three-year letter winner (2003-05) at Florida Atlantic


RECEIVING	G	Rec	Yds	TD	Lg	Rec/G	Avg/C	Avg/G
2021	--	--	--	--	--	--	--	--
TOTAL	--	--	--	--	--	--	--	--

Student-Athlete Profiles

OL		70 • BRADLEY ASHMORE • 6-6 • 290 • So. • Neptune Beach, Fla. • Fletcher Senior <ul style="list-style-type: none"> • Double majoring in human and organizational development and gender and sexuality studies • Played in all nine games and started five in 2020 • First-Year SEC Academic Honor Roll • At Fletcher Senior, served as the school's Marine Coastal Club vice president • First team all-region pick in 2018 and 2019 • Enjoys swimming and cooking away from football
OL		75 • BEN COX • 6-5 • 310 • So. • Radford, Va. • Radford <ul style="list-style-type: none"> • Undecided on a major • Played in eight of nine games during his freshman campaign • Started one game in 2020, at right tackle against Tennessee • First-Year SEC Academic Honor Roll • Consensus three-star prospect out of Virginia • Born in Baltimore, Maryland
OL		54 • TYLER STEEN • 6-5 • 315 • Sr. • Miami, Fla. • St. Thomas Aquinas <ul style="list-style-type: none"> • Majoring in human and organizational development • Started all nine games at left tackle last season • Shifted to starting left tackle for the 2020 season after playing right tackle as a sophomore • Only Commodore offensive lineman to start all 12 games in 2019 • Father, Daris, is a retired Marine who played football at LSU • Grandfather is Vietnam veteran and Medal of Honor recipient
OL		74 • COLE CLEMENS • 6-6 • 335 • 5th • South Jordan, Utah • Bingham <ul style="list-style-type: none"> • Pursuing a master's degree in human development studies • Did not see action in 2020 • SEC Academic Honor Roll • Experienced action in nine games during 2019 • Prepped at powerful Bingham (Utah) • Enjoys snow skiing
OL		65 • MICHAEL WARDEN • 6-2 • 286 • Sr. • Loveland, Ohio • Summit Country Day <ul style="list-style-type: none"> • Double majoring in economics and classical and Mediterranean studies with a minor in business • SEC Academic Honor Roll • Tallied 97 tackles and 11.5 sacks during prep career • Four-sport athlete for Summit Country Day (football, wrestling, lacrosse and track and field) • Both parents, Robert and Antoinette, are physicians
OL		63 • DELFIN XAVIER CASTILLO • 6-5 • 330 • Fr. • Kissimmee, Fla. • Osceola <ul style="list-style-type: none"> • Undecided on a major • Lettered, and started, three years at Osceola under coach Doug Nichols • Consensus three-star prospect out of high school • Listed as the No. 30 overall prospect in Florida • Guided Osceola to the Florida High School Athletic Association (FHSAA) Class 8A state playoffs all three years
OL		72 • DAN DAWKINS • 6-3 • 304 • Sr. • Staten Island, N.Y. • The Peddie School <ul style="list-style-type: none"> • Majoring in sociology • Played in seven games and started four as a junior in 2020 • SEC Academic Honor Roll • Nation's No. 8 ranked center coming out of high school • Led Falcons to the 2017 MAPL championship and Big 3 Trophy in 2016 and 2017 • Has two older sisters, Dakota and Hunter, who both swam collegiately
OL		62 • JULIAN HERNANDEZ • 6-4 • 304 • Jr. • Davie, Fla. • St. Thomas Aquinas <ul style="list-style-type: none"> • Majoring in human and organizational development • Played in five games as a sophomore, starting four at left guard • Two-time all-area first team selection at St. Thomas Aquinas • Led team to 25-5 record during final two seasons • Attended the same high school as teammate Tyler Steen
OL		76 • JONATHAN STEWART • 6-7 • 340 • 5th • Lawrenceville, Ga. • Mountain View <ul style="list-style-type: none"> • Pursuing a master's in learning, diversity and urban study • SEC Academic Honor Roll • Played in 10 games in 2019, earning three starts • Led Mountain View to 8-3 record and 7A state playoffs appearance as a senior • Born in Maryland
OL		78 • BRYCE BAILEY • 6-5 • 304 • 5th • Newburgh, Ind. • Castle <ul style="list-style-type: none"> • Pursuing a master's degree in finance • SEC Academic Honor Roll • Played in all 12 games during 2019, including two starts • Consensus three-star prospect • Enjoys cooking

Student-Athlete Profiles

DL




90 • NATE CLIFTON • 6-5 • 280 • Jr. • La Vergne, Tenn. • Brentwood Academy

- Majoring in medicine, health and society
- Played in eight games last season, starting three
- Registered 1.0 tackle for loss and 1.0 sack in 2020
- Led Brentwood Academy to three straight Division II Class AAA state titles
- As a senior co-captain, tallied 14.0 tackles for loss and 9.0 sacks
- Born in Chicago

TACKLES	G	UA	A	TOTAL	TFL	YDS	PD	FF	FR	BLKD	QBH
2020	7	2	4	6	1.0	10	0	0	0	0	0
2021	2	5	3	8	1.0	1	1	0	0	0	0
TOTAL	9	7	7	14	2.0	11	1	0	0	0	0

DL




35 • MALIK LANGHAM • 6-5 • 296 • Sr. • Huntsville, Ala. • Lee

- Majoring in medicine, health and society with a minor in sociology
- Played in all nine games last season
- Registered seven stops and two quarterback pressures in 2020
- Transferred to Vanderbilt in 2019 after spending one year at Florida
- Four-star prospect out of high school

TACKLES	G	UA	A	TOTAL	TFL	YDS	PD	FF	FR	BLKD	QBH
2019	0	0	0	0	0.0	0	0	0	0	0	0
2020	9	3	4	7	0.0	0	0	0	0	0	2
2021	2	1	0	1	0.0	0	0	0	0	0	0
TOTAL	11	4	4	8	0.0	0	0	0	0	0	2

DL




9 • DAEVION DAVIS • 6-2 • 285 • Jr. • Madison, Ala. • James Clemens

- Majoring in medicine, health and society
- Eight games played in 2020, including one start
- First career forced fumble and fumble recovery at No. 10 Texas A&M
- Played in 11 games as a true freshman in 2019, earning four starts
- Stops in eight games and multiple tackles four times
- Two tackles in first collegiate appearance, against No. 3/3 Georgia

TACKLES	G	UA	A	TOTAL	TFL	YDS	PD	FF	FR	BLKD	QBH
2019	11	3	11	14	1.0	6	0	0	0	0	0
2020	8	5	13	18	0.5	2	0	1	1	0	2
2021	2	2	5	7	0.0	0	4	0	0	0	1
TOTAL	22	10	30	40	1.5	8	4	1	1	0	3

DL




92 • MARCUS BRADLEY • 6-3 • 275 • Fr. • Gaithersburg, Md. • Quince Orchard

- Undecided on a major
- Lettered two years at Quince Orchard under coach John Kelly
- Consensus four-star prospect, and fourth-rated prospect in Maryland
- Named to the All-DMV Team and All-Defensive Team by NBC Sports Washington
- Under Armour All-America Game invitee

TACKLES	G	UA	A	TOTAL	TFL	YDS	PD	FF	FR	BLKD	QBH
2021	--	--	--	--	--	--	--	--	--	--	--
TOTAL	--	--	--	--	--	--	--	--	--	--	--

DL




94 • RAASHAAN WILKINS JR. • 6-3 • 310 • Sr. • Chicago, Ill. • Mt. Carmel

- Majoring in economics
- Started all nine games in 2020, one of six Commodores to do so
- 2.0 tackles for loss and a fumble recovery against South Carolina
- Starting defensive lineman in 2019 at Monterey Peninsula (California) College
- Part of Monterey Peninsula unit that paced conference with 48.0 sacks
- Enjoys playing Madden

TACKLES	G	UA	A	TOTAL	TFL	YDS	PD	FF	FR	BLKD	QBH
2020	9	5	3	8	2.0	2	0	0	1	0	0
2021	2	0	2	2	0.0	0	0	0	0	0	0
TOTAL	11	5	5	10	2.0	2	0	0	1	0	0

DL




99 • LORENZA SURGERS • 6-5 • 258 • Jr. • Cary, N.C. • Panther Creek

- Majoring in communication studies
- Made first career tackle in the 2020 home opener against No. 20/17 LSU
- Senior captain for Panther Creek
- Earned varsity letters in football and wrestling
- Father is a Navy veteran
- Mother is a physician

TACKLES	G	UA	A	TOTAL	TFL	YDS	PD	FF	FR	BLKD	QBH
2019	2	0	0	0	0.0	0	0	0	0	0	0
2020	4	2	0	2	0.0	0	1	0	0	0	0
2021	2	0	1	1	0.0	0	0	0	0	0	0
TOTAL	8	2	1	3	0.0	0	1	0	0	0	0

DL




80 • ALEX WILLIAMS • 6-6 • 265 • Jr. • Akron, Ohio • Pickerington North

- Majoring in sociology
- Did not see action in 2020
- Consensus three-star recruit
- Signed with Ohio State out of high school
- Ranked among Ohio's top 20 players as a prep senior

TACKLES	G	UA	A	TOTAL	TFL	YDS	PD	FF	FR	BLKD	QBH
2021	2	0	2	2	0.0	0	0	0	0	0	1
TOTAL	2	0	2	2	0.0	0	0	0	0	0	1

Student-Athlete Profiles

LB



1 • ELIJAH MCALLISTER • 6-6 • 261 • Sr. • Rumson, N.J. • Rumson Fair Haven

- Majoring in medicine, health and society
- SEC Academic Honor Roll
- Played in all 12 games during the 2019 season
- Led Rumson Fair Haven to four conference titles and state title
- Comes from a family of singers

TACKLES	G	UA	A	TOTAL	TFL	YDS	PD	FF	FR	BLKD	QBH
2019	12	15	11	26	4.5	15	1	1	2	0	3
2020	1	0	0	0	0.0	0	0	0	0	0	0
2021	2	5	1	6	0.0	0	0	0	0	0	1
TOTAL	15	20	12	32	4.5	15	1	1	2	0	4

LB



88 • MICHAEL OWUSU • 6-5 • 231 • 5th • Oxnard, Calif. • Oaks Christian

- Pursuing a master's degree in learning, diversity and urban study
- Played in eight games during the 2020 season
- Prepped at powerful Oaks Christian in southern California
- Three older brothers, Chris, Brian and Francis, all played college football
- Standout forward in prep basketball

TACKLES	G	UA	A	TOTAL	TFL	YDS	PD	FF	FR	BLKD	QBH
2018	12	1	3	4	0.0	0	0	0	0	0	0
2019	8	2	6	8	3.0	10	0	0	0	0	0
2020	8	6	1	7	2.0	19	2	0	0	0	0
2021	2	0	8	8	0.5	2	1	0	0	0	2
TOTAL	30	9	18	27	5.5	28	3	0	0	0	3

LB




12 • BRAYDEN DEVAULT-SMITH • 6-3 • 227 • 5th • Nashville, Tenn. • Pearl-Cohn

- Pursuing a master's degree in human development studies
- Played in eight games during the 2020 season
- Registered his first career sack against Ole Miss in 2020
- 14 tackles during the 2019 season
- Mom is an infection prevention nurse at Vanderbilt Medical Center
- Pianist

TACKLES	G	UA	A	TOTAL	TFL	YDS	PD	FF	FR	BLKD	QBH
2018	13	4	4	8	0.0	0	0	0	0	0	0
2019	11	13	10	23	0.0	0	0	0	0	0	1
2020	8	10	6	16	2.5	3	1	0	0	0	1
2021	2	1	3	4	0.5	1	0	0	0	0	1
TOTAL	34	28	23	51	3.0	4	1	0	0	0	3

LB




0 • ANFERNEE ORJI • 6-2 • 230 • Jr. • Rockwall, Texas • Rockwall

- Majoring in computer engineering
- Registered a team-high 66 tackles last season
- Career-high 13 tackles in the 2020 home finale against Tennessee
- Registered first career forced fumble at Kentucky
- Older brother Alston plays for Vanderbilt
- Family is Nigerian American

TACKLES	G	UA	A	TOTAL	TFL	YDS	PD	FF	FR	BLKD	QBH
2019	9	2	4	6	0.0	0	1	0	0	0	1
2020	9	31	35	66	1.5	10	2	1	0	0	0
2021	2	11	10	21	1.5	4	0	0	0	0	0
TOTAL	20	44	49	93	3.0	14	3	1	0	0	1

LB




53 • ALSTON ORJI • 6-2 • 236 • Sr. • Rockwall, Texas • Rockwall

- Majoring in American studies
- Saw action in seven contests last season, including two starts
- Played in four games and booked two tackles in 2019
- Appeared in 11 contests in 2018 and tallied four tackles
- Consensus four-star prospect coming out of high school
- Younger brother Anfernee also plays for Vanderbilt

TACKLES	G	UA	A	TOTAL	TFL	YDS	PD	FF	FR	BLKD	QBH
2018	11	2	2	4	0.0	0	0	0	0	0	0
2019	4	1	1	2	0.0	0	0	0	0	0	0
2020	7	8	8	16	0.0	0	0	0	0	0	1
2021	--	--	--	--	--	--	--	--	--	--	--
TOTAL	22	11	11	22	0.0	0	0	0	0	0	1

LB












32 • ETHAN BARR • 6-3 • 244 • So. • Flower Mound, Texas • Marcus






- Majoring in human and organizational development
- Played in all nine games last season
- Ranked third among SEC freshmen in 2020 in tackles per game, averaging 4.1
- Personal-best 10 tackles at Missouri
- Three-star prospect by 247Sports.com and ESPN.com
- Three-year starter for Dallas-Fort Worth metro public power

TACKLES	G	UA	A	TOTAL	TFL	YDS	PD	FF	FR	BLKD	QBH
2020	9	19	18	37	0.5	1	0	0	0	0	0
2021	2	11	11	22	1.0	1	2	0	0	0	0
TOTAL	11	30	29	59	1.5	2	2	0	0	0	0

Student-Athlete Profiles

DB		33 • DE'RICKEY WRIGHT • 6-4 • 230 • So. • Gadsden City, Ala. • Gadsden City <ul style="list-style-type: none"> Undecided on a major Played in four games last season Registered six tackles, including five against No. 6/5 Florida and one at Missouri Four-star prospect by ESPN Born and raised in northeast Alabama 	TACKLES G UA A TOTAL TFL YDS PD FF FR BLKD QBH 2020 4 3 3 6 0.0 0 0 0 1 0 0 2021 2 2 1 3 1.0 1 0 0 0 0 0 TOTAL 6 5 4 9 1.0 1 0 0 1 0 0
DB		13 • GABE JEUDY-LALLY • 6-1 • 186 • Jr. • Charlotte, N.C. • Ardrey Kell <ul style="list-style-type: none"> Majoring in human and organizational development and sociology Arthur Ashe Jr. sports scholar Played in seven contests as a sophomore, recording one interception Recorded his first career interception against Tennessee last season Born in New York City National Honor Society member at Ardrey Kell High School 	TACKLES G UA A TOTAL TFL YDS PD FF FR BLKD QBH 2019 4 0 0 0 0.0 0 0 0 0 0 0 2020 7 10 3 13 1.0 1 2 0 0 0 0 2021 2 0 5 5 0.0 0 0 0 0 0 0 TOTAL 13 10 8 18 1.0 1 2 0 0 0 0
DB		28 • ALLAN GEORGE • 6-1 • 195 • 5th. • Andalusia, Ala. • Andalusia <ul style="list-style-type: none"> Majoring in medicine, health and society Played in all nine games last season, starting eight Tied for third on the team in total tackles in 2020 Two interceptions for his career First pick of 2019 ended end-zone possession in win over No. 22 Missouri Married Vanderbilt cheerleader Katlyn Richardson in July of 2021 Four-year starting guard on Andalusia's basketball team 	TACKLES G UA A TOTAL TFL YDS PD FF FR BLKD QBH 2018 12 25 8 33 3.5 16 5 1 0 0 0 2019 12 25 13 38 3.0 8 6 0 1 0 0 2020 9 31 14 45 2.5 3 2 0 0 0 0 2021 2 1 1 2 0.0 0 0 0 0 1 0 TOTAL 35 82 36 118 9.0 27 13 1 1 1 0
DB		23 • JAYLEN MAHONEY • 5-11 • 191 • Jr. • Rock Hill, S.C. • South Pointe <ul style="list-style-type: none"> Majoring in human and organizational development Started all eight games played last season Ranked second on the team in total tackles Career-high tying 10 stops against both South Carolina and Mississippi State Personal-best 2.0 tackles for loss against South Carolina First career interception at Tennessee in 2019 	TACKLES G UA A TOTAL TFL YDS PD FF FR BLKD QBH 2019 12 10 13 23 1.5 11 3 0 1 0 0 2020 8 33 24 57 2.0 6 2 0 1 0 0 2021 2 9 1 10 0.0 0 2 0 0 0 0 TOTAL 22 52 38 90 3.5 17 7 0 2 0 0
DB		44 • ALAN WRIGHT • 6-0 • 181 • Fr. • Fayetteville, Ga. • Woodward Academy <ul style="list-style-type: none"> Undecided on a major Lettered three years at Woodward Academy under coach John Hunt All-Region 4-AAAA first team selection in 2019 and 2020 Finished senior year with 420 kickoff return yards and 120 punt return yards Brother, Mike, is a quarterback on the Vanderbilt football team Has played the saxophone since sixth grade 	TACKLES G UA A TOTAL TFL YDS PD FF FR BLKD QBH 2021 -- -- -- -- -- -- -- -- -- -- -- TOTAL -- -- -- -- -- -- -- -- -- -- --
DB		3 • DASHAUN JERKINS • 6-0 • 200 • Sr. • Woodbridge, Va. • Woodbridge <ul style="list-style-type: none"> Majoring in medicine, health and society Played eight games last season, including six starts Tied for third on the team in total tackles in 2020 Forced fumbles at No. 10/11 Texas A&M and vs. No. 6/5 Florida Played in 11 games and earned nine starts in 2019 14 tackles and a fumble recovery versus No. 3/3 Georgia (2019) 	TACKLES G UA A TOTAL TFL YDS PD FF FR BLKD QBH 2018 2 0 0 0 0.0 0 0 0 0 0 0 2019 11 34 24 58 0.5 0 2 0 1 0 0 2020 8 17 28 45 0.0 0 3 2 1 0 0 2021 2 2 7 9 0.0 0 1 0 0 0 0 TOTAL 23 53 59 112 0.5 0 6 2 2 0 0
DB		27 • BRENDON HARRIS • 6-1 • 214 • Sr. • Chattanooga, Tenn. • Baylor School <ul style="list-style-type: none"> Majoring in medicine, health and society Played in seven games last season, including three starts Career-high tying 10 tackles against Mississippi State and Tennessee Forced first career fumble against South Carolina Appeared in 11 games and started three in 2019 Born and raised in Chattanooga, Tenn. 	TACKLES G UA A TOTAL TFL YDS PD FF FR BLKD QBH 2018 4 1 0 1 0.0 0 0 0 0 0 0 2019 10 32 19 51 1.0 1 2 0 0 0 0 2020 7 26 16 42 1.0 1 3 1 0 0 0 2021 2 2 0 2 0.0 0 1 0 0 0 0 TOTAL 23 61 35 96 2.0 2 6 1 0 0 0
DB		11 • JUSTIN HARRIS • 6-1 • 195 • Jr. • Attalla, Ala. • Etowah <ul style="list-style-type: none"> Majoring in economics with a minor in business Nine games played in 2020, starts against No. 20 LSU and No. 6 Florida Played in four games as a true freshman in 2019 Father, Eddie, played football at Jacksonville State and Delta State Served as the student government vice president at Etowah 	TACKLES G UA A TOTAL TFL YDS PD FF FR BLKD QBH 2019 4 0 0 0 0.0 0 0 0 0 0 0 2020 9 3 6 9 0.0 0 1 0 0 0 0 2021 -- -- -- -- -- -- -- -- -- -- -- TOTAL 13 3 6 9 0.0 0 1 0 0 0 0
DB		21 • MAX WORSHIP • 6-1 • 210 • Sr. • Fort Lauderdale, Fla. • Cardinal Gibbons <ul style="list-style-type: none"> Majoring in human and organizational development Seven games played, six starts in 2020 Booked career-high eight tackles versus Ole Miss Registered seven stops against South Carolina in first career start Sister, Domonique, serves as an attorney for the NBA 	TACKLES G UA A TOTAL TFL YDS PD FF FR BLKD QBH 2018 13 3 4 7 0.0 0 0 0 0 0 0 2019 9 8 6 14 0.0 0 0 0 0 0 0 2020 7 15 16 31 0.5 0 2 0 0 0 2 2021 2 6 2 8 1.5 6 0 0 0 0 0 TOTAL 31 32 28 60 2.0 6 2 0 0 0 2

Student-Athlete Profiles

K		59 • PIERSON COOKE • 6-0 • 209 • Sr. • Bloomfield Hills, Mich. • Cranbrook-Kingswood <ul style="list-style-type: none">• Majoring in political science• Played in eight games last season, missing only the Missouri contest• Kicked off 27 times for 1,625 yards (60.2 yards/kick) with 12 touchbacks• Career-long 41-yard field goal at Mississippi State• Connected on his first career field goal attempt from 33 yards• SEC Academic Honor Roll	<table><tr><th>FIELD GOALS</th><th>G</th><th>FGM-FGA</th><th>%</th><th>1-29</th><th>30-39</th><th>40-49</th><th>50+</th><th>LG</th><th>PAT</th></tr><tr><td>2020</td><td>8</td><td>4-9</td><td>44.4</td><td>1-3</td><td>2-2</td><td>1-2</td><td>0-2</td><td>41</td><td>9-9</td></tr><tr><td>2021</td><td>2</td><td>0-0</td><td>--</td><td>--</td><td>--</td><td>--</td><td>--</td><td>--</td><td>--</td></tr><tr><td>TOTAL</td><td>10</td><td>4-9</td><td>44.4</td><td>1-3</td><td>2-2</td><td>1-2</td><td>0-2</td><td>41</td><td>9-9</td></tr></table>	FIELD GOALS	G	FGM-FGA	%	1-29	30-39	40-49	50+	LG	PAT	2020	8	4-9	44.4	1-3	2-2	1-2	0-2	41	9-9	2021	2	0-0	--	--	--	--	--	--	--	TOTAL	10	4-9	44.4	1-3	2-2	1-2	0-2	41	9-9
FIELD GOALS	G	FGM-FGA	%	1-29	30-39	40-49	50+	LG	PAT																																		
2020	8	4-9	44.4	1-3	2-2	1-2	0-2	41	9-9																																		
2021	2	0-0	--	--	--	--	--	--	--																																		
TOTAL	10	4-9	44.4	1-3	2-2	1-2	0-2	41	9-9																																		
K		36 • JOSEPH BULOVAS • 6-0 • 210 • 5th • Mandeville, La. • Mandeville <ul style="list-style-type: none">• Pursuing a master's degree in marketing• Drilled the game-winning field goal at Colorado State from 38 yards out• Spent the 2017-20 seasons with Alabama, appearing in 26 games• Set the Alabama single-season PAT record with 75 makes in 2018• Ranked seventh in the SEC in points per game in 2018 with 7.8	<table><tr><th>FIELD GOALS</th><th>G</th><th>FGM-FGA</th><th>%</th><th>1-29</th><th>30-39</th><th>40-49</th><th>50+</th><th>LG</th><th>PAT</th></tr><tr><td>2021</td><td>2</td><td>2-2</td><td>100.0</td><td>0-0</td><td>1-1</td><td>0-0</td><td>1-1</td><td>53</td><td>3-3</td></tr><tr><td>TOTAL</td><td>2</td><td>2-2</td><td>100.0</td><td>0-0</td><td>1-1</td><td>0-0</td><td>1-1</td><td>53</td><td>3-3</td></tr></table>	FIELD GOALS	G	FGM-FGA	%	1-29	30-39	40-49	50+	LG	PAT	2021	2	2-2	100.0	0-0	1-1	0-0	1-1	53	3-3	TOTAL	2	2-2	100.0	0-0	1-1	0-0	1-1	53	3-3										
FIELD GOALS	G	FGM-FGA	%	1-29	30-39	40-49	50+	LG	PAT																																		
2021	2	2-2	100.0	0-0	1-1	0-0	1-1	53	3-3																																		
TOTAL	2	2-2	100.0	0-0	1-1	0-0	1-1	53	3-3																																		
K		61 • WILL FARIS • 5-11 • 166 • Fr. • Dallas, Texas • Lake Highlands <ul style="list-style-type: none">• Undecided on a major• Lettered two years at Lake Highlands under coach Lonnie Jordan• Two-time first team all-district, all-city and academic all-city selection• Member of the Lake Highlands Young Men's Service League• National Honor Society Member	<table><tr><th>FIELD GOALS</th><th>G</th><th>FGM-FGA</th><th>%</th><th>1-29</th><th>30-39</th><th>40-49</th><th>50+</th><th>LG</th><th>PAT</th></tr><tr><td>2021</td><td>--</td><td>--</td><td>--</td><td>--</td><td>--</td><td>--</td><td>--</td><td>--</td><td>--</td></tr><tr><td>TOTAL</td><td>--</td><td>--</td><td>--</td><td>--</td><td>--</td><td>--</td><td>--</td><td>--</td><td>--</td></tr></table>	FIELD GOALS	G	FGM-FGA	%	1-29	30-39	40-49	50+	LG	PAT	2021	--	--	--	--	--	--	--	--	--	TOTAL	--	--	--	--	--	--	--	--	--										
FIELD GOALS	G	FGM-FGA	%	1-29	30-39	40-49	50+	LG	PAT																																		
2021	--	--	--	--	--	--	--	--	--																																		
TOTAL	--	--	--	--	--	--	--	--	--																																		
P		95 • HARRISON SMITH • 5-10 • 183 • Sr. • Franklin, Tenn. • Brentwood Academy <ul style="list-style-type: none">• Majoring in biological sciences, and classical and Mediterranean studies• Played in eight games last season• Averaged 41.0 yards a kick in 2020 with 18 downed inside the opponent 20-yard line• Caused 16 fair catches with just one touchback• Class salutatorian at Brentwood Academy• Lettered in football, wrestling, tennis and track and field at Brentwood	<table><tr><th>PUNTING</th><th>G</th><th>NO</th><th>YARDS</th><th>AVG.</th><th>LONG</th><th>I-20</th><th>50+</th></tr><tr><td>2019</td><td>12</td><td>77</td><td>3,313</td><td>43.0</td><td>66</td><td>31</td><td>16</td></tr><tr><td>2020</td><td>8</td><td>46</td><td>1,887</td><td>41.0</td><td>56</td><td>18</td><td>13</td></tr><tr><td>2021</td><td>2</td><td>15</td><td>676</td><td>45.1</td><td>66</td><td>5</td><td>6</td></tr><tr><td>TOTAL</td><td>22</td><td>138</td><td>5,876</td><td>42.6</td><td>66</td><td>54</td><td>35</td></tr></table>	PUNTING	G	NO	YARDS	AVG.	LONG	I-20	50+	2019	12	77	3,313	43.0	66	31	16	2020	8	46	1,887	41.0	56	18	13	2021	2	15	676	45.1	66	5	6	TOTAL	22	138	5,876	42.6	66	54	35
PUNTING	G	NO	YARDS	AVG.	LONG	I-20	50+																																				
2019	12	77	3,313	43.0	66	31	16																																				
2020	8	46	1,887	41.0	56	18	13																																				
2021	2	15	676	45.1	66	5	6																																				
TOTAL	22	138	5,876	42.6	66	54	35																																				
P		30 • JARED WHEATLEY • 6-1 • 205 • Jr. • Indian Trail, N.C. • Porter Ridge <ul style="list-style-type: none">• Majoring in economics• Played in one game last season, against Ole Miss• Punted five times for 166 yards (33.2 yards/punt)• Downed four balls inside the Rebel 20-yard line• 2018 South Charlotte Punter of the Year• Away from football, enjoys fishing, golfing, snow skiing and hiking	<table><tr><th>PUNTING</th><th>G</th><th>NO</th><th>YARDS</th><th>AVG.</th><th>LONG</th><th>I-20</th><th>50+</th></tr><tr><td>2020</td><td>1</td><td>5</td><td>166</td><td>33.2</td><td>55</td><td>4</td><td>1</td></tr><tr><td>2021</td><td>--</td><td>--</td><td>--</td><td>--</td><td>--</td><td>--</td><td>--</td></tr><tr><td>TOTAL</td><td>1</td><td>5</td><td>166</td><td>33.2</td><td>55</td><td>4</td><td>1</td></tr></table>	PUNTING	G	NO	YARDS	AVG.	LONG	I-20	50+	2020	1	5	166	33.2	55	4	1	2021	--	--	--	--	--	--	--	TOTAL	1	5	166	33.2	55	4	1								
PUNTING	G	NO	YARDS	AVG.	LONG	I-20	50+																																				
2020	1	5	166	33.2	55	4	1																																				
2021	--	--	--	--	--	--	--																																				
TOTAL	1	5	166	33.2	55	4	1																																				


Coaching Staff



Clark Lea
Head Coach
Vanderbilt '04

Season	School	Position	Record	Notes
2006	UCLA	Graduate Assistant • Defense	7-6	Emerald Bowl appearance
2007	South Dakota State	Assistant Coach • Linebackers	7-4	Led three of Great West's top four tacklers
2008	South Dakota State	Assistant Coach • Linebackers	7-5	Played six games while ranked among top 25
2009	UCLA	Graduate Assistant • Linebackers	7-6	Eagle Bank Bowl champion
2010	UCLA	Assistant Coach • Linebackers	4-8	Linebacker Akeem Ayers named Dick Butkus Award finalist
2011	UCLA	Assistant Coach • Linebackers	6-8	Pac-12 South champion • Fight Hunter Bowl champion
2012	Bowling Green	Assistant Coach • Linebackers	8-5	Military Bowl appearance • Defense led MAC in nine categories
2013	Syracuse	Assistant Coach • Linebackers	7-6	Texas Bowl champion • Top 20 in third-down defense, TFLs, sacks
2014	Syracuse	Assistant Coach • Linebackers	3-9	One of four FBS teams to surrender fewer than 10 rushing touchdowns
2015	Syracuse	Assistant Coach • Linebackers	4-8	
2016	Wake Forest	Assistant Coach • Linebackers	7-6	Military Bowl champion • Top 20 in turnovers, sacks and scoring defense
2017	Notre Dame	Assistant Coach • Linebackers	10-3	Citrus Bowl champion • Last FBS team to surrender more than 20 points
2018	Notre Dame	Defensive Coordinator • Linebackers	12-1	College Football Playoff appearance
2019	Notre Dame	Defensive Coordinator • Linebackers	11-2	Camping World Bowl champion • Second in touchdown passes allowed (7)
2020	Notre Dame	Defensive Coordinator • Linebackers	10-2	College Football Playoff • Owusu-Koromoah named Butkus Award winner
2021	Vanderbilt	Head Coach	1-1	

- Lea is in his first season as head coach, taking over at Vanderbilt in December of 2020
- Lea has coached in 10 bowl games in his career, including two College Football Playoff appearances, and owns a 5-5 (.500) record in bowl tilts
- Mentored two Butkus Award winners in Jeremiah Owusu-Koromoah (Notre Dame • 2020) and Eric Kendricks (UCLA • 2015)
- A native of Nashville, Lea began his collegiate career playing baseball at Birmingham-Southern, leading the club to an NAIA championship his freshman season (2001)
- Lea transferred to Belmont to play baseball in 2002
- Lea finished his student-athlete experience at Vanderbilt, playing fullback (began as a walk-on before earning scholarship with the Commodores)
- He earned both his undergraduate (2004) and graduate (2007) degrees from Vanderbilt in political science



Justin Lustig
Special Teams Coordinator
Tight Ends
Bucknell '00



Jesse Minter
Safeties
Mount Saint Joseph '05



David Raih
Wide Receivers
Iowa '03



Joey Lynch
Quarterbacks
Ball State '07



Norval McKenzie
Running Backs
Vanderbilt '05



AJ Blazek
Offensive Line
Iowa '02



Inoke Breckterfield
Defensive Line
Oregon State '99



John Egorugwu
Linebackers
William Jewell '07



Jovan Haye
Defensive Ends
Vanderbilt '07



LaMar Morgan
Cornerbacks
Louisiana Lafayette '07

2021 Statistics

	Overall	Home	Away	Neutral
Overall	1-1	0-1	1-0	0-0
Conference	0-0	0-0	0-0	0-0

	Vanderbilt	Opponents
SCORING	27	44
Points Per Game	13.5	22.0
Points Off Turnovers	7	17
FIRST DOWNS	44	34
Rushing	9	16
Passing	26	16
Penalty	9	2
RUSHING YARDAGE	189	386
Yards gained rushing	240	401
Yards lost rushing	51	15
Rushing Attempts	68	70
Average Per Rush	2.8	5.5
Average Per Game	94.5	193.0
TDs Rushing	1	1
PASSING YARDAGE	474	373
Comp-Att-Int	51-86-2	33-60-1
Average Per Pass	5.5	6.2
Average Per Catch	9.3	11.3
Average Per Game	237.0	186.5
TDs Passing	2	3
TOTAL OFFENSE	663	759
Total Plays	154	130
Average Per Play	4.3	5.8
Average Per Game	331.5	379.5
KICK RETURNS: #Yards	4-51	0-0
PUNT RETURNS: #Yards	0-6	0-13
INT RETURNS: #Yards	1-0	2-80
KICK RETURN AVERAGE	12.8	0.0
PUNT RETURN AVERAGE	0.0	0.0
INT RETURN AVERAGE	0.0	40.0
FUMBLES-LOST	3-2	1-0
PENALTIES-Yards	17-132	18-175
Average Per Game	66.0	87.5
PUNTS-Yards	15-672	11-478
Average Per Punt	44.8	43.5
Net punt average	41.3	41.1
KICKOFFS-Yards	7-455	10-640
Average Per Kick	65.0	64.0
Net kick average	40.0	43.9
TIME OF POSSESSION/Game	31:20	28:40
3RD-DOWN Conversions	11/33	10/30
3rd-Down Pct	33%	33%
4TH-DOWN Conversions	2/3	1/2
4th-Down Pct	67%	50%
SACKS BY-Yards	0-0	5-20
MISC YARDS	0	0
TOUCHDOWNS SCORED	0	2
FIELD GOALS-ATTEMPTS	2-2	3-5
ON-SIDE KICKS	0-0	0-0
RED-ZONE SCORES	(4-5) 80%	(6-7) 86%
RED-ZONE TOUCHDOWNS	(3-5) 60%	(4-7) 57%
PAT-ATTEMPTS	(3-3) 100%	(5-5) 100%
ATTENDANCE	22029	27,233
Games/Avg Per Game	1/22029	1/27,233
Neutral Site Games		0/0

SCORE BY QUARTERS	1st	2nd	3rd	4th	Total
Vanderbilt	3	7	14	3	27
Opponents	7	17	3	17	44

Rushing	GP	Att	Gain	Loss	Net	Avg	TD	Long	Avg/G
Re'Mahn Davis	2	32	135	0	135	4.2	0	15	67.5
Rocko Griffin Jr.	2	9	25	1	24	2.7	0	9	12.0
Mike Wright	1	7	24	9	15	2.1	0	15	15.0
Patrick Smith	1	3	13	0	13	4.3	0	8	13.0
Devin Boddie Jr.	2	2	3	0	3	1.5	0	2	1.5
Ken Seals	2	15	40	41	-1	-0.1	1	19	-0.5
Total	2	68	240	51	189	2.8	1	19	94.5
Opponents	2	70	401	15	386	5.5	1	37	193.0

Passing	G	Effic	Comp-Att-Int	Pct	Yds	TD	Lng	Avg/G
Ken Seals	2	111.65	47-77-2	61.0	433	2	31	216.5
Mike Wright	1	82.71	4-9-0	44.4	41	0	14	41.0
Total	2	108.62	51-86-2	59.3	474	2	31	237.0
Opponents	2	120.39	33-60-1	55.0	373	3	43	186.5

Receiving	G	No.	Yds	Avg	TD	Long	Avg/G
Will Sheppard	2	13	126	9.7	0	15	63.0
Cam Johnson	2	13	97	7.5	1	18	48.5
Devin Boddie Jr.	2	9	71	7.9	0	11	35.5
Chris Pierce Jr.	2	8	129	16.1	1	31	64.5
Re'Mahn Davis	2	5	27	5.4	0	11	13.5
Ben Bresnahan	1	2	14	7.0	0	11	14.0
Patrick Smith	1	1	10	10.0	0	10	10.0
Total	2	51	474	9.3	2	31	237.0
Opponents	2	33	373	11.3	3	43	186.5

Punt Returns	No.	Yds	Avg	TD	Long
Cam Johnson	2	6	3.0	0	4
Total	2	6	3.0	0	4
Opponents	2	13	6.5	0	20

Kick Returns	No.	Yds	Avg	TD	Long
Cam Johnson	2	41	20.5	0	23
James Zigor III	1	0	0.0	0	0
Devin Boddie Jr.	1	10	10.0	0	10
Total	4	51	12.8	0	23
Opponents	0	0	0.0	0	0

2021 Statistics

Interceptions	No.	Yards	Avg.	TD	Long
Jaylen Mahoney	1	0	0	0	0
Total	1	0	0	0	0
Opponents	2	95	47.5	0	95

Fumble Returns	No.	Yards	Avg.	TD	Long
Total	0	0	0	0	0
Opponents	1	27	27.0	1	27

Punting	No.	Yds	Avg	Long	TB	FC	I20	50+	Blkd.
Harrison Smith	15	676	45.1	66	2	6	5	6	0
Total	6	261	43.5	53	2	3	2	2	0
Opponents	11	478	43.5	81	1	3	4	3	1

Field Goals	FGM-FGA	Pct	01-19	20-29	30-39	40-49	50-99	Lg	Blkd.
Joseph Bulovas	1-2	100.0	0-0	0-0	1-1	0-0	1-1	53	0

Field Goal Sequence	Vanderbilt	Opponent
ETSU	(53)	(41), (25), (34)
at Colorado State	(38)	39, 46

Scoring	TDs	FGs	Kick	Rush	Rec	Pass	DXP	Saf	Points
Joseph Bulovas	0	2-2	3-3	0-0	0	0-0	0	0	9
Chris Pierce	1	0-0	0-0	0-0	0	0-0	0	0	6
Cam Johnson	1	0-0	0-0	0-0	0	0-0	0	0	6
Ken Seals	1	0-0	0-0	0-0	0	0-0	0	0	6
Total	5	2-2	3-3	0-0	0	0-0	0	0	27
Opponents	5	0-3	5-5	0-0	0	0-0	0	0	44

Total Offense	GP	Plays	Rush	Pass	Total	Avg/G
Ken Seals	2	92	-1	433	432	216.0
Re'Mahn Davis	2	32	135	0	135	67.5
Mike Wright	1	16	15	41	56	56.0
Rocko Griffin	2	9	24	0	24	12.0
Patrick Smith	1	3	13	0	13	13.0
Devin Boddie	2	2	3	0	3	1.5
Total	2	154	189	474	663	331.5
Opponents	2	130	386	373	759	379.5

All-Purpose	GP	Rush	Rec	PR	KOR	Ret	Total	Avg
Re'Mahn Davis	2	135	27	0	0	0	162	81.0
Cam Johnson	2	0	97	6	41	0	144	72.0
Chris Pierce	2	0	129	0	0	0	129	64.5
Will Sheppard	2	0	126	0	0	0	126	63.0
Devin Boddie	2	3	71	0	10	0	84	42.0
Rocko Griffin	2	24	0	0	0	0	24	12.0
Patrick Smith	1	13	10	0	0	0	23	23.0
Mike Wright	1	15	0	0	0	0	15	15.0
Ben Bresnahan	1	0	14	0	0	0	14	14.0
Ken Seals	2	-1	0	0	0	0	-1	-0.5
Total	2	189	474	6	51	0	720	360.0
Opponents	2	386	373	-7	0	95	847	423.5

2021 Statistics

No.	Student-Athlete	GP	Solo Tackles	Assists	Total	TFL-Yds	Sacks-Yards	Int-Yds	Pass Breakups	QBH	Fumbles Rcv-Yds	FF	Blocked Kicks	Safety
32	Ethan Barr	2	11	11	22	1.0-1	.	.	2
0	Anfernee Orji	2	11	10	21	1.5-4
23	Jaylen Mahoney	2	9	1	10	.	.	1-0	1
3	Dashaun Jerkins	2	2	7	9	.	.	.	1
90	Nate Clifton	2	5	3	8	1.0-1	.	.	1
21	Maxwell Worship	2	6	2	8	1.5-6
88	Michael Owusu	2	.	8	8	0.5-2	.	.	1	2
9	Daevion Davis	2	2	5	7	.	.	.	4	1
1	Elijah McAllister	2	5	1	6	1
13	Gabe Jeudy-Lally	2	.	5	5
12	Brayden DeVaultSmith	2	1	3	4	0.5-1	.	.	.	1
33	De'Rickey Wright	2	2	1	3	1.0-1
17	Feleti Afemui	1	.	2	2
91	Christian James	2	.	2	2
26	BJ Anderson	2	1	1	2
27	Brendon Harris	2	2	.	2	.	.	.	1
94	Raashaan Wilkins Jr.	2	.	2	2
28	Allan George	2	1	1	2
80	Alex Williams	2	.	2	2	1
47	Wesley Schelling	2	.	1	1
35	Malik Langham	2	1	.	1
97	Terion Sugick	1	.	1	1
99	Lorenza Surgers	2	.	1	1
4	Chase Lloyd	2	1
Total		2	60	70	130	7-16	0-0	1-0	12	6
Opponents		2	69	84	153	10-47	5-20	2-95	6	7	2-27	2	.	.

2021 Statistics

Passing

Ken Seals	Att	Att	Int	Pct	Yards	TD	Long
ETSU	20	35	2	57.1	195	0	31
at Colorado St.	42	27	0	64.3	238	2	25

Mike Wright	Att	Att	Int	Pct	Yards	TD	Long
ETSU	4	9	0	44.4	41	0	14

Rushing

	No.-Yards/TD	ETSU	CSU
Re'Mahn Davis	32-135/0	15-58/0	17-77/0
Rocko Griffin	9-24/0	-	9-24/0
Mike Wright	7-15/0	7-15/0	DNP
Patrick Smith	3-13/0	3-13/0	DNP
Devin Boddie	2-3/0	-	2-3/0
Ken Seals	15--1/1	6--1/0	9-0/1

Receiving

	No.-Yards/TD	ETSU	CSU
Chris Pierce	8-129/1	4-53/0	4-76/1
Will Sheppard	13-126/0	9-84/0	4-42/0
Cam Johnson	13-97/1	4-31/0	9-66/1
Devin Boddie	9-71/0	3-33/0	6-38/0
Re'Mahn Davis	5-27/0	1-11/0	4-16/0
Ben Bresnahan	2-14/0	2-14/0	DNP
Patrick Smith	1-10/0	1-10/0	DNP

Punt Returns

	No.-Yards/TD	ETSU	CSU
Cam Johnson	2-6/0	-	2-6/0

Kick Returns

	No.-Yards/TD	ETSU	CSU
Cam Johnson	2-41/0	2-41	-
Devin Boddie	1-10/0	1-10	-
James Ziglor	1-0/0	DNP	1-0

Int. Returns

	No.-Yards/TD	ETSU	CSU
Jaylen Mahoney	1-0	-	1-0

Fumble Returns

	No.-Yards/TD	ETSU
--	-/-	-

2021 Statistics

Tackles	U-A	TOT	ETSU	CSU
Barr, Ethan	11-11	22	7-4	4-7
Orji, Anfernee	11-10	21	5-3	6-7
Mahoney, Jaylen	9-1	10	7-0	2-1
Jenkins, D	2-7	9	-	2-7
Clifton, Nate	5-3	8	5-1	0-2
Owusu, Michael	0-8	8	0-4	0-4
Worship, M	6-2	8	5-0	1-2
Davis, Daevion	2-5	7	1-2	1-3
McAllister, El	5-1	6	3-0	2-1
Jeudy-Lally, G	0-5	5	0-1	0-4
DeVault-Smith	1-3	4	-	1-3
Wright, D	2-1	3	1-0	1-1
George, Allan	1-1	2	1-0	0-1
James, C	0-2	2	0-2	-
Afemui, Feleti	0-2	2	0-2	DNP
Anderson, BJ	1-1	2	0-1	1-0
Harris, Brendon	2-0	2	1-0	1-0
Wilkins, R	0-2	2	-	0-2
Williams, Alex	0-2	2	-	0-2
Langham, Malik	1-0	1	-	1-0
Schelling, W	0-1	1	-	0-1
Surgers, L	0-1	1	-	0-1
Sugick, Terion	0-1	1	DNP	0-1

Sacks	U-A	TOT	ETSU
--			

2021 Statistics

Game-by-Game Team Comparisons (Vanderbilt/Opponent)

	Score	1st Downs	Rushing	Passing	Penalties	Rush Yards	Comp-Att-Int	Pass Yards	Plays-Total Yards	Return Yards	Turnovers
ETSU	3-23	23/14	5/8	15/4	3/2	31-85/37-179	24-44-2/13-22-0	236/135	75-321/59-314	51/107	3/0
at Colorado St.	24-21	21/20	4/8	11/12	6/0	37-104/33-207	27-42-0/20-38-1	238/238	79-342/71-445	6/13	1/1
Totals	27-44	44/34	9/16	26/16	9/2	68-189/70-386	51-86-2/33-60-1	474/373	154-663/130-759	57/120	4/1

	3rd Down	4th Down	Time Poss	TOP Margin	Yards/Rush	Yards/Pass	Yards/Play	Punting	Penalty Yards
ETSU	5-15/6-15	1-2/0-1	27:13/32:47	-5:34	2.7/4.8	5.4/6.1	4.3/5.3	6-43.5/4-37.5	8-70/7-60
at Colorado St.	6-18/4-15	1-1/1-1	35:27/24:33	10:54	2.8/6.3	5.7/6.3	4.3/6.3	9-45.7/7-46.9	9-62/11-115
Totals	11-33/10-30	2-3/1-2	62:40/57:20	5:20	2.8/5.5	5.5/6.2	4.3/5.8	15-44.8/11-43.5	132/175

Team Game-by-Game Statistics

	-----RUSHING-----				-----RECEIVING-----				-----PASSING-----				-----KICK RET-----				-----PUNT RET-----				Total		
	No.	Yds	TD	Lg	No.	Yds	TD	Lg	Comp	Att	Int	Yds	TD	Lg	No.	Yds	TD	Lg	No.	Yds	TD	Lg	Offense
ETSU	31	85	0	19	24	236	0	31	24	44	2	236	0	31	3	51	0	23	0	0	0	0	321
at Colorado St.	37	104	1	15	27	238	2	25	27	42	0	238	2	25	1	0	0	0	0	6	0	4	342
Totals	68	189	1	19	51	474	2	31	51	86	2	474	2	31	4	51	0	23	0	6	0	4	663

	--TACKLES--			SACKS-		--FUMBLE--		--Pass Defense--			Blkd	-----PAT-----					
	Solo	Ast	Total	TFL	Yds No-Yds	FF	FR	Yds Int	Yds QBH	Brk	Kick	Att	Mad	Run	Rcv	Saf	Pts
ETSU	36	20	56	0.0-11	0.0-0	0	0-0	0-0	2	4	0	0-0	0	0	0	0	0
at Colorado St.	23	50	73	0.0-5	0.0-0	0	0-0	1-0	4	8	0	3-3	0	0	0	0	3
Totals	59	70	129	4.0-16	0.0-0	0	0-0	1-0	6	12	0	3-3	0	0	0	0	6

2021 Scoring Drives

Vanderbilt

ETSU

Quarter	Time	Scoring Play	Plays-Yards	TOP
1	4:15	Joseph Bulovas 53 yd field goal	11-35	3:56

CSU

Quarter	Time	Scoring Play	Plays-Yards	TOP
2	00:47	Chris Pierce Jr. 20 yd pass from Seals (Bulovas kick)	7-58	1:10
3	09:36	Cam Johnson 9 yd pass from Seals (Bulovas kick)	9-53	3:36
3	05:32	Ken Seals 1 yd run (Bulovas kick)	9-75	3:13
4	00:19	Joseph Bulovas 38 yd field goal	8-55	2:48

Opponent

ETSU

Quarter	Time	Scoring Play	Plays-Yards	TOP
2	7:20	Malik Murray 5 yd pass from Riddell (Keltner kick)	9-80	4:25
2	2:24	Tyler Keltner 41 yd field goal	9-53	3:22
3	8:42	Tyler Keltner 25 yd field goal	10-68	6:18
4	8:26	Scott Stephen 27 yd fumble recovery (Keltner kick)	--	--
4	3:29	Tyler Keltner 34 yd field goal	4-3	1:44

CSU

Quarter	Time	Scoring Play	Plays-Yards	TOP
1	12:57	Bailey,David 3 yd pass from (Camper kick)	5-75	2:03
2	14:08	Bailey,David 20 yd run (Camper kick)	3-27	0:45
4	03:07	McBride,Trey 3 yd pass from (Camper kick)	9-67	2:22

2021 Season Highs

Vanderbilt

Individual

Rushes	17	Re'Mahn Davis at Colorado St. (Sep 11, 2021)
Yards Rushing	77	Re'Mahn Davis at Colorado St. (Sep 11, 2021)
TD Rushes	1	Ken Seals at Colorado St. (Sep 11, 2021)
Long Rush	19	Ken Seals vs ETSU (Sep 04, 2021)
Pass attempts	42	Ken Seals at Colorado St. (Sep 11, 2021)
Pass completions	27	Ken Seals at Colorado St. (Sep 11, 2021)
Yards Passing	238	Ken Seals at Colorado St. (Sep 11, 2021)
TD Passes	2	Ken Seals at Colorado St. (Sep 11, 2021)
Long Pass	31	Ken Seals vs ETSU (Sep 04, 2021)
Receptions	9	Will Sheppard vs ETSU (Sep 04, 2021)
		Cam Johnson at Colorado St. (Sep 11, 2021)
Yards Receiving	84	Will Sheppard vs ETSU (Sep 04, 2021)
TD Receptions	1	Cam Johnson at Colorado St. (Sep 11, 2021)
		Chris Pierce Jr. at Colorado St. (Sep 11, 2021)
Long Reception	31	Chris Pierce Jr. vs ETSU (Sep 04, 2021)
Field Goals	1	Joseph Bulovas vs ETSU (Sep 04, 2021)
		Joseph Bulovas at Colorado St. (Sep 11, 2021)
Long Field Goal	53	Joseph Bulovas vs ETSU (Sep 04, 2021)
Punts	9	Harrison Smith at Colorado St. (Sep 11, 2021)
Punting Avg	45.7	Harrison Smith at Colorado St. (Sep 11, 2021)
Long Punt	66	Harrison Smith at Colorado St. (Sep 11, 2021)
Punts inside 20	3	Harrison Smith at Colorado St. (Sep 11, 2021)
Long Punt Return	4	Cam Johnson at Colorado St. (Sep 11, 2021)
Long Kickoff Return	23	Cam Johnson vs ETSU (Sep 04, 2021)
Tackles	13	Anfernee Orji at Colorado St. (Sep 11, 2021)
Sacks	0.0	
Tackles For Loss	1.5	Anfernee Orji vs ETSU (Sep 04, 2021)
Interceptions	1	Jaylen Mahoney at Colorado St. (Sep 11, 2021)

Team

Rushes	37	at Colorado St. (Sep 11, 2021)
Yards Rushing	104	at Colorado St. (Sep 11, 2021)
Yards Per Rush	2.8	at Colorado St. (Sep 11, 2021)
TD Rushes	1	at Colorado St. (Sep 11, 2021)
Pass attempts	44	vs ETSU (Sep 04, 2021)
Pass completions	27	at Colorado St. (Sep 11, 2021)
Yards Passing	238	at Colorado St. (Sep 11, 2021)
Yards Per Pass	5.7	at Colorado St. (Sep 11, 2021)
TD Passes	2	at Colorado St. (Sep 11, 2021)
Total Plays	79	at Colorado St. (Sep 11, 2021)
Total Offense	342	at Colorado St. (Sep 11, 2021)
Yards Per Play	4.3	at Colorado St. (Sep 11, 2021)
Points	24	at Colorado St. (Sep 11, 2021)
Sacks By	0	
First Downs	23	vs ETSU (Sep 04, 2021)
Penalties	9	at Colorado St. (Sep 11, 2021)
Penalty Yards	70	vs ETSU (Sep 04, 2021)
Turnovers	3	vs ETSU (Sep 04, 2021)
Interceptions By	1	at Colorado St. (Sep 11, 2021)
Punts	9	at Colorado St. (Sep 11, 2021)
Punting Avg	45.7	at Colorado St. (Sep 11, 2021)
Long Punt	66	at Colorado St. (Sep 11, 2021)
Punts inside 20	3	at Colorado St. (Sep 11, 2021)
Long Punt Return	4	at Colorado St. (Sep 11, 2021)

Opponent

Individual

Rushes	23	Quay Holmes, vs ETSU (Sep 04, 2021)
Yards Rushing	149	Quay Holmes, vs ETSU (Sep 04, 2021)
TD Rushes	1	Bailey,David, at Colorado St. (Sep 11, 2021)
Long Rush	37	Quay Holmes, vs ETSU (Sep 04, 2021)
Pass attempts	38	Centeio,Todd, at Colorado St. (Sep 11, 2021)
Pass completions	20	Centeio,Todd, at Colorado St. (Sep 11, 2021)
Yards Passing	238	Centeio,Todd, at Colorado St. (Sep 11, 2021)
TD Passes	2	Centeio,Todd, at Colorado St. (Sep 11, 2021)
Long Pass	43	Tyler Riddell, vs ETSU (Sep 04, 2021)
Receptions	8	McBride,Trey, at Colorado St. (Sep 11, 2021)
Yards Receiving	114	McBride,Trey, at Colorado St. (Sep 11, 2021)
TD Receptions	1	Malik Murray, vs ETSU (Sep 04, 2021)
		Bailey,David, at Colorado St. (Sep 11, 2021)
		McBride,Trey, at Colorado St. (Sep 11, 2021)
Long Reception	43	Malik Murray, vs ETSU (Sep 04, 2021)
Field Goals	3	Tyler Keltner, vs ETSU (Sep 04, 2021)
Long Field Goal	41	Tyler Keltner, vs ETSU (Sep 04, 2021)
Punts	6	Stonehouse,Ryan, at Colorado St. (Sep 11, 2021)
Punting Avg	49.7	Stonehouse,Ryan, at Colorado St. (Sep 11, 2021)
Long Punt	81	Stonehouse,Ryan, at Colorado St. (Sep 11, 2021)
Punts inside 20	3	Stonehouse,Ryan, at Colorado St. (Sep 11, 2021)
Long Punt Return	20	Wright,Dante, at Colorado St. (Sep 11, 2021)
Long Kickoff Return	0	
Tackles	12	Jackson,Dequan, at Colorado St. (Sep 11, 2021)
Sacks	1.0	Jay Harrison, vs ETSU (Sep 04, 2021)
		Colton Lakes, vs ETSU (Sep 04, 2021)
		Alijah Huzzie, vs ETSU (Sep 04, 2021)
		Jay Harrison, vs ETSU (Sep 04, 2021)
		Stephen Scott, vs ETSU (Sep 04, 2021)
		Colton Lakes, vs ETSU (Sep 04, 2021)
Interceptions	1	Karon Delince, vs ETSU (Sep 04, 2021)
		Sheldon Arnold, vs ETSU (Sep 04, 2021)

Team

Rushes	37	vs ETSU (Sep 04, 2021)
Yards Rushing	207	at Colorado St. (Sep 11, 2021)
Yards Per Rush	6.3	at Colorado St. (Sep 11, 2021)
TD Rushes	1	at Colorado St. (Sep 11, 2021)
Pass attempts	38	at Colorado St. (Sep 11, 2021)
Pass completions	20	at Colorado St. (Sep 11, 2021)
Yards Passing	238	at Colorado St. (Sep 11, 2021)
Yards Per Pass	6.3	at Colorado St. (Sep 11, 2021)
TD Passes	2	at Colorado St. (Sep 11, 2021)
Total Plays	71	at Colorado St. (Sep 11, 2021)
Total Offense	445	at Colorado St. (Sep 11, 2021)
Yards Per Play	6.3	at Colorado St. (Sep 11, 2021)
Points	23	vs ETSU (Sep 04, 2021)
Sacks By	3	at Colorado St. (Sep 11, 2021)
First Downs	20	at Colorado St. (Sep 11, 2021)
Penalties	11	at Colorado St. (Sep 11, 2021)
Penalty Yards	115	at Colorado St. (Sep 11, 2021)
Turnovers	1	at Colorado St. (Sep 11, 2021)
Interceptions By	2	vs ETSU (Sep 04, 2021)
Punts	7	at Colorado St. (Sep 11, 2021)
Punting Avg	46.9	at Colorado St. (Sep 11, 2021)
Long Punt	81	at Colorado St. (Sep 11, 2021)
Punts inside 20	3	at Colorado St. (Sep 11, 2021)
Long Punt Return	20	at Colorado St. (Sep 11, 2021)

2021 Game Recaps

Vanderbilt vs. East Tennessee State Sept. 4 • Nashville, Tenn.

	1	2	3	4	Final
East Tennessee St. (1-0)	0	10	3	10	23
Vanderbilt (0-1)	3	0	0	0	3

Qtr	Time	Team - Scoring Play	Plays-Yards	TOP
1st	04:15	VANDY - Joseph Bulovas 53 yd field goal	11-35	3:56
2nd	07:20	ETSU - Malik Murray 5 yd pass from (Keltner kick)	9-80	4:25
	02:24	ETSU - Tyler Keltner 41 yd field goal	9-53	3:22
3rd	08:42	ETSU - Tyler Keltner 25 yd field goal	10-68	6:18
4th	03:29	ETSU - Tyler Keltner 34 yd field goal	4-3	1:44
	08:26	ETSU - Stephen Scott 27 yd FUMB: FUMB: (Keltner kick)	5-7	1:21

	East Tennessee St.	Vanderbilt
FIRST DOWNS	13	23
RUSHES-YARDS (NET)	37-179	31-85
PASSING YDS (NET)	135	236
Passes Att-Comp-Int	22-13-0	44-24-2
TOTAL OFFENSE PLAYS-YARDS	59-314	75-321
Fumble Returns-Yards	0-0	0-0
Punt Returns-Yards	0-0	0-0
Kickoff Returns-Yards	0-0	3-51
Interception Returns-Yards	2-95	0-0
Punts (Number-Avg)	4-37.5	6-43.5
Fumbles-Lost	0-0	1-1
Penalties-Yards	7-75	8-70
Possession Time	32:47	27:13
Third-Down Conversions	6 of 15	5 of 15
Fourth-Down Conversions	0 of 1	1 of 2
Red-Zone Scores-Chances	3-3	1-2
Sacks By: Number-Yards	2-0	0-0

RUSHING: ETSU-Quay Holmes 23-149; Jacob Saylor 11-23; Tyler Riddell 2-4; DJ Twitty 1-3.
Vanderbilt-Re'Mahn Davis 15-58; Mike Wright 7-15; Patrick Smith 3-13; Ken Seals 6-minus 1.

PASSING: ETSU-Tyler Riddell 13-22-0-135.
Vanderbilt-Ken Seals 20-35-2-195; Mike Wright 4-9-0-41.

RECEIVING: ETSU-Will Huzzie 4-62; Malik Murray 3-52; Jacob Saylor 2-14; Nate Adkins 2-8; Quay Holmes 2-minus 1.
Vanderbilt-Will Sheppard 9-84; Chris Pierce Jr. 4-53; Cam Johnson 4-31; Devin Boddie Jr. 3-33; Ben Bresnahan 2-14; Re'Mahn Davis 1-11; Patrick Smith 1-10.

INTERCEPTIONS: ETSU-Karon Delince 1-95; Sheldon Arnold 1-0.
Vanderbilt-None.

FUMBLES: ETSU-None.
Vanderbilt-Ken Seals 1-1.

TACKLES (UA-A): ETSU-Karon Delince 7-3; Stephen Scott 6-4; Alijah Huzzie 7-0; Donovan Manuel 6-0; Quinn Smith 3-1; Timmy Dorsey 2-1; Mike Price 1-2; Max Evans 1-2; Jacob Saylor 1-1; Blake Bockrath 1-1; Di'Andre Davis 1-1; Erik Campbell 1-1; Jay Harrison 1-0; Tyree Robinson 1-0; Colton Lakes 1-0; Chris Hope 1-0; Rodney Wright 0-1.
Vanderbilt-Ethan Barr 7-4; Anfernee Orji 5-3; Jaylen Mahoney 7-0; Nate Clifton 5-1; Maxwell Worship 5-0; Michael Owusu 0-4; Elijah McAllister 3-0; Daevion Davis 1-2; Christian James 0-2; Feleti Afemui 0-2; Allan George 1-0; Brendon Harris 1-0; De'Rickey Wright 1-0; BJ Anderson 0-1; Gabe Jeudy-Lally 0-1.

Dores Fall in Opener

NASHVILLE, Tenn. - Visiting East Tennessee State scored 23 unanswered points and ruined the Vanderbilt head coaching debut of Clark Lea with a 23-3 win at Vanderbilt Stadium.

The Commodores (0-1) took a 3-0 lead early but couldn't dent the scoreboard after that. East Tennessee State had a 10-3 lead at the break before adding on 13 more points in the second half.

Lea's team will hope to put together a stronger performance in that contest than what transpired at Vanderbilt Stadium on opening night. The Dores had 318 yards of total offense – just 82 on the ground – and were penalized eight times.

Defensively, the Dores surrendered 5.3 yards per play and registered only four tackles for loss.

Vandy had 11 offensive drives – six ended in punts, one ended with a turnover on downs, another with a field goal and three resulted in turnovers.

Vanderbilt opened the scoring with 4:15 left in the first quarter thanks to a Joseph Bulovas field goal from 53 yards out. That would be the only lead they enjoyed.

East Tennessee State retook the advantage midway through the second quarter. An 80-yard drive ended on the ninth play, a third-down pass from Tyler Riddell to Malik Murray from the 5 that gave the Buccaneers a 7-3 lead.

Tyler Keltner added to the East Tennessee State lead with a 41-yard field goal at the 2:24 mark making it 10-3.

That's the way the score looked at the half. The Commodores mustered just 130 yards of offense, had five penalties and were 2 of 9 on third down.

Keltner booted a 25-yard field goal with 8:42 remaining in the third quarter upping the East Tennessee State lead to 13-3. That completed a 10-play drive that ate 6:18 off the clock and covered 68 yards.

The Buccaneers (1-0) would take that 10-point lead into the fourth quarter.

East Tennessee State linebacker Stephen Scott ended all doubt by picking up a Ken Seals fumble and returning it 22 yards for a touchdown with 8:26 to play. That made it 20-3.

Vandy looked like it may finally punch one into the end zone late in the fourth, but Seals was picked off at the 1 yard line. Keltner added a 34-yard field goal moments later to provide the final margin.

Vanderbilt running back Re'Mahn Davis ran for 54 yards on 14 carries. Seals finished the night 20-for-34 for 195 yards.

2021 Game Recaps

Vanderbilt at Colorado State Sept. 11 • Fort Collins, Colo.

	1	2	3	4	Final
Vanderbilt (1-1)	0	7	14	3	24
Colorado State (1-1)	7	7	0	7	21

Qtr	Time	Team - Scoring Play	Plays-Yards	TOP
1st	12:57	CSU - David Bailey 3 yd pass from (Camper kick)	5-75	2:03
2nd	14:08	CSU - David Bailey 20 yd run (Camper kick)	3-27	0:45
	00:47	VANDY - Chris Pierce Jr. 20 yd pass from (Bulovas kick)	7-58	1:10
3rd	09:36	VANDY - Cam Johnson 9 yd pass from (Bulovas kick)	9-53	3:36
	05:32	VANDY - Ken Seals 1 yd run (Bulovas kick)	9-75	3:13
4th	03:07	CSU - Trey McBride 3 yd pass from (Camper kick)	9-67	2:22
	00:19	VANDY - Joseph Bulovas 38 yd field goal	8-55	2:48

	Vanderbilt	Colorado State
FIRST DOWNS	21	20
RUSHES-YARDS (NET)	37-104	33-207
PASSING YDS (NET)	238	238
Passes Att-Comp-Int	42-27-0	38-20-1
TOTAL OFFENSE PLAYS-YARDS	79-342	71-445
Fumble Returns-Yards	0-0	0-0
Punt Returns-Yards	0-6	0-13
Kickoff Returns-Yards	1-0	0-0
Interception Returns-Yards	1-0	0-0
Punts (Number-Avg)	9-45.7	7-46.9
Fumbles-Lost	2-1	1-0
Penalties-Yards	9-62	11-115
Possession Time	35:27	24:33
Third-Down Conversions	6 of 18	4 of 15
Fourth-Down Conversions	1 of 1	1 of 1
Red-Zone Scores-Chances	4-4	3-4
Sacks By: Number-Yards	0-0	3-0

RUSHING: Vanderbilt-Re'Mahn Davis 17-77; Rocko Griffin Jr. 9-24; Devin Boddie Jr. 2-3; Ken Seals 9-0.
Colorado State-David Bailey 15-80; Todd Centeio 11-75; A'Jon Vivens 7-52.

PASSING: Vanderbilt-Ken Seals 27-42-0-238.
Colorado St.-Todd Centeio 20-38-1-238.

RECEIVING: Vanderbilt-Cam Johnson 9-66; Devin Boddie Jr. 6-38; Chris Pierce Jr. 4-76; Will Sheppard 4-42; Re'Mahn Davis 4-16.
Colorado State-Trey McBride 8-114; Dante Wright 4-43; E.J. Scott 3-38; David Bailey 3-36; A'Jon Vivens 1-5; Cam Butler 1-2.

INTERCEPTIONS: Vanderbilt-Jaylen Mahoney 1-0.
Colorado State-None.

FUMBLES: Vanderbilt-Cam Johnson 1-0; Ken Seals 1-1.
Colorado St.-Dante Wright 1-0.

TACKLES (UA-A): Vanderbilt-Anfernee Orji 6-7; Ethan Barr 4-7; Dashaun Jenkins 2-7; Brayden DeVaultSmith 1-3; Daevion Davis 1-3; Michael Owusu 0-4; Gabe Jeudy-Lally 0-4; Elijah McAllister 2-1; Jaylen Mahoney 2-1; Maxwell Worship 1-2; De'Rickey Wright 1-1; Raashaan Wilkins Jr. 0-2; Nate Clifton 0-2; Alex Williams 0-2; BJ Anderson 1-0; Malik Langham 1-0; Brendon Harris 1-0; Wesley Schelling 0-1; Allan George 0-1; Lorenza Surgers 0-1; Terion Sugick 0-1.
Colorado State-Dequan Jackson 2-10; Tywan Francis 6-3; Thomas Pannunzio 3-5; Henry Blackburn 1-7; Scott Patchan 1-7; Marshau Cameron 2-5; Toby McBride 3-3; Devin Phillips 1-4; Bam Amina 0-5; Logan Stewart 1-3; Mohamed Kamara 2-1; Tavian Brown 1-2; Cam Ron Carter 0-3; Manny Jones 0-3; Robert Floyd 2-0; Rashad Ajayi 0-2; Ellison Hubbard 0-2; Jordan Kress 1-0; TEAM 1-0; Ross Reiter 1-0; Jack Howell 0-1.

Dores Fall in Opener

FORT COLLINS, Colo. - Joseph Bulovas drilled a 38-yard field goal with 19 seconds left and Vanderbilt beat Colorado State 24-21 at Canvas Stadium.

The victory was the first for head coach Clark Lea at his alma mater.

The Commodores (1-1) trailed 14-0 at one point, but scored 21 straight and then recovered from a late Rams touchdown to break an 11-game losing streak dating to 2019. Vandy had also lost 10 straight road games and 13 straight against Football Bowl Subdivision opponents.

Vandy started the final quarter leading 21-14 and held that lead until less than four minutes remained on the clock. But Colorado State quarterback Todd Centeio found tight end Trey McBride on a fourth-down pass from the 3 that tied the score at 21-all with 3:07 to play.

That gave the Dores plenty of time to march down the field and set up Bulovas' heroics.

Vanderbilt quarterback Ken Seals finished the night 26 of 41 for 236 yards and accounted for all three of his team's touchdowns – two passing and one rushing. Re'Mahn Davis ate up 77 yards on the ground and Anfernee Orji made a team-high 13 tackles.

Vandy's end to the night, however, was in stark contrast to its start.

Colorado State wasted no time getting on the scoreboard after the opening kickoff. A five-play, 75-yard drive ended with Todd Centeio rolling right and finding an open David Bailey in the flat for an easy 3-yard touchdown pass making it 7-0.

On the first play of the second quarter, Seals fumbled the ball away on his own 27. Two plays later Bailey split the Vanderbilt defense up the middle for a 20-yard touchdown run making it 14-0.

Vandy got right back in it before halftime thanks to a key special teams play. Allan George came off the left edge on a Colorado State (0-2) and got his hand on the kick making for a short, wobbly punt that rested at the Vandy 42.

The Commodores offense quickly took advantage and drove to the 20 – after a Colorado State personal foul penalty – and scored when Seals found Chris Pierce down the right side of the field.

That allowed Vanderbilt to head into the break down just 14-7 with 30 minutes left to play.

Vandy had only 120 yards of offense, lost a fumble and have five penalties in the first half – yet found itself down a single score at halftime.

The Vanderbilt defense came big in the third quarter when Jaylen Mahoney picked off a Centeio pass at the Vanderbilt 47. That placed momentum firmly in the hands of the Commodores and Seals led the offense on a nine-play drive that ended with a 9-yard touchdown pass to Cam Johnson.

With 9:36 to go in the third quarter, Vandy had tied the score at 14-all.

Seals would give the Commodores the lead four minutes later with a 1-yard plunge over left guard making it 21-14 at the 5:32 mark.

That's where the score would remain going into the fourth quarter.

Season-by-Season Records • Head Coach Records

Season	W	L	T	Head Coach
1890	1	0	--	Elliott H. Jones
1891	3	1	--	Elliott H. Jones
1892	4	4	--	Elliott H. Jones
1893	6	1	--	W.J. Keller
1894	7	1	--	Henry Thornton
1895	5	3	1	C.L. Upton
1896	3	2	2	R.G. Acton
1897	6	0	1	R.G. Acton
1898	1	5	--	R.G. Acton
1899	7	2	--	J.L. Crane
1900	4	4	1	J.L. Crane
1901	6	1	1	W.H. Watkins
1902	8	1	--	W.H. Watkins
1903	6	1	1	J.H. Henry
1904	9	0	--	Dan McGugin
1905	7	1	--	Dan McGugin
1906	8	1	--	Dan McGugin
1907	5	1	1	Dan McGugin
1908	7	2	1	Dan McGugin
1909	7	3	--	Dan McGugin
1910	8	0	1	Dan McGugin
1911	8	1	--	Dan McGugin
1912	8	1	1	Dan McGugin
1913	5	3	--	Dan McGugin
1914	2	6	--	Dan McGugin
1915	9	1	--	Dan McGugin
1916	7	1	1	Dan McGugin
1917	5	3	--	Dan McGugin
1918	4	2	--	Ray Morrison
1919	5	1	2	Dan McGugin
1920	5	3	1	Dan McGugin
1921	7	0	1	Dan McGugin
1922	8	0	1	Dan McGugin
1923	5	2	1	Dan McGugin
1924	6	3	1	Dan McGugin
1925	6	3	--	Dan McGugin
1926	8	1	--	Dan McGugin
1927	8	1	2	Dan McGugin
1928	8	2	--	Dan McGugin
1929	7	2	--	Dan McGugin
1930	8	2	--	Dan McGugin
1931	5	4	--	Dan McGugin
1932	6	1	2	Dan McGugin
1933	4	3	3	Dan McGugin
1934	6	3	--	Dan McGugin
1935	7	3	--	Ray Morrison
1936	3	5	1	Ray Morrison
1937	7	2	--	Ray Morrison
1938	6	3	--	Ray Morrison
1939	2	7	1	Ray Morrison
1940	3	6	1	Red Sanders
1941	8	2	--	Red Sanders
1942	6	4	--	Red Sanders
1943	5	0	--	E.H. Alley
1944	3	0	1	Doby Bartling
1945	3	6	--	Doby Bartling
1946	5	4	--	Red Sanders
1947	6	4	--	Red Sanders
1948	8	2	1	Red Sanders
1949	5	5	--	Bill Edwards
1950	7	4	--	Bill Edwards
1951	6	5	--	Bill Edwards
1952	3	5	2	Bill Edwards
1953	3	7	--	Art Guepe
1954	2	7	--	Art Guepe
1955	8	3	--	Art Guepe
1956	5	5	--	Art Guepe
1957	5	3	2	Art Guepe

1958	5	2	3	Art Guepe
1959	5	3	2	Art Guepe
1960	3	7	--	Art Guepe
1961	2	8	--	Art Guepe
1962	1	9	--	Art Guepe
1963	1	7	2	Jack Green
1964	3	6	1	Jack Green
1965	2	7	1	Jack Green
1966	1	9	--	Jack Green
1967	2	7	1	Bill Pace
1968	5	4	1	Bill Pace
1969	4	6	--	Bill Pace
1970	4	7	--	Bill Pace
1971	4	6	1	Bill Pace
1972	3	8	--	Bill Pace
1973	5	6	--	Steve Sloan
1974	7	3	2	Steve Sloan
1975	7	4	--	Fred Pancoast
1976	2	9	--	Fred Pancoast
1977	2	9	--	Fred Pancoast
1978	2	9	--	Fred Pancoast
1979	1	10	--	George MacIntyre
1980	2	9	--	George MacIntyre
1981	4	7	--	George MacIntyre
1982	8	4	--	George MacIntyre
1983	2	9	--	George MacIntyre
1984	5	6	--	George MacIntyre
1985	3	7	1	George MacIntyre
1986	1	10	--	Watson Brown
1987	4	7	--	Watson Brown
1988	3	8	--	Watson Brown
1989	1	10	--	Watson Brown
1990	1	10	--	Watson Brown
1991	5	6	--	Gerry DiNardo
1992	4	7	--	Gerry DiNardo
1993	5	6	--	Gerry DiNardo
1994	5	6	--	Gerry DiNardo
1995	2	9	--	Rod Dowhower
1996	2	9	--	Rod Dowhower
1997	3	8	--	Woody Widenhofer
1998	2	9	--	Woody Widenhofer
1999	5	6	--	Woody Widenhofer
2000	3	8	--	Woody Widenhofer
2001	2	9	--	Woody Widenhofer
2002	2	10	--	Bobby Johnson
2003	2	10	--	Bobby Johnson
2004	2	9	--	Bobby Johnson
2005	5	6	--	Bobby Johnson
2006	4	8	--	Bobby Johnson
2007	5	7	--	Bobby Johnson
2008	7	6	--	Bobby Johnson
2009	2	10	--	Bobby Johnson
2010	2	10	--	Robbie Caldwell
2011	6	7	--	James Franklin
2012	9	4	--	James Franklin
2013	9	4	--	James Franklin
2014	3	9	--	Derek Mason
2015	4	8	--	Derek Mason
2016	6	7	--	Derek Mason
2017	5	7	--	Derek Mason
2018	6	7	--	Derek Mason
2019	3	9	--	Derek Mason
2020	0	9	--	Derek Mason
2021	1	1	--	Clark Lea
131 seasons	610	639	50	

Head Coach	Seasons	W	L	T
Elliott H. Jones	1890-92	8	5	--
W.J. Keller	1893	6	1	--
Henry Thornton	1894	7	1	--
C.L. Upton	1895	5	3	1
R.G. Acton	1896-98	10	7	3
J.L. Crane	1899-1900	11	6	1
W.H. Watkins	1901-02	14	2	1
J.H. Henry	1903	6	1	--
Dan McGugin •	1904-34	197	55	19
Ray Morrison	1918, 1935-39	29	22	2
Red Sanders ••	1940-48	36	22	2
E.H. Alley	1943	5	0	--
Doby Bartling	1944-45	6	6	1
Bill Edwards	1949-52	21	19	2
Art Guepe	1953-62	39	54	7
Jack Green	1963-66	7	29	4
Bill Pace	1967-72	22	38	3
Steve Sloan	1973-74	12	9	2
Fred Pancoast	1975-78	13	31	--
George MacIntyre	1979-85	25	52	1
Watson Brown	1986-90	10	45	--
Gerry DiNardo	1991-94	19	25	--
Rod Dowhower	1995-96	4	18	--
Woody Widenhofer	1997-2001	15	40	--
Bobby Johnson	2002-09	29	66	--
Robbie Caldwell	2010	2	10	--
James Franklin	2011-13	24	15	--
Derek Mason	2014-20	27	56	--
Clark Lea	2021	1	1	--
131 seasons		610	639	50

• McGugin missed the 1918 season on military duty during World War I.

•• Sanders missed the 1943-45 seasons on military duty during World War II.

Unbeaten (8)

1944	3-0-1	Doby Bartling
1943	5-0-0	E.H. Alley
1922	8-0-1	Dan McGugin
1921	7-0-1	Dan McGugin
1910	8-0-1	Dan McGugin
1904	9-0-0	Dan McGugin
1897	6-0-1	R.G. Acton
1890	1-0-0	Elliott H. Jones

Nine-Win Seasons (4)

2013	9-4	James Franklin
2012	9-4	James Franklin
1915	9-1	Dan McGugin
1904	9-0	Dan McGugin

Eight-Win Seasons (13)

1982	8-4	George MacIntyre
1955	8-3	Art Guepe
1948	8-2-1	Red Sanders
1941	8-2	Red Sanders
1930	8-2	Dan McGugin
1928	8-2	Dan McGugin
1927	8-1-2	Dan McGugin
1926	8-1	Dan McGugin
1922	8-0-1	Dan McGugin
1912	8-1-1	Dan McGugin
1911	8-1	Dan McGugin
1910	8-0-1	Dan McGugin
1902	8-1	W.H. Watkins

The Last Time

Vanderbilt

Score three or more touchdowns.....	Ke'Shawn Vaughn vs. Baylor (3 • 12.27.18)
Score four or more touchdowns.....	Earl Bennett vs. Kentucky (5 • 11.12.05)
Three passing touchdowns.....	Kyle Shurmur vs. Tennessee (3 • 11.24.18)
Four or more passing touchdowns.....	Kyle Shurmur at Tennessee (4 • 11.25.17)
Five or more passing touchdowns.....	Johnny McCrary vs. Old Dominion (5 • 11.1.14)
200 or more passing yards	Ken Seals at Colorado State (238 • 9.11.21)
300 or more passing yards.....	Ken Seals at Mississippi State (336 • 11.7.20)
400 or more passing yards	Kyle Shurmur vs. Tennessee (416 • 11.26.16)
70-yard completion.....	Riley Neal-Chris Pierce Jr. at Purdue (75 • 9.7.19)
100 or more rushing yards.....	Keyon Henry-Brooks at Kentucky (121 • 11.14.20)
200 or more rushing yards.....	Ke'Shawn Vaughn vs. Baylor (243 • 12.27.18)
300 or more rushing yards	Frank Mordica vs. Air Force (321 • 11.18.78)
70-yard rush.....	Ke'Shawn Vaughn vs. Tennessee State (78 • 9.29.18)
Three or more rushing touchdowns.....	Ke'Shawn Vaughn at Arkansas (3 • 10.27.18)
100 or more receiving yards.....	Cam Johnson at Mississippi State (114 • 11.7.20)
200 or more receiving yards.....	Trent Sherfield vs. Austin Peay (240 • 9.1.15)
Two touchdown receptions	Jared Pinkney vs. East Tennessee State (2 • 11.23.19)
Three or more touchdown receptions	Earl Bennett vs. Richmond (3 • 9.1.07)
Kickoff return for touchdown	Darrius Sims vs. South Carolina (100 • 9.12.14)
Punt return for touchdown	Jonathan Krause at Wake Forest (83 • 11.24.12)
Interception return for touchdown	Randall Haynie vs. LSU (47 • 9.21.19)
Fumble return for touchdown	Allan George vs. Kentucky (67 • 11.16.19)
Three or more field goals made.....	Tommy Openshaw at Auburn (3 • 11.5.16)
50-yard field goal.....	Joseph Bulovas vs. East Tennessee State (53 • 9.4.21)
60-yard punt	Harrison Smith at South Carolina (60 • 11.2.19)
70-yard punt	Tommy Openshaw vs. Missouri (78 • 10.24.15)
10 or more tackles	Anfernee Orji & Ethan Barr at Colorado State (13 & 11 • 9.11.21)
Three or more tackles for loss	Dayo Odeyingbo at Missouri (3.0 • 11.28.20)
Forced multiple fumbles.....	LaDarius Wiley at Missouri (2 • 11.10.18)
Two or more sacks	Dayo Odeyingbo at Missouri (2.0 • 11.28.20)
Three or more sacks.....	Charles Wright at Middle Tennessee (3.0 • 9.2.17)
Two or more interceptions.....	Tae Daley at Florida (2 • 11.9.19)
Blocked punt	Allan George at Colorado State (9.11.21)
Blocked punt returned for touchdown	Stephen Weatherly vs. UMass (11 • 9.13.14)
Blocked field goal.....	Cameron Tidd vs. East Tennessee State (11.23.19)
Blocked PAT	Nifae Lealao at Middle Tennessee (9.2.17)
Safety	Team at Texas A&M (9.26.20)
30 or more first downs	at Mississippi State (30 • 11.7.20)
500 or more yards of total offense.....	vs. Tennessee State (553 • 9.29.18)
300 or more passing yards.....	at Mississippi State (336 • 11.7.20)
400 or more passing yards.....	at Purdue (420 • 9.7.19)
200 or more rushing yards	vs. East Tennessee State (220 • 11.23.19)
300 or more rushing yards.....	vs. Tennessee State (358 • 10.22.16)
400 or more rushing yards.....	vs. Presbyterian (410 • 9.15.12)
40 points or more	at Arkansas (45 • 10.27.18)
Held opponent under 100 total yards	vs. Chattanooga (93 • 9.6.03)
Held opponent under 200 total yards	vs. East Tennessee State (105 • 11.23.19)
Held opponent under 250 total yards	at Mississippi State (204 • 11.7.20)
Held opponent under 100 rushing yards	at Mississippi State (-22 • 11.7.20)
Held opponent under 100 passing yards	vs. East Tennessee State (68 • 11.23.19)
Shut out opponent.....	vs. East Tennessee State (11.23.19)

Opponent

Score three or more touchdowns.....	Larry Rountree • Missouri (3 • 11.28.20)
Score four or more touchdowns.....	Ja'Marr Chase • LSU (4 • 9.21.19)
Three passing touchdowns	Matt Corral • Ole Miss (6 • 10.31.20)
Four or more passing touchdowns.....	Matt Corral • Ole Miss (6 • 10.31.20)
200 or more passing yards	Todd Centeio • Colorado State (238 • 9.11.21)
300 or more passing yards	Connor Bazalak • Missouri (318 • 11.28.20)
400 or more passing yards	Matt Corral • Ole Miss (412 • 10.31.20)
70-yard completion.....	Bailey-Jones Jr. • Tennessee (74 • 12.12.20)
100 or more rushing yards	Quay Holmes • East Tennessee State (149 • 9.4.21)
200 or more rushing yards	Eric Gray • Tennessee (246 • 11.30.19)
Three or more rushing touchdowns.....	Larry Rountree • Missouri (3 • 11.28.20)
70-yard rush.....	Chris Rodriguez • Kentucky (74 • 11.14.20)
100 or more receiving yards.....	Trey McBride • Colorado State (114 • 9.11.21)
200 or more receiving yards.....	Elijah Moore • Ole Miss (238 • 9.21.19)
Three or more touchdown receptions	Elijah Moore • Ole Miss (3 • 9.21.19)
Kickoff return for touchdown	Nyheim Hines • NC State (100 • 12.26.16)
Punt return for touchdown.....	Rashaad Floyd • Missouri (74 • 11.18.17)
Interception return for touchdown	Bryce Thompson • Tennessee (18 • 12.12.20)
Fumble return for touchdown	Stephen Scott • East Tennessee State (27 • 9.4.21)
Three or more field goals made.....	Tyler Keltner • East Tennessee State (3 • 9.4.21)
50-yard field goal.....	Rodrigo Blankenship • Georgia (50 • 8.31.19)
70-yard punt	Ryan Janvion • Wake Forest (71 • 11.30.13)
10 or more tackles.....	Dequan Jackson • Colorado State (12 • 9.11.21)
Three or more tackles for loss	Ernest Jones • South Carolina (3.0 • 10.10.20)
Two or more sacks	Aaron Sterling • South Carolina (2.0 • 11.2.19)
Two or more interceptions.....	Donovan Stiner • Florida (2 • 11.9.19)
Blocked punt	Micah Baskerville • LSU (9.21.19)
Blocked punt returned for touchdown	Micah Baskerville • LSU (9.21.19)
Blocked field goal.....	Sharrif Floyd • Florida (11.5.11)
Blocked PAT	D.J. Wonnun • South Carolina (10.28.17)
Safety	Marquis Haynes • Ole Miss (10.14.17)
30 or more first downs	Missouri (31 • 11.28.20)
500 or more yards of total offense.....	Tennessee (540 • 12.12.20)
300 or more passing yards	Tennessee (328 • 12.12.20)
400 or more passing yards	Ole Miss (449 • 10.31.20)
200 or more rushing yards	Tennessee (212 • 12.12.20)
300 or more rushing yards	Kentucky (308 • 11.14.20)
400 or more rushing yards	Kentucky (401 • 11.16.19)
40 points or more	Tennessee (42 • 12.12.20)
Held Vanderbilt under 200 total yards	Missouri (196 • 11.28.20)
Held Vanderbilt under 100 rushing yards.....	East Tennessee State (85 • 9.4.21)
Held Vanderbilt under 100 passing yards	Florida (77 • 11.9.19)
Shut out Vanderbilt	Missouri (11.28.20)