



CRIMSON TIDE

BASEBALL

24 NCAA Tournament Appearances » 5 CWS Appearances » 14 SEC Championships » 69 Major League Players

A GAMES 44-46 V

ALABAMA at #2 VANDERBILT

MAY 7-9, 2021 / NASHVILLE, TENN.

HAWKINS FIELD (1,450)

TV: SEC NETWORK+

(Play-by-Play: Max Herz, Color: Andrew Harris)

RADIO: CRIMSON TIDE SPORTS NETWORK

(Play-By-Play: Chris Stewart, Color: Roger Hoover)

CRIMSON TIDE

2021 Record 28-15
2021 SEC Record 11-10
Head Coach Brad Bohannon
Record at Alabama (Years) ... 101-71 (4th)
Career Record (Years) 101-71 (4th)

COMMODORES

2021 Record 32-10
2021 SEC Record 14-7
Head Coach Tim Corbin
Record at Vandy (Years) .. 785-369-1 (19th)
Career Record (Years) 891-507-1 (24th)

INSIDE THE SERIES

Overall: 164th Meeting on Friday (Alabama leads, 95-65-3)

Alabama's Record: At Home: 63-34-2 | In Nashville: 29-26-1 | At Neutral Sites: 3-5

Current Streak: Alabama, Lost 3

Last Meetings: April 19-21, 2019 in Tuscaloosa (Alabama, 0-3 || L, 4-7 / L, 5-13 / L, 0-2)

Series Notes: Alabama's last trip to Nashville came in 2017 with the series finale and Crimson Tide's season ending in a tie.

PROBABLE STARTING PITCHING MATCHUPS

FRIDAY	W-L	ERA	G/GS	IP	H	R	ER	BB	SO
UA - Tyler Ras (Jr., RHP)	6-1	4.85	11/10	59.1	62	35	32	15	40
VU - Kumar Rocker (Jr., RHP)	10-1	1.70	11/11	69.0	36	16	13	19	97
SATURDAY	W-L	ERA	G/GS	IP	H	R	ER	BB	SO
UA - Dylan Smith (Jr., RHP)	1-5	3.20	11/11	64.2	62	23	23	13	86
VU - Jack Leiter (So., RHP)	7-2	2.10	11/11	64.1	28	19	15	29	106
SUNDAY	W-L	ERA	G/GS	IP	H	R	ER	BB	SO
UA - TBA									
VU - TBA									

SOCIAL MEDIA:



Follow us on Twitter and Instagram @AlabamaBSB



Like us on Facebook at AlabamaBSB

Follow **ALABAMA BASEBALL** on the social media sites listed for up-to-date news, exclusive content and more.

2021 SCHEDULE

Opponent	TV	Time (CT)/Result
FEBRUARY (7-1)		
19 McNEESE	SEC Network+	W, 10-6
20 McNEESE	SEC Network+	W, 4-3
21 McNEESE	SEC Network+	W, 9-5
23 at Jacksonville State	ESPN+	W, 5-2
24 UT-MARTIN	SEC Network+	L, 4-9
26 WRIGHT STATE	SEC Network+	W, 8-4
27 WRIGHT STATE	SEC Network+	(11) W, 8-7
WRIGHT STATE	SEC Network+	(7) W, 1-0

MARCH (8-8)		
3 TROY	SEC Network+	W, 9-1
5 at College of Charleston	FloSports	W, 8-0
6 at College of Charleston	FloSports	L, 0-1
7 at College of Charleston	FloSports	W, 21-3
9 SOUTH ALABAMA	SEC Network	W, 11-8
10 JACKSONVILLE STATE	SEC Network+	W, 7-2
12 STETSON	SEC Network+	L, 2-4
13 STETSON	SEC Network+	(12) W, 4-3
14 STETSON	SEC Network+	W, 9-4
19 at #1 Arkansas*	SEC Network+	W, 16-1
20 at #1 Arkansas*	SEC Network+	L, 1-9
21 at #1 Arkansas*	SEC Network	L, 1-3
23 SOUTHERN MISS	SEC Network+	L, 4-5
26 #3 OLE MISS*	SEC Network+	L, 6-9
#3 OLE MISS*	SEC Network+	L, 0-2
27 #3 OLE MISS*	SEC Network	L, 6-11

APRIL (11-6)		
2 #6 TENNESSEE*	SEC Network+	W, 7-4
3 #6 TENNESSEE*	SEC Network	(11) L, 4-8
4 #6 TENNESSEE*	SEC Network	L, 8-9
7 ULM	SEC Network+	L, 3-5
9 at Texas A&M*	SEC Network+	W, 5-3
10 at Texas A&M*	SEC Network+	W, 6-3
11 at Texas A&M*	SEC Network+	W, 7-4
13 SAMFORD	SEC Network+	W, 19-3
15 AUBURN*	SEC Network	(10) W, 8-7
16 AUBURN*	SEC Network+	L, 4-5
17 AUBURN*	SEC Network+	W, 10-9
20 NORTH ALABAMA	SEC Network+	W, 8-6
23 at Kentucky*	SEC Network+	W, 10-1
25 at Kentucky*	SEC Network+	L, 2-5
at Kentucky*	SEC Network+	L, 0-11
27 at UAB ¹		W, 9-3
30 MISSOURI*	SEC Network+	W, 11-8

MAY (2-0)		
1 MISSOURI*	SEC Network+	W, 5-2
2 MISSOURI*	SEC Network	W, 3-2
7 at #2 Vanderbilt*	SEC Network+	6:30 P.M.
8 at #2 Vanderbilt*	SEC Network+	2 P.M.
9 at #2 Vanderbilt*	SEC Network+	1 P.M.
14 at LSU*	SEC Network+	7 P.M.
15 at LSU*	SEC Network	2 P.M.
16 at LSU*	SEC Network+	2 P.M.
20 MISSISSIPPI STATE*	SEC Network+	6 P.M.
21 MISSISSIPPI STATE*	SEC Network+	6 P.M.
22 MISSISSIPPI STATE*	SEC Network+	1 P.M.
25-30 SEC Tournament ²	SEC Network/ESPN2	TBA

(1) - Regions Field (Birmingham, Ala.)

(2) - SEC Baseball Tournament at Hoover Metropolitan Stadium (Hoover, Ala.)

* Southeastern Conference game

BOLD indicates home game

Rankings are Baseball America or USA Today Coaches (highest ranking listed)

ALABAMA

2021 STATS

.277
6.6
9.5
75
6
55
256
173/354
25-33
384.0
4.29
4.7
8.6
131/400
.978
35
37

Season

Average
Runs / Game
Hits / Game
Doubles
Triples
Home Runs
Runs Batted In
Walks / Strikeouts
Stolen Bases
Innings Pitched
ERA
Runs Allowed / Game
Hits Allowed / Game
Walks / Strikeouts
Fielding Percentage
Errors
Double Plays

VANDERBILT

2021 STATS

.297
7.3
10.3
85
19
57
291
197/392
59-65
373.0
3.26
3.8
6.0
158/481
.973
40
31

ALABAMA

2021 STATS

Denton	.329
Wilson	41
Wilson	60
Williamson	12
Jarvis	2
Praytor	12
Praytor	41
Denton	25
Wilson	9
Denton	.416
Praytor	.572
Smith	64.2
Lee	16
Lee	1.33
Lee/Ras	6
Lee	6
Smith	86

Season

Average
Runs
Hits
Doubles
Triples
Home Runs
Runs Batted In
Walks
Stolen Bases
On-Base %
Slugging %
Innings Pitched
Appearances
ERA (reliever)
Wins
Saves
Strikeouts

VANDERBILT

2021 STATS

.356	Keegan
40	Bradfield
51	Bradfield
13	Young
5	Thomas/Young
10	Young
37	Young
29	Bradfield
34	Bradfield
.462	Bradfield
.652	Keegan
69.0	Rocker
15	Maldonado/Murphy
0.72	Maldonado
10	Rocker
7	Murphy
106	Leiter

ABOUT VANDERBILT

- Alabama and Vanderbilt will meet for the 164th time in series history when the two teams square off on Friday evening at Hawkins Field. The Crimson Tide leads the all-time series, 95-65-3, including a 29-26-1 mark in Nashville.
- The two teams last met from April 19-21, 2019, in Tuscaloosa, with Vandy earning a series sweep. The Commodores took game one, 7-4, before clinching the series in game two with a 13-5 win. Vanderbilt then completed the sweep with a 2-0 win in the series finale.
- Vanderbilt claimed a 2-0-1 series win over UA in Alabama's last trip to Nashville from May 18-20, 2017. Vandy dominated on Thursday with an 18-1 win before the securing the series on Friday with a 13-1 win. The finale on Saturday afternoon finished in a tie, as rain delayed the game for two hours before it was eventually called.
- The Commodores finished the pandemic-shortened 2020 campaign at 13-5 overall. Vanderbilt was set to host Kentucky for a three-game series in Nashville to open SEC play when the season was officially canceled.
- Tim Corbin is in his 19th season at Vanderbilt in 2021 and owns a 785-369-1 record in Nashville along with an 891-507-1 career mark across his 24 total seasons as a collegiate head coach. Corbin is joined on his staff by associate head coach Scott Brown along with assistant coaches Mike Baxter and David Macias.
- Vanderbilt was selected to finish second in the East and second overall in the SEC in the league's preseason poll, as voted on by the conference's head coaches.

ALABAMA IN THE POLLS

	BA	CBN	D1	NCBWA	PG	USA Today
Preseason	25	27	--	30	--	RV
Feb. 22	22	23	--	26	--	RV
March 1	23	23	--	23	--	RV
March 8	24	24	--	22	--	23
March 15	22	24	--	19	--	24
March 22	23	24	--	22	--	24
March 29	--	--	--	RV	--	RV
April 5	--	--	--	RV	--	--
April 12	--	--	--	RV	--	--
April 19	--	--	--	RV	--	RV
April 26	--	--	--	RV	--	--
May 3	--	--	--	RV	--	RV
May 10	--	--	--	--	--	--
May 17	--	--	--	--	--	--
May 24	--	--	--	--	--	--

2021 SEC STANDINGS

EASTERN DIVISION

SCHOOL	OVERALL	SEC
Tennessee	34-11	14-7
Vanderbilt	32-10	14-7
Florida	31-13	13-8
South Carolina	26-15	11-10
Georgia	27-16	10-11
Kentucky	26-15	10-11
Missouri	12-29	5-16

WESTERN DIVISION

SCHOOL	OVERALL	SEC
Arkansas	34-8	15-6
Mississippi State	32-10	14-7
Ole Miss	32-12	13-8
Alabama	28-15	11-10
LSU	27-17	7-14
Auburn	19-21	5-16
Texas A&M	25-22	5-16

CRIMSON TIDE ON THE RADIO

Every game of the 2021 baseball season is available on commercial radio through the Crimson Tide Sports Network and will be broadcast on various stations locally in Tuscaloosa. The broadcast team of Chris Stewart and Roger Hoover provide the commentary throughout the season. Below is local listings for the broadcast stations.

ANNISTON	WHMA-FM 95.5
ASHLAND	WCKF-FM 100.7
BIRMINGHAM	WENN-FM 100.1
	WENN-AM 1320
	WBHJ-HD3 95.7-3
BREWTON	WKNU-FM 106.3
CENTRE	WEIS-FM 100.5
	WEIS-AM 990
CULLMAN	WFMH-AM 1340
DECATUR	WWTM-FM 94.3
	WWTM-AM 1400
FAYETTE	WLTX-FM 97.1
	WLTX-AM 990
FORT PAYNE	WPPA-AM 1400
GAUDSDEN	WAAK-AM 570
HALEYVILLE	WWWH-FM 92.7
	WWWH-AM 1230
HATTIESBURG (Miss.)	WFOR-FM 92.7
	WFOR-AM 1400
HUNTSVILLE	WZZN-FM 97.7
JACKSON (Ala.)	WHOD-FM 94.5
LINDEN	WINL-FM 98.5
MONROEVILLE	WMFC-FM 99.3
MONTGOMERY	WLVI-FM 106.3
	WLVI-AM 1440
	WXFX-HD3 95.1-3
	WLAQ-FM 96.9
ROME (Ga.)	WLAQ-AM 1400
RUSSELLVILLE	WGOL-FM 100.7
	WGOL-AM 920
SELMA	WXXX-FM 100.1
SYLACAUGA	WFEB-AM 1340
TALLASSEE	WTLS-FM 106.5
	WTLS-AM 1300
TUSCALOOSA	TIDE-FM 100.9
	WTUG-HD2 100.9
VERNON	WJEC-FM 106.5
WINFIELD	WKXM-FM 98.7
	WKXM-AM 1300

QUICK FACTS

UNIVERSITY

Location	Tuscaloosa, Ala.
Founded	April 12, 1831
Enrollment	37,842
Conference	Southeastern
Colors	Crimson and White
Nickname	Crimson Tide
President	Dr. Stuart Bell
Director of Athletics	Greg Byrne

FACULTY ATHLETICS

Representative	Dr. James King
Sport Administrator	Chris Besanceney
Venue (Capacity)	Sewell-Thomas Stadium (1,800)

COACHING STAFF

Head Coach	Brad Bohannon
Alma Mater	Berry College, 1998
Record at Alabama	101-71 (Fourth Season)
Assistant Coach	Jason Jackson (Fourth Season)
Assistant Coach	Jerry Zulli (Fourth Season)
Student Assistant Coach	Chandler Avant (First Season)
Student Assistant Coach	Kyle Cameron (First Season)
Director of Operations	Jack Hoehl
Strength and Conditioning	Brett Price
Athletic Trainer	Sean Stryker

TEAM INFORMATION

2020 Record	16-1
2020 SEC Record/Finish	N/A/T1 st West/T1 st Overall
2020 H/A/N Record	12-1/4-0/0-0
Letterwinners Returning/Lost	20/12
Starting Position Players Returning/Lost	6/3
Pitchers Returning/Lost	10/6
Newcomers	14

PROGRAM HISTORY

All-Time Record	2,685-1,672-25 (.616)
SEC Record	975-853-5 (.533)
SEC Tournament Record	49-43 (.533)
SEC Championships	14
SEC Divisional Championships	11
NCAA Tournament Appearances	24
CWS Appearances	5

ATHLETICS COMMUNICATIONS

Baseball Contact	Alex Thompson
Office	205-348-6084
Cell	440-666-7615
E-mail	athompson@ia.ua.edu
Fax	205-348-8841
Website	www.RollTide.com
Mailing Address	1201 Coliseum Drive Room 170 Tuscaloosa, AL 35487

HOW TO FOLLOW ALABAMA BASEBALL

Get all the latest information on the team by following @AlabamaBSB on Twitter and Instagram and on Facebook at Alabama Baseball. General athletic news can be found at UA_Athletics on Twitter and Instagram and AlabamaAthletics on Facebook.

ABOUT ALABAMA

- Alabama wrapped up the past week at a perfect 4-0. The Crimson Tide first defeated UAB, 9-3, at Regions Field in Birmingham before sweeping the Missouri Tigers this past weekend in Tuscaloosa.
- The bullpen played a key role in UA's success over the four-game stretch with six pitchers combining to throw 19.0 of the 36.0 total innings, or 52.8 percent of the innings, during that time. The relievers allowed just one run and only 12 hits while limiting opposing hitters to a .185 average. Alabama's relief arms also struck out 20 compared to just one walk on the way earning two wins and a save in each contest.
- Alabama's bats paired with the bullpen to keep the Tide in each of the four games. The offense combined for a .321 (43-134) average and recorded double-digit hits in three of the games, leading to 28 total runs. Five of the Tide's eight everyday starters batted above .350, led by **Drew Williamson** who finished at .467 (7-15) with a team-high three doubles and five runs to go with an RBI and three walks. Close behind was **Sam Praytor**, who batted .429 (6-14) with one double, a home run and a team-high tying four RBI in addition to one run, two walks and a hit-by-pitch.
- The Tide's complete team effort last Tuesday evening at Regions Field led to a 9-3 win over UAB. **Jake Eddington** picked up his first career win in a spot start after finding out he would get the nod just minutes before first pitch.
- Eddington came out and worked 3.0 innings of two-run baseball with four strikeouts. The right-hander then turned it over to the bullpen with the duo of **Eli Giles** and **Hunter Ruth** combining for the final 6.0 frames. Ruth earned the save with 3.0 scoreless that featured four strikeouts.
- Alabama's offense put together an equally impressive performance on Tuesday, posting nine runs on 12 hits with eight of the nine starters recording at least one base knock. Six of those hits were doubles, a new season-high total for UA.
- Despite falling behind early, Alabama battled for the eventual 11-8 comeback win over Missouri last Friday.
- Missouri jumped out front with four runs in the top of the first. The Tide countered with a pair in the home half, but the Tigers added one in the second and two in the third to maintain the lead. Alabama posted two runs in the bottom of the third but, once again, Missouri came back with a run of their own. That run would be the last one for the Tigers as UA went on to score seven unanswered runs, highlighted by a three-run sixth to put Alabama in front for good.
- The Crimson Tide bullpen took over in the fifth inning of game one and proceeded to blank the Missouri offense. **William Freeman** was first out, tossing 3.0 scoreless with three punchouts to pick up the win. Freeman was followed by the Tide's late-inning duo of **Landon Green** and **Chase Lee**, with each pitcher contributing 1.0 scoreless frame. Lee earned the save, working a 1-2-3 ninth with two punchouts.
- Alabama's offense on Friday was led by Praytor and **Peyton Wilson** who each recorded a three-hit night. Praytor finished 3-for-5 with a team-high three RBI and one run scored while adding his team-leading 12th homer of the season. Wilson went 3-for-4 and finished a triple short of the cycle. The sophomore also tallied a team-high three runs scored to go with two RBI and a walk.
- Dylan Smith** was dominant in his start last Saturday, leading Alabama to a 5-2 win. Smith has been impressive all season but was able to pick up his first win thanks to his best start to date. The right-hander worked a career-high tying 8.0 innings of two-run baseball, allowing just six hits and issuing zero walks while striking out a career-best 11 in the effort. Green followed, punching out two as part of a scoreless ninth for his second save.
- The Tide bats posted five runs in support of Smith. Alabama's offense was led by Williamson, **Jackson Tate** and **Jim Jarvis**. The 6-7 hole hitters in Williamson and Tate each contributed three hits, including one double apiece. Williamson finished a perfect 3-for-3 with a walk and two runs while Tate wrapped up his day 3-for-4 with an RBI and a stolen base. Jarvis finished 1-for-4 with a triple, one run and a team-high two RBI from the eight-hole.
- Alabama completed the comeback with a combined three runs across the seventh and eighth innings to down Missouri, 3-2, last Sunday afternoon.
- Missouri hopped out front first for a third straight day, scoring one run apiece in the first and second frames. Alabama was unable to get much of anything going until the Tide finally broke through for one in the seventh. UA then struck for two to take the lead in the eighth. Jarvis and Wilson each singled to start the inning, forcing a sacrifice bunt situation.
- William Hamiter** laid down the bunt, but the Tigers elected to throw to third with the ball going into left field to allow Jarvis to score and Wilson to move to third. **Zane Denton** then capitalized on the opportunity with a sacrifice fly to bring in Wilson and put UA in front, 3-2, the eventual final.
- The bullpen shined once again. The foursome of Ruth, Eddington, Freeman and Lee kept Mizzou scoreless across 7.0 innings, allowing just five hits and a walk while striking out six. Freeman picked up the win thanks to 2.0 hitless frames with two punchouts while Lee notched his sixth save of the season and second of the weekend.
- Alabama returned 20 letterwinners while losing 12 from the 2020 squad. The 2021 Crimson Tide welcomed back six positional starters and 10 total pitchers while hosting 14 redshirts or newcomers.

GROWING AS WE GO IN 2021 CONFERENCE PLAY

- Alabama entered SEC play at Arkansas with a 2021 roster that was lacking in experience against league opponents. The Crimson Tide had eight total pitchers and only three active position players that had seen time in an SEC matchup heading to Fayetteville.
- On the pitching side, the Tide featured just one league win entering SEC Opening Weekend, which came from Hunter Ruth while at Florida. Ruth came out with the win against the Crimson Tide on March 31, 2019.
- Positionally, Alabama was without one of its most experienced players in T.J. Reeves, who suffered an injury that kept him off the field in Fayetteville. Additionally, veteran catcher Sam Praytor had not seen SEC action since his freshman season in 2018 due to a season-ending injury in 2019 and the cancellation of league play in 2020.
- A young roster, the 2021 Tide group is made up of 10 true freshmen and eight COVID freshmen. In addition to the 18, Davis Heller, Will Patota and Jackson Tate (JUCO) along with Landon Green (injury) had never played in an SEC game.

FILLING UP THE ZONE CONSISTENTLY

- Alabama's pitchers have kept the ball around the strike zone on a consistent basis this season.
- The Tide arms have totaled 400 strikeouts compared to 131 walks for a 3.05 strikeout-to-walk ratio. Alabama's 3.05 mark is good for fifth in the SEC and ranks 20th nationally.
- Alabama's 400 strikeouts are 25th in the country and rank 10th in the conference.
- The 131 walks allowed rank in the top 20 nationally among teams that have played at least 40 games and come out to 3.07 walks allowed per nine innings. Alabama's 3.07 mark is the third-lowest in the SEC and ranks 18th in Division I.
- UA's pitchers have also allowed 371 hits across their 384.0 innings of work for a 1.31 WHIP (walks + hits / innings pitched). That number is the ninth-lowest among conference teams and ranks in the top-50 nationally.

CALL IN THE REINFORCEMENTS ON THE WEEKENDS

- Alabama's 2021 starting rotation against McNeese on Opening Weekend featured Connor Prielipp, Antoine Jean and Dylan Smith in consecutive order.
- Since that first series, the Tide has only received 1.0 inning of work from Prielipp. The preseason All-America candidate was sidelined for nearly two months with a medical condition prior to making a start against Auburn on April 17. Prielipp has not pitched since his 1.0 frame against the Tigers.
- Antoine Jean tossed 23.2 innings prior to his extended absence, including the Sunday start at Arkansas on March 21. Since that outing in Fayetteville, Jean has contributed just 2.2 innings overall.
- Dylan Smith is the only Crimson Tide pitcher to make a start in each of the Tide's 11 weekends.
- In the absence of Prielipp, Tyler Ras has filled in admirably in series openers. Originally slated for a long-reliever role, Ras holds a 6-1 record with a 4.15 ERA (26 ER/56.1 IP) across his 10 starts heading into the Vanderbilt series.
- Due to the missing innings from Prielipp and Jean each of the last six SEC weekends since Arkansas, Alabama has been forced to call on 12 different relief arms for a combined 77.0 of the 159.0 innings in those games. Essentially 48.4 percent of UA's innings pitched against SEC opponents the last six weekends have come from the bullpen.
- Of those 77.0 frames, 11.0 have come from true freshmen and 16.2 from Landon Green, who had never pitched in league play prior to the 2021 campaign.

RELYING ON RASSY

- Alabama's Tyler Ras has impressed as a starter during his junior campaign. Ras was originally slated for a long-relief role in 2021 but was called on to start on Fridays in the absence of Connor Prielipp following Opening Weekend.
- Since taking on that starter role against Wright State, Ras has provided the Crimson Tide with a reliable option in every series opener.
- Ras leads all Alabama starters in wins and holds a 6-1 record while maintaining a 4.15 ERA (26 ER/56.1 IP) heading into the weekend with Vanderbilt. He has also punched out 38 and limited opposing hitters to a .249 average.
- The right-hander has tossed 5.0 or more innings in all but two starts and allowed three or less runs in six of his 10 starts, including five with one or zero runs allowed. Those impressive numbers have led to Ras posting six quality starts.
- He has also kept the ball around the strike zone, issuing two or fewer walks in nine of his 10 starts including two outings in which he did not issue a free pass.
- Ras' has worked his way onto the SEC and national rankings. He is currently tied for sixth in the league and 36th nationally with six wins, including four against SEC opponents to tie for fourth. He is also tied for eighth with Dylan Smith for innings pitched against league competition with 39.1 so far.

IT'S THE 'REAL DEAL', BABY

- Junior starter Dylan Smith has lived up to his nickname this season. Known by his teammates as 'Da Real Deal', Smith has excelled in his weekend starter role and become the Crimson Tide's ace in 2021.
- Smith has totaled a team-high 64.2 innings through 11 starts, tossing 5.0-plus innings in six of those outings. One of the starts he did not reach the 5.0 innings mark was his first of the season when Smith was on a pitch count.
- The right-hander is also the Tide's leader in strikeouts with 86. He has punched out five or more batters in every start, including a team-high 11 against Missouri on May 1 to go with a pair of 10-strikeout performances. His 86 strikeouts are good for fourth in the SEC and 15th nationally.
- Smith has allowed five or less hits in six starts and walked more than one batter in only three outings. Four of his starts have finished with no walks issued, as well.

HARD TO SCORE ON CHASE

- Junior reliever Chase Lee has been tough to score on this season. He has allowed just four runs across his 27.0 innings of work and team-high 16 total appearances.
- Lee has worked 2.0 or more frames on six occasions and struck out at least two batters 13 times. He has accumulated six saves and a team-high tying six wins. The six wins apiece from him and Tyler Ras are the most by any Tide pitcher since 2019. Lee's six saves are tied for third in SEC, while his five against league opponents tie for second.
- Lee's dominance carried over from a season ago. With his final two outings of 2020 included, the Tide closer made 13 straight scoreless appearances from March 3 through this year's April 17 game vs. Auburn when he allowed his first run.
- He began the 2021 season by working 11 straight outings and 20.1 innings without allowing a run.
- The right-hander also accumulated 27.0 consecutive scoreless innings prior to allowing the one run against the Tigers.

STOPPER OF THE YEAR MIDSEASON WATCH LIST HONORS FOR LEE

- Chase Lee was selected to the NCBWA Stopper of the Year Midseason Watch List, the organization announced on Wednesday, April 28.
- Lee is one of 65 pitchers selected to the midseason list for the award that is presented annually to the nation's top relief pitcher.
- Finalists for the Stopper of the Year will be named on Wednesday, June 9 with the winner being selected on Saturday, June 19 at the 2021 College World Series.

HOW BIG IS THE JOE?

320' to left field
360' to the alleys
390' to center field
320' to right field

SEWELL-THOMAS SELLOUT TRACKER

(NO) DATE	ATTENDANCE	OPPONENT
1. February 19, 2016*	5,867	Maryland
2. February 20, 2016	6,449	Maryland
3. March 25, 2016	5,867	Tennessee
4. April 15, 2016	5,950	Ole Miss
5. April 16, 2016	6,385	Ole Miss
6. April 17, 2016	6,354	Ole Miss
7. April 30, 2016	6,644	Mississippi State (DH)
8. May 7, 2016	6,324	Auburn
9. May 8, 2016	5,991	Auburn
10. March 3, 2017	5,867	ULM
11. April 29, 2017	4,918	LSU
12. April 20, 2018*	5,593	Auburn
13. April 21, 2018	6,051	Auburn (DH)
14. May 5, 2018	4,631	Mississippi State
15. May 6, 2018	4,637	Mississippi State
16. February 20, 2021^	1,764	McNeese
17. February 21, 2021^	1,764	McNeese
18. February 27, 2021^	1,764	Wright State (DH)
19. March 9, 2021^	1,764	South Alabama
20. March 10, 2021^	1,764	Jacksonville State
21. March 12, 2021^	1,764	Stetson
21. March 13, 2021^	1,764	Stetson
22. March 14, 2021^	1,764	Stetson
23. March 23, 2021^	1,764	Southern Miss
24. March 26, 2021^	1,764	Ole Miss (DH)
25. March 27, 2021^	1,764	Ole Miss
26. April 2, 2021^	1,764	Tennessee
27. April 3, 2021^	1,764	Tennessee
28. April 4, 2021^	1,764	Tennessee
29. April 7, 2021^	1,764	ULM
30. April 13, 2021^	1,764	Samford
31. April 16, 2021^	2,630	Auburn
32. April 17, 2021^	2,630	Auburn

* - postgame fireworks show | ^ - limited capacity due to social distancing

PRESEASON & WATCH LIST HONORS

Owen Diodati

Third Team All-American (NCBWA)

Second Team All-SEC - Outfielder

Brock Guffey

Stopper of the Year Preseason Watch List

Chase Lee

Stopper of the Year Preseason Watch List

Sam Praytor

Buster Posey Award Preseason Watch List

Third Team All-American (Collegiate Baseball News)

Connor Prielipp

Golden Spikes Award Preseason Watch List

First Team All-American (Collegiate Baseball News)

First Team All-American (D1Baseball.com)

First Team All-American (NCBWA)

First Team All-American (Perfect Game USA)

First Team All-SEC - Starting Pitcher

2021 HOME RUN TRACKER [55 HRS]

PLAYER (NO.)	INN	COUNT	RBI	LOC	OPP. (DATE)
Praytor (1)	3rd	0-0	2	LF	McNeese (2/19)
Wilson (1)	5th	3-2	1	LF	McNeese (2/19)
Diodati (1)	8th	2-0	2	CF	McNeese (2/20)
Denton (1)	9th	1-2	1	RF	McNeese (2/20)
Williamson (1)	4th	1-1	1	RF	McNeese (2/21)
Denton (2)	5th	0-0	2	LF	McNeese (2/21)
Diodati (2)	6th	3-1	4	LF	McNeese (2/21)
Wilson (2)	1st	3-2	1	LF	at JSU (2/23)
Praytor (2)	5th	1-2	2	LF	at JSU (2/23)
Wilson (3)	1st	1-0	1	CF	Wright St. (2/26)
Denton (3)	4th	3-1	1	LF	Wright St. (2/26)
Reeves (1)	4th	1-1	1	LF	Wright St. (2/26)
Wilson (4)	1st	1-0	1	LF	Troy (3/3)
Praytor (3)	3rd	3-2	2	LCF	Troy (3/3)
Denton (4)	3rd	2-2	1	LF	Troy (3/3)
Wilson (5)	3rd	0-1	1	LF	at Charleston (3/5)
Rose (1)	7th	1-1	1	LF	at Charleston (3/5)
Diodati (3)	3rd	3-1	4	RCF	at Charleston (3/7)
Diodati (4)	9th	0-1	4	RF	USA (3/9)
Denton (5)	9th	0-0	2	RCF	Stetson (3/12)
Denton (6)	2nd	0-2	1	LF	Stetson (3/13)
Diodati (5)	2nd	0-0	2	RF	at Arkansas (3/19)
Rose (2)	7th	2-0	1	LCF	at Arkansas (3/19)
Pinkney (1)	8th	2-2	2	RF	at Arkansas (3/19)
Tate (1)	9th	0-0	1	RCF	at Arkansas (3/19)
Praytor (4)	9th	3-2	1	LF	at Arkansas (3/21)
Diodati (6)	3rd	0-0	1	RF	Ole Miss-1 (3/26)
Praytor (5)	3rd	0-0	1	RF	Ole Miss-1 (3/26)
Williamson (2)	6th	0-0	1	RF	Ole Miss-1 (3/26)
Wilson (6)	9th	1-2	3	RCF	Ole Miss-1 (3/26)
Reeves (2)	8th	3-2	2	LF	Ole Miss (3/27)
Wilson (7)	9th	2-2	1	RF	Ole Miss (3/27)
Praytor (6)	5th	1-2	2	RCF	Tennessee (4/2)
Williamson (3)	8th	1-1	1	RF	Tennessee (4/2)
Hamiter (1)	4th	0-0	1	RF	Tennessee (4/3)
Wilson (8)	1st	0-1	1	LF	Tennessee (4/4)
Diodati (7)	4th	1-1	1	RF	Tennessee (4/4)
Praytor (7)	8th	1-1	2	LF	Tennessee (4/4)
Diodati (8)	7th	1-0	3	RF	at TAMU (4/11)
Tate (2)	4th	1-1	2	LF	Samford (4/13)
Praytor (8)	6th	1-0	1	LCF	Samford (4/13)
Rose (3)	6th	0-0	2	LCF	Samford (4/13)
Williamson (4)	2nd	0-2	2	LF	Auburn (4/15)
Denton (7)	5th	1-0	1	LF	Auburn (4/15)
Praytor (9)	8th	0-0	1	LF	Auburn (4/15)
Diodati (9)	3rd	1-2	2	RCF	Auburn (4/17)
Hamiter (2)	7th	2-1	2	CF	Auburn (4/17)
Praytor (10)	7th	0-0	1	LF	Auburn (4/17)
Praytor (11)	1st	1-1	2	LF	UNA (4/20)
Diodati (10)	6th	0-0	2	RF	at Kentucky-1 (4/25)
Rose (4)	4th	0-0	1	LF	at UAB (4/27)
Wilson (9)	1st	0-0	1	CF	Missouri (4/30)
Denton (8)	1st	3-2	1	RF	Missouri (4/30)
Praytor (12)	3rd	0-1	2	LF	Missouri (4/30)
Hamiter (3)	3rd	0-0	1	RCF	Missouri (5/1)

BY INNING

1st.....	7
2nd.....	3
3rd.....	10
4th.....	7
5th.....	5
6th.....	5
7th.....	5
8th.....	6
9th.....	7
Extras.....	0

BY COUNT

0-0.....	16
0-1.....	4
0-2.....	2
1-0.....	5
1-1.....	8
1-2.....	5
2-0.....	2
2-1.....	1
2-2.....	3
3-0.....	0
3-1.....	3
3-2.....	6

BY RBI

1.....	31
2.....	19
3.....	2
4.....	3

RUNS EARLY AND LATE WITH A MID-GAME LULL

- Alabama's offense has turned it on early and found a way to win late, but the middle innings of a game have often proved to be a deciding factor in the outcome of many games this season.
- The Crimson Tide has scored 101 runs from innings 1-3 to go with 102 from the seventh into extras. The middle three innings from the 4th through the 6th have seen the Tide score just 80 total runs.
- Alabama's opponents are scoring their most runs in the 4th-6th inning range, posting a total of 81 in those three frames. The Tide pitchers have held the opposition to 62 runs in the first through third and 57 from the seventh onward.
- UA holds a 13-4 mark when scoring first and is 19-4 with a lead after six innings of play. For comparison, Alabama is 15-11 when the opponent scores first and just 6-11 when trailing after six.

IT'S BOMB TIME

- Alabama's offense has flexed its' muscle during the 2021 season, producing two-or-more home runs in 16 of 43 games and at least one home run in 27 games overall. That power surge has pushed UA's home run total to 55.
- The Crimson Tide has mashed two home runs in a game on six occasions while posting three-homer efforts in eight contests, and a season-best four home runs against top-ranked Arkansas on March 19 and then one week later against No. 3 Ole Miss. UA has also hit one home run in 11 separate contests.
- Alabama is 20-7 in games in which it has homered, including an impressive 13-3 mark in the games with two-plus homers. For contrast, UA is 8-8 in matchups without a roundtripper.
- The Crimson Tide bats have continued their power surge against conference opponents. UA has homered in 13 of 21 SEC pairings, totaling 29 home runs across those 13 matchups.
- Alabama's home run total is currently sixth in SEC and 16th nationally while UA's 1.28 home runs per game rank eighth in the league and 34th in the country.
- The Tide's 1.28 home runs per game average in 2021 puts UA on-pace for 72 homers by the end of the regular season schedule (56 games). That total would be the most by any UA roster in the BBCOR era and would be close to entering the program's top-10 ranks for homers in a season.
- The Tide bats started off the 2021 season by combining for seven home runs across Opening Weekend, the most in a season-opening series since 2007. That impressive start paired with two bombs at Jacksonville State saw the Tide record multiple homers across the first four games. The stretch marked the first time a Crimson Tide offense has posted two-plus homers in four straight games since 2013.

DIO'S GRAND SLAMS

- Sophomore Owen Diodati has recorded three grand slams so far this season.
- Diodati's grand slam total ties for the second-most in a single season in program history since grand slams were recorded at UA (since 1983). He has already matched Doug Duke (1986), Roberto Vaz (1997) and Beau Heard (2003), who all totaled three over a full season. Duke's squad played in 63 games while Vaz and the 1997 team made it to the College World Series, playing in 70 total contests. Heard and the 2003 group took part in 62 games.
- Mike Pitisci's six grand slams is the Alabama and NCAA single-season record, which he accomplished in 1984. The six grand slams also serve as the Crimson Tide's all-time career mark.
- Diodati's three grand slams are the most by any Crimson Tide player in the BBCOR era (since 2011) for a single season or a career. Only Austen Smith has recorded multiple grand slams in the same season with two in 2011, while Smith (2011), Kenny Roberts (2012-13), Casey Hughston (2014-15), Chandler Avant (2017-18) and Hunter Alexander (2017-18) have posted two for their careers during the new era of bats.
- Two of Diodati's grand slams came in back-to-back contests, first at College of Charleston on March 7 followed by a second in the Tide's next game against South Alabama on March 9. Diodati is the only player in program history to record a grand slam in back-to-back games.
- Entering the Vanderbilt series, Diodati is 5-for-7 with the bases loaded - three of those times resulting in a grand slam.

PEYTON'S TURNING IT ON IN SEC PLAY

- Peyton Wilson has excelled during his first go-around in SEC play this season.
- Wilson is batting a team-high .370 and leads the Crimson Tide in hits (34), doubles (8), total bases (54), runs (18) and stolen bases (5-7) along with on-base (.404) percentage.
- In addition to his stellar play on offense, Wilson is fielding a perfect 1.000 across his 86 chances. He has notched 37 putouts and 49 assists while helping to turn 16 double plays from his second base spot.
- Below is a look at where Wilson ranks in SEC play.

Peyton Wilson vs. SEC Opponents

Rank	Category	Total
1st	Hits	34
T1st	Fielding Percentage	1.000
T2nd	Doubles	8
T4th	Double Plays Turned	16
T5th	Total Bases	54
6th	Batting Average	.370
T6th	Stolen Bases	5
7th	Assists	49
13th	Slugging Percentage	.587
15th	On-Base Percentage	.404

ALABAMA HEAD COACH BRAD BOHANNON



PREVIOUS COACHING EXPERIENCE

Wake Forest	Assistant Coach (2001-02)
Kentucky Wildcats	Assistant Coach (2004-05)
	Asst. Coach/Recruiting Coord. (2005-15)
Auburn Tigers	Assistant Coach (2016-17)

YEAR-BY-YEAR RECORD

UNIVERSITY OF ALABAMA (101-71, .587)

Year	Overall	Conf.	Notes
2018	27-29	8-22	First-Year Head Coach
2019	30-26	7-23	
2020	16-1	N/A	
2021	28-15	11-10	

TOTAL: 101-71 (.587) || 26-55 (.321) SEC

BOHANNON'S

TOP-RANKED RECRUITING CLASSES

Since 2008, all but one of Bohannon's recruiting classes have been ranked in the top-25 by Perfect Game USA.

2008	- #4 (at Kentucky)
2009	- #6 (at Kentucky)
2010	- #16 (at Kentucky)
2011	- #25 (at Kentucky)
2012	- #11 (at Kentucky)
2013	- #25 (at Kentucky)
2014	- #16 (at Kentucky)
2015	- #9 (at Auburn)
2016	- #9 (at Auburn)
2017	- #6 (for Auburn)
2018	- #23 (at Alabama)
2019	- #13 (at Alabama)

• Brad Bohannon was hired as Alabama's 32nd head baseball coach on June 1, 2017, and formally introduced at The University of Alabama on Monday, June 5.

• Known for his recruiting prowess, Bohannon has started to stock the Crimson Tide with top recruits and welcomed a second consecutive top-10 class to campus in the Fall of 2019. The crop of Crimson Tide players (now sophomores) were rated as a top-19 or better class by all major recruiting outlets, peaking as the nation's No. 7 class (Collegiate Baseball News).

• Since 2008, all but one of Bohannon's recruiting classes have been ranked in the top-25 by Perfect Game USA among other outlets. His first recruiting class at Alabama, the Crimson Tide's current juniors, was ranked No. 23 by Perfect Game USA, No. 15 by Baseball America and as high as No. 10 by Collegiate Baseball News. Last season's group, the 2019 class, earned a No. 19 rating by D1Baseball.com and PG USA while also being tabbed as the No. 15 class by BA and No. 7 group from CBN.

• UA's 2019 class, highlighted by Owen Diiodati, Antoine Jean and Connor Prielipp, all made significant contributions to the 2020 team going 16-1 before a global pandemic ended the season early. The trio helped Alabama enter SEC play ranked for the first time since 2010 and finish the year at No. 18 by CBN along with a No. 21 ranking in both the NCBWA and the USA Today Coaches polls.

• The 2018 class played a key role in helping Alabama finish 30-26 overall in 2019. The Crimson Tide's record was highlighted by a 23-3 mark in non-conference pairings and included a 13-1 record in midweek matchups along with a 14-3 record against schools from the state of Alabama. The 23 wins against non-conference opponents were the most by a Crimson Tide team since 2010 and the .885 winning percentage was UA's highest since 2002 when the team finished at 24-2 (.923) during the regular season.

• Bohannon immediately made his mark on the Alabama program in 2018. His first season saw the Crimson Tide get off to a perfect 9-0 start, with Bohannon matching Wallace Wade (1924) for the second-best start to an Alabama head coaching career.

• Under his direction in 2018, Alabama improved its win total by eight from the previous season, including three more victories in SEC play, to finish 27-29 overall and 8-22 in SEC action. The 27 wins were highlighted by six victories over top-25 teams, including a series win over then-No. 7 Kentucky.

• Bohannon came to Tuscaloosa with 14 years of Southeastern Conference coaching experience after having served as an assistant at Kentucky from 2004-15 and Auburn from 2016-17. He played a pivotal role in turnivcxfsdgdth Kentucky and Auburn within three years on the job. The Wildcats became the first team in SEC history to go from worst to first in only one season, winning 44 games and the program's first SEC title in 2006, while the Tigers won 12 more games in 2017 than in 2016 and advanced to the NCAA Tournament.

• While at Kentucky, Bohannon served under two SEC Coach of the Year winners in John Cohen and Gary Henderson. Along with winning the school's only league title, Bohannon was a part of a trio of record-breaking win seasons, capped off by the 2012 team that won 45 games to set the UK program mark.

• A combined 69 Wildcat student-athletes were chosen in the Major League Baseball Draft or signed as a free agent during Bohannon's tenure as recruiting coordinator. He was responsible for signing 13 Kentucky Wildcat student-athletes that went on to play in the Major Leagues, including 2014 Golden Spikes Award winner A.J. Reed.

• Prior to his time at UK, Bohannon worked for two seasons as Wake Forest where the Demon Deacons advanced to the NCAA Tournament twice and captured the ACC title in 2001.

• Bohannon earned an undergraduate degree from Berry College in 1998 and then graduated with a master's from Wake Forest in 2002. He began his collegiate career playing at Vanderbilt and Georgia Tech before ending up at Berry.

• A native of Rome, Ga., Bohannon is married to the former Kim Traylor.

BOHANNON VS. OPPONENTS [HEAD COACHING CAREER]

OPPONENT	RECORD	OPPONENT	RECORD	CATEGORY	RECORD
Alabama A&M	2-0	SAMFORD	4-1	Home	73-37
Alabama State	2-0	SOUTH ALABAMA	5-0	Road	27-33
Alcorn State	1-0	South Carolina	2-1	Neutral	1-1
ARKANSAS	2-7	South Dakota State	1-0	Day	53-36
AUBURN	4-7	SOUTHERN MISS	1-1	Night	48-35
Ball State	2-1	STETSON	2-1	vs. Top-25 Teams	13-41
COLLEGE OF CHARLESTON	2-1	TENNESSEE	1-5	In February	34-3
Florida	0-3	UT-MARTIN	1-1	In March	35-26
Georgia	1-5	TEXAS A&M	4-5	In April	22-29
Harvard	3-0	TROY	3-1	In May	10-13
JACKSONVILLE STATE	5-1	UAB	5-1	In June	0-0
KENTUCKY	3-3	ULM	0-1		
Lipscomb	2-1	UNLV	3-0		
LSU	2-4	Valparaiso	3-0		
Maine	1-0	VANDERBILT	0-3		
MCNEESE STATE	3-0	Washington State	3-0		
Middle Tennessee	3-0	WRIGHT STATE	3-0		
OLE MISS	2-7				
MISSISSIPPI STATE	1-5				
MISSOURI	5-1				
New Mexico State	2-1				
Northeastern	3-0				
NORTH ALABAMA	3-0				
Northern Kentucky	3-0				
Oklahoma	1-2				
Presbyterian	2-1				

BOLD indicates 2021 opponent

2021 ROSTER

PITCHERS

NO.	NAME	POS.	B-T	HT.	WT.	CL.	HOMETOWN (PREVIOUS SCHOOL)
4	Connor Prielipp	LHP	L-L	6-3	205	So.	Tomah, Wis. (Tomah)
5	Tyler Ras	RHP	S-R	6-4	205	Jr.	Middletown, N.J. (Middletown North)
9	Brayden Rowe	RHP	R-R	6-0	190	Fr.	Warrior, Ala. (Corner)
14	Antoine Jean	LHP	R-L	6-1	180	So.	Montreal, Quebec (École Édouard-Montpetit)
20	Logan Morris	RHP	R-R	6-2	200	Fr.	Madison, Ala. (James Clemens)
23	Dylan Ray	RHP/INF	S-R	6-3	225	Fr.	New Market, Ala. (Bob Jones)
25	Dylan Smith	RHP	R-R	6-2	180	Jr.	Stafford, Texas (Stafford)
26	Grayson Hitt	LHP	R-L	6-3	195	Fr.	Germantown, Tenn. (Houston)
27	Chase Lee	RHP	R-R	6-0	170	Jr.	McCalla, Ala. (McAdory)
28	Eli Giles	RHP	R-R	5-10	180	Fr.	Mobile, Ala. (Faith Academy)
29	Connor Shamblyn	RHP	R-R	6-1	195	Jr.	Lakeland, Tenn. (Briarcrest Christian)
30	William Freeman	RHP	R-R	6-1	225	R-Sr.	Semmes, Ala. (Jones County J.C./Faith Academy)
34	Jacob McNairy	RHP	R-R	6-2	200	Jr.	Athens, Ala. (Athens)
35	Jake Eddington	RHP	R-R	6-2	195	Fr.	Doniphan, Mo. (Doniphan)
37	Hunter Ruth	RHP	R-R	6-2	195	R-Jr.	Gainesville, Fla. (Palm Beach State C.C./Florida/Buchholz)
40	Brock Guffey	LHP	S-L	6-1	180	Sr.	Hoover, Ala. (Hoover)
48	Landon Green	RHP	R-R	6-1	200	R-So.	Helena, Ala. (Helena)

CATCHERS

NO.	NAME	POS.	B-T	HT.	WT.	CL.	HOMETOWN (PREVIOUS SCHOOL)
12	Johnny Hawk	C	R-R	5-9	190	R-Sr.	McClelland, Iowa (Iowa Western C.C./Creighton Prep)
19	Sam Praytor	C	R-R	5-10	200	R-Jr.	Helena, Ala. (Helena)
24	Grant Knipp	C	R-R	6-2	210	Fr.	Louisville, Ky. (Louisville Male)

INFIELDERS

NO.	NAME	POS.	B-T	HT.	WT.	CL.	HOMETOWN (PREVIOUS SCHOOL)
7	Caden Rose	INF/OF	R-R	5-10	175	Fr.	Madison, Ala. (Bob Jones)
8	Peyton Wilson	UTL	S-R	5-9	180	So.	Hoover, Ala. (Hoover)
10	Jim Jarvis	INF	L-R	5-10	185	So.	San Diego, Calif. (Clairemont)
13	Bryce Eblin	INF	L-R	5-11	175	Fr.	Greenwood, Ind. (Center Grove)
18	Drew Williamson	INF	L-R	6-4	230	Jr.	Brewton, Ala. (T.R. Miller)
31	Will Portera	INF	S-R	5-10	190	Fr.	Memphis, Tenn. (Memphis University School)
42	Davis Heller	INF/RHP	R-R	6-8	240	So.	Gilbert, Ariz. (South Mountain C.C./Mesquite)
44	Zane Denton	INF	S-R	6-0	200	So.	Brentwood, Tenn. (Ravenwood)

OUTFIELDERS

NO.	NAME	POS.	B-T	HT.	WT.	CL.	HOMETOWN (PREVIOUS SCHOOL)
1	Jackson Tate	OF	R-R	6-0	210	Sr.	Montgomery, Ala. (Lawson State C.C./Park Crossing)
11	William Hamiter	OF/INF	L-R	5-11	190	So.	Tuscaloosa, Ala. (Northridge)
16	Owen Diodati	OF	L-R	6-3	210	So.	Niagara Falls, Ontario (A.N. Myer)
21	Andrew Pinckney	OF	R-R	6-3	205	R-Fr.	Peachtree City, Ga. (McIntosh)
22	T.J. Reeves	OF	R-R	5-10	205	Jr.	Birmingham, Ala. (Hueytown)
32	Will Patota	OF	L-R	6-3	235	Jr.	Suwanee, Ga. (Southern Union C.C./Pinecrest Academy)

COACHES AND STAFF

6	Brad Bohannon	Head Coach/Fourth Year
15	Jason Jackson	Assistant Coach/Pitching Coach/Fourth Year
3	Jerry Zulli	Assistant Coach/Hitting Coach/Fourth Year
50	Chandler Avant	Student Assistant Coach/First Year
33	Kyle Cameron	Student Assistant Coach/First Year
	Jack Hoehl	Director of Baseball Operations/Fourth Year
	Brett Price	Strength & Conditioning/Third Year
	Sean Stryker	Athletic Trainer/Fourth Year
	Amanda Branson	Nutrition/Third Year
	Brett McCracken	Data Analyst/Second Year
	Jenny Sanders	Academics/Eighth Year
	Junior Walden	Equipment/13th Year
	Chris Besanceney	Baseball Administrator
	Dr. Jeff Laubenthal	Team Physician
	Cody Bauer, Trace Beasley, Connor Farrell, Drew Guffey, Ethan Haines, Peyton Mohler, Austin Randolph, Josh Voss	Student Managers

NUMERICAL

1	Jackson Tate, OF
3	Jerry Zulli, ASSISTANT COACH
4	Connor Prielipp, LHP
5	Tyler Ras, RHP
6	Brad Bohannon, HEAD COACH
7	Caden Rose, INF/OF
8	Peyton Wilson, UTL
9	Brayden Rowe, RHP
10	Jim Jarvis, INF
11	William Hamiter, OF/INF
12	Johnny Hawk, C
13	Bryce Eblin, INF
14	Antoine Jean, LHP
15	Jason Jackson, ASSISTANT COACH
16	Owen Diodati, OF
18	Drew Williamson, INF
19	Sam Praytor, C
20	Logan Morris, RHP
21	Andrew Pinckney, OF
22	T.J. Reeves, OF
23	Dylan Ray, RHP/INF
24	Grant Knipp, C
25	Dylan Smith, RHP
26	Grayson Hitt, LHP
27	Chase Lee, RHP
28	Eli Giles, RHP
29	Connor Shamblyn, RHP
30	William Freeman, RHP
31	Will Portera, INF
32	Will Patota, OF
33	Kyle Cameron, STUDENT COACH
34	Jacob McNairy, RHP
35	Jake Eddington, RHP
37	Hunter Ruth, RHP
40	Brock Guffey, LHP
42	Davis Heller, INF/RHP
44	Zane Denton, INF
48	Landon Green, RHP
50	Chandler Avant, STUDENT COACH

PRONUNCIATION GUIDE

Owen DIODATI	DEE-oh-dot-EE
Antoine JEAN	JHAWN
Grant KNIPP	NIP
Will PATOTA	puh-TOE-tuh
Andrew PINCKNEY	PINK-knee
Connor PRIELIPP	PRE-lip
Tyler RAS	ROSS

Chandler AVANT	A-vant
Jack HOEHL	HAIL
Jerry ZULLI	ZOO-lee

STATE/COUNTRY BREAKDOWN

Alabama	16
Tennessee	4
Georgia	2
Arizona	1
California	1
Florida	1
Indiana	1
Iowa	1
Kentucky	1
Missouri	1
New Jersey	1
Texas	1
Wisconsin	1
Canada	2

PITCHING GAME-BY-GAME AND CAREER STATS

#4 CONNOR PRIELIPP, LHP - SO.

- Did not allow a run across the first 26.2 innings of his career spanning his first two seasons of collegiate baseball
- Made the season-opening start and was out with a medical issue until April 17 against Auburn
- Returned from a two-month hiatus to make the Saturday start against Auburn on April 17, allowing one run on a hit and a walk with one strikeout in his 1.0 inning of work
- Tossed 5.0 scoreless frames against McNeese, allowing four hits while striking out eight
- Picked up Golden Spikes Award Preseason Watch List recognition from USA Baseball
- Selected as a Preseason First Team All-American by Collegiate Baseball News, D1Baseball.com, the NCBWA and Perfect Game USA entering his sophomore season
- Named to the All-SEC First Team as a starting pitcher
- Listed as the No. 4 pitcher on Baseball America's College Top 150 list for 2021
- Earned First Team All-America honors from CBN following the 2020 pandemic-shortened season
- Tabbed to CBN's Freshman All-America roster and named one of the outlet's four National Freshman of the Year honorees
- Selected as PG USA's "Impact Freshman of the Year" in 2020
- Named D1Baseball.com's "Top Freshman Pitcher" at season's end

2021 SEASON TOTALS

OPPONENT	ERA	W-L-S	G/GS	IP	H	R	ER	BB	SO	HR	NP
(2/19) McNeese	0.00	1-0-0	1/1	5.0	4	0	0	0	8	0	74
(4/17) Auburn	1.50	0-0-0	1/1	1.0	1	1	1	1	1	0	25
TOTALS	1.50	1-0-0	2/2	6.0	5	1	1	1	9	0	--

2020 SEASON TOTALS

OPPONENT	ERA	W-L-S	G/GS	IP	H	R	ER	BB	SO	HR	NP
(2/14) Northeastern	0.00	1-0-0	1/1	4.0	1	0	0	4	7	0	68
(2/21) at UNLV-1	0.00	1-0-0	1/1	5.0	0	0	0	1	8	0	64
(2/28) Harvard	0.00	1-0-0	1/1	6.0	2	0	0	1	9	0	78
(3/6) Lipscomb	0.00	0-0-0	1/1	6.0	2	0	0	0	11	0	75
TOTALS	0.00	3-0-0	4/4	21.0	5	0	0	6	35	0	--

CAREER TOTALS

YEAR	ERA	W-L	APP/GS	SV	IP	H	R	ER	BB	SO	B/AVG
2020	0.00	3-0	4/4	0	21.0	5	0	0	6	35	.077
2021	0.00	1-0	2/2	0	6.0	5	1	1	1	9	.217
TOTALS	0.33	4-0	6/6	0	27.0	10	1	1	7	44	.114

SEC CAREER TOTALS

YEAR	ERA	W-L	APP/GS	SV	IP	H	R	ER	BB	SO	B/AVG
2020	--	--	--	--	--	--	--	--	--	--	--
2021	9.00	0-0	1/1	0	1.0	1	1	1	1	1	.250
TOTALS	9.00	0-0	1/1	0	1.0	1	1	1	1	1	.250

#5 TYLER RAS, RHP - JR.

- Stepped into the Friday starter role in the absence of Connor Prielipp and has excelled
- Been impressive this season as a starter, maintaining a 6-1 record with a 4.15 ERA (26 ER/56.1 IP)
- Tied for sixth in the SEC and 36th nationally with six wins this season
- In a tie for fourth for wins in SEC play with four so far
- Tied for eighth in innings pitched against league competition at 39.1
- Tossed 4.0 innings against Missouri on April 30, allowing eight runs on 11 hits and a walk with two strikeouts
- Dominated in Lexington, tossing 7.0 innings of one-run baseball while striking out six and issuing no walks to pick up the win against Kentucky on April 23
- Did not factor into the decision against Auburn on April 15, working 4.0 frames and allowing six runs on eight hits with a walk and two strikeouts
- Earned his fifth win of the season thanks to a career-long 7.1 innings of three-run baseball that featured four strikeouts at Texas A&M on April 9
- Picked up the win in the matchup with Tennessee on April 2, allowing four runs on seven hits and a walk with three punchouts across his career-high 98 pitches
- Handed the no-decision vs. Ole Miss after 6.0 innings of one-run baseball that featured five hits, four walks and a strikeout
- Picked up the W at Arkansas on March 19 for his first career SEC win thanks to a career-high tying 6.0 innings of one-run baseball with six strikeouts
- Suffered the hard-luck loss in his start against Stetson on March 12, lasting 5.0 innings and allowing four runs (one earned) on three hits and a walk with three punchouts
- Got the Friday nod against College of Charleston on March 5, picking up another win thanks to 6.0 innings of shutout baseball that included six strikeouts and three hits with no walks
- Made the Feb. 26 start against Wright State, tossing a career-long 6.0 innings and allowing only one run on one hit with two walks and five strikeouts
- Entered for 3.0 innings of relief against McNeese on Feb. 19

2021 SEASON TOTALS

OPPONENT	ERA	W-L-S	G/GS	IP	H	R	ER	BB	SO	HR	NP
(2/19) McNeese	18.00	0-0-0	1/0	3.0	7	6	6	2	2	0	67
(2/26) Wright State	7.00	1-0-0	1/1	6.0	1	1	1	2	5	1	71
(3/5) at Charleston	4.20	1-0-0	1/1	6.0	3	0	0	0	6	0	77
(3/12) Stetson	3.60	0-1-0	1/1	5.0	3	4	1	1	3	1	71
(3/19) at Arkansas	3.12	1-0-0	1/1	6.0	6	1	1	2	6	1	83
(3/26) Ole Miss-1	2.81	0-0-0	1/1	6.0	5	1	1	4	1	1	82
(4/2) Tennessee	3.41	1-0-0	1/1	5.0	7	4	4	1	3	1	98
(4/9) at Texas A&M	3.45	1-0-0	1/1	7.1	8	3	3	1	4	2	91
(4/15) Auburn	4.28	0-0-0	1/1	4.0	8	6	6	1	2	2	71
(4/23) at Kentucky	3.90	1-0-0	1/1	7.0	3	1	1	0	6	1	99
(4/30) Missouri	4.85	0-0-0	1/1	4.0	11	8	8	1	2	0	73
TOTALS	4.85	6-1-0	11/10	59.1	62	35	32	15	40	10	--

2020 SEASON TOTALS

OPPONENT	ERA	W-L-S	G/GS	IP	H	R	ER	BB	SO	HR	NP
(2/14) Northeastern	0.00	0-0-0	1/0	3.0	1	0	0	2	2	0	47
(2/21) at UNLV-1	0.00	0-0-0	1/0	3.0	5	0	0	0	1	0	40
(2/29) Harvard	0.00	0-0-0	1/0	2.1	2	0	0	0	3	0	31
(3/3) USA	0.00	0-0-0	1/0	2.0	0	0	0	0	2	0	22
(3/6) Lipscomb	0.00	0-0-0	1/0	0.0	0	1	0	1	0	0	13
(3/10) at UAB	0.00	0-0-0	1/1	1.0	1	0	0	0	0	0	15
TOTALS	0.00	0-0-0	6/1	11.1	9	1	0	3	8	0	--

2019 SEASON TOTALS

OPPONENT	ERA	W-L-S	G/GS	IP	H	R	ER	BB	SO	HR	NP
(2/16) Presbyterian-1	2.45	0-0-0	1/1	3.2	5	1	1	2	5	1	65
(2/23) Ball State	10.80	0-1-0	1/1	1.1	4	5	5	2	3	0	45
(2/27) UNA	9.53	0-0-0	1/0	0.2	2	0	0	2	1	0	35
(3/6) SDSU	5.59	0-0-0	1/1	4.0	3	0	0	1	2	0	59
(3/12) MTSU	4.26	0-0-0	1/1	3.0	3	0	0	0	1	0	40
(3/19) Maine	3.06	1-0-0	1/1	5.0	3	0	0	1	5	0	68
(3/26) vs. Auburn	2.61	0-0-0	1/1	3.0	1	0	0	0	2	0	44
(3/31) at Florida	3.22	0-1-0	1/1	1.2	3	2	2	1	0	0	41
(4/6) South Carolina	3.47	0-0-0	1/1	1.0	5	3	1	0	2	0	29
(4/12) at Miss. St.	3.33	0-0-0	1/0	1.0	1	0	0	0	0	0	12
(4/16) at UAB	3.18	0-0-0	1/1	4.0	3	1	1	1	0	0	38
(4/24) at JSU	2.97	0-0-0	1/1	2.0	1	0	0	0	1	0	20
(5/3) at Auburn	3.06	0-0-0	1/0	2.0	3	1	1	1	0	0	27
(5/8) at Troy	3.41	0-0-0	1/1	2.0	5	2	2	0	0	0	29
(5/16) at Georgia	4.14	0-1-0	1/1	2.2	5	4	4	1	1	1	54
TOTALS	4.14	1-3-0	15/12	37.0	47	19	17	10	25	2	--

CAREER TOTALS

YEAR	ERA	W-L	APP/GS	SV	IP	H	R	ER	BB	SO	B/AVG
2019	4.14	1-3	15/12	0	37.0	47	19	17	10	25	.320
2020	0.00	0-0	6/1	0	11.1	9	1	0	3	8	.225
2021	4.85	6-1	11/10	0	59.1	62	35	32	15	40	.264
TOTALS	4.10	7-4	32/23	0	107.2	118	55	49	28	73	.280
TOTALS (as SP)	4.17	7-4	23	--	90.2	97	47	42	21	60	---

SEC CAREER TOTALS

YEAR	ERA	W-L	APP/GS	SV	IP	H	R	ER	BB	SO	B/AVG
2019	8.64	0-2	5/3	0	8.1	17	10	8	2	4	.447
2020	--	--	--	--	--	--	--	--	--	--	--
2021	5.49	4-0	7/7	0	39.1	48	24	24	10	24	.298
TOTALS	6.04	4-2	12/10	0	47.2	65	34	32	12	28	.327
TOTALS (as SP)	6.25	4-2	10	--	44.2	61	33	31	12	24	---

PITCHING GAME-BY-GAME AND CAREER STATS

#9 BRAYDEN ROWE, RHP - FR.

- Entered against UT-Martin on Feb. 24 for his first career appearance as a member of the Crimson Tide, allowing one run while punching out one batter
- Attended Corner High School in Warrior
- The No. 5 right-handed pitcher and 10th-rated prospect in Alabama by Perfect Game USA
- Named to the AL.com 5A All-State Baseball 'Terrific 20' Team in 2020

2021 SEASON TOTALS

OPPONENT	ERA	W-L-S	G/GS	IP	H	R	ER	BB	SO	HR	NP
(2/24) UT-Martin	27.00	0-0-0	1/0	0.1	0	1	1	2	1	0	19
TOTALS	27.00	0-0-0	1/0	0.1	0	1	1	2	1	0	--

CAREER TOTALS

YEAR	ERA	W-L	APP/GS	SV	IP	H	R	ER	BB	SO	B/AVG
2021	27.00	0-0	1/0	0	0.1	0	1	1	2	1	.000
TOTALS	27.00	0-0	1/0	0	0.1	0	1	1	2	1	.000

SEC CAREER TOTALS

YEAR	ERA	W-L	APP/GS	SV	IP	H	R	ER	BB	SO	B/AVG
2021	--	--	--	--	--	--	--	--	--	--	--
TOTALS	--	--	--	--	--	--	--	--	--	--	--

#13 BRYCE EBLIN, INF - FR.

- Entered for 0.1 an inning against ULM on April 7, allowing two runs on two walks with a strikeout
- Made his Crimson Tide pitching debut on March 27 vs. Ole Miss, tossing 1.0 frame and allowing one run on two hits across his 18 pitches
- Attended Center Grove High School in Greenwood, Ind.
- The top-rated player in Indiana and No. 36 shortstop nationally according to Prep Baseball Report
- No. 1 shortstop prospect and the No. 5 overall player in the state of Indiana by Perfect Game USA

2021 SEASON TOTALS

OPPONENT	ERA	W-L-S	G/GS	IP	H	R	ER	BB	SO	HR	NP
(3/27) Ole Miss	9.00	0-0-0	1/0	1.0	2	1	1	0	0	0	18
(4/7) ULM	20.25	0-0-0	1/0	0.1	0	2	2	2	1	0	14
TOTALS	20.25	0-0-0	2/0	1.1	2	3	3	2	1	0	--

CAREER TOTALS

YEAR	ERA	W-L	APP/GS	SV	IP	H	R	ER	BB	SO	B/AVG
2021	20.25	0-0	2/0	0	1.1	2	3	3	2	1	.400
TOTALS	20.25	0-0	2/0	0	1.1	2	3	3	2	1	.400

SEC CAREER TOTALS

YEAR	ERA	W-L	APP/GS	SV	IP	H	R	ER	BB	SO	B/AVG
2021	9.00	0-0	1/0	0	1.0	2	1	1	0	0	.500
TOTALS	9.00	0-0	1/0	0	1.0	2	1	1	0	0	.500

#14 ANTOINE JEAN, LHP - SO.

- One of the Crimson Tide's regular weekend starters who is working his way back from injury
- Entered for his first career relief appearance, allowing four runs on two hits and three walks across his 0.1 an inning pitched against Auburn on April 17
- Returned to the hill at Texas A&M on April 11 after missing two starts, tossing 2.1 innings and allowing three runs on five hits with three punchouts
- Handed the loss despite a strong outing at Arkansas on March 21, giving up one run on three hits and a pair of walks with two strikeouts across his 5.0 frames
- Earned the win against Stetson on March 14, working 6.0 innings and allowing three runs (one earned) on four hits and two walks with six punchouts
- Picked up his first win of the season in the start at College of Charleston on March 7 with 5.0 scoreless frames that included four strikeouts
- Made the start in game one of the doubleheader against Wright State on Feb. 27, allowing five runs (two earned) on four hits and three walks with five punchouts
- Got the Saturday start vs. McNeese on Feb. 20, tossing 3.0 scoreless frames with four strikeouts
- Earned Freshman All-America accolades from Collegiate Baseball News in 2020

2021 SEASON TOTALS

OPPONENT	ERA	W-L-S	G/GS	IP	H	R	ER	BB	SO	HR	NP
(2/20) McNeese	0.00	0-0-0	1/1	3.0	1	0	0	4	4	0	69
(2/27) Wright State-1	2.35	0-0-0	1/1	4.2	4	5	2	3	5	0	93
(3/7) at Charleston	1.42	1-0-0	1/1	5.0	3	0	0	2	4	0	68
(3/14) Stetson	1.45	1-0-0	1/1	6.0	4	3	1	2	6	1	101
(3/21) at Arkansas	1.52	0-1-0	1/1	5.0	3	1	1	2	2	1	72
(4/11) at Texas A&M	2.42	0-0-0	1/1	2.1	5	3	3	0	3	0	41
(4/17) Auburn	3.76	0-0-0	1/0	0.1	2	4	4	3	0	0	23
TOTALS	3.76	2-1-0	7/6	26.1	22	16	11	16	24	2	--

2020 SEASON TOTALS

OPPONENT	ERA	W-L-S	G/GS	IP	H	R	ER	BB	SO	HR	NP
(2/16) Northeastern	4.50	1-0-0	1/1	4.0	4	3	2	1	2	0	62
(2/23) at UNLV	3.38	1-0-0	1/1	4.0	5	1	1	1	3	0	48
(3/1) Harvard	3.75	0-0-0	1/1	4.0	5	2	2	1	6	0	73
(3/8) Lipscomb	3.18	1-0-0	1/1	5.0	4	1	1	0	6	0	74
TOTALS	3.18	3-0-0	4/4	17.0	18	7	6	3	17	0	--

CAREER TOTALS

YEAR	ERA	W-L	APP/GS	SV	IP	H	R	ER	BB	SO	B/AVG
2020	3.18	3-0	4/4	0	17.0	18	7	6	3	17	.265
2021	3.76	2-1	7/6	0	26.1	22	16	11	16	24	.232
TOTALS	3.53	5-1	11/10	0	43.1	40	23	17	19	41	.245
TOTALS (as SP)	2.72	5-1	10	--	43.0	38	19	13	16	41	---

SEC CAREER TOTALS

YEAR	ERA	W-L	APP/GS	SV	IP	H	R	ER	BB	SO	B/AVG
2020	--	--	--	--	--	--	--	--	--	--	--
2021	9.39	0-1	3/2	0	7.2	10	8	8	5	5	.323
TOTALS	9.39	0-1	3/2	0	7.2	10	8	8	5	5	.323
TOTALS (as SP)	4.91	0-1	2	--	7.1	8	4	4	2	5	---

#20 LOGAN MORRIS, RHP - FR.

- Attended James Clemens High School in Madison
- The state of Alabama's No. 11 right-handed pitcher and No. 24 overall prospect according to Perfect Game USA
- Rated as the No. 18 right-hander and 51st overall prospect in Alabama by Prep Baseball Report
- Finished his junior campaign at 3-1 with a save and added 46 strikeouts in just 27.0 innings of work
- A two-sport athlete who also competed in basketball while at JCHS

2021 SEASON TOTALS

OPPONENT	ERA	W-L-S	G/GS	IP	H	R	ER	BB	SO	HR	NP
(DATE) Opponent	--	--	--	--	--	--	--	--	--	--	--
TOTALS	--	--	--	--	--	--	--	--	--	--	--

CAREER TOTALS

YEAR	ERA	W-L	APP/GS	SV	IP	H	R	ER	BB	SO	B/AVG
2021	--	--	--	--	--	--	--	--	--	--	--
TOTALS	--	--	--	--	--	--	--	--	--	--	--

SEC CAREER TOTALS

YEAR	ERA	W-L	APP/GS	SV	IP	H	R	ER	BB	SO	B/AVG
2021	--	--	--	--	--	--	--	--	--	--	--
TOTALS	--	--	--	--	--	--	--	--	--	--	--

PITCHING GAME-BY-GAME AND CAREER STATS

#25 DYLAN SMITH, RHP - JR.

- Been Alabama's ace this season and leads UA in innings pitched (64.2) and strikeouts (86)
- Ranks fourth in the league and 15th nationally in strikeouts
- Maintains a 6.62 strikeout-to-walk ratio to rank fifth in the SEC and 33rd in Division I
- Allowed only 13 walks for a 1.81 walks per 9.0 IP, a total that is ninth in the league
- Ranks 10th in the SEC for strikeouts per 9.0 IP at 11.97
- Tied for sixth with 54 strikeouts in SEC play
- The UA offense is averaging 2.92 runs per nine innings through his 11 starts, producing a combined 21 runs across his 64.2 frames
- That runs/9.0 number includes two starts with five runs, three with three runs and one with a single tally
- Picked up his first win with his most impressive start to date, recording 8.0 innings of two-run baseball with six hits and no walks to go with a career-high 11 strikeouts vs. Missouri on May 1
- Tossed 4.1 innings at Kentucky on April 25, allowing four runs on 11 hits with six strikeouts
- Suffered the hard-luck loss against Auburn on April 16, allowing four runs on seven hits and three walks with eight punchouts across his 7.0 frames
- Returned home for his April 10 start at Texas A&M, tossing 4.1 innings of three-run baseball and allowing eight hits and one walk while striking out seven
- Did not factor into the decision against Tennessee on April 3, working 4.0 scoreless frames and allowing five hits and three walks to go with five punchouts
- Handed the loss vs. Ole Miss on March 26 despite another excellent start that saw Smith toss 7.0 frames of one-run baseball, allowing just four hits and no walks while striking out eight batters
- Suffered the loss at Arkansas on March 20, allowing three runs on five hits and a walk with nine punchouts across his 4.2 innings of work
- Did not factor into the decision against Stetson on March 13 despite a strong start that saw him work 8.0 innings and allow three runs on six hits and a walk with a career-high tying 10 Ks
- Suffered the loss despite an outstanding start at the College of Charleston on March 6, tossing 7.0 innings of one-run baseball with 10 strikeouts and no walks allowed
- Was electric in his start against Wright State in game two of the Feb. 27 doubleheader, striking out a career-high seven across 5.2 scoreless frames
- Made the Sunday start against McNeese on Feb. 21 to begin his junior season, working 4.2 innings and allowing two runs on five hits and a walk with a career-high five strikeouts

2021 SEASON TOTALS

OPPONENT	ERA	W-L-S	G/GS	IP	H	R	ER	BB	SO	HR	NP
(2/21) McNeese	3.86	0-0-0	1/1	4.2	5	2	2	1	5	0	72
(2/27) Wright State-2	1.74	0-0-0	1/1	5.2	1	0	0	3	7	0	96
(3/6) at Charleston	1.56	0-1-0	1/1	7.0	4	1	1	0	10	1	84
(3/13) Stetson	2.13	0-0-0	1/1	8.0	6	3	3	1	10	0	101
(3/20) at Arkansas	2.70	0-1-0	1/1	4.2	5	3	3	1	9	1	99
(3/26) Ole Miss-2	2.43	0-1-0	1/1	7.0	4	1	1	0	8	1	96
(4/3) Tennessee	2.20	0-0-0	1/1	4.0	5	0	0	3	5	0	92
(4/10) at Texas A&M	2.58	0-0-0	1/1	4.1	8	3	3	1	7	0	85
(4/16) Auburn	2.92	0-1-0	1/1	7.0	7	4	4	3	8	3	107
(4/25) at Kentucky-1	3.34	0-1-0	1/1	4.1	11	4	4	0	6	1	91
(5/1) Missouri	3.20	1-0-0	1/1	8.0	6	2	2	0	11	0	111
TOTALS	3.20	1-5-0	11/11	64.2	62	23	23	13	86	7	--

2020 SEASON TOTALS

OPPONENT	ERA	W-L-S	G/GS	IP	H	R	ER	BB	SO	HR	NP
(2/14) Northeastern	0.00	0-0-0	1/0	1.0	0	0	0	0	1	0	16
(2/19) Alabama St.	0.00	1-0-0	1/0	2.0	1	0	0	1	2	0	29
(2/25) UT-Martin	6.75	0-0-0	1/1	2.1	7	4	4	1	3	1	51
(3/8) Lipscomb	5.68	0-0-0	1/0	1.0	0	0	0	1	0	0	11
TOTALS	5.68	1-0-0	4/1	6.1	8	4	4	3	6	1	--

2019 SEASON TOTALS

OPPONENT	ERA	W-L-S	G/GS	IP	H	R	ER	BB	SO	HR	NP
(2/18) Jacksonville St.	0.00	0-0-0	1/0	1.2	2	0	0	0	1	0	15
(2/22) Ball State	3.38	0-0-0	1/0	1.0	1	1	1	1	1	0	19
(3/6) SDSU	2.08	0-0-0	1/0	1.2	1	0	0	1	0	0	29
(3/8) NKU	1.69	0-0-0	1/0	1.0	0	0	0	0	1	0	7
(3/12) MTSU	1.23	0-0-0	1/0	2.0	1	0	0	0	0	0	25
(3/17) at Ole Miss	3.00	0-0-0	1/0	1.2	2	2	2	2	1	0	27
(3/22) Arkansas	4.50	0-0-0	1/0	1.0	3	2	2	0	2	1	20
(3/30) at Florida	6.55	0-0-0	1/0	1.0	2	3	3	2	1	1	28
(4/2) Troy	5.68	0-0-0	1/0	1.2	1	0	0	2	2	0	26
(4/9) at Samford	5.93	0-0-0	1/0	1.0	2	1	1	0	1	0	26
(4/16) at Miss. St.	6.14	0-0-0	1/0	1.0	1	1	1	1	0	1	13
(5/8) at Troy	5.74	0-0-0	1/0	1.0	0	0	0	1	1	0	13
(5/18) at Georgia	6.48	0-0-0	1/0	1.0	2	2	2	1	1	0	21
TOTALS	6.48	0-0-0	13/0	16.2	18	12	12	11	12	3	--

CAREER TOTALS

YEAR	ERA	W-L	APP/GS	SV	IP	H	R	ER	BB	SO	B/AVG
2019	6.48	0-0	13/0	0	16.2	18	12	12	11	12	.286
2020	5.68	1-0	4/1	0	6.1	8	4	4	3	6	.308
2021	3.20	1-5	11/11	0	64.2	62	23	23	13	86	.251
TOTALS	4.00	2-5	28/12	0	87.2	88	39	39	27	104	.262
TOTALS (as SP)	3.63	1-5	12	--	67.0	69	27	27	14	89	---

SEC CAREER TOTALS

YEAR	ERA	W-L	APP/GS	SV	IP	H	R	ER	BB	SO	B/AVG
2019	15.88	0-0	5/0	0	5.2	10	10	10	6	5	.417
2020	--	--	--	--	--	--	--	--	--	--	--
2021	3.89	1-4	7/7	0	39.1	46	17	17	8	54	.284
TOTALS	5.40	1-4	12/7	0	45.0	56	27	27	14	59	.301
TOTALS (as SP)	3.89	1-4	7	--	39.1	46	17	17	8	54	---

#26 GRAYSON HITT, LHP - FR.

- The Tide's most called-on freshman, totaling 11 appearances so far, including three starts
- Allowed one run on two hits and a pair of walks at Kentucky on April 25
- Exited after 0.1 an inning against UNA on April 20, allowing three runs on one hit and two walks
- Picked up the win with 4.0 frames against Samford on April 13, retiring the final 10 batters he faced and allowing one run on two hits with a walk and two strikeouts by night's end
- Made his first career start in the matchup with ULM on April 7, allowing three runs on four hits and a walk with two strikeouts across 2.2 innings of work
- Handed the loss after 0.1 inning, allowing four runs on three walks and a hit with one strikeout against Tennessee on April 3
- Entered for 2.0 frames in the series finale vs. Ole Miss on March 27, giving up three runs on three hits and three walks with a strikeout
- Suffered the loss against Southern Miss on March 23 after tossing 1.2 innings and allowing two runs on two hits and a walk with one strikeout
- Worked 3.0 innings, allowing a hit and a walk while striking out a pair vs. Stetson on March 12
- Made his first career appearance in the Sunday matchup with McNeese on Feb. 21, picking up the win after entering for 3.0 innings of relief that included four strikeouts
- Attended Houston High School in Germantown, Tenn.
- The top-rated left-handed pitcher in Tennessee and the state's No. 13 overall prospect by PG USA
- Also tabbed the No. 50 left-hander in the nation by PG coming out of high school
- The third-ranked southpaw and No. 11 player from Tennessee according to Prep Baseball Report
- Ranked the 81st overall prospect in the 2020 MLB Draft according to ESPN.com

2021 SEASON TOTALS

OPPONENT	ERA	W-L-S	G/GS	IP	H	R	ER	BB	SO	HR	NP
(2/21) McNeese	9.00	1-0-0	1/0	3.0	4	3	3	1	4	0	46
(2/26) Wright State	13.50	0-0-0	1/0	0.1	2	3	2	0	1	0	12
(3/5) at Charleston	10.38	0-0-0	1/0	1.0	0	0	0	0	2	0	9
(3/12) Stetson	6.14	0-0-0	1/0	3.0	1	0	0	1	2	0	45
(3/23) So. Miss	7.00	0-1-0	1/0	1.2	2	2	2	1	1	0	29
(3/27) Ole Miss	8.18	0-0-0	1/0	2.0	3	3	3	3	1	1	49
(4/3) Tennessee	11.12	0-1-0	1/0	0.1	1	4	4	3	1	0	21
(4/7) ULM	10.93	0-1-0	1/1	2.2	4	3	3	1	2	1	54
(4/13) Samford	9.00	1-0-0	1/1	4.0	2	1	1	1	2	0	41
(4/20) North Alabama	10.31	0-0-0	1/1	0.1	1	3	3	2	0	0	26
(4/25) at Kentucky-2	10.80	0-0-0	1/0	0.0	2	1	1	2	0	1	18
TOTALS	10.80	2-3-0	11/3	18.1	22	23	22	15	16	3	--

CAREER TOTALS

YEAR	ERA	W-L	APP/GS	SV	IP	H	R	ER	BB	SO	B/AVG
2021	10.80	2-3	11/3	0	18.1	22	23	22	15	16	.306
TOTALS	10.80	2-3	11/3	0	18.1	22	23	22	15	16	.306
TOTALS (as SP)	9.00	1-1	3	--	7.0	7	7	7	4	4	---

SEC CAREER TOTALS

YEAR	ERA	W-L	APP/GS	SV	IP	H	R	ER	BB	SO	B/AVG
2021	30.86	0-1	3/0	0	2.1	6	8	8	8	2	.545
TOTALS	30.86	0-1	3/0	0	2.1	6	8	8	8	2	.545

PITCHING GAME-BY-GAME AND CAREER STATS

#27 CHASE LEE, RHP - JR.

- Totaled six wins to tie for sixth in the SEC and 36th nationally in that category
- Tied for third in the SEC in saves with six in as many chances
- In a tie for second with five saves during league play
- Paces all Crimson Tide relievers with 37 strikeouts
- Appeared in a team-high 16 games, claiming six wins and six saves in those outings
- Earned his second save of the weekend against Missouri with a scoreless ninth on May 2
- Notched his fifth save with a scoreless ninth that included two punchouts vs. Missouri on April 30
- Picked up the win thanks to 2.2 innings of one-run baseball, allowing three hits and two walks while striking out three against Auburn on April 17
- Entered for the final 1.0 inning at Texas A&M on April 11, striking out two batters for the save
- Earned his third save with 1.2 scoreless frames that included one K at Texas A&M on April 9
- Secured the win in game two of the weekend with McNeese on Feb. 20, tossing 1.0 scoreless frame before the Tide walked it off in the ninth
- Recorded 11 straight scoreless appearances to start 2021 and 13 in a row dating back to March 3, 2020 before allowing a run against Auburn on April 17
- Totaled 20.1 scoreless frames to start 2021 and 27.0 consecutive scoreless innings dating back to Feb. 29, 2020 prior to that game with the Tigers
- Selected to the midseason Stopper of the Year Watch List as well
- Named to the NCBWA's Stopper of the Year Watch List to start the 2021 season

2021 SEASON TOTALS

OPPONENT	ERA	W-L-S	G/GS	IP	H	R	ER	BB	SO	HR	NP
(2/20) McNeese	0.00	1-0-0	1/0	1.0	1	0	0	0	0	0	22
(2/23) at JSU	0.00	0-0-1	1/0	2.1	0	0	0	4	4	0	41
(2/27) Wright State-1	0.00	1-0-0	1/0	2.0	2	0	0	0	4	0	37
(3/7) at Charleston	0.00	0-0-0	1/0	1.0	1	0	0	0	2	0	10
(3/9) South Alabama	0.00	1-0-0	1/0	1.2	1	0	0	0	3	0	34
(3/13) Stetson	0.00	1-0-0	1/0	4.0	0	0	0	0	4	0	46
(3/21) at Arkansas	0.00	0-0-0	1/0	2.0	0	0	0	1	2	0	41
(4/2) Tennessee	0.00	0-0-1	1/0	1.0	1	0	0	0	3	0	27
(4/3) Tennessee	0.00	0-0-0	1/0	2.0	1	0	0	0	4	0	31
(4/9) at Texas A&M	0.00	0-0-1	1/0	1.2	2	0	0	1	1	0	23
(4/11) at Texas A&M	0.00	0-0-1	1/0	1.0	0	0	0	0	2	0	10
(4/17) Auburn	0.40	1-0-0	1/0	2.2	3	1	1	2	3	0	30
(4/20) North Alabama	0.38	1-0-0	1/0	1.2	0	0	0	0	3	0	15
(4/25) at Kentucky-2	1.44	0-0-0	1/0	1.0	3	3	3	0	2	3	21
(4/30) Missouri	1.38	0-0-1	1/0	1.0	0	0	0	0	2	0	10
(5/2) Missouri	1.33	0-0-1	1/0	1.0	0	0	0	0	0	0	9
TOTALS	1.33	6-0-6	16/0	27.0	15	4	4	8	39	3	--

2020 SEASON TOTALS

OPPONENT	ERA	W-L-S	G/GS	IP	H	R	ER	BB	SO	HR	NP
(2/16) Northeastern	0.00	0-0-1	1/0	2.0	0	0	0	0	4	0	27
(2/21) at UNLV-2	0.00	0-0-1	1/0	1.0	0	0	0	0	1	0	8
(2/29) Harvard	3.86	1-0-0	1/0	1.2	3	2	2	0	4	0	32
(3/3) USA	3.18	0-0-0	1/0	1.0	1	0	0	0	2	0	18
(3/6) Lipscomb	1.64	0-0-0	1/0	5.1	0	0	0	2	8	0	76
TOTALS	1.64	1-0-2	5/0	11.0	4	2	2	2	19	0	--

2019 SEASON TOTALS

OPPONENT	ERA	W-L-S	G/GS	IP	H	R	ER	BB	SO	HR	NP
(2/15) Presbyterian	0.00	0-0-0	1/0	1.0	0	0	0	0	2	0	9
(2/23) Ball State	0.00	0-0-0	1/0	1.1	0	0	0	0	3	0	13
(2/27) UNA	0.00	1-0-0	1/0	1.2	0	0	0	0	2	0	25
(3/2) at USA-1	0.00	0-0-0	1/0	1.0	1	0	0	0	1	0	9
(3/5) UAB	0.00	0-0-0	1/0	1.0	1	0	0	0	1	0	14
(3/9) NKU	0.00	0-0-0	1/0	1.1	1	0	0	0	1	0	11
(3/16) at Ole Miss	0.00	0-0-0	1/0	2.1	2	1	0	0	0	0	37
(3/24) Arkansas	3.38	0-0-0	1/0	1.0	3	4	4	0	3	0	22
(3/26) vs. Auburn	3.86	0-0-0	1/0	1.0	2	1	1	0	1	0	12
(3/29) at Florida	3.29	0-0-0	1/0	2.0	1	0	0	1	1	0	35
(4/2) Troy	2.93	0-0-0	1/0	1.2	0	0	0	0	0	0	20
(4/6) South Carolina	3.06	0-0-0	1/0	2.1	2	1	1	1	2	0	29
(4/14) at Miss. St.	3.15	0-0-0	1/0	2.1	2	1	1	0	2	0	33
(4/16) at UAB	3.00	0-0-0	1/0	1.0	2	0	0	0	0	0	7
(4/19) Vanderbilt	2.91	0-0-0	1/0	0.2	2	0	0	0	1	1	16
(4/21) Vanderbilt	2.74	0-0-0	1/0	1.1	0	0	0	0	1	0	15
(4/26) LSU	2.55	0-0-0	1/0	1.2	1	0	0	0	2	0	28
(5/4) at Auburn	2.42	0-0-0	1/0	1.1	3	0	0	0	1	1	21
(5/5) at Auburn	2.86	0-0-0	1/0	2.1	3	2	2	0	0	0	35
(5/10) Texas A&M	2.83	0-0-0	1/0	0.1	1	0	0	0	1	0	11
(5/12) Texas A&M	2.73	0-0-0	1/0	1.0	1	0	0	0	0	0	16
(5/16) at Georgia	2.67	0-0-0	1/0	0.2	0	0	0	0	0	0	9
TOTALS	2.67	1-0-0	22/0	30.1	28	10	9	5	24	0	--

CAREER TOTALS

YEAR	ERA	W-L	APP/GS	SV	IP	H	R	ER	BB	SO	B/AVG
2019	2.67	1-0	22/0	0	30.1	28	10	9	5	24	.241
2020	1.64	1-0	5/0	2	11.0	4	2	2	2	19	.108
2021	1.33	6-0	16/0	6	27.0	15	4	4	8	39	.167
TOTALS	1.98	8-0	43/0	8	68.1	47	16	15	15	82	.193

SEC CAREER TOTALS

YEAR	ERA	W-L	APP/GS	SV	IP	H	R	ER	BB	SO	B/AVG
2019	3.72	0-0	13/0	0	19.1	21	9	8	5	13	.266
2020	--	--	--	--	--	--	--	--	--	--	--
2021	2.70	1-0	9/0	5	13.1	10	4	4	4	19	.204
TOTALS	3.31	1-0	22/0	5	32.2	31	13	12	9	32	.242

#28 ELI GILES, RHP - FR.

- Tossed 3.0 frames, allowing one run on four hits with a pair of Ks at UAB on April 27
- Entered for 0.2 an inning at Kentucky on April 25, allowing one run on two hits
- Put together 2.0 solid frames, allowing one run on five hits with four strikeouts against Tennessee on April 4
- Came in for 0.2 an inning vs. Tennessee on April 3, allowing one hit
- Saw his first career SEC action with 1.0 IP vs. Ole Miss on March 26, allowing two ER on two hits
- Worked 1.0 scoreless frame against Stetson on March 12, striking out a pair
- Made his first collegiate appearance on Feb. 24 against UT-Martin, suffering the loss after allowing five runs (four earned) across 2.1 innings of work
- Attended Faith Academy in Mobile
- The No. 5 right-handed pitcher and No. 13 overall prospect in Alabama by Prep Baseball Report
- Helped the Rams to the Class 5A state title in 2018, earning Class 5A Series Most Valuable Player honors for his efforts
- Sported a lowly 0.53 ERA as a sophomore, setting the Faith Academy's all-time single-season mark for ERA (minimum 50.0 innings)

2021 SEASON TOTALS

OPPONENT	ERA	W-L-S	G/GS	IP	H	R	ER	BB	SO	HR	NP
(2/24) UT-Martin	15.43	0-1-0	1/0	2.1	4	5	4	1	3	2	37
(3/7) at Charleston	18.90	0-0-0	1/0	1.0	3	3	3	1	1	0	17
(3/12) Stetson	14.54	0-0-0	1/0	1.0	1	0	0	1	2	0	18
(3/26) Ole Miss-1	15.19	0-0-0	1/0	1.0	2	2	2	0	0	0	14
(4/3) Tennessee	13.50	0-0-0	1/0	0.2	1	0	0	0	0	0	8
(4/4) Tennessee	11.25	0-0-0	1/0	2.0	5	1	1	0	4	0	42
(4/13) Samford	11.00	0-0-0	1/0	1.0	1	1	1	2	3	0	40
(4/20) North Alabama	11.57	0-0-0	1/0	0.1	2	1	1	1	1	0	19
(4/25) at Kentucky-2	11.70	0-0-0	1/0	0.2	2	1	1	0	0	0	11
(4/27) at UAB	9.69	0-0-0	1/0	3.0	4	1	1	0	2	0	35
TOTALS	9.69	0-1-0	10/0	13.0	25	15	14	6	16	2	--

CAREER TOTALS

YEAR	ERA	W-L	APP/GS	SV	IP	H	R	ER	BB	SO	B/AVG
2021	9.69	0-1	10/0	0	13.0	25	15	14	6	16	.439
TOTALS	9.69	0-1	10/0	0	13.0	25	15	14	6	16	.439

SEC CAREER TOTALS

YEAR	ERA	W-L	APP/GS	SV	IP	H	R	ER	BB	SO	B/AVG
2021	8.31	0-0	4/0	0	4.1	10	4	4	0	4	.556
TOTALS	8.31	0-0	4/0	0	4.1	10	4	4	0	4	.556

PITCHING GAME-BY-GAME AND CAREER STATS

#29 CONNOR SHAMBLIN, RHP - JR.

- Totaled 34.1 innings overall this season, including 24.1 across six starts
- Got the start against Missouri on May 2, allowing two runs (one earned) on three hits and a walk with three strikeouts
- Entered for 1.2 innings of relief at Kentucky on April 25, allowing one run on two hits with two Ks
- Tossed 2.0 innings, allowing one unearned run on two hits and a walk with two strikeouts against Auburn on April 16
- Picked up the win at Texas A&M on April 10 with 1.2 scoreless relief innings that included two Ks
- Suffered an injury in his start against Tennessee on April 4, exiting after 2.0-plus frames
- Gave up four runs on four hits and two walks with two strikeouts in his spot start against Ole Miss on March 27
- Earned his first career save at Arkansas on March 19, allowing two hits and walking one while punching out four across his 3.0 innings of work
- Notched a win for the second straight week, tossing a career-long 6.0 innings of one-run baseball with six punchouts against Jacksonville State on March 10
- Picked up his first win of the season thanks to 5.1 innings of one-run baseball, allowing four hits and striking out six without issuing a walk on the way to a win against Troy on March 3
- Got the midweek start against UT-Martin on Feb. 24, tossing 4.0 scoreless frames and allowing only two hits while striking out three

2021 SEASON TOTALS

OPPONENT	ERA	W-L-S	G/GS	IP	H	R	ER	BB	SO	HR	NP
(2/24) UT-Martin	0.00	0-0-0	1/1	4.0	2	0	0	0	3	0	57
(3/3) Troy	0.96	1-0-0	1/1	5.1	4	1	1	0	6	1	69
(3/10) Jacksonville St.	1.17	1-0-0	1/1	6.0	3	1	1	0	6	0	97
(3/19) at Arkansas	0.98	0-0-1	1/0	3.0	2	0	0	0	1	4	48
(3/27) Ole Miss	2.31	0-1-0	1/1	5.0	4	4	4	2	4	0	91
(4/4) Tennessee	3.91	0-1-0	1/1	2.0	5	5	5	5	3	0	59
(4/10) at Texas A&M	3.67	1-0-0	1/0	1.2	0	0	0	0	3	2	32
(4/16) Auburn	3.41	0-0-0	1/0	2.0	2	1	0	1	2	0	36
(4/20) North Alabama	3.23	0-0-0	1/0	1.2	1	0	0	0	0	0	27
(4/25) at Kentucky-1	3.34	0-0-0	1/0	1.2	2	1	1	0	2	0	23
(5/2) Missouri	3.41	0-0-0	1/1	2.0	3	2	1	1	3	0	42
TOTALS	3.41	3-2-1	11/6	34.1	28	15	13	13	35	1	--

2020 SEASON TOTALS

OPPONENT	ERA	W-L-S	G/GS	IP	H	R	ER	BB	SO	HR	NP
(2/15) Northeastern	0.00	1-0-0	1/1	5.0	3	0	0	1	5	0	57
(2/21) at UNLV-2	2.70	0-0-0	1/1	5.0	7	4	3	1	4	0	83
(2/29) Harvard	3.60	0-0-0	1/1	5.0	6	3	3	1	5	1	78
(3/7) Lipscomb	4.05	0-1-0	1/1	5.0	6	3	3	4	6	0	87
TOTALS	4.05	1-1-0	4/4	20.0	22	10	9	7	20	1	--

2019 SEASON TOTALS

OPPONENT	ERA	W-L-S	G/GS	IP	H	R	ER	BB	SO	HR	NP
(2/15) Presbyterian-2	4.50	1-0-0	1/1	4.0	5	3	2	1	5	0	60
(2/24) Ball State	2.00	1-0-0	1/1	5.0	0	0	0	1	5	0	67
(3/2) at USA-1	2.79	0-0-0	1/1	0.2	1	1	1	3	0	0	28
(3/6) SDSU	2.53	0-0-0	1/0	1.0	2	1	0	1	0	0	16
(3/17) at Ole Miss	2.13	0-0-0	1/0	2.0	0	0	0	3	1	0	35
(3/22) Arkansas	1.98	0-0-0	1/0	1.0	0	0	0	1	1	0	18
(3/30) at Florida	3.07	0-0-0	1/0	1.0	3	2	2	0	0	0	18
(4/2) Troy	4.86	0-1-0	1/1	2.0	1	4	4	3	3	1	38
(4/9) at Samford	4.34	0-0-0	1/0	2.0	1	0	0	1	4	0	30
(4/16) at UAB	4.12	0-0-0	1/0	1.0	0	0	0	0	3	0	14
(4/20) Vanderbilt	5.66	0-0-0	1/0	1.0	4	4	4	0	1	2	25
(4/24) at JSU	5.82	0-0-0	1/0	1.0	2	2	1	0	0	0	18
(5/8) at Troy	5.82	0-0-0	1/0	0.0	0	0	0	2	0	0	10
(5/17) at Georgia	6.26	0-0-0	1/0	1.1	1	2	2	1	3	1	33
TOTALS	6.26	2-1-0	14/4	23.0	20	19	16	17	26	4	--

CAREER TOTALS

YEAR	ERA	W-L	APP/GS	SV	IP	H	R	ER	BB	SO	B/AVG
2019	6.26	2-1	14/4	0	23.0	20	19	16	17	26	.227
2020	4.05	1-1	4/4	0	20.0	22	10	9	7	20	.293
2021	3.41	3-2	11/6	1	34.1	28	15	13	13	35	.224
TOTALS	4.42	6-4	29/14	1	77.1	70	44	38	37	81	.243
TOTALS (as SP)	4.50	4-4	14	--	56.0	50	31	28	23	58	---

SEC CAREER TOTALS

YEAR	ERA	W-L	APP/GS	SV	IP	H	R	ER	BB	SO	B/AVG
2019	11.37	0-0	5/0	0	6.1	8	8	8	5	6	.296
2020	--	--	--	--	--	--	--	--	--	--	--
2021	5.71	1-2	7/3	1	17.1	18	13	11	13	20	.281
TOTALS	7.23	1-2	12/3	1	23.2	26	21	19	18	26	.286
TOTALS (as SP)	10.00	0-2	3	--	9.0	12	11	10	8	10	---

#30 WILLIAM FREEMAN, RHP - R-SR.

- The Crimson Tide's do-it-all arm who has served as a midweek starter and also as a reliever in both the midweeks and on the weekends
- Tied for second on UA in appearances with 15, including four starts
- Ranks third among Tide arms with 39.1 innings of work
- Earned his second win of the weekend against Missouri on May 2, tossing 2.0 scoreless, hitless frames with three punchouts
- Picked up the win thanks to 3.0 scoreless IP that featured three Ks against Missouri on April 30
- Got the game two start against Kentucky on April 25, allowing five runs on five hits and a walk with one strikeout across his 1.2 innings pitched
- Kept the Tide within striking distance, tossing 4.0 innings and allowing one run on three hits with two strikeouts against Auburn on April 15
- Tossed 2.0 scoreless frames at Texas A&M on April 11, striking out three in the process
- Made a relief appearance in the midweek, contributing 3.1 scoreless innings with three hits allowed and one walk issued against ULM on April 7
- Tossed a season-high 5.1 frames against Southern Miss on March 23, allowing three runs (two earned) on five hits while striking out two
- Did not factor into the decision in his March 9 start against South Alabama, working 4.0 innings and allowing two runs on six hits with one punchout
- Got the start at Jacksonville State on Feb. 23, tossing 4.0 innings and allowing one run on four hits with five punchouts

2021 SEASON TOTALS

OPPONENT	ERA	W-L-S	G/GS	IP	H	R	ER	BB	SO	HR	NP
(2/23) at JSU	2.25	0-0-0	1/1	4.0	4	1	1	0	5	0	85
(3/3) Troy	1.17	0-0-1	1/0	3.2	1	0	0	0	2	0	36
(3/9) South Alabama	2.31	0-0-0	1/1	4.0	6	2	2	0	1	1	49
(3/20) at Arkansas	2.13	0-0-0	1/0	1.0	0	0	0	0	1	0	14
(3/23) So. Miss	2.50	0-0-0	1/1	5.1	5	3	2	0	2	0	68
(3/27) Ole Miss	2.41	0-0-0	1/0	0.2	1	0	0	1	1	0	19
(4/2) Tennessee	2.29	0-0-0	1/0	1.0	0	0	0	0	1	2	24
(4/3) Tennessee	2.18	0-0-0	1/0	1.0	0	0	0	2	1	0	25
(4/7) ULM	1.88	0-0-0	1/0	3.1	3	0	0	1	0	0	43
(4/11) at Texas A&M	1.73	0-0-0	1/0	2.0	1	0	0	0	3	0	23
(4/15) Auburn	1.80	0-0-0	1/0	4.0	3	1	1	0	2	1	52
(4/20) North Alabama	1.65	0-0-0	1/0	2.2	1	0	0	0	2	0	28
(4/25) at Kentucky-2	2.88	0-1-0	1/1	1.2	5	5	5	1	1	2	28
(4/30) Missouri	2.65	1-0-0	1/0	3.0	1	0	0	0	3	0	38
(5/2) Missouri	2.52	1-0-0	1/0	2.0	0	0	0	0	3	0	23
TOTALS	2.52	2-1-1	15/4	39.1	31	12	11	6	29	4	--

2020 SEASON TOTALS

OPPONENT	ERA	W-L-S	G/GS	IP	H	R	ER	BB	SO	HR	NP
(2/19) Alabama St.	3.00	0-0-0	1/1	3.0	3	1	1	0	5	0	43
(2/26) MTSU	7.71	0-0-0	1/1	1.2	3	3	3	4	1	0	45
(3/7) Lipscomb	4.15	0-0-0	1/0	4.0	2	0	0	0	7	0	56
TOTALS	4.15	0-0-0	3/2	8.2	8	4	4	4	13	0	--

2019 SEASON TOTALS

OPPONENT	ERA	W-L-S	G/GS	IP	H	R	ER	BB	SO	HR	NP
(2/15) Presbyterian	0.00	0-0-0	1/0	3.0	2	0	0	1	0	0	36
(2/18) Jacksonville St.	2.25	0-0-0	1/0	1.0	2	1	1	0	0	0	10
(2/26) UNA	1.12	1-0-0	1/1	4.0	1	0	0	0	4	0	51
(3/2) at USA-2	1.74	0-0-0	1/0	2.1	2	1	1	1	2	0	41
(3/6) SDSU	1.54	0-0-0	1/0	1.1	0	0	0	0	2	0	15
(3/10) NKU	1.56	1-0-0	1/1	5.2	6	1	1	1	4	0	64
(3/17) at Ole Miss	3.20	0-1-0	1/1	2.1	3	4	4	1	0	0	36
(3/24) Arkansas	3.74	0-1-0	1/1	2.0	3	2	2	1	1	1	28
(4/2) Troy	4.09	0-0-0	1/0	0.1	3	3	1	1	1	0	17
(4/24) at JSU	4.30	0-0-0	1/0	1.0	1	1	1	0	1	0	11
(5/5) at Auburn	4.94	0-0-0	1/0	0.2	2	2	2	0	0	1	10
(5/10) Texas A&M	5.40	0-0-0	1/1	1.1	3	2	2	2	0	0	30
TOTALS	5.40	2-2-0	12/6	25.0	28	17	15	8	15	2	--

CAREER TOTALS (at Alabama)

YEAR	ERA	W-L	APP/GS	SV	IP	H	R	ER	BB	SO	B/AVG
2019	5.40	2-2	12/6	0	25.0	28	17	15	8	15	.286
2020	4.15	0-0	3/2	0	8.2	8	4	4	4	13	.235
2021	2.52	2-1	15/4	1	39.1	31	12	11	6	29	.217
TOTALS	3.70	4-3	30/12	1	73.0	67	33	30	18	57	.244
TOTALS (as SP)	6.00	2-3	12	--	36.0	44	25	24	10	24	---

SEC CAREER TOTALS (at Alabama)

YEAR	ERA	W-L	APP/GS	SV	IP	H	R	ER	BB	SO	B/AVG
2019	14.21	0-2	4/3	0	6.1	11	10	10	4	1	.379
2020	--	--	--	--	--	--	--	--	--	--	--
2021	3.31	2-1	9/1	0	16.1	11	6	6	5	17	.190
TOTALS	6.35	2-3	13/4	0	22.2	22	16	16	9	18	.253
TOTALS (as SP)	15.96	0-3	4	--	7.1	14	13	13	5	2	---

PITCHING GAME-BY-GAME AND CAREER STATS

#34 JACOB McNAIRY, RHP - JR.

- Ranks third on Alabama for relief appearances with 12
- Totaled 23 strikeouts to rank third among the Crimson Tide relievers
- Worked 2.2 innings against Auburn on April 17, allowing three runs on five hits with three Ks
- Picked up his first career win on April 11 at Texas A&M thanks to 3.2 innings of one-run baseball that featured three strikeouts
- Tossed the final 1.2 innings of the midweek against ULM on April 7, allowing one hit with three Ks
- Entered for 2.0 frames against Ole Miss on March 26, allowing one run on two hits and two walks
- Combined for the shutout of the College of Charleston on March 5, contributing 2.0 innings
- Tossed a career-long 4.1 innings, allowing two runs (none earned) on four hits and a walk with four strikeouts in game one of the doubleheader against Wright State on Feb. 27
- Worked 3.0 frames against McNeese on Feb. 20, striking out four and walking one

2021 SEASON TOTALS

OPPONENT	ERA	W-L-S	G/GS	IP	H	R	ER	BB	SO	HR	NP
(2/20) McNeese	9.00	0-0-0	1/0	3.0	3	3	3	1	4	0	57
(2/24) UT-Martin	7.36	0-0-0	1/0	0.2	0	0	0	0	0	0	8
(2/27) Wright State-1	3.38	0-0-0	1/0	4.1	4	2	0	1	4	0	65
(3/5) at Charleston	2.70	0-0-0	1/0	2.0	3	0	0	0	0	0	31
(3/9) South Alabama	4.15	0-0-0	1/0	3.0	4	3	3	0	3	1	40
(3/14) Stetson	4.20	0-0-0	1/0	2.0	3	1	1	0	2	0	35
(3/20) at Arkansas	5.51	0-0-0	1/0	1.1	4	3	3	0	1	0	25
(3/26) Ole Miss-2	5.40	0-0-0	1/0	2.0	2	1	1	2	0	0	29
(4/3) Tennessee	5.75	0-0-0	1/0	2.0	1	3	2	2	0	0	46
(4/7) ULM	5.32	0-0-0	1/0	1.2	1	0	0	0	3	0	22
(4/11) at Texas A&M	4.91	1-0-0	1/0	3.2	4	1	1	0	3	1	52
(4/17) Auburn	5.40	0-0-0	1/0	2.2	5	3	3	0	3	0	39
TOTALS	5.40	1-0-0	12/0	28.1	34	20	17	6	23	2	--

2020 SEASON TOTALS

OPPONENT	ERA	W-L-S	G/GS	IP	H	R	ER	BB	SO	HR	NP
(2/16) Northeastern	0.00	0-0-0	1/0	3.0	1	0	0	0	4	0	31
(2/23) at UNLV	0.00	0-0-0	1/0	4.0	2	0	0	0	0	0	57
(3/1) Harvard	1.00	0-0-0	1/0	2.0	3	1	1	0	2	0	29
TOTALS	1.00	0-0-0	3/0	9.0	6	1	1	0	6	0	--

2019 SEASON TOTALS

OPPONENT	ERA	W-L-S	G/GS	IP	H	R	ER	BB	SO	HR	NP
(2/16) Presbyterian-1	4.50	0-0-0	1/0	2.0	3	1	1	2	0	0	30
(2/23) Ball State	10.12	0-0-0	1/0	0.2	3	2	2	0	0	0	13
(2/27) UNA	5.79	0-0-1	1/0	2.0	1	0	0	0	1	0	19
(3/2) at USA-1	6.35	0-0-0	1/0	1.0	2	1	1	1	1	0	22
(3/6) SDSU	9.95	0-0-0	1/0	0.2	3	3	3	0	0	0	18
(4/9) at Samford	7.56	0-0-0	1/0	2.0	1	0	0	0	1	0	28
(4/14) at Miss. St.	9.00	0-0-0	1/0	0.2	2	2	2	2	0	0	21
(5/8) at Troy	7.36	0-0-0	1/0	2.0	2	0	0	0	2	0	25
(5/14) Samford	6.75	0-0-0	1/0	1.0	0	0	0	0	0	0	11
(5/16) at Georgia	6.23	0-0-0	1/0	1.0	2	0	0	0	0	0	17
TOTALS	6.23	0-0-1	10/0	13.0	19	9	9	5	5	0	--

CAREER TOTALS

YEAR	ERA	W-L	APP/GS	SV	IP	H	R	ER	BB	SO	B/AVG
2019	6.23	0-0	10/0	1	13.0	19	9	9	5	5	.339
2020	1.00	0-0	3/0	0	9.0	6	1	1	0	6	.200
2021	5.40	1-0	12/0	0	28.1	34	20	17	6	23	.301
TOTALS	4.83	1-0	25/0	1	50.1	59	30	27	11	34	.296

SEC CAREER TOTALS

YEAR	ERA	W-L	APP/GS	SV	IP	H	R	ER	BB	SO	B/AVG
2019	10.80	0-0	2/0	0	1.2	4	2	2	2	0	.444
2020	--	--	--	--	--	--	--	--	--	--	--
2021	7.71	1-0	5/0	0	11.2	16	11	10	4	7	.356
TOTALS	8.10	1-0	7/0	0	13.1	20	13	12	6	7	.370

#35 JAKE EDDINGTON, RHP - FR.

- Making positive strides as his freshman campaign wears on, making seven of his 10 appearances since the start of SEC play
- Appeared for 1.0 scoreless inning that included a strikeout in the May 2 game against Missouri
- Made the spot start against UAB on April 27 and earned his first career win, tossing 3.0 frames and allowing two runs on five hits with four strikeouts
- Entered at Kentucky for 0.1 an inning on April 25, recording one strikeout
- Tossed 2.0 scoreless against Samford on April 13, allowing one hit while striking out a pair
- Entered for SEC action vs. Arkansas on March 20, allowing three runs (two earned) on three hits and a walk with two strikeouts
- Made his first career appearance against UT-Martin on Feb. 24, working 1.2 innings and allowing three runs while adding two strikeouts
- Attended Doniphan High School in Doniphan, Mo.
- The top-ranked player in the state of Missouri according to Perfect Game USA
- Selected to the MLB Prospect Developmental Pipeline League for the summer following his junior year at DHS, joining current teammate Dylan Ray
- Two-sport athlete who also competed in basketball, earning all-conference honors

2021 SEASON TOTALS

OPPONENT	ERA	W-L-S	G/GS	IP	H	R	ER	BB	SO	HR	NP
(2/24) UT-Martin	16.20	0-0-0	1/0	1.2	3	3	3	2	2	0	37
(3/7) at Charleston	10.12	0-0-0	1/0	1.0	0	0	0	0	0	0	8
(3/10) Jacksonville St. 7.71	7.71	0-0-0	1/0	2.0	2	1	1	1	4	1	34
(3/20) at Arkansas	9.53	0-0-0	1/0	1.0	3	3	2	1	2	0	23
(4/4) Tennessee	9.39	0-0-0	1/0	2.0	4	2	2	1	2	0	37
(4/13) Samford	7.45	0-0-0	1/0	2.0	1	0	0	0	2	0	24
(4/20) North Alabama	7.50	0-0-0	1/0	2.1	4	2	2	1	3	0	49
(4/25) at Kentucky-2	7.30	0-0-0	1/0	0.1	0	0	0	0	1	0	4
(4/27) at UAB	7.04	1-0-0	1/1	3.0	5	2	2	0	4	0	49
(5/2) Missouri	6.61	0-0-0	1/0	1.0	1	0	0	1	1	0	15
TOTALS	6.61	1-0-0	10/1	16.1	23	13	12	7	21	1	--

CAREER TOTALS

YEAR	ERA	W-L	APP/GS	SV	IP	H	R	ER	BB	SO	B/AVG
2021	6.61	1-0	10/1	0	16.1	23	13	12	7	21	.348
TOTALS	6.61	1-0	10/1	0	16.1	23	13	12	7	21	.348
TOTALS (as SP)	6.00	1-0	1	--	3.0	5	2	2	0	4	---

SEC CAREER TOTALS

YEAR	ERA	W-L	APP/GS	SV	IP	H	R	ER	BB	SO	B/AVG
2021	8.31	0-0	4/0	0	4.1	8	5	4	3	6	.421
TOTALS	8.31	0-0	4/0	0	4.1	8	5	4	3	6	.421

#37 HUNTER RUTH, RHP - R-JR.

- Contributed 3.0 scoreless innings with two strikeouts against Missouri on May 2
- Picked up his first career save with 3.0 scoreless frames and four Ks at UAB on April 27
- Tossed the final 2.0 innings at Kentucky on April 23, holding the Wildcats scoreless and hitless while striking out three
- Made his Alabama debut against Jacksonville State on March 10, tossing 1.0 scoreless frame with a strikeout
- Spent the pandemic-shortened season at Palm Beach State Community College in 2020
- Began his collegiate career at the University of Florida for two seasons
- Had his redshirt freshman season cut short when he was sidelined due to injury on April 18
- Combined for 26.0 innings across 12 appearances prior to the injury
- Redshirted in his first season in Gainesville following an offseason surgery
- Attended Buchholz High School in Gainesville, Fla.
- Ranked as the No. 55 player and the 10th-rated recruit from Florida by Perfect Game USA
- Named a 2017 Under Armour All-American at the conclusion of his prep career

2021 SEASON TOTALS

OPPONENT	ERA	W-L-S	G/GS	IP	H	R	ER	BB	SO	HR	NP
(3/10) Jacksonville St.	0.00	0-0-0	1/0	1.0	0	0	0	0	1	0	14
(3/27) Ole Miss	20.25	0-0-0	1/0	0.1	3	3	3	0	1	0	10
(4/4) Tennessee	10.80	0-0-0	1/0	2.0	1	1	1	3	1	0	40
(4/7) ULM	8.31	0-0-0	1/0	1.0	1	0	0	0	0	0	9
(4/13) Samford	7.11	0-0-0	1/0	2.0	4	1	1	1	0	2	36
(4/23) at Kentucky	5.40	0-0-0	1/0	2.0	0	0	0	0	3	0	20
(4/27) at UAB	3.97	0-0-1	1/0	3.0	2	0	0	0	4	0	30
(5/2) Missouri	3.14	0-0-0	1/0	3.0	4	0	0	0	2	0	42
TOTALS	3.14	0-0-1	8/0	14.1	15	5	5	3	14	0	--

CAREER TOTALS (at Alabama)

YEAR	ERA	W-L	APP/GS	SV	IP	H	R	ER	BB	SO	B/AVG
2021	3.14	0-0	8/0	1	14.1	15	5	5	3	14	.283
TOTALS	3.14	0-0	8/0	1	14.1	15	5	5	3	14	.283

SEC CAREER TOTALS (at Alabama)

YEAR	ERA	W-L	APP/GS	SV	IP	H	R	ER	BB	SO	B/AVG
2021	4.91	0-0	4/0	0	7.1	8	4	4	3	7	.296
TOTALS	4.91	0-0	4/0	0	7.1	8	4	4	3	7	.296

PITCHING GAME-BY-GAME AND CAREER STATS

#40 BROCK GUFFEY, LHP - SR.

- A left-handed technician out of the Crimson Tide bullpen
- Allowed one run on a hit and two walks with one strikeout vs. Tennessee on April 3
- Picked up his first save since 2018 with 1.1 innings of work that included a pair of punchouts against McNeese on Feb. 21
- Named to the NCBWA's Stopper of the Year Watch List to start the 2021 season

2021 SEASON TOTALS

OPPONENT	ERA	W-L-S	G/GS	IP	H	R	ER	BB	SO	HR	NP
(2/19) McNeese	0.00	0-0-0	1/0	1.0	1	0	0	0	2	0	16
(2/21) McNeese	0.00	0-0-1	1/0	1.1	1	0	0	0	2	0	22
(2/26) Wright State	0.00	0-0-0	1/0	2.2	3	0	0	2	5	0	67
(3/7) at Charleston	0.00	0-0-0	1/0	1.0	1	0	0	1	2	0	23
(3/9) South Alabama	4.26	0-0-0	1/0	0.1	2	3	3	2	0	0	20
(3/23) So. Miss	3.24	0-0-0	1/0	2.0	0	0	0	0	2	0	20
(3/26) Ole Miss-1	7.56	0-1-0	1/0	0.0	3	4	4	1	0	0	17
(4/3) Tennessee	7.71	0-0-0	1/0	1.0	1	1	1	2	1	0	26
TOTALS	7.71	0-1-1	8/0	9.1	12	8	8	8	14	0	--

2020 SEASON TOTALS

OPPONENT	ERA	W-L-S	G/GS	IP	H	R	ER	BB	SO	HR	NP
(2/15) Northeastern	0.00	0-0-0	1/0	1.0	0	0	0	0	0	0	6
(2/21) at UNLV-2	0.00	1-0-0	1/0	1.0	0	0	0	0	1	0	10
(2/25) UT-Martin	2.25	0-0-0	1/0	2.0	3	1	1	0	0	1	22
(3/1) Harvard	1.29	1-0-0	1/0	3.0	0	0	0	0	7	0	34
(3/6) Lipscomb	1.04	1-0-0	1/0	1.2	1	0	0	1	5	0	35
TOTALS	1.04	3-0-0	5/0	8.2	4	1	1	1	13	1	--

2019 SEASON TOTALS

OPPONENT	ERA	W-L-S	G/GS	IP	H	R	ER	BB	SO	HR	NP
(2/18) Jacksonville St.	4.50	0-0-0	1/0	2.0	2	1	1	0	1	0	32
(2/26) UNA	3.00	0-0-0	1/0	1.0	1	0	0	0	2	0	14
(3/16) at Ole Miss	2.45	0-0-0	1/0	0.2	0	0	0	0	1	0	9
(3/19) Maine	1.93	0-0-0	1/0	1.0	1	0	0	0	3	0	15
(3/23) Arkansas	1.23	0-0-0	1/0	2.2	2	0	0	0	2	0	42
(3/26) vs. Auburn	1.17	0-0-0	1/0	0.1	1	1	0	0	1	0	14
(3/31) at Florida	0.96	0-0-0	1/0	1.2	0	0	0	0	0	0	11
(4/6) South Carolina	0.93	0-0-0	1/0	0.1	0	0	0	0	0	0	5
(4/14) at Miss. St.	2.53	0-0-0	1/0	1.0	3	2	2	0	1	1	22
(4/19) Vanderbilt	2.19	0-0-0	1/0	1.2	1	0	0	0	3	0	21
(4/21) Vanderbilt	2.03	0-0-0	1/0	1.0	1	0	0	0	1	0	23
(4/26) LSU	2.45	0-0-0	1/0	1.1	2	1	1	1	3	0	20
(4/28) LSU	2.04	0-0-0	1/0	3.0	1	0	0	0	2	0	31
(5/4) at Auburn	2.00	0-0-0	1/0	0.1	0	0	0	0	0	0	5
(5/5) at Auburn	2.21	0-1-0	1/0	2.1	3	1	1	0	0	0	36
(5/10) Texas A&M	2.01	0-0-0	1/0	2.0	0	0	0	0	2	0	24
(5/12) Texas A&M	2.25	0-0-0	1/0	1.2	2	1	1	1	0	0	28
(5/16) at Georgia	2.22	0-0-0	1/0	0.1	1	0	0	0	1	0	5
(5/18) at Georgia	2.92	0-0-0	1/0	0.1	2	2	2	1	0	1	16
TOTALS	2.92	0-1-0	19/0	24.2	23	9	8	4	21	2	--

2018 SEASON TOTALS

OPPONENT	ERA	W-L-S	G/GS	IP	H	R	ER	BB	SO	HR	NP
(2/18) Valparaiso	0.00	0-0-1	1/0	1.2	0	0	0	0	3	0	23
(2/24) Wash. State	0.00	1-0-0	1/0	2.1	1	0	0	1	3	0	32
(3/3) at Oklahoma	2.70	0-0-0	1/0	2.2	4	2	2	1	2	1	57
(3/9) N.M. State-2	2.45	0-0-0	1/0	0.2	1	0	0	0	1	0	16
(3/13) Alabama A&M	2.16	0-0-0	1/0	1.0	0	0	0	0	1	0	14
(3/17) Georgia	1.93	0-0-0	1/0	1.0	1	0	0	0	0	0	15
(3/20) at UAB	2.53	0-0-0	1/0	1.1	3	1	1	0	0	0	27
(3/27) vs. Auburn	2.25	0-0-0	1/0	1.1	0	0	0	0	1	0	16
(3/30) Kentucky	2.03	0-0-0	1/0	1.1	0	0	0	0	0	0	19
(4/1) Kentucky	2.51	0-1-0	1/0	1.0	1	2	1	0	1	1	25
(4/7) at Missouri-2	2.45	0-0-0	1/0	0.1	0	0	0	0	1	0	3
(4/13) at Texas A&M	2.25	0-0-0	1/0	1.1	1	1	0	1	1	0	41
(4/17) Samford	2.65	0-0-0	1/0	1.0	2	2	1	0	1	0	18
(4/21) Auburn-2	2.41	0-0-0	1/0	1.2	2	0	0	2	1	0	42
(4/24) Troy	2.18	0-0-0	1/0	2.0	1	0	0	1	2	0	37
(4/28) at Arkansas	3.74	0-1-0	1/0	1.0	2	4	4	3	1	0	36
(5/5) Miss. State	3.75	0-0-0	1/0	2.1	4	1	1	0	1	1	31
(5/8) Jacksonville St.	4.21	0-0-0	1/0	1.2	2	2	2	1	3	0	36
(5/12) at LSU	4.05	0-0-0	1/0	1.0	1	0	0	0	0	0	18
(5/17) Ole Miss	3.77	0-0-0	1/0	2.0	1	0	0	0	1	0	24
(5/19) Ole Miss	3.64	0-0-0	1/0	1.0	1	0	0	0	0	0	15
TOTALS	3.64	1-2-1	21/0	29.2	28	15	12	10	24	3	--

CAREER TOTALS

YEAR	ERA	W-L	APP/GS	SV	IP	H	R	ER	BB	SO	B/AVG
2018	3.64	1-2	21/0	1	29.2	28	15	12	10	24	.246
2019	2.92	0-1	19/0	0	24.2	23	9	8	4	21	.242
2020	1.04	3-0	5/0	0	8.2	4	1	1	1	13	.138
2021	7.71	0-1	8/0	1	9.1	12	8	8	8	14	.308
TOTALS	3.61	4-4	53/0	2	72.1	67	33	29	23	72	.242

SEC CAREER TOTALS

YEAR	ERA	W-L	APP/GS	SV	IP	H	R	ER	BB	SO	B/AVG
2018	3.86	0-2	11/0	0	14.0	14	8	6	6	7	.255
2019	3.10	0-1	15/0	0	20.1	18	7	7	3	15	.234
2020	--	--	--	--	--	--	--	--	--	--	--
2021	45.00	0-1	2/0	0	1.0	4	5	5	3	1	.667
TOTALS	4.58	0-4	28/0	0	35.1	36	20	18	12	23	.261

#42 DAVIS HELLER, INF/RHP - SO.

- Spent the pandemic-shortened season at South Mountain Community College in Phoenix, Ariz.
- Attended Mesquite High School in Gilbert, Ariz.
- Tabled the No. 3 overall prospect and No. 2 right-handed pitcher in Arizona by Perfect Game USA
- Rated as the No. 4 player and right-handed pitcher in his home state by Prep Baseball Report
- Finished his prep career at 19-4 with a 2.20 ERA and 163 strikeouts across 127.0 innings of work
- Originally committed to Oklahoma before attending South Mountain C.C.

2021 SEASON TOTALS

OPPONENT	ERA	W-L-S	G/GS	IP	H	R	ER	BB	SO	HR	NP
(DATE) Opponent	--	--	--	--	--	--	--	--	--	--	--
TOTALS	--	--	--	--	--	--	--	--	--	--	--

CAREER TOTALS (at Alabama)

YEAR	ERA	W-L	APP/GS	SV	IP	H	R	ER	BB	SO	B/AVG
2021	--	--	--	--	--	--	--	--	--	--	--
TOTALS	--	--	--	--	--	--	--	--	--	--	--

SEC CAREER TOTALS (at Alabama)

YEAR	ERA	W-L	APP/GS	SV	IP	H	R	ER	BB	SO	B/AVG
2021	--	--	--	--	--	--	--	--	--	--	--
TOTALS	--	--	--	--	--	--	--	--	--	--	--

#48 LANDON GREEN, RHP - R-SO.

- Ranks second in the Tide bullpen with 32 strikeouts
- Totaled 15 relief appearances to tie for second on UA
- Owns a 3-0 record with two saves across his 15 outings
- Picked up the save with a scoreless ninth that featured two strikeouts against Missouri on May 1
- Tossed 1.0 scoreless frame with one strikeout against Missouri on April 30
- Entered for 2.1 relief innings in game two of the doubleheader at Kentucky on April 25, allowing one run on two hits
- Put in work for a second game in the series with 2.1 scoreless frames vs. AU on April 17, allowing three hits and a walk while striking out two to keep UA in striking distance for the eventual win
- Notched his third win of the season thanks to 2.0 scoreless, hitless innings that featured four strikeouts against Auburn on April 15
- Earned his first career save with 3.0 scoreless IP that included three Ks at Texas A&M on April 10
- Earned his second win in as many outings, tossing 1.1 scoreless innings with three punchouts in game two of the doubleheader with Wright State on Feb. 27
- Picked up his first career win, giving up one run on a hit and two walks while striking out three across 2.2 frames at Jacksonville State on Feb. 23
- Was electric in his first outing of 2021, tossing 2.0 innings and striking out four against McNeese on Feb. 20

2021 SEASON TOTALS

OPPONENT	ERA	W-L-S	G/GS	IP	H	R	ER	BB	SO	HR	NP
(2/20) McNeese	0.00	0-0-0	1/0	2.0	0	0	0	0	4	0	22
(2/23) at JSU	1.93	1-0-0	1/0	2.2	1	1	1	2	3	1	40
(2/27) Wright State-2	1.50	1-0-0	1/0	1.1	1	0	0	0	3	0	23
(3/6) at Charleston	1.29	0-0-0	1/0	1.0	1	0	0	0	1	0	15
(3/14) Stetson	1.12	0-0-0	1/0	1.0	0	0	0	0	1	0	8
(3/21) at Arkansas	3.00	0-0-0	1/0	1.0	2	2	2	3	0	0	36
(3/26) Ole Miss-1	4.09	0-0-0	1/0	2.0	2	2	2	1	4	1	34
(4/2) Tennessee	3.46	0-0-0	1/0	2.0	0	0	0	1	3	0	26
(4/4) Tennessee	3.21	0-0-0	1/0	1.0	0	0	0	0	1	0	12
(4/10) at Texas A&M	2.65	0-0-1	1/0	3.0	1	0	0	2	3	0	45
(4/15) Auburn	2.37	1-0-0	1/0	2.0	0	0	0	0	4	0	19
(4/17) Auburn	2.11	0-0-0	1/0	2.1	3	0	0	1	2	0	40
(4/25) at Kentucky-2	2.28	0-0-0	1/0	2.1	2	1	1	0	0	1	46
(4/30) Missouri	2.19	0-0-0	1/0	1.0	0	0	0	0	1	0	14
(5/1) Missouri	2.10	0-0-1	1/0	1.0	0	0	0	0	2	0	11
TOTALS	2.10	3-0-2	15/0	25.2	13	6	6	10	32	3	--

2020 SEASON TOTALS

OPPONENT	ERA	W-L-S	G/GS	IP	H	R	ER	BB	SO	HR	NP
(2/14) Northeastern	0.00	0-0-0	1/0	1.0	2	0	0	1	1	0	25
(2/19) Alabama St.	0.00	0-0-0	1/0	1.0	0	0	0	0	2	0	11
(2/23) at UNLV	0.00	0-0-0	1/0	1.0	0	0	0	1	3	0	19
(2/26) MTSU	0.00	0-0-0	1/0	1.0	0	0	0	2	0	0	16
(3/3) USA	0.00	0-0-0	1/0	1.0	0	0	0	0	0	0	8
(3/10) at UAB	4.50	0-0-0	1/0	1.0	2	3	3	2	2	1	31
TOTALS	4.50	0-0-0	6/0	6.0	4	3	3	6	8	1	--

CAREER TOTALS

YEAR	ERA	W-L	APP/GS
------	-----	-----	--------

2021 PLAYER BIOS

#1 JACKSON TATE, OF - SR.

LAST SERIES (vs. Missouri): 3 G/3 GS - .375 (3-8), 2B, 2 RBI, 2-2 SB**LAST 10 GAMES:** 6 G/4 GS - .313 (5-16), 2B, 2 RBI, 4 R, BB, 2-2 SB**CURRENT STREAK:** N/A

- Versatile defender who can play all three outfield positions for the Crimson Tide
- Appeared in all three games with two starts vs. Missouri, batting .375 (3-8) with a double, two RBI and a pair of stolen bases in as many attempts
- Played in all three games against Auburn, finishing 2-for-5 with a pair of runs
- Got the start in Saturday's matchup with Tennessee, making a run-saving diving catch in center
- Started in two games vs. Ole Miss, batting .500 (2-4) with a double, RBI and two runs scored

CAREER TOTALS (at Alabama)

YEAR	GP-GS	AVG	AB	R	H	2B	3B	HR	RBI	BB	SO	SB-A
2020	14-6	.286	35	8	10	2	1	2	9	3	10	0-0
2021	23-14	.327	52	12	17	3	0	2	10	3	19	2-2
TOTALS	37-20	.310	87	20	27	5	1	4	19	6	29	2-2

CAREER SEC TOTALS (at Alabama)

YEAR	GP-GS	AVG	AB	R	H	2B	3B	HR	RBI	BB	SO	SB-A
2020	--	--	--	--	--	--	--	--	--	--	--	--
2021	12-6	.333	24	5	8	2	0	1	4	0	7	2-2
TOTALS	12-6	.333	24	5	8	2	0	1	4	0	7	2-2

2021 SEASON HIGHS

Hits	3	vs. Missouri (5/1)	3									
Doubles	1	3x, last vs. Missouri (5/1)	1									
Triples	N/A		1									
Home Runs	1	2x, last vs. Samford (4/13)	1									
RBI	4	vs. Samford (4/13)	4									
Runs	2	2x, last vs. North Alabama (4/20)	2									
Walks	1	3x, last vs. North Alabama (4/20)	1									
Stolen Bases	1	2x, last vs. Missouri (5/1)	1									

CAREER HIGHS (at Alabama)

Hits	3	vs. Missouri (5/1)	3									
Doubles	1	3x, last vs. Missouri (5/1)	1									
Triples	N/A		1									
Home Runs	1	2x, last vs. Samford (4/13)	1									
RBI	4	vs. Samford (4/13)	4									
Runs	2	2x, last vs. North Alabama (4/20)	2									
Walks	1	3x, last vs. North Alabama (4/20)	1									
Stolen Bases	1	2x, last vs. Missouri (5/1)	1									

#7 CADEN ROSE, INF/OF - FR.

LAST SERIES (vs. Missouri): 3 G/3 GS - .222 (2-9), 2 RBI, R, BB, HBP**LAST 10 GAMES:** 9 G/8 GS - .240 (6-25), 2B, 3B, HR, 4 RBI, 4 R, BB, HBP**CURRENT STREAK:** N/A

- Seen time in 39 games with 27 starts - all in the outfield
- Started all three games in CF vs. Missouri, recording two hits, a pair of RBI, a run, a BB and a HBP
- Played standout defense in his three starts at Kentucky while adding his first career triple
- Started two games in the series with Auburn
- Led all Tide hitters at Arkansas with a .375 (3-8) weekend that included a double, one home run, an RBI, two walks and a hit-by-pitch
- Played in all three games, starting two, at College of Charleston and recorded his first career home run to go with two RBI and a pair of runs scored
- Started two games in center on Opening Weekend, finishing with a single, an RBI, one walk and a hit-by-pitch against McNeese
- Attended Bob Jones High School in Madison
- The top-ranked shortstop and third-rated player in Alabama by Prep Baseball Report
- Perfect Game USA's No. 3 shortstop and 15th overall prospect in the state
- A two-sport athlete who also excelled on the football field for the Patriots
- Selected as a first team all-state honoree in his final season making him the first male athlete in BJHS history to be named first team all-state in two different sports

CAREER TOTALS

YEAR	GP-GS	AVG	AB	R	H	2B	3B	HR	RBI	BB	SO	SB-A
2021	39-27	.189	95	16	18	4	1	4	17	7	35	2-3
TOTALS	39-27	.189	95	16	18	4	1	4	17	7	35	2-3

CAREER SEC TOTALS

YEAR	GP-GS	AVG	AB	R	H	2B	3B	HR	RBI	BB	SO	SB-A
2021	19-15	.152	46	6	7	1	1	1	3	4	23	0-0
TOTALS	19-15	.152	46	6	7	1	1	1	3	4	23	0-0

2021 SEASON HIGHS

Hits	3	at UAB (4/27)	3									
Doubles	1	4x, last at UAB (4/27)	1									
Triples	1	at Kentucky (4/23)	1									
Home Runs	1	4x, last at UAB (4/27)	1									
RBI	4	vs. Samford (4/13)	4									
Runs	3	at UAB (4/27)	3									
Walks	1	7x, last vs. Missouri (4/30)	1									
Stolen Bases	2	vs. Stetson (3/14)	2									

CAREER HIGHS

Hits	3	at UAB (4/27)	3									
Doubles	1	4x, last at UAB (4/27)	1									
Triples	1	at Kentucky (4/23)	1									
Home Runs	1	4x, last at UAB (4/27)	1									
RBI	4	vs. Samford (4/13)	4									
Runs	3	at UAB (4/27)	3									
Walks	1	7x, last vs. Missouri (4/30)	1									
Stolen Bases	2	vs. Stetson (3/14)	2									

#8 PEYTON WILSON, UTL - SO.

LAST SERIES (vs. Missouri): 3 G/3 GS - .308 (4-13), 2B, HR, 2 RBI, 4 R, BB**LAST 10 GAMES:** 10 G/10 GS - .256 (11-43), 5 2B, HR, 4 RBI, 10 R, 2 BB, HBP**CURRENT STREAK:** N/A

- Recorded 60 hits to lead the SEC and rank 16th nationally
- Totalled 100 bases to rank second in the conference and 27th in the country in that category
- Stolen nine bases to tie for 10th in the SEC
- Tied for 11th in the league in runs scored at 41
- Leads the SEC in hits (34) and is tied for second in the league in doubles (8) during SEC play
- Tied for fifth in total bases (54) and ranks sixth in batting average (.370) against league opponents
- UA's leader in hits, runs and stolen bases while ranking second in doubles (11)
- Totalled 18 multi-hit efforts to rank second on UA, including a team-leading 10 in SEC action
- Led off the game with a home run five times, part of his nine total roundtrippers
- Totalled four hits, including a 2B and a HR, to go with two RBI, four runs and a walk vs. Missouri
- Posted an impressive weekend in College Station, batting .583 (7-12) with a double, two RBI, five runs, two walks, a hit-by-pitch and two stolen bases in as many attempts against Texas A&M
- Recorded a 13-game hitting streak from March 23-April 15, batting .410 (25-61) with four doubles, a triple, three homers, 10 RBI, 12 runs, three walks, a HBP and five stolen bases during that time
- Notched a 10-game hitting streak in SEC play from March 26-April 15, batting .457 (21-46) with three 2B, three HR, nine RBI, nine runs, two BB, a HBP and five stolen bases across the streak
- Put together a five-game hitting streak from Feb. 26-March 5, batting .350 (7-20) with three home runs, six RBI, six runs scored, three walks and a pair of stolen bases during that stretch
- Younger brother of Ross and John Parker Wilson

CAREER TOTALS

YEAR	GP-GS	AVG	AB	R	H	2B	3B	HR	RBI	BB	SO	SB-A
2020	12-7	.333	30	12	10	3	0	0	8	4	6	1-2
2021	43-43	.321	187	41	60	11	1	9	27	18	31	9-11
TOTALS	55-50	.323	217	53	70	14	1	9	35	22	37	10-13

CAREER SEC TOTALS

YEAR	GP-GS	AVG	AB	R	H	2B	3B	HR	RBI	BB	SO	SB-A
2020	--	--	--	--	--	--	--	--	--	--	--	--
2021	21-21	.370	92	18	34	8	0	4	14	4	21	5-7
TOTALS	21-21	.370	92	18	34	8	0	4	14	4	21	5-7

2021 SEASON HIGHS

Hits	4	2x, last at Texas A&M (4/9)	4									
Doubles	2	2x, last at Kentucky (4/23)	2									
Triples	1	vs. Southern Miss (3/23)	1									
Home Runs	1	9x, last vs. Missouri (4/30)	1									
RBI	3	vs. Ole Miss - GM 1 (3/26)	3									
Runs	3	3x, last vs. Missouri (4/30)	4									
Walks	2	2x, last vs. Jacksonville St. (3/10)	2									
Stolen Bases	2	vs. Ole Miss - GM 2 (3/26)	2									

CAREER HIGHS

Hits	4	2x, last at Texas A&M (4/9)	4									
Doubles	2	2x, last at Kentucky (4/23)	2									
Triples	1	vs. Southern Miss (3/23)	1									
Home Runs	1	9x, last vs. Missouri (4/30)	1									
RBI	3	vs. Ole Miss - GM 1 (3/26)	3									
Runs	3	3x, last vs. Missouri (4/30)	4									
Walks	2	2x, last vs. Jacksonville St. (3/10)	2									
Stolen Bases	2	vs. Ole Miss - GM 2 (3/26)	2									

#10 JIM JARVIS, INF - SO.

LAST SERIES (vs. Missouri): 3 G/3 GS - .400 (4-10), 3B, 2 RBI, 3 R**LAST 10 GAMES:** 10 G/10 GS - .344 (11-32), 2 2B, 3B, 7 RBI, 8 R, BB, 2 HBP**CURRENT STREAK:** N/A

- The Crimson Tide's primary shortstop
- Batted .400 (4-10) with a triple, two RBI and three scored across the weekend with Missouri
- Recorded a pair of hits, one of which was a 2B, to go with two RBI, a run and a walk at Kentucky
- Totalled three hits, including Saturday's game-winning walkoff double, in addition to two RBI, four runs, a walk, one hit-by-pitch and a stolen base in the Auburn series
- Recorded one double to go with three runs, a walk and a hit-by-pitch at Texas A&M
- Collected two hits to go with an RBI, two runs, a walk and a hit-by-pitch at Arkansas
- Reached base safely in 18 straight games from Feb. 21-March 21 to tie for the team-high streak
- Recorded a nine-game hitting streak from Feb. 24-March 9, batting .407 (11-27) with a double, triple, three RBI, six runs, four walks, two hit-by-pitch and one stolen base across that stretch

CAREER TOTALS

YEAR	GP-GS	AVG	AB	R	H	2B	3B	HR	RBI	BB	SO	SB-A
2020	17-15	.267	45	8	12	2	0	0	8	8	7	4-5
2021	42-41	.254	130	26	33	4	2	0	14	17	13	3-3
TOTALS	59-56	.257	175	34	45	6	2	0	22	25	20	7-8

CAREER SEC TOTALS

YEAR	GP-GS	AVG	AB	R	H	2B	3B	HR	RBI	BB	SO	SB-A
2020	--	--	--	--	--	--	--	--	--	--	--	--
2021	21-21	.176	68	13	12	3	1	0	8	5	9	1-1
TOTALS	21-21	.176	68	13	12	3	1	0	8	5	9	1-1

2021 SEASON HIGHS

Hits	2	6x, last vs. Missouri (4/30)	3									
Doubles	1	4x, last at Kentucky (4/23)	1									
Triples	1	2x, last vs. Missouri (5/1)	1									
Home Runs	N/A		N/A									
RBI	2	3x, last vs. Missouri (5/1)	2									
Runs	2	3x, last vs. Auburn (4/15)	2									
Walks	3	vs. Jacksonville State (3/10)	3									
Stolen Bases	1	3x, last vs. Auburn (4/15)	1									

CAREER HIGHS

Hits	2	6x, last vs. Missouri (4/30)	3									
Doubles	1	4x, last at Kentucky (4/23)	1									
Triples	1	2x, last vs. Missouri (5/1)	1									
Home Runs	N/A		N/A									
RBI	2	3x, last vs. Missouri (5/1)	2									
Runs	2	3x, last vs. Auburn (4/15)	2									
Walks	3	vs. Jacksonville State (3/10)	3									
Stolen Bases	1	3x, last vs. Auburn (4/15)	1									

2021 PLAYER BIOS

#11 WILLIAM HAMITER, OF/INF - SO.

LAST SERIES (vs. Missouri): 3 G/3 GS - .222 (2-9), HR, RBI, 3 R, 2 BB

LAST 10 GAMES: 10 G/10 GS - .237 (9-38), 2B, 3B, 2 HR, 8 RBI, 8 R, 4 BB, HBP

CURRENT STREAK: N/A

- Ranks third for the Tide in batting average at .310
- Tied for third on UA with nine doubles, part of his 45 hits that are fourth among Tide hitters
- Recorded 13 multi-hit efforts to rank third for the Tide
- Reached base safely in the first 14 games and has reached in 35 of 38 contests overall
- Totaled two hits, including a home run, to go with an RBI, three runs and two walks vs. Missouri
- Recorded a triple, two RBI, two runs and a hit-by-pitch at Kentucky
- Contributed four hits, including a home run, and added two RBI, two runs and a walk vs. Auburn
- Returned from a five-game hiatus to put together a huge weekend against Tennessee, batting a team-high .538 (7-13) with two doubles, a home run, an RBI, five runs and a hit-by-pitch
- Started the first two games at Arkansas before an injury held him out on Sunday, recording an RBI, one run and a pair of walks in Fayetteville
- Helped UA walk it off in game one of the doubleheader against the Raiders with an RBI-single in the bottom of the 11th
- Reached base safely in a team-high tying 18 straight games from April 2-May 1
- Notched a six-game hitting streak from April 13-23, batting .280 with a double, one triple, a homer, seven RBI, six runs and four walks across that time
- Totaled a five-game hitting streak in SEC action from April 2-10, going 9-for-21 (.429) with two doubles, a homer, one RBI, six runs scored, a walk and one hit-by-pitch during the streak
- Recorded a six-game hitting streak from April 2-10, batting .417 (10-24) with two doubles, a home run, two RBI, six runs, two walks and a hit-by-pitch across that stretch
- Put together a six-game hitting streak from Feb. 27-March 10, batting .423 (11-26) with two doubles, seven RBI and five runs scored during that time

CAREER TOTALS

YEAR	GP-GS	AVG	AB	R	H	2B	3B	HR	RBI	BB	SO	SB-A
2020	3-0	.333	3	0	1	0	0	0	0	0	0	0-0
2021	38-38	.310	145	30	45	9	1	3	29	18	29	0-1
TOTALS	41-38	.311	148	30	46	9	1	3	29	18	29	0-1

CAREER SEC TOTALS

YEAR	GP-GS	AVG	AB	R	H	2B	3B	HR	RBI	BB	SO	SB-A
2020	--	--	--	--	--	--	--	--	--	--	--	--
2021	17-17	.262	65	15	17	2	1	3	7	7	16	0-0
TOTALS	17-17	.262	65	15	17	2	1	3	7	7	16	0-0

2021 SEASON HIGHS

Hits	3	5x, last vs. Tennessee (4/4)	3	5x, last vs. Tennessee (4/4/21)								
Doubles	2	vs. Wright State (2/26)	2	vs. Wright State (2/26/21)								
Triples	1	at Kentucky (4/23)	1	at Kentucky (4/23/21)								
Home Runs	1	3x, last vs. Missouri (5/1)	1	3x, last vs. Missouri (5/1/21)								
RBI	3	vs. Wright State - GM 1 (2/27)	3	vs. Wright State - GM 1 (2/27/21)								
Runs	3	vs. Wright State (2/26)	3	vs. Wright State (2/26/21)								
Walks	2	3x, last vs. Samford (4/13)	2	3x, last vs. Samford (4/13/21)								
Stolen Bases	N/A		N/A									

CAREER HIGHS

#12 JOHNNY HAWK, C - R-SR.

LAST SERIES (vs. Missouri): DNP

LAST 10 GAMES: 1 G/1 GS - .000 (0-2), RBI

CURRENT STREAK: N/A

- Contributed one RBI in his start against North Alabama on April 20
- Entered as a pinch-hitter and finished out the game vs. Samford, going 1-for-1 with a run and a BB
- Appeared in one game against Ole Miss
- Saw time in the series opener at Arkansas, finishing 0-for-1 in his at-bat
- Got the start against Jacksonville State on March 10, recording a walk and a run scored
- Made his first appearance of the 2021 season with a start at catcher against UT-Martin
- Suffered a season-ending injury prior to the start of the 2020 season and did not participate

CAREER TOTALS (at Alabama)

YEAR	GP-GS	AVG	AB	R	H	2B	3B	HR	RBI	BB	SO	SB-A
2019	25-13	.224	49	12	11	2	0	3	9	12	15	0-0
2020												
2021	9-4	.125	16	2	2	0	0	0	1	2	8	0-0
TOTALS	34-17	.200	65	14	13	2	0	3	10	14	23	0-0

CAREER SEC TOTALS (at Alabama)

YEAR	GP-GS	AVG	AB	R	H	2B	3B	HR	RBI	BB	SO	SB-A
2019	12-6	.238	21	2	5	1	0	1	2	3	6	0-0
2020												
2021	2-0	.000	2	0	0	0	0	0	0	0	1	0-0
TOTALS	14-6	.217	23	2	5	1	0	1	2	3	7	0-0

2021 SEASON HIGHS

Hits	1	2x, last vs. Samford (4/13)	2	2x, last at Mississippi State (4/14/19)								
Doubles	N/A		1	2x, last vs. Arkansas (3/22/19)								
Triples	N/A		N/A									
Home Runs	N/A		1	3x, last at Mississippi State (4/14/19)								
RBI	1	vs. North Alabama (4/20)	2	3x, last at Samford (4/9/19)								
Runs	1	2x, last vs. Samford (4/13)	2	3x, last at Samford (4/9/19)								
Walks	1	2x, last vs. Samford (4/13)	2	4x, last at Samford (4/9/19)								
Stolen Bases	N/A		N/A									

CAREER HIGHS

#13 BRYCE EBLIN, INF - FR.

LAST SERIES (vs. Missouri): DNP

LAST 10 GAMES: 1 G/1 GS - .333 (1-3), 2 RBI, R, HBP

CURRENT STREAK: N/A

- Made the start at SS vs. UAB on April 27, finishing 1-for-3 with two RBI, a run and one-hit-by-pitch
- Started at short against Samford on April 13, batting 1-for-2 with a 2B, RBI, four runs and four BBs
- Got the start at shortstop in Saturday's matchup with McNeese, drawing one walk
- Attended Center Grove High School in Greenwood, Ind.
- The top-rated player in Indiana and No. 36 shortstop nationally according to Prep Baseball Report
- No. 1 shortstop prospect and the No. 5 overall player in the state of Indiana by Perfect Game USA

CAREER TOTALS

YEAR	GP-GS	AVG	AB	R	H	2B	3B	HR	RBI	BB	SO	SB-A
2021	9-5	.211	19	5	4	2	0	0	4	5	6	0-0
TOTALS	9-5	.211	19	5	4	2	0	0	4	5	6	0-0

CAREER SEC TOTALS

YEAR	GP-GS	AVG	AB	R	H	2B	3B	HR	RBI	BB	SO	SB-A
2021	2-0	.000	2	0	0	0	0	0	0	0	1	0-0
TOTALS	2-0	.000	2	0	0	0	0	0	0	0	1	0-0

2021 SEASON HIGHS

Hits	2	at College of Charleston (3/7)	2	at College of Charleston (3/7/21)								
Doubles	1	2x, last vs. Samford (4/13)	1	2x, last vs. Samford (4/13/21)								
Triples	N/A		N/A									
Home Runs	N/A		N/A									
RBI	2	at UAB (4/27)	2	at UAB (4/27/21)								
Runs	4	vs. Samford (4/13)	4	vs. Samford (4/13/21)								
Walks	4	vs. Samford (4/13)	4	vs. Samford (4/13/21)								
Stolen Bases	N/A		N/A									

CAREER HIGHS

#16 OWEN DIODATI, OF - SO.

LAST SERIES (vs. Missouri): 3 G/3 GS - .182 (2-11), BB

LAST 10 GAMES: 10 G/10 GS - .216 (8-37), 2B, 2 HR, 8 RBI, 3 R, BB

CURRENT STREAK: N/A

- Tied for 13th in the SEC and ranks second on UA in home runs with 10
- In a tie for seventh in the league with 21 RBI against SEC opposition
- Totaled six homers against league opponents to tie for eighth
- Accumulated 36 RBI to rank second among Tide hitters
- Posted 10 multi-RBI games, including a team-high tying six in SEC play
- Recorded five of the Tide's nine four-RBI performances this season
- Totaled three grand slams to tie for the second-most in a single season in UA records (since 1983)
- Recorded a grand slam in back-to-back games against College of Charleston on March 7 and then against South Alabama on March 9, the first player in UA history to accomplish the feat
- Totaled two hits and a walk across the weekend with Missouri
- Posted a .444 (4-9) weekend at Kentucky with a double, a homer, four RBI and two runs scored
- Helped UA walk it off against Auburn on Thursday with the game-winning single, one of his four hits in the series, while adding a home run, a team-high six RBI and one run scored
- Batted .455 (5-11) with four RBI, three runs, a walk, one hit-by-pitch and a stolen base to go with the game-winning home run in Sunday's series finale at Texas A&M
- Walked it off for the Tide with a grand slam against USA on March 9, part of his 2-for-5 effort that included a double, four RBI and two runs scored
- Hammered his second grand slam of the season as part of his two hits at College of Charleston while also adding four RBI, three runs and four walks on the weekend
- Put together a solid effort against McNeese, batting .300 (3-10) with two home runs - one of which was a grand slam - and adding six RBI, four runs and a pair of hit-by-pitch
- Recorded an eight-game hitting streak from March 8, 2020 through Feb. 26, 2021, batting .357 (10-28) with a double, one triple, three home runs, 11 RBI, nine runs scored, six walks, three HBP and one stolen base in as many attempts across that stretch
- Selected as an NCBWA Preseason Third Team All-American
- Also tabbed to the Preseason All-SEC Second Team by the league coaches

CAREER TOTALS

YEAR	GP-GS	AVG	AB	R	H	2B	3B	HR	RBI	BB	SO	SB-A
2020	17-14	.309	55	13	17	3	1	5	22	13	13	1-1
2021	43-42	.252	151	27	38	2	1	10	36	17	46	1-2
TOTALS	60-56	.267	206	40	55	5	2	15	58	30	59	2-3

CAREER SEC TOTALS

YEAR	GP-GS	AVG	AB	R	H	2B	3B	HR	RBI	BB	SO	SB-A
2020	--	--	--	--	--	--	--	--	--	--	--	--
2021	21-20	.276	76	11	21	1	0	6	21	4	24	1-1
TOTALS	21-20	.276	76	11	21	1	0	6	21	4	24	1-1

2021 SEASON HIGHS

Hits	3	2x, last at Kentucky (4/23)	3	3x, last at Kentucky (4/23/21)								
Doubles	1	2x, last at Kentucky (4/23)	1	5x, last at Kentucky (4/23/21)								
Triples	1	vs. UT-Martin (2/24)	1	2x, last vs. UT-Martin (2/24/21)								
Home Runs	1	10x, last at Kentucky - GM 1 (4/25)	2	vs. Northeastern (2/14/20)								
RBI	4	5x, last vs. Auburn (4/17)	4	5x, last vs. Auburn (4/17/21)								
Runs	3	at Arkansas (3/19)	4	vs. Northeastern (2/14/20)								
Walks	3	at College of Charleston (3/5)	5	vs. Harvard (2/28/20)								
Stolen Bases	1	at Texas A&M (4/9)	1	2x, last at Texas A&M (4/9/21)								

CAREER HIGHS

2021 PLAYER BIOS

#18 DREW WILLIAMSON, INF - JR.

LAST SERIES (vs. Missouri): 3 G/3 GS - .500 (5-10), 2 2B, RBI, 3 R, 3 BB

LAST 10 GAMES: 10 G/10 GS - .429 (15-35), 4 2B, 2 RBI, 8 R, 5 BB, HBP, 1-1 SB

CURRENT STREAK: N/A

- Leads the Tide in doubles with 12 on the season, a total that is tied for seventh in the SEC
- Totaled seven doubles against SEC foes to tie for fourth in the league
- Recorded a team-high nine walks in league action to go with his .315 average that is third on UA
- Led UA with a .500 (5-10) weekend against Missouri that included two doubles, an RBI, three runs and three walks
- Notched a pair of hits, one run and a hit-by-pitch at Kentucky
- Put together a huge weekend against Auburn, leading UA in average at .583 (7-12) while contributing a double, one home run, three RBI, two runs, a walk and one stolen base
- Recorded one hit and an RBI at Texas A&M
- Batted .333 (4-12) with a 2B, HR, four RBI, two runs, a hit-by-pitch and stolen base vs. Tennessee
- Drew three walks while adding a double, home run, RBI and one run scored vs. Ole Miss

CAREER TOTALS

YEAR	GP-GS	AVG	AB	R	H	2B	3B	HR	RBI	BB	SO	SB-A
2019	54-53	.290	176	27	51	8	1	2	21	40	50	4-5
2020	16-16	.340	50	14	17	2	1	1	6	18	11	5-5
2021	43-43	.269	156	31	42	12	0	4	21	22	38	3-3
TOTALS	113-112	.288	382	72	110	22	2	7	48	80	99	12-13

CAREER SEC TOTALS

YEAR	GP-GS	AVG	AB	R	H	2B	3B	HR	RBI	BB	SO	SB-A
2019	30-30	.238	105	9	25	5	0	1	10	18	35	1-1
2020	--	--	--	--	--	--	--	--	--	--	--	--
2021	21-21	.315	73	11	23	7	0	3	12	9	19	2-2
TOTALS	51-51	.270	178	20	48	12	0	4	22	27	54	3-3

2021 SEASON HIGHS

		CAREER HIGHS
Hits	4	vs. Auburn (4/17)
Doubles	2	at Arkansas (3/19)
Triples	N/A	1
Home Runs	1	4x, last vs. Auburn (4/15)
RBI	3	2x, last vs. Tennessee (4/2)
Runs	2	7x, last vs. Missouri (5/1)
Walks	2	4x, last vs. Missouri (4/30)
Stolen Bases	1	3x, last vs. Auburn (4/17)

CAREER HIGHS

		CAREER HIGHS
Hits	4	2x, last vs. Auburn (4/17/21)
Doubles	2	at Arkansas (3/19/21)
Triples	N/A	1
Home Runs	1	7x, last vs. Auburn (4/15/21)
RBI	3	3x, last vs. Tennessee (4/2/21)
Runs	2	at Samford (4/9/19)
Walks	2	at UAB (3/10/20)
Stolen Bases	1	2x, last vs. Lipscomb (3/7/20)

#19 SAM PRAYTOR, C - R-JR.

LAST SERIES (vs. Missouri): 3 G/3 GS - .455 (5-11), HR, 3 RBI, R, 2 BB

LAST 10 GAMES: 10 G/10 GS - .394 (13-33), 3 2B, 3 HR, 12 RBI, 5 R, 3 BB, 3 HBP

CURRENT STREAK: N/A

- Selected as the SEC Player of the Week on April 19 for his play against Samford and Auburn
- UA's home run leader with 12, a total that is tied for fifth in the SEC and 22nd nationally
- Leads UA with 41 RBI to tie for 10th in the SEC
- Tied for sixth in home runs (7) and ranks eighth in slugging (.628) during SEC play
- In a tie for 10th in RBI (20) and total bases (49) against league opponents
- Posted a team-high 12 multi-RBI games, including a team-high tying six in SEC action
- Helped UA sweep Missouri with a solid weekend, batting .455 (5-11) with a home run, three RBI, one run and a pair of walks
- Recorded a double, two RBI, a run and hit-by-pitch across the weekend at Kentucky
- Batted .417 (5-12) with two home runs, four RBI, three runs, a walk and one hit-by-pitch against Auburn on his way to earning SEC Player of the Week honors
- Put together his best weekend to date, batting .500 (6-12) with a double, two home runs, four RBI, four runs scored and two walks against Tennessee
- Reached base safely in 15 straight games from March 27 to April 25
- Registered a seven-game hitting streak from April 13-25, batting .458 (11-24) with two doubles, four home runs, 12 RBI, six runs, two walks and three hit-by-pitch during that time
- Notched a six-game hitting streak in SEC play from March 27-April 10, hitting at a .375 (9-24) clip with two doubles, two homers, seven RBI, five runs and three walks against league opponents
- Recorded a seven-game hitting streak from March 27-April 10, batting .370 (10-27) with two doubles, two home runs, seven RBI, five runs and five walks during the streak
- Posted a career-long 11-game hitting streak from Feb. 23-March 10, batting .293 (12-41) with four doubles, two home runs, 11 RBI, eight runs, eight walks and two hit-by-pitch over that stretch
- Reached base safely in 12 straight games from Feb. 21-March 10
- Named to the Buster Posey Award Preseason Watch List
- Selected as a Preseason Third Team All-American by Collegiate Baseball News entering 2021

CAREER TOTALS

YEAR	GP-GS	AVG	AB	R	H	2B	3B	HR	RBI	BB	SO	SB-A
2018	46-43	.279	147	23	41	6	0	3	16	25	28	1-1
2019	6-5	.222	18	6	4	0	0	2	3	2	4	0-0
2020	16-16	.350	60	14	21	1	0	6	18	7	10	0-0
2021	43-43	.289	159	29	46	9	0	12	41	22	29	1-2
TOTALS	111-107	.292	384	72	112	16	0	23	78	56	71	2-3

CAREER SEC TOTALS

YEAR	GP-GS	AVG	AB	R	H	2B	3B	HR	RBI	BB	SO	SB-A
2018	28-27	.278	90	14	25	3	0	2	7	21	15	1-1
2019	--	--	--	--	--	--	--	--	--	--	--	--
2020	--	--	--	--	--	--	--	--	--	--	--	--
2021	21-21	.321	78	13	25	3	0	7	20	8	9	0-1
TOTALS	49-48	.298	168	27	50	6	0	9	27	29	24	1-2

2021 SEASON HIGHS

		CAREER HIGHS
Hits	3	4x, last vs. Missouri (4/30)
Doubles	1	9x, last at UAB (4/27)
Triples	N/A	N/A
Home Runs	1	12x, last vs. Missouri (4/30)
RBI	4	2x, last vs. North Alabama (4/20)
Runs	3	2x, last at Col. of Charleston (3/7)
Walks	2	4x, last vs. ULM (4/7)
Stolen Bases	1	vs. Stetson (3/14)

2021 PLAYER BIOS

#21 ANDREW PINCKNEY, OF - R-FR.

LAST SERIES (vs. Missouri): 3 G/0 GS - .000 (0-0), R
LAST 10 GAMES: 7 G/2 GS - .167 (1-6), RBI, 3 R
CURRENT STREAK: N/A

- Inserted into the starting lineup in the series finale at the College of Charleston and has gained valuable experience since playing in 29 of the Tide's 33 games, including 21 starts
- Entered off the bench in three games against Missouri, recording one run scored
- Saw time in two games with one start at Kentucky, contributing one run
- Played in two games with one start against Auburn, finishing 1-for-3 with a run scored
- Finished with a .333 (4-12) weekend at Arkansas that included a homer, two RBI and three runs
- Put together an impressive weekend at College of Charleston, batting .667 (4-6) with a double, three RBI, two runs, a walk and a hit-by-pitch in his two games of action, including his first career start in Sunday's series finale
- Entered off the bench in right against Troy on March 3, making a highlight-reel and home-run saving catch that finished No. 6 on SportsCenter's Top 10 Plays
- Came in as a defensive replacement in two games against McNeese, recording an assist on Saturday on his throw to the plate from right field that cut down the go-ahead run and allowed UA to eventually win the game
- Born in Tuscaloosa before moving to Georgia

CAREER TOTALS

YEAR	GP-GS	AVG	AB	R	H	2B	3B	HR	RBI	BB	SO	SB-A
2020	--	--	--	--	--	--	--	--	--	--	--	--
2021	37-21	.261	88	16	23	6	0	1	11	3	32	1-2
TOTALS	37-21	.261	88	16	23	6	0	1	11	3	32	1-2

CAREER SEC TOTALS

YEAR	GP-GS	AVG	AB	R	H	2B	3B	HR	RBI	BB	SO	SB-A
2020	--	--	--	--	--	--	--	--	--	--	--	--
2021	19-12	.205	44	7	9	2	0	1	3	1	19	0-1
TOTALS	19-12	.205	44	7	9	2	0	1	3	1	19	0-1

2021 SEASON HIGHS

Hits	3	3x, last at Arkansas (3/19)	3						3x, last at Arkansas (3/19/21)			
Doubles	1	6x, last vs. Tennessee (4/2)	1						6x, last vs. Tennessee (4/2/21)			
Triples	N/A		N/A									
Home Runs	1	at Arkansas (3/19)	1						at Arkansas (3/19/21)			
RBI	3	2x, last vs. South Alabama (3/9)	3						2x, last vs. South Alabama (3/9/21)			
Runs	3	at Arkansas (3/19)	3						at Arkansas (3/19/21)			
Walks	1	3x, last vs. Tennessee (4/2)	1						3x, last vs. Tennessee (4/2/21)			
Stolen Bases	1	vs. Stetson (3/14)	1						vs. Stetson (3/14/21)			

CAREER HIGHS

Hits	3	3x, last at Arkansas (3/19)	3						3x, last at Arkansas (3/19/21)			
Doubles	1	6x, last vs. Tennessee (4/2)	1						6x, last vs. Tennessee (4/2/21)			
Triples	N/A		N/A									
Home Runs	1	at Arkansas (3/19)	1						at Arkansas (3/19/21)			
RBI	3	2x, last vs. South Alabama (3/9)	3						2x, last vs. South Alabama (3/9/21)			
Runs	3	at Arkansas (3/19)	3						at Arkansas (3/19/21)			
Walks	1	3x, last vs. Tennessee (4/2)	1						3x, last vs. Tennessee (4/2/21)			
Stolen Bases	1	vs. Stetson (3/14)	1						vs. Stetson (3/14/21)			

#22 T.J. REEVES, OF - JR.

LAST SERIES (vs. Missouri): 1 G/1 GS - .000 (0-3)
LAST 10 GAMES: 4 G/4 GS - .231 (3-13), RBI, 2 R, BB, 1-1 SB
CURRENT STREAK: N/A

- Been battling injuries on and off all season
- Made one start on the weekend with Missouri
- Finished 2-for-6 (.333) with an RBI, one run, a walk and a stolen base in two starts at Kentucky
- Started in two games against Auburn, finishing 2-for-8 with a pair of runs scored
- Tied for second on UA in average across the weekend at Texas A&M, batting .455 (5-11) with a double, two RBI, one walk and a hit-by-pitch
- Returned from injury for his first action since March 3, starting in two games against Ole Miss and recording a home run while adding two RBI and a run scored
- Led UA in hits against Troy on March 3, going 3-for-3 with a double, one run and a walk
- Started the first two games against Wright State before an injury kept him out of for game three
- Batted .333 (2-6) with a home run, RBI and run against the Raiders prior to his injury
- Returned to the field against UT-Martin on Feb. 24, going 1-for-3 with a walk
- Missed the McNeese series due to injury concerns

CAREER TOTALS

YEAR	GP-GS	AVG	AB	R	H	2B	3B	HR	RBI	BB	SO	SB-A
2019	48-39	.255	141	37	36	5	0	9	25	30	44	9-11
2020	15-15	.246	57	15	14	2	0	1	6	9	19	2-3
2021	18-18	.286	63	8	18	3	0	2	8	6	24	1-1
TOTALS	81-72	.261	261	60	68	10	0	12	39	45	87	12-15

CAREER SEC TOTALS

YEAR	GP-GS	AVG	AB	R	H	2B	3B	HR	RBI	BB	SO	SB-A
2019	29-26	.217	92	19	20	4	0	5	10	20	33	6-8
2020	--	--	--	--	--	--	--	--	--	--	--	--
2021	13-13	.255	47	6	12	2	0	1	7	4	19	1-1
TOTALS	42-39	.230	139	25	32	6	0	6	17	24	52	7-9

2021 SEASON HIGHS

Hits	3	2x, last at Texas A&M (4/10)	3						2x, last at Texas A&M (4/10/21)			
Doubles	1	3x, last at Texas A&M (4/11)	1						10x, last at Texas A&M (4/11/21)			
Triples	N/A		N/A									
Home Runs	1	2x, last vs. Ole Miss (3/27)	2						at Samford (4/9/19)			
RBI	2	2x, last vs. Tennessee (4/4)	4						at Samford (4/9/19)			
Runs	1	8x, last at Kentucky (4/23)	3						2x, last vs. Maine (3/19/19)			
Walks	1	6x, last at Kentucky (4/23)	3						2x, last at Georgia (5/16/19)			
Stolen Bases	1	at Kentucky (4/23)	1						12x, last at Kentucky (4/23/21)			

CAREER HIGHS

Hits	3	2x, last at Texas A&M (4/10)	3						2x, last at Texas A&M (4/10/21)			
Doubles	1	3x, last at Texas A&M (4/11)	1						10x, last at Texas A&M (4/11/21)			
Triples	N/A		N/A									
Home Runs	1	2x, last vs. Ole Miss (3/27)	2						at Samford (4/9/19)			
RBI	2	2x, last vs. Tennessee (4/4)	4						at Samford (4/9/19)			
Runs	1	8x, last at Kentucky (4/23)	3						2x, last vs. Maine (3/19/19)			
Walks	1	6x, last at Kentucky (4/23)	3						2x, last at Georgia (5/16/19)			
Stolen Bases	1	at Kentucky (4/23)	1						12x, last at Kentucky (4/23/21)			

#24 GRANT KNIPP, C - FR.

LAST SERIES (vs. Missouri): DNP
LAST 10 GAMES: N/A
CURRENT STREAK: N/A

- Attended Louisville Male High School in Louisville, Ky.
- Rated as the top catcher and No. 3 recruit in Kentucky by Prep Baseball Report
- The No. 1 catcher and seventh-ranked prospect in Kentucky according to Perfect Game USA
- Also selected as the nation's No. 26 backstop by PBR and the No. 54 catcher in the country by PG
- Earned first team all-state recognition from the Kentucky High School Baseball Coaches Association in 2019
- Also selected to the all-region and all-district teams by the KHSBCA as a junior
- Put together an impressive junior campaign that saw him bat .364 with 10 doubles, two triples and five home runs
- Added 22 RBI and eight runs scored across his 32 games of action in 2019
- Totalled six doubles and two home runs to go with 18 RBI and 13 runs scored as a sophomore
- A multi-sport athlete who also competed in basketball, football and swimming at LMHS

CAREER TOTALS

YEAR	GP-GS	AVG	AB	R	H	2B	3B	HR	RBI	BB	SO	SB-A
2021	--	--	--	--	--	--	--	--	--	--	--	--
TOTALS	--	--	--	--	--	--	--	--	--	--	--	--

CAREER SEC TOTALS

YEAR	GP-GS	AVG	AB	R	H	2B	3B	HR	RBI	BB	SO	SB-A
2021	--	--	--	--	--	--	--	--	--	--	--	--
TOTALS	--	--	--	--	--	--	--	--	--	--	--	--

2021 SEASON HIGHS

Hits	N/A		N/A						N/A			
Doubles	N/A		N/A						N/A			
Triples	N/A		N/A						N/A			
Home Runs	N/A		N/A						N/A			
RBI	N/A		N/A						N/A			
Runs	N/A		N/A						N/A			
Walks	N/A		N/A						N/A			
Stolen Bases	N/A		N/A						N/A			

CAREER HIGHS

Hits	N/A		N/A						N/A			
Doubles	N/A		N/A						N/A			
Triples	N/A		N/A						N/A			
Home Runs	N/A		N/A						N/A			
RBI	N/A		N/A						N/A			
Runs	N/A		N/A						N/A			
Walks	N/A		N/A						N/A			
Stolen Bases	N/A		N/A						N/A			

#31 WILL PORTERA, INF - FR.

LAST SERIES (vs. Missouri): DNP
LAST 10 GAMES: N/A
CURRENT STREAK: N/A

- Attended Memphis University School in Memphis, Tenn.
- The No. 4 shortstop and 44th-ranked player in Tennessee by Prep Baseball Report
- Rated Perfect Game USA's No. 8 shortstop and the No. 23 overall prospect in the state
- Started on the varsity squad at MUS from eighth grade on, totaling 126 career hits
- Named team captain for the Owls as both a junior and senior
- Earned all-state honors from the Tennessee Baseball Coaches Association as a junior
- Named to the 2019 Memphis Commercial Appeal's All-Metro Second Team
- Sported a 1.062 OPS in that junior season while batting .376
- Posted a .352 average as a sophomore, improving on his .317 mark from his freshman campaign
- A two-sport athlete who also competed in football for the Owls
- Selected to Memphis University School's Cum Laude Society as a junior and graduated Summa Cum Laude in 2020

CAREER TOTALS

YEAR	GP-GS	AVG	AB	R	H	2B	3B	HR	RBI	BB	SO	SB-A
2021	--	--	--	--	--	--	--	--	--	--	--	--
TOTALS	--	--	--	--	--	--	--	--	--	--	--	--

CAREER SEC TOTALS

YEAR	GP-GS	AVG	AB	R	H	2B	3B	HR	RBI	BB	SO	SB-A
2021	--	--	--	--	--	--	--	--	--	--	--	--
TOTALS	--	--	--	--	--	--	--	--	--	--	--	--

2021 SEASON HIGHS

Hits	N/A		N/A						N/A			
Doubles	N/A		N/A						N/A			
Triples	N/A		N/A						N/A			
Home Runs	N/A		N/A						N/A			
RBI	N/A		N/A						N/A			
Runs	N/A		N/A						N/A			
Walks	N/A		N/A						N/A			
Stolen Bases	N/A		N/A						N/A			

CAREER HIGHS

Hits	N/A		N/A						N/A			
Doubles	N/A		N/A						N/A			
Triples	N/A		N/A						N/A			
Home Runs	N/A		N/A						N/A			
RBI	N/A		N/A						N/A			
Runs	N/A		N/A						N/A			
Walks	N/A		N/A						N/A			
Stolen Bases	N/A		N/A						N/A			

2021 PLAYER BIOS

#32 WILL PATOTA, OF - JR.

LAST SERIES (vs. Missouri): 1 G/0 GS - .000 (0-1)

LAST 10 GAMES: 4 G/0 GS - .000 (0-4)

CURRENT STREAK: N/A

- A big bat off the bench for the Crimson Tide
- Got a pinch-hit opportunity against Missouri
- Pinch-hit in two games against Auburn but did not record a hit
- Inserted as a pinch-hitter against Samford on Tuesday, going 1-for-1 and adding a walk
- Came in to pinch-hit against ULM in the midweek, singling to start off the ninth
- Entered as a pinch-hitter in two games against Tennessee
- Went 1-for-3 off the bench with a double, three RBI, two runs and a walk in Sunday's matchup at College of Charleston
- Made two starts at DH against McNeese, recording one walk
- Spent two seasons at Southern Union State Community College in Wadley
- Earned all-conference honors in his first season at Southern Union
- Attended Pinecrest Academy in South Forsyth, Ga.

CAREER TOTALS (at Alabama)

YEAR	GP-GS	AVG	AB	R	H	2B	3B	HR	RBI	BB	SO	SB-A
2021	18-3	.174	23	2	4	2	0	0	5	3	7	0-1
TOTALS	18-3	.174	23	2	4	2	0	0	5	3	7	0-1

CAREER SEC TOTALS (at Alabama)

YEAR	GP-GS	AVG	AB	R	H	2B	3B	HR	RBI	BB	SO	SB-A
2021	9-1	.000	11	0	0	0	0	0	0	0	5	0-0
TOTALS	9-1	.000	11	0	0	0	0	0	0	0	5	0-0

2021 SEASON HIGHS

Hits	1	4x, last vs. Samford (4/13)	1	4x, last vs. Samford (4/13/21)								
Doubles	1	2x, last vs. Southern Miss (3/23)	1	2x, last vs. Southern Miss (3/23/21)								
Triples	N/A		N/A									
Home Runs	N/A		N/A									
RBI	3	at College of Charleston (3/7)	3	at College of Charleston (3/7/21)								
Runs	2	at College of Charleston (3/7)	2	at College of Charleston (3/7/21)								
Walks	1	3x, last vs. Samford (4/13)	1	3x, last vs. Samford (4/13/21)								
Stolen Bases	N/A		N/A									

CAREER HIGHS (at Alabama)

Hits	1	4x, last vs. Samford (4/13)	1	4x, last vs. Samford (4/13/21)								
Doubles	1	2x, last vs. Southern Miss (3/23)	1	2x, last vs. Southern Miss (3/23/21)								
Triples	N/A		N/A									
Home Runs	N/A		N/A									
RBI	3	at College of Charleston (3/7)	3	at College of Charleston (3/7/21)								
Runs	2	at College of Charleston (3/7)	2	at College of Charleston (3/7/21)								
Walks	1	3x, last vs. Samford (4/13)	1	3x, last vs. Samford (4/13/21)								
Stolen Bases	N/A		N/A									

#42 DAVIS HELLER, INF/RHP - SO.

LAST SERIES (vs. Missouri): DNP

LAST 10 GAMES: DNP

CURRENT STREAK: N/A

- Pinch-hit and remained in the game at first vs. Samford, finishing 0-for-2 at the plate
- Came off the bench in the series finale vs. Ole Miss, recording a hit and one run scored
- Worked in two games across the weekend at Arkansas
- Entered as a defensive replacement in the series finale at College of Charleston, finishing 1-for-3 with a run scored
- Made the start at DH in game one of the doubleheader with Wright State, recording three BBs
- Saw time in two games against McNeese, totaling a pair of walks and two runs scored
- Spent the pandemic-shortened season at South Mountain Community College in Phoenix, Ariz.
- Attended Mesquite High School in Gilbert, Ariz.
- Originally committed to Oklahoma before attending South Mountain C.C.

CAREER TOTALS (at Alabama)

YEAR	GP-GS	AVG	AB	R	H	2B	3B	HR	RBI	BB	SO	SB-A
2021	11-2	.111	18	4	2	0	0	0	0	5	7	0-0
TOTALS	11-2	.111	18	4	2	0	0	0	0	5	7	0-0

CAREER SEC TOTALS (at Alabama)

YEAR	GP-GS	AVG	AB	R	H	2B	3B	HR	RBI	BB	SO	SB-A
2021	3-0	.500	2	1	1	0	0	0	0	0	0	0-0
TOTALS	3-0	.500	2	1	1	0	0	0	0	0	0	0-0

2021 SEASON HIGHS

Hits	1	2x, last vs. Ole Miss (3/27)	1	2x, last vs. Ole Miss (3/27/21)								
Doubles	N/A		N/A									
Triples	N/A		N/A									
Home Runs	N/A		N/A									
RBI	N/A		N/A									
Runs	1	4x, last vs. Ole Miss (3/27)	1	4x, last vs. Ole Miss (3/27/21)								
Walks	3	vs. Wright State - GM 1 (2/27)	3	vs. Wright State - GM 1 (2/27/21)								
Stolen Bases	N/A		N/A									

CAREER HIGHS (at Alabama)

Hits	1	2x, last vs. Ole Miss (3/27)	1	2x, last vs. Ole Miss (3/27/21)								
Doubles	N/A		N/A									
Triples	N/A		N/A									
Home Runs	N/A		N/A									
RBI	N/A		N/A									
Runs	1	4x, last vs. Ole Miss (3/27)	1	4x, last vs. Ole Miss (3/27/21)								
Walks	3	vs. Wright State - GM 1 (2/27)	3	vs. Wright State - GM 1 (2/27/21)								
Stolen Bases	N/A		N/A									

#44 ZANE DENTON, INF - SO.

LAST SERIES (vs. Missouri): 3 G/3 GS - .364 (4-11), 2B, HR, 3 RBI, 3 R, BB

LAST 10 GAMES: 10 G/10 GS - .257 (9-35), 2 2B, HR, 5 RBI, 6 R, 7 BB

CURRENT STREAK: N/A

- Recorded 55 hits to rank second on UA and rank 15th in the SEC
- Leads Alabama in batting average (.329), walks (25) and on-base percentage (.416)
- Second on UA in runs (34) while ranking third in RBI (32)
- Tops on the Tide in multi-hit games with 19, including nine in SEC play
- Recorded 10 multi-RBI games to tie for second on UA, four of which have come against SEC foes
- Finished 4-for-11 (.364) with a double, one home run, three RBI, three runs and a walk vs. Missouri
- Stayed hot, batting .417 (5-12) with a homer, two RBI, three runs and two walks against Auburn
- Batted .429 (6-14) with five RBI, two runs and a stolen base across the weekend at Texas A&M
- Put together a huge weekend against McNeese, batting .583 (7-12) with two home runs, five RBI and four runs scored
- His home run in Saturday's matchup with the Cowboys walked it off for the Crimson Tide
- Registered a five-game hitting streak in SEC play from April 10-17, batting .500 (11-22) with a home run, six RBI, five runs, two walks and a stolen base during the streak
- Posted a six-game hitting streak from April 10-17, batting .520 (13-25) with a home run, eight RBI, seven runs, five walks and one stolen base during that time
- Notched an eight-game hitting streak from game two of the Feb. 27 doubleheader to March 13, batting .333 (11-33) with two 2B, three HR, seven RBI, nine runs and six BBs across that stretch
- Recorded a six-game hitting streak from March 8, 2020 to Feb. 23, 2021, batting .526 (10-19) with a double, triple, two home runs, five RBI, five runs scored and a walk

CAREER TOTALS

YEAR	GP-GS	AVG	AB	R	H	2B	3B	HR	RBI	BB	SO	SB-A
2020	13-11	.220	41	5	9	3	1	0	9	3	11	0-0
2021	43-43	.329	167	34	55	8	0	8	32	25	30	2-2
TOTALS	56-54	.308	208	39	64	11	1	8	41	28	41	2-2

CAREER SEC TOTALS

YEAR	GP-GS	AVG	AB	R	H	2B	3B	HR	RBI	BB	SO	SB-A
2020	--	--	--	--	--	--	--	--	--	--	--	--
2021	21-21	.280	82	14	23	3	0	2	13	8	18	1-1
TOTALS	21-21	.280	82	14	23	3	0	2	13	8	18	1-1

2021 SEASON HIGHS

Hits	3	6x, last at Texas A&M (4/11)	3	6x, last at Texas A&M (4/11/21)								
Doubles	1	8x, last vs. Missouri (5/2)	1	11x, last vs. Missouri (5/2/21)								
Triples	N/A		1	vs. Lipscomb (3/8/20)								
Home Runs	1	8x, last vs. Missouri (4/30)	1	8x, last vs. Missouri (4/30/21)								
RBI	2	9x, last vs. Missouri (4/30)	2	12x, last vs. Missouri (4/30/21)								
Runs	2	9x, last vs. Missouri (4/30)	2	10x, last vs. Missouri (4/30/21)								
Walks	3	2x, last vs. Samford (4/13)	3	2x, last vs. Samford (4/13/21)								
Stolen Bases	1	2x, last at Texas A&M (4/10)	1	2x, last at Texas A&M (4/10/21)								

2021 SINGLE-GAME HIGHS

ALABAMA

Runs, Game.....	21 at College of Charleston (3/7)
Runs, Inning.....	10, twice, last 2nd inning at Arkansas (3/19)
Hits, Game.....	20 at College of Charleston (3/7)
Hits, Inning.....	8, twice, last 2nd inning at Arkansas (3/19)
Consecutive Hits, Inning.....	5, 3rd inning vs. Troy (3/3)
Doubles.....	6 at UAB (4/27)
Triples.....	2 at Kentucky (4/23)
Home Runs.....	4, twice, last vs. Ole Miss - GM 1 (3/26)
Extra-Base Hits.....	8 vs. Samford (4/13)
Stolen Bases.....	6 vs. Stetson (3/14)
Left on Base.....	14 at College of Charleston (3/7)
Errors (Committed By).....	4 vs. Stetson (3/12)
Strikeouts.....	15, twice, last vs. Ole Miss - GM 1 (3/26)
Walks.....	(Alabama single-game record) 16 vs. Samford (4/13)
Double Plays (Hit Into).....	2, 3x, last at Kentucky - GM 1 (4/25)
Triple Plays (Hit Into).....	N/A

OPPONENTS

Runs, Game.....	11, twice, last Kentucky - GM 2 (4/25)
Runs, Inning.....	8, 9th inning, Ole Miss - GM 1 (3/26)
Hits, Game.....	15, Tennessee (4/4)
Hits, Inning.....	6, twice, last 2nd inning, Kentucky - GM 2 (4/25)
Consecutive Hits, Inning.....	6, 9th inning, Ole Miss - GM 1 (3/26)
Doubles.....	7, South Alabama (3/9)
Triples.....	1, 6x, last UAB (4/27)
Home Runs.....	7, Kentucky - GM 2 (4/25)
Extra-Base Hits.....	9, twice, last Kentucky - GM 2 (4/25)
Stolen Bases.....	2, 6x, last Missouri (5/2)
Left on Base.....	14, Tennessee (11 innings) (4/3)
Errors (Committed By).....	4, twice, last Missouri (4/30)
Strikeouts.....	14, Stetson (3/13)
Walks.....	12, Tennessee (11 innings) (4/3)
Double Plays (Hit Into).....	4, Tennessee (4/4)
Triple Plays (Hit Into).....	N/A

INDIVIDUAL BATTING

Longest Hitting Streak.....	13 games, Wilson (3/23-4/15)
Runs.....	4, Eblin vs. Samford (4/13)
Hits.....	4, 3x, last Williamson vs. Auburn (4/17)
Doubles.....	2, 4x, last Wilson at Kentucky (4/23)
Triples.....	1, 6x, last Jarvis vs. Missouri (5/1)
Home Runs.....	1, 55x, last Hamiter vs. Missouri (5/1)
Inside-the-Park Home Run.....	N/A
Consecutive Games with a Home Run.....	2, 7x, last Praytor (4/17-20)
Runs Batted In.....	4, 9x, last Praytor vs. North Alabama (4/20)
Stolen Bases.....	2, twice, last Wilson vs. Ole Miss - GM 2 (3/26)
Strikeouts.....	4, twice, last Rose at Texas A&M (4/10)
Walks.....	4, Eblin vs. Samford (4/13)

INDIVIDUAL PITCHING

Innings Pitched, Starter.....	8.0, twice, last Smith vs. Missouri (5/1)
Innings Pitched, Reliever.....	4.1, McNairy vs. Wright State - GM 1 (2/27)
Strikeouts.....	11, Smith vs. Missouri (5/1)
Walks.....	5, Shamblin vs. Tennessee (4/4)
Fewest Hits Allowed, Starter (5.0+ IP).....	1, twice, last Smith vs. Wright State - GM 2 (2/27)
Consecutive Scoreless IP, Starter.....	14.0, Smith (2/27-3/13)
Consecutive Scoreless IP, Reliever.....	20.1, Lee (2/20-4/17)
Consecutive Scoreless Relief Appearances.....	11, Lee (2/20-4/11)
Consecutive Saves Converted.....	6, Lee (2/23-Present)
Longest Winning Streak, Starter.....	6, Ras (2/26-Present)

TEAM MISCELLANEOUS

Most Games Over .500.....	13 (5/2)
Most Games Under .500.....	N/A
Longest Winning Streak.....	5 games, twice (2/26-3/5) and (4/9-15)
Longest Losing Streak.....	6 games (3/20-27)
Largest Margin of Victory.....	18 at College of Charleston (3/7)
Largest Margin of Defeat.....	11 at Kentucky - GM 2 (4/25)
Fewest Hits, Game.....	1 at Kentucky - GM 2 (4/25)
Fewest Hits Allowed, Game.....	2 vs. Wright State - GM 2 (2/27)

STARTS BY POSITION

Pitcher (8) - Prielipp (2), Jean (6), Smith (11), Freeman (4), Shamblin (6), Ras (10), Hitt (3), Eddington (1)
Catcher (2) - Praytor (40), Hawk (3)
First Base (1) - Williamson (43)
Second Base (2) - Wilson (40), Jarvis (3)
Third Base (1) - Denton (43)
Shortstop (2) - Jarvis (38), Eblin (5)
Left Field (6) - Hamiter (11), Wilson (2), Reeves (16), Tate (11), Pinckney (2), Patota (1)
Center Field (5) - Rose (27), Wilson (1), Reeves (2), Pinckney (10), Tate (3)
Right Field (3) - Diodati (11), Hamiter (23), Pinckney (9)
Designated Hitter (5) - Heller (2), Patota (2), Diodati (31), Praytor (4), Hamiter (4)

CRIMSON TIDE AT A GLANCE

Overall Record.....	28-15
Current Streak.....	Won 4
Series Record.....	8-4-0
Home.....	19-10
Road.....	9-5
Neutral.....	0-0
Day/Night.....	15-9/13-6
vs. Top-25 Teams.....	2-7
In February.....	7-1
In March.....	8-8
In April.....	11-6
In May.....	2-0
In June.....	0-0
vs. RHS/LHS.....	23-11/5-4
Alabama Scores First.....	13-4
Comeback Wins.....	16
Losses After Leading.....	5
Extra Innings.....	3-1
One-Run Games.....	7-4
Two-Run Games.....	2-4
Leading After 6/7/8.....	19-4/20-1/21-1
Trailing After 6/7/8.....	6-11/3-11/1-11
Alabama Out-Hits Opponent.....	20-2
Opponent Out-Hits Alabama.....	5-11
Two Teams Match on Hits.....	3-2

LAST TIME IT HAPPENED...

INDIVIDUAL

Four Hits in One Game

Alabama: Drew Williamson (4-5) vs. Auburn (April 17, 2021)
Opponent: Austin Bost (4-4) of Texas A&M (April 11, 2021)

Five Hits in One Game

Alabama: Brett Auerbach (5-5) vs. Northern Kentucky (March 8, 2019)
Opponent: John Cable (5-5) of Georgia (May 17, 2019)

Six Hits in One Game

Alabama: Has not occurred
Opponent: Kendrick Moore of Arkansas (May 20, 1995)

Three Runs in One Game

Alabama: Peyton Wilson vs. Missouri (April 30, 2021)
Opponent: T.J. Collett of Kentucky - GM 2 (April 25, 2021)

Four Runs in One Game

Alabama: Bryce Eblin vs. Samford (April 13, 2021)
Opponent: Will Holland of Auburn - GM 2 (April 21, 2018)

Five Runs in One Game

Alabama: Josh Rutledge vs. UIC (Feb. 27, 2010)
Opponent: Alec Sayre of Wright State - GM 1 (Feb. 27, 2021)

Six+ Runs in One Game

Alabama: 6 by Craig Shipley at Georgia Southern (March 24, 1984)

Four RBI in One Game

Alabama: Sam Praytor vs. North Alabama (April 20, 2021)
Opponent: Kaleb DeLaTorre of South Alabama (March 9, 2021)

Five RBI in One Game

Alabama: Hunter Alexander vs. Alabama A&M (March 14, 2018)
Opponent: T.J. Collett of Kentucky - GM 2 (April 25, 2021)

Two Players with Five RBI in One Game

Alabama: Casey Hughston and Kyle Overstreet vs. Maryland Eastern Shore (Feb. 15, 2015)

Six RBI in One Game

Alabama: Tyler Gentry vs. South Alabama (March 3, 2020)
Opponent: Cole Zabowski of Ole Miss (May 19, 2018)

Seven RBI in One Game

Alabama: Cody Henry vs. Alcorn State (April 18, 2017)

Eight RBI in One Game

Alabama: Andy Phillips at UAB (April 14, 1999)

Nine+ RBI in One Game

Alabama: 9 by Roberto Vaz at Auburn (April 12, 1997)

Two Doubles in One Game

Alabama: Peyton Wilson at Kentucky (April 23, 2021)
Opponent: Brandt Belk of Missouri (May 1, 2021)

Three Doubles in One Game

Alabama: Chandler Avant vs. New Mexico State (March 10, 2018)
Opponent: Tanner Allen of Mississippi State (April 14, 2019)

Four Doubles in One Game

Alabama: Mickey Kerns vs. Auburn (April 20, 1991)

Two Triples in One Game

Alabama: Georgie Salem vs. Mississippi Valley State - GM 2 (April 21, 2015)

Three Triples in One Game

Alabama: Ken Chapman vs. Samford (March 22, 1960)

Two Home Runs in One Inning

Alabama: T.J. Reeves at Samford (April 9, 2019) (3rd inning)

Two Home Runs in One Game

Alabama: Tyler Gentry vs. South Alabama (March 3, 2020)
Opponent: John Rhodes of Kentucky - GM 2 (April 25, 2021)

Three Home Runs in One Game

Alabama: G.W. Keller vs. Vanderbilt (May 8, 1999)
Opponent: T.J. Collett of Kentucky - GM 2 (April 25, 2021)

Inside the Park Home Run

Alabama: T.J. Reeves vs. Maine (March 19, 2019)
Opponent: Kason Howell of Auburn (April 15, 2021)

Grand Slam Home Run

Alabama: Owen Diodati vs. South Alabama (walkoff) (March 9, 2021)
Opponent: Reed Smith of Troy (April 2, 2019)

Walkoff Home Run

Alabama: Owen Diodati vs. South Alabama (9th inning) (March 9, 2021)
Opponent: Tate Blackman of Ole Miss (9th inning) (April 8, 2017)

Game-Winning Home Run

Alabama: Jackson Tate at UNLV - GM 2 (Feb. 21, 2020)
Opponent: Beau Jordan of LSU (May 11, 2018)

Back-to-Back Home Runs

Alabama: Sam Praytor and Zane Denton vs. Troy (March 3, 2021)
Opponent: T.J. Collett and Oraj Anu of Kentucky - GM 2 (April 25, 2021)

Back-to-Back-to-Back Home Runs

Alabama: T.J. Reeves, Morgan McCullough and Tyler Gentry at Samford (April 9, 2019)
Opponent: Russ Sneed, Connor Powers and Ryan Duffy of Mississippi State (May 2, 2009)

Two Home Runs in the Same Inning

Alabama: Peyton Wilson and Zane Denton vs. Missouri (April 30, 2021) (1st inning)
Opponent: Ethan Whitley and Wil LaFollette of UT-Martin (Feb. 24, 2021) (8th inning)

Three+ Home Runs in the Same Inning

Alabama: Reeves (2), McCullough, Gentry and Auerbach at Samford (April 9, 2019) (3rd inning)
Opponent: Colton Kessler, John Rhodes and T.J. Collett of Kentucky - GM 2 (April 25, 2021) (2nd inning)
T.J. Collett, Oraj Anu and John Rhodes of Kentucky - GM 2 (April 25, 2021) (5th inning)

Home Run to Lead Off a Game

Alabama: Peyton Wilson vs. Missouri (April 30, 2021)
Opponent: Casey Martin of Arkansas (March 24, 2019)

Home Run in Two Consecutive At-Bats

Alabama: T.J. Reeves at Samford (April 9, 2019)
Opponent: T.J. Collett of Kentucky - GM 2 (April 25, 2021)

Home Run in Three Consecutive At-Bats

Alabama: G.W. Keller vs. Niagara (March 7, 1999)
Opponent: Tom Belza of Oklahoma State (May 29, 2009)

Pinch-Hit Home Run

Alabama: Caden Rose vs. Samford (April 13, 2021)
Opponent: Tim Rowe of Ole Miss (April 8, 2017)

Home Run in 3 Straight Games

Alabama: Cobie Vance (April 28-May 4, 2018)

Home Run in 4 Straight Games

Alabama: Kent Matthes (March 7-14, 2009)

Home Run in 5 Straight Games

Alabama: Kent Matthes (Feb. 22-March 3, 2009)

Home Run in 6 Straight Games

Alabama: Kent Matthes (Feb. 22-March 3, 2009)

Hit for the Cycle

Alabama: Josh Rutledge at South Alabama (April 22, 2009)

Stole 3 Bases in One Game

Alabama: Brett Auerbach at UAB (March 10, 2020)
Opponent: Adam Engel of Louisville (March 9, 2013)

Stole 4 Bases in One Game

Alabama: Scott McClanahan vs. Miami (Ohio) (Feb. 18, 2001)
Opponent: Nick Crawford of UAB (March 24, 2009)

Stole 5 Bases in One Game

Alabama: Ted Williams vs. Samford (March 5, 1986)

Stole Home (Straight Steal)

Alabama: Alex Kubal vs. Southeast Missouri State (Feb. 20, 2009)
Opponent: Brandt Belk of Missouri (May 1, 2021)

Stole Home (Double Steal)

Alabama: Morgan McCullough (HP) and Walker McCleney (2B) at South Alabama - GM 1 (March 2, 2019)
Opponent: Shawn Griffin (HP) and Andy Simunic (2B) of Tennessee (April 13, 2008)

Perfect Game

Alabama: Al Drumheller, John Collins and Brett Sullenberger at South Florida (March 31, 1993)
Opponent: Bruce Baudier of LSU (1967)

Nine-Inning No-Hitter

Alabama: Justin Kamplain, Jay Shaw and Geoffrey Bramblett vs. Mississippi Valley St. (March 8, 2014)

Seven-Inning No-Hitter

Alabama: Vince Barrantine at Auburn (March 27, 1981)
Opponent: Robert Earl Sidell of Ole Miss (1962)

Complete Game One-Hitter

Alabama: Lance Cormier vs. Winthrop (March 4, 2001)
Opponent: Zack Lee of Kentucky - GM 2 (7 innings) (April 25, 2021)

Complete Game Two-Hitter

Alabama: Geoffrey Bramblett vs. Georgia Southern (June 1, 2014)
Opponent: Keaton McKinney of Arkansas (May 2, 2015)

Complete Game Three-Hitter

Alabama: Charley Sullivan vs. Tennessee (March 15, 2013)
Opponent: Tommy Mace of Florida (March 29, 2019)

Recorded 10+ Strikeouts

Alabama: 11 by Dylan Smith vs. Missouri (May 1, 2021)
Opponent: 10 by Gunnar Hoglund of Ole Miss - GM 1 (March 26, 2021)

LAST TIME IT HAPPENED...

Recorded 15+ Strikeouts

Alabama:	Wade LeBlanc (17) vs. McNeese State (March 4, 2005)
Opponent:	Ethan Small (15) of Mississippi State (April 12, 2019)

Nine-Inning Complete Game

Alabama:	Sam Finnerty vs. South Carolina - GM 1 (April 5, 2019)
Opponent:	Tommy Mace of Florida (March 29, 2019)

Seven-Inning Complete Game

Alabama:	Adam Morgan vs. Tennessee (April 16, 2011)
Opponent:	Zack Lee of Kentucky - GM 2 (April 25, 2021)

Complete Game Shutout

Alabama:	Sam Finnerty vs. South Carolina - GM 1 (April 5, 2019)
Opponent:	Zack Lee of Kentucky - GM 2 (7 innings) (April 25, 2021)

Combined Shutout

Alabama:	Tyler Ras, Jacob McNairy and Grayson Hitt at College of Charleston (March 5, 2021)
Opponent:	Doug Nikhazy, Drew McDaniel and Taylor Broadway of Ole Miss - GM 2 (March 26, 2021)

Back-to-Back Shutouts

Alabama:	Connor Prielipp, Tyler Ras, Landon Green and Dylan Smith vs. Northeastern (Feb. 14, 2020)
Opponent:	Connor Shamblyn, Casey Cobb, Garret Rukes and Brock Guffey vs. Northeastern (Feb. 15, 2020)
	Austin Robichaux of Louisiana-Lafayette (Feb. 28, 2014)
	Carson Baranik and Matt Plitt of Louisiana-Lafayette (March 1, 2014)

Back-to-Back-to-Back Shutouts

Alabama:	Taylor Guilbeau and Ray Castillo vs. Maryland Eastern Shore (Feb. 13, 2015)
	Will Carter, Alex Watkins and J.C. Wilhite vs. Maryland Eastern Shore (Feb. 14, 2015)
	Geoffrey Bramblett, Jay Shaw, Mitch Greer and Thomas Burrows vs. Maryland Eastern Shore (Feb. 15, 2015)

Back-to-Back Complete Games (9 IP)

Alabama:	Jimmy Nelson vs. Ole Miss (May 15, 2010)
	Nathan Kilcrease vs. Ole Miss (May 16, 2010)

Back-to-Back-to-Back Complete Games (9 IP)

Alabama:	Jimmy Nelson vs. Ole Miss (May 15, 2010)
	Nathan Kilcrease vs. Ole Miss (May 16, 2010)
	Jimmy Nelson at Tennessee (May 20, 2010)

Back-to-Back Complete Games (7 IP)

Alabama:	Bernard Robert at South Carolina (April 9, 2006) (DH)
	Tommy Hunter at South Carolina (April 9, 2006) (DH)

Three Straight Complete Games

Alabama:	Jimmy Nelson (May 14-25, 2010)
	Manny Torres (April 16-30, 1999)

Four Straight Complete Games

Alabama:	Wade LeBlanc (April 23-May 16, 2004)
----------	--------------------------------------

Five Straight Complete Games

Alabama:	Chris Eilers (March 18-April 14, 1995)
----------	--

TEAM

Shutout

Alabama:	Alabama 8 at College of Charleston 0 (March 5, 2021)
Opponent:	Alabama 0 at Kentucky 11 - GM 2 (April 25, 2021)

Scored 10-14 Runs

Alabama:	11 vs. Missouri (April 30, 2021)
Opponent:	11 by Kentucky - GM 2 (April 25, 2021)

Scored 15-19 Runs

Alabama:	19 vs. Samford (April 13, 2021)
Opponent:	17 by Auburn (May 5, 2019)

Scored 20-24 Runs

Alabama:	21 at College of Charleston (March 7, 2021)
Opponent:	20 by Auburn - GM 2 (April 21, 2018)

Scored 25-29 Runs

Alabama:	25 vs. UIC (Feb. 27, 2010)
Opponent:	27 at Vanderbilt (1988); at Florida (1989)

Scored 30+ Runs

Alabama:	35 at Georgia Southern (March 23, 1984)
Opponent:	Not on Record

Recorded 15+ Hits

Alabama:	16 vs. Auburn (April 17, 2021)
Opponent:	15 by Tennessee (April 4, 2021)

Recorded 20+ Hits

Alabama:	20 at College of Charleston (March 7, 2021)
Opponent:	22 at South Alabama (April 22, 2009)

Recorded 25+ Hits

Alabama:	26 vs. Alabama A&M (March 17, 2009)
Opponent:	25 at South Carolina (May 1, 2010)

Recorded 30+ Hits

Alabama:	35 at Georgia Southern (March 23, 1984)
Opponent:	30 at Vanderbilt (April 17, 1988)

Scored 5 Runs in One Inning

Alabama:	vs. Samford (April 13, 2021) (7th inning)
Opponent:	Texas A&M (May 12, 2019) (1st inning)

Scored 6 Runs in One Inning

Alabama:	vs. Samford (April 13, 2021) (6th inning)
Opponent:	Kentucky - GM 2 (April 25, 2021) (2nd inning)

Scored 7 Runs in One Inning

Alabama:	at Kentucky (April 23, 2021) (7th inning)
Opponent:	Ole Miss (March 17, 2019) (3rd inning)

Scored 8 Runs in One Inning

Alabama:	vs. Lipscomb (March 8, 2020) (4th inning)
Opponent:	Ole Miss - GM 1 (March 26, 2021) (9th inning)

Scored 9 Runs in One Inning

Alabama:	vs. Maryland Eastern Shore (Feb. 15, 2015) (7th inning)
Opponent:	Auburn (May 5, 2019) (8th inning)

Scored 10 Runs in One Inning

Alabama:	at Arkansas (March 19, 2021) (2nd inning)
Opponent:	South Alabama (April 22, 2009) (3rd inning)

Scored 11+ Runs in One Inning

Alabama:	11 vs. UAB (April 14, 2000) (7th inning)
Opponent:	11 by Auburn - GM 2 (April 21, 2018) (8th inning)

Scored 12+ Runs in One Inning

Alabama:	13 at Samford (April 9, 2019)
Opponent:	12 by Florida (March 19, 1989) (6th inning)

Recorded 6 Hits in One Inning

Alabama:	vs. Harvard (Feb. 28, 2020) (3rd inning)
Opponent:	Kentucky - GM 2 (April 25, 2021) (2nd inning)

Recorded 7 Hits in One Inning

Alabama:	vs. Samford (April 13, 2021) (6th inning)
Opponent:	Oklahoma (March 3, 2018) (8th inning)

Recorded 8 Hits in One Inning

Alabama:	at Arkansas (March 19, 2021) (2nd inning)
Opponent:	Auburn (May 5, 2019) (8th inning)

Recorded 9 Hits in One Inning

Alabama:	vs. Canisius (Feb. 16, 2007) (7th inning)
Opponent:	South Alabama (April 4, 1989) (3rd inning)

Recorded 10 Hits in One Inning

Alabama:	at UAB (April 14, 1999) (7th inning)
Opponent:	Auburn (May 20, 1993) (SEC Tourney) (4th inning)

Recorded 11+ Hits in One Inning

Alabama:	(Alabama record) 11 at Samford (April 9, 2019) (3rd inning)
Opponent:	11 by Florida (1989)
	11 by Miami (CWS) (June 2, 1996) (3rd inning)

Made 3 Errors in One Game

Alabama:	vs. Wright State - GM 1 (11 innings) (Feb. 27, 2021)
Opponent:	Samford (April 13, 2021)

Made 4 Errors in One Game

Alabama:	vs. Stetson (March 12, 2021)
Opponent:	Missouri (April 30, 2021)

Made 5 Errors in One Game

Alabama:	vs. Texas A&M (April 13, 2017)
Opponent:	Auburn (May 10, 2015)

Made 6 Errors in One Game

Alabama:	at Texas-Arlington (March 2, 2008)
Opponent:	Mississippi Valley State (April 1, 2009)

Made 8 Errors in One Game

Alabama:	vs. Georgia (April 4, 1992)
----------	-----------------------------

Turned 3 Double Plays

Alabama:	vs. Middle Tennessee (Feb. 26, 2020)
Opponent:	Harvard (Feb. 29, 2020)

Turned 4 Double Plays

Alabama:	vs. Tennessee (April 4, 2021)
Opponent:	Auburn (April 12, 2014)

Turned 5 Double Plays

Alabama:	vs. Kentucky (March 20, 2005)
	vs. Huntingdon (April 27, 1990)

Turned a Triple Play

Alabama:	at UAB (March 21, 2017)
Opponent:	Middle Tennessee (Feb. 25, 1997)

2021 RESULTS



Crimson Tide Baseball
Game Results for Alabama (as of May 05, 2021)
(All games)



Date	Opponent	Score	Inns	Overall	Conference	Pitcher of record	Attend	Time
Feb 19, 2021	MCNEESE	w 10-6	9	1-0-0	0-0-0	Prielipp (W 1-0)	1748	2:47
Feb 20, 2021	MCNEESE	w 4-3	9	2-0-0	0-0-0	Lee (W 1-0)	1764	2:54
Feb 21, 2021	MCNEESE	w 9-5	9	3-0-0	0-0-0	Hitt (W 1-0)	1764	2:45
Feb 23, 2021	at Jacksonville State	w 5-2	9	4-0-0	0-0-0	Green (W 1-0)	982	2:58
Feb 24, 2021	UTM	L 4-9	9	4-1-0	0-0-0	Giles (L 0-1)	1701	3:07
Feb 26, 2021	WRIGHT STATE	w 8-4	9	5-1-0	0-0-0	Ras (W 1-0)	1743	3:04
Feb 27, 2021	WRIGHT STATE-1	w 8-7	(11)	6-1-0	0-0-0	Lee (W 2-0)	-	4:06
Feb 27, 2021	WRIGHT STATE-2	w 1-0	7	7-1-0	0-0-0	Green (W 2-0)	1764	2:17
Mar 3, 2021	TROY	w 9-1	9	8-1-0	0-0-0	Shamblin (W 1-0)	1742	2:33
Mar 05, 2021	at Charleston	w 8-0	9	9-1-0	0-0-0	Ras (W 2-0)	620	2:32
Mar 06, 2021	at Charleston	L 0-1	9	9-2-0	0-0-0	Smith (L 0-1)	616	2:08
Mar 07, 2021	at Charleston	w 21-3	9	10-2-0	0-0-0	Jean (W 1-0)	637	3:10
Mar 9, 2021	SOUTH ALABAMA	w 11-8	9	11-2-0	0-0-0	Lee (W 3-0)	1764	3:10
Mar 10, 2021	JACKSONVILLE STATE	w 7-2	9	12-2-0	0-0-0	Shamblin (W 2-0)	1764	2:44
Mar 12, 2021	STETSON	L 2-4	9	12-3-0	0-0-0	Ras (L 2-1)	1747	2:29
Mar 13, 2021	STETSON	w 4-3	(12)	13-3-0	0-0-0	Lee (W 4-0)	1764	2:56
Mar 14, 2021	STETSON	w 9-4	9	14-3-0	0-0-0	Jean (W 2-0)	1764	2:52
* Mar 19, 2021	at #1 Arkansas	w 16-1	9	15-3-0	1-0-0	Ras (W 3-1)	5735	2:54
* Mar 20, 2021	at #1 Arkansas	L 1-9	9	15-4-0	1-1-0	Smith (L 0-2)	5735	2:36
* Mar 21, 2021	at #1 Arkansas	L 1-3	9	15-5-0	1-2-0	Jean (L 2-1)	5735	2:12
Mar 23, 2021	SOUTHERN MISS	L 4-5	9	15-6-0	1-2-0	Hitt (L 1-1)	1746	2:56
* Mar 26, 2021	#3 OLE MISS-1	L 6-9	9	15-7-0	1-3-0	Guffey (L 0-1)	-	2:54
* Mar 26, 2021	#3 OLE MISS-2	L 0-2	9	15-8-0	1-4-0	Smith (L 0-3)	1764	2:36
* Mar 27, 2021	#3 OLE MISS	L 6-11	9	15-9-0	1-5-0	Shamblin (L 2-1)	1764	3:28
* Apr 2, 2021	#6 TENNESSEE	w 7-4	9	16-9-0	2-5-0	Ras (W 4-1)	1764	2:57
* Apr 3, 2021	#6 TENNESSEE	L 4-8	(11)	16-10-0	2-6-0	Hitt (L 1-2)	1764	4:08
* Apr 4, 2021	#6 TENNESSEE	L 8-9	9	16-11-0	2-7-0	Shamblin (L 2-2)	1764	3:03
Apr 7, 2021	ULM	L 3-5	9	16-12-0	2-7-0	Hitt (L 1-3)	1764	2:52
* Apr 09, 2021	at Texas A&M	w 5-3	9	17-12-0	3-7-0	Ras (W 5-1)	1795	2:45
* Apr 10, 2021	at Texas A&M	w 6-3	9	18-12-0	4-7-0	Shamblin (W 3-2)	2689	3:14
* Apr 11, 2021	at Texas A&M	w 7-4	9	19-12-0	5-7-0	McNairy (W 1-0)	1523	2:39
Apr 13, 2021	SAMFORD	w 19-3	9	20-12-0	5-7-0	Hitt (W 2-3)	1764	3:40
* Apr 15, 2021	AUBURN	w 8-7	(10)	21-12-0	6-7-0	Green (W 3-0)	2003	2:50
* Apr 16, 2021	AUBURN	L 4-5	9	21-13-0	6-8-0	Smith (L 0-4)	2630	2:36
* Apr 17, 2021	AUBURN	w 10-9	9	22-13-0	7-8-0	Lee (W 5-0)	2630	3:19
Apr 20, 2021	NORTH ALABAMA	w 8-6	9	23-13-0	7-8-0	Lee (W 6-0)	2018	3:12
* Apr 23, 2021	at Kentucky	w 10-1	9	24-13-0	8-8-0	Ras (W 6-1)	1205	2:41
* Apr 25, 2021	at Kentucky-1	L 2-5	7	24-14-0	8-9-0	Smith (L 0-5)	-	2:11
* Apr 25, 2021	at Kentucky-2	L 0-11	7	24-15-0	8-10-0	Freeman (L 0-1)	1953	2:00
Apr 27, 2021	at UAB	w 9-3	9	25-15-0	8-10-0	Eddington (W 1-0)	1010	2:42
* Apr 30, 2021	MISSOURI	w 11-8	9	26-15-0	9-10-0	Freeman (W 1-1)	1958	3:20
* May 1, 2021	MISSOURI	w 5-2	9	27-15-0	10-10-0	Smith (W 1-5)	2199	2:35
* May 2, 2021	MISSOURI	w 3-2	9	28-15-0	11-10-0	Freeman (W 2-1)	1656	2:12

* = Conference game

() extra inning game

2021 GAMES SUMMARY



Crimson Tide Baseball
Games Summary for Alabama (as of May 05, 2021)
(All games)



Score by innings	1	2	3	4	5	6	7	8	9	EX	Total
Alabama	17	29	55	29	26	25	40	37	22	3	283
Opponents	21	28	13	18	28	35	17	25	11	4	200

Record when ...

Overall	28-15	After 6 leading	19-4
Conference	11-10 trailing	6-11
Non-Conference	17-5 tied	3-0
Home games	19-10	After 7 leading	20-1
Away games	9-5 trailing	3-11
Neutral site	0-0 tied	4-1
Day games	15-9	After 8 leading	21-1
Night games	13-6 trailing	1-11
vs Left starter	5-4 tied	5-1
vs Right starter	23-11		
1-Run games	7-4	Hit 0 home runs	8-8
2-Run games	2-4	... 1 home run	7-4
5+Run games	9-4	... 2+ home runs	13-3
Extra innings	3-1		
Shutouts	2-3	Opponent 0 home runs	16-3
	 1 home run	9-8
	 2+ HRs	3-4
Scoring 0-2 runs	1-7		
..... 3-5 runs	6-5		
..... 6-9 runs	13-3	Made 0 errors	12-5
..... 10+ runs	8-0 1 error	13-7
	 2+ errors	3-3
Opponent 0-2 runs	9-2		
..... 3-5 runs	12-6	Opp. made 0 errors	9-10
..... 6-9 runs	7-5 1 error	12-2
..... 10+ runs	0-2 2+ errors	7-3
Scored in 1st inning	9-1	Out-hit opponent	20-2
Opp. scored in 1st	8-3	Out-hit by opponent	5-11
Scores first	13-4	Hits are tied	3-2
Opp. scores first	15-11		

Record when team scores:

Runs	0	1	2	3	4	5	6	7	8	9	10+
W-L	0-3	1-2	0-2	1-1	2-4	3-0	1-2	3-0	5-1	4-0	8-0

Record when opponent scores:

Runs	0	1	2	3	4	5	6	7	8	9	10+
W-L	2-0	3-1	4-1	7-1	4-1	1-4	2-0	2-0	2-1	1-4	0-2

Record when leading after:

Inn.	1	2	3	4	5	6	7	8
W-L	6-0	11-2	14-3	17-5	16-4	19-4	20-1	21-1

Record when trailing after:

Inn.	1	2	3	4	5	6	7	8
W-L	6-2	9-6	4-8	5-9	5-11	6-11	3-11	1-11

Record when tied after:

Inn.	1	2	3	4	5	6	7	8
W-L	16-13	8-7	10-4	6-1	7-0	3-0	4-1	5-1

Current winning streak: 4

Longest winning streak: 5

Longest losing streak: 6

Home attendance : 50217 (27 dates avg = 1859)

Away attendance : 30235 (13 dates avg = 2325)

Total attendance: 80452 (40 dates avg = 2011)

2021 TEAM GAME-BY-GAME [BATTING]

Team Game-by-Game for Alabama (as of May 05, 2021) Batting (All games)

Date	Opponent	ab	r	h	rbi	2b	3b	hr	tb	bb	ibb	sb	cs	hbp	sac	sf	gdp	k	po	a	e	lob	avg
Feb 19	MCNEESE	32	10	9	7	2	0	2	17	5	0	0	0	2	0	0	1	8	27	12	1	5	.281
Feb 20	MCNEESE	30	4	7	4	0	0	2	13	3	0	0	1	0	0	0	0	6	27	9	1	4	.258
Feb 21	MCNEESE	29	9	7	9	0	0	3	16	5	0	1	0	2	1	1	0	5	27	11	0	5	.253
Feb 23	at Jacksonville Stat	30	5	6	5	1	0	2	13	8	0	1	1	1	1	0	0	9	27	6	1	8	.240
Feb 24	UTM	34	4	8	3	1	1	0	11	5	0	0	0	0	0	0	1	8	27	10	1	8	.239
Feb 26	WRIGHT STATE	34	8	12	8	4	0	3	25	4	0	0	0	3	0	1	0	6	27	3	2	10	.259
Feb 27	WRIGHT STATE	39	8	9	7	1	0	0	10	11	0	0	0	2	0	0	0	10	33	9	3	13	.254
Feb 27	WRIGHT STATE	23	1	5	1	1	0	0	6	1	0	1	0	1	0	0	0	10	21	10	1	7	.251
Mar 3	TROY	37	9	12	7	3	0	3	24	4	0	0	0	1	0	0	1	4	27	12	1	9	.260
Mar 05	at Charleston	34	8	11	7	1	0	2	18	8	0	1	1	0	1	1	1	4	27	8	0	9	.267
Mar 06	at Charleston	35	0	9	0	1	0	0	10	5	0	1	1	0	0	0	0	9	24	9	1	13	.266
Mar 07	at Charleston	47	21	20	20	4	0	1	27	11	0	0	0	4	0	0	1	4	27	11	0	14	.285
Mar 9	SOUTH ALABAMA	39	11	13	10	3	1	1	21	2	0	0	0	1	0	0	1	12	27	10	0	6	.289
Mar 10	JACKSONVILLE ST	30	7	7	5	1	0	0	8	8	0	0	0	3	0	0	0	8	27	10	1	11	.285
Mar 12	STETSON	33	2	4	2	1	0	1	8	2	0	0	0	2	0	0	0	11	27	11	4	8	.275
Mar 13	STETSON	43	4	11	3	1	0	1	15	3	0	0	0	2	1	0	1	4	36	16	0	12	.273
Mar 14	STETSON	37	9	15	7	1	0	0	16	3	0	6	0	1	1	0	0	5	27	14	1	9	.282
*Mar 19	at Arkansas	41	16	15	15	3	0	4	30	6	0	0	0	1	0	0	0	7	27	8	0	5	.287
*Mar 20	at Arkansas	28	1	2	1	1	0	0	3	2	0	0	0	0	0	1	0	6	24	7	1	3	.278
*Mar 21	at Arkansas	32	1	4	1	1	0	1	8	3	0	0	0	1	0	0	0	15	24	10	2	8	.271
Mar 23	SOUTHERN MISS	33	4	7	4	1	1	0	10	4	0	1	0	0	1	0	0	13	27	14	1	7	.268
*Mar 26	OLE MISS	37	6	10	6	1	0	4	23	1	0	0	0	1	0	0	0	15	27	7	0	6	.268
*Mar 26	OLE MISS	31	0	5	0	3	0	0	8	2	0	2	0	0	0	0	1	12	27	8	0	6	.264
*Mar 27	OLE MISS	35	6	10	6	1	0	2	17	3	0	1	0	0	0	2	0	8	27	11	0	7	.265
*Apr 2	TENNESSEE	32	7	10	7	2	0	2	18	3	0	0	1	1	0	1	0	9	27	7	1	6	.267
*Apr 3	TENNESSEE	42	4	9	3	1	0	1	13	2	0	0	0	1	0	0	1	8	33	9	1	8	.264
*Apr 4	TENNESSEE	37	8	11	8	4	0	3	24	3	0	1	0	0	0	1	1	10	27	14	1	6	.266
Apr 7	ULM	35	3	10	3	2	0	0	12	3	0	0	0	1	0	1	0	6	27	16	1	10	.266
*Apr 09	at Texas A&M	34	5	10	4	1	0	0	11	2	1	2	1	1	2	1	0	10	27	12	0	8	.267
*Apr 10	at Texas A&M	35	6	10	6	2	0	0	12	2	0	1	0	4	0	1	1	11	27	3	1	9	.268
*Apr 11	at Texas A&M	34	7	10	7	1	0	1	14	5	1	1	1	0	0	1	1	6	27	6	0	6	.269
Apr 13	SAMFORD	36	19	15	15	5	0	3	29	16	0	0	0	2	0	2	2	8	27	14	0	13	.273
*Apr 15	AUBURN	39	8	12	8	0	0	3	21	2	0	1	1	0	0	0	0	13	30	10	1	6	.275
*Apr 16	AUBURN	36	4	9	3	0	0	0	9	1	0	0	0	1	0	0	1	11	27	6	2	7	.274
*Apr 17	AUBURN	38	10	16	10	3	0	3	28	3	1	1	0	1	2	0	0	9	27	5	0	9	.278
Apr 20	NORTH ALABAMA	29	8	6	8	1	0	1	10	7	0	0	0	1	0	2	0	9	27	11	2	7	.277
*Apr 23	at Kentucky	39	10	11	9	4	2	0	19	2	0	1	0	1	0	1	0	9	27	10	0	6	.277
*Apr 25	at Kentucky	25	2	6	2	1	0	1	10	1	0	0	0	3	0	0	1	5	18	3	0	6	.276
*Apr 25	at Kentucky	21	0	1	0	0	0	0	1	0	0	0	0	0	0	0	1	6	18	10	0	0	.273
Apr 27	at UAB	38	9	12	9	6	0	1	21	1	0	0	0	2	0	1	0	4	27	9	1	6	.274
*Apr 30	MISSOURI	35	11	13	9	2	0	3	24	7	0	1	0	1	1	0	1	10	27	10	1	9	.276
*May 1	MISSOURI	33	5	11	5	2	1	1	18	3	0	1	0	0	0	1	0	5	27	10	0	8	.278
*May 2	MISSOURI	28	3	7	2	1	0	0	8	1	0	0	0	0	2	1	0	6	27	9	1	5	.277
Totals		1469	283	407	256	75	6	55	659	173	3	25	8	48	13	20	18	354	1152	410	35	328	.277

2021 TEAM GAME-BY-GAME [PITCHING]

Team Game-by-Game for Alabama (as of May 05, 2021)

Pitching (All games)

Date	Opponent	ip	h	r	er	bb	so	2b	3b	hr	wp	bk	hbp	dp	ibb	score	w-l	sv	era
Feb 19	MCNEESE	9.0	12	6	6	2	12	4	0	0	1	1	1	0	0	10-6	1-0	0	6.00
Feb 20	MCNEESE	9.0	5	3	3	5	12	2	0	0	0	0	3	1	0	4-3	2-0	0	4.50
Feb 21	MCNEESE	9.0	10	5	5	2	11	2	0	0	0	0	2	1	0	9-5	3-0	1	4.67
Feb 23	at Jacksonville Stat	9.0	5	2	2	6	12	1	0	1	0	0	1	2	0	5-2	4-0	2	4.00
Feb 24	UTM	9.0	9	9	8	5	9	2	1	2	2	0	1	0	0	4-9	4-1	2	4.80
Feb 26	WRIGHT STATE	9.0	6	4	3	4	11	0	0	1	1	0	2	0	0	8-4	5-1	2	4.50
Feb 27	WRIGHT STATE	11.0	10	7	2	4	13	3	0	0	1	0	1	0	0	8-7	6-1	2	4.02
Feb 27	WRIGHT STATE	7.0	2	0	0	3	10	0	0	0	0	0	0	0	0	1-0	7-1	2	3.62
Mar 3	TROY	9.0	5	1	1	0	8	0	0	1	0	0	1	1	0	9-1	8-1	3	3.33
Mar 05	at Charleston	9.0	6	0	0	0	8	1	0	0	0	0	0	0	0	8-0	9-1	3	3.00
Mar 06	at Charleston	8.0	5	1	1	0	11	1	0	1	0	0	0	0	0	0-1	9-2	3	2.85
Mar 07	at Charleston	9.0	8	3	3	4	9	2	0	0	1	1	0	1	0	21-3	10-2	3	2.86
Mar 9	SOUTH ALABAMA	9.0	13	8	8	2	7	6	0	2	2	0	0	0	0	11-8	11-2	3	3.26
Mar 10	JACKSONVILLE ST	9.0	5	2	2	1	11	2	0	1	0	0	0	0	0	7-2	12-2	3	3.17
Mar 12	STETSON	9.0	5	4	1	3	7	1	0	1	1	0	0	1	0	2-4	12-3	3	3.02
Mar 13	STETSON	12.0	6	3	3	1	14	2	0	0	0	0	2	1	0	4-3	13-3	3	2.96
Mar 14	STETSON	9.0	7	4	2	2	9	2	0	1	1	0	1	0	0	9-4	14-3	3	2.90
*Mar 19	at Arkansas	9.0	8	1	1	3	10	0	0	1	0	0	0	2	0	16-1	15-3	4	2.80
*Mar 20	at Arkansas	8.0	12	9	8	2	13	3	0	1	3	0	0	0	0	1-9	15-4	4	3.09
*Mar 21	at Arkansas	8.0	5	3	3	6	4	0	0	1	0	0	1	2	0	1-3	15-5	4	3.10
Mar 23	SOUTHERN MISS	9.0	7	5	4	1	5	1	0	0	1	0	1	1	0	4-5	15-6	4	3.14
*Mar 26	OLE MISS	9.0	12	9	9	6	5	2	0	2	3	0	2	0	0	6-9	15-7	4	3.41
*Mar 26	OLE MISS	9.0	6	2	2	2	8	1	0	1	1	0	0	2	0	0-2	15-8	4	3.35
*Mar 27	OLE MISS	9.0	13	11	11	6	7	4	0	1	4	0	5	2	0	6-11	15-9	4	3.67
*Apr 2	TENNESSEE	9.0	8	4	4	3	11	2	0	1	0	0	0	1	0	7-4	16-9	5	3.68
*Apr 3	TENNESSEE	11.0	10	8	7	12	12	1	1	0	1	0	1	0	0	4-8	16-10	5	3.78
*Apr 4	TENNESSEE	9.0	15	9	9	9	11	3	0	0	1	0	0	4	0	8-9	16-11	5	3.97
Apr 7	ULM	9.0	9	5	5	4	6	0	1	1	1	0	1	2	0	3-5	16-12	5	4.00
*Apr 09	at Texas A&M	9.0	10	3	3	2	5	2	0	2	0	0	0	1	0	5-3	17-12	6	3.97
*Apr 10	at Texas A&M	9.0	9	3	3	6	12	0	0	0	2	0	0	0	0	6-3	18-12	7	3.94
*Apr 11	at Texas A&M	9.0	10	4	4	0	11	1	0	1	0	0	0	0	0	7-4	19-12	8	3.94
Apr 13	SAMFORD	9.0	8	3	3	3	9	1	0	0	1	0	1	1	0	19-3	20-12	8	3.91
*Apr 15	AUBURN	10.0	11	7	7	1	8	3	1	3	1	0	1	0	0	8-7	21-12	8	3.99
*Apr 16	AUBURN	9.0	9	5	4	4	10	1	0	3	0	0	0	1	0	4-5	21-13	8	3.99
*Apr 17	AUBURN	9.0	14	9	9	7	9	3	0	0	1	0	0	2	1	10-9	22-13	8	4.13
Apr 20	NORTH ALABAMA	9.0	9	6	6	4	9	0	0	0	2	0	0	1	0	8-6	23-13	8	4.18
*Apr 23	at Kentucky	9.0	3	1	1	0	9	0	0	1	1	0	0	1	0	10-1	24-13	8	4.10
*Apr 25	at Kentucky	6.0	13	5	5	0	8	3	0	1	0	0	1	0	0	2-5	24-14	8	4.16
*Apr 25	at Kentucky	6.0	14	11	11	3	4	1	1	7	2	0	1	2	0	0-11	24-15	8	4.37
Apr 27	at UAB	9.0	11	3	3	0	10	1	1	0	3	0	0	2	0	9-3	25-15	9	4.34
*Apr 30	MISSOURI	9.0	12	8	8	1	8	4	0	0	1	1	0	1	0	11-8	26-15	10	4.43
*May 1	MISSOURI	9.0	6	2	2	0	13	2	0	0	1	0	0	0	0	5-2	27-15	11	4.37
*May 2	MISSOURI	9.0	8	2	1	2	9	2	0	0	1	0	0	1	0	3-2	28-15	12	4.29
Totals		384.0	371	200	183	131	400	72	6	38	41	3	30	37	1	283-200	28-15	12	4.29

2021 CUMULATIVE STATS



Crimson Tide Baseball
Overall Statistics for Alabama (as of May 05, 2021)
(All games Sorted by Batting avg)



Record: 28-15 Home: 19-10 Away: 9-5 Conference: 11-10

Player	avg	gp-gs	ab	r	h	2b	3b	hr	rbi	tb	slg%	bb	hp	so	gdp	ob%	sf	sh	sb-att	po	a	e	fld%
Zane Denton	.329	43-43	167	34	55	8	0	8	32	87	.521	25	2	30	3	.416	3	0	2-2	34	69	7	.936
Peyton Wilson	.321	43-43	187	41	60	11	1	9	27	100	.535	18	4	31	1	.387	3	0	9-11	69	109	3	.983
William Hamiter	.310	38-38	145	30	45	9	1	3	29	65	.448	18	3	29	3	.393	2	3	0-1	45	1	0	1.000
Sam Praytor	.289	43-43	159	29	46	9	0	12	41	91	.572	22	7	29	4	.391	4	0	1-2	346	34	4	.990
Drew Williamson	.269	43-43	156	31	42	12	0	4	21	66	.423	22	4	38	1	.372	1	1	3-3	345	24	1	.997
Andrew Pinckney	.261	37-21	88	16	23	6	0	1	11	32	.364	3	4	32	2	.313	1	0	1-2	50	2	1	.981
Jim Jarvis	.254	42-41	130	26	33	4	2	0	14	41	.315	17	8	13	1	.374	0	5	3-3	56	107	9	.948
Owen Diodati	.252	43-42	151	27	38	2	1	10	36	72	.477	17	6	46	1	.349	1	0	1-2	14	1	1	.938
Caden Rose	.189	39-27	95	16	18	4	1	4	17	36	.379	7	5	35	0	.275	2	2	2-3	64	5	0	1.000

Jackson Tate	.327	23-14	52	12	17	3	0	2	10	26	.500	3	3	19	0	.383	2	2	2-2	19	1	0	1.000
T.J. Reeves	.286	18-18	63	8	18	3	0	2	8	27	.429	6	1	24	0	.357	0	0	1-1	29	1	2	.938
Bryce Eblin	.211	9-5	19	5	4	2	0	0	4	6	.316	5	1	6	0	.400	0	0	0-0	8	14	1	.957
Will Patota	.174	18-3	23	2	4	2	0	0	5	6	.261	3	0	7	0	.269	0	0	0-1	0	0	0	.000
Johnny Hawk	.125	9-4	16	2	2	0	0	0	1	2	.125	2	0	8	1	.211	1	0	0-0	46	6	0	1.000
Davis Heller	.111	11-2	18	4	2	0	0	0	0	2	.111	5	0	7	1	.304	0	0	0-0	9	0	0	1.000
Totals	.277	43	1469	283	407	75	6	55	256	659	.449	173	48	354	18	.367	20	13	25-33	1152	410	35	.978
Opponents	.256	43	1448	200	371	72	6	38	181	569	.393	131	30	400	26	.327	17	12	27-40	1114	350	41	.973

LOB - Team (328), Opp (287). DPs turned - Team (37), Opp (26). CI - Team (1), Praytor 1, Opp (2). IBB - Team (3), Denton 1, Rose 1, Praytor 1, Opp (1). Picked off - Rose 1, Wilson 1.

(All games Sorted by Earned run avg)

Player	era	w-l	app	gs	cg	sho	sv	ip	h	r	er	bb	so	2b	3b	hr	b/avg	wp	hp	bk	sfa	sha
William Freeman	2.52	2-1	15	4	0	0/0	1	39.1	31	12	11	6	29	6	1	4	.217	6	1	0	1	0
Dylan Smith	3.20	1-5	11	11	0	0/1	0	64.2	62	23	23	13	86	10	0	7	.251	5	0	0	1	2
Connor Shamblin	3.41	3-2	11	6	0	0/0	1	34.1	28	15	13	13	35	6	0	1	.224	4	5	0	0	2
Tyler Ras	4.85	6-1	11	10	0	0/1	0	59.1	62	35	32	15	40	12	1	10	.264	5	4	1	0	0

Chase Lee	1.33	6-0	16	0	0	0/0	6	27.0	15	4	4	8	39	4	0	3	.167	0	4	0	0	2
Connor Prielipp	1.50	1-0	2	2	0	0/0	0	6.0	5	1	1	1	9	1	0	0	.217	0	0	1	0	0
Landon Green	2.10	3-0	15	0	0	0/1	2	25.2	13	6	6	10	32	3	0	3	.155	3	3	0	1	1
Hunter Ruth	3.14	0-0	8	0	0	0/0	1	14.1	15	5	5	3	14	5	0	0	.283	1	0	0	1	1
Antoine Jean	3.76	2-1	7	6	0	0/0	0	26.1	22	16	11	16	24	0	0	2	.232	3	3	0	3	0
Jacob McNairy	5.40	1-0	12	0	0	0/1	0	28.1	34	20	17	6	23	9	1	2	.301	1	1	0	3	1
Jake Eddington	6.61	1-0	10	1	0	0/0	0	16.1	23	13	12	7	21	3	1	1	.348	6	0	0	1	1
Brock Guffey	7.71	0-1	8	0	0	0/0	1	9.1	12	8	8	8	14	4	0	0	.308	2	1	0	2	0
Eli Giles	9.69	0-1	10	0	0	0/0	0	13.0	25	15	14	6	16	4	2	2	.439	1	1	1	1	2
Grayson Hitt	10.80	2-3	11	3	0	0/1	0	18.1	22	23	22	15	16	4	0	3	.306	4	5	0	3	0
Bryce Eblin	20.25	0-0	2	0	0	0/0	0	1.1	2	3	3	2	1	1	0	0	.400	0	1	0	0	0
Brayden Rowe	27.00	0-0	1	0	0	0/0	0	0.1	0	1	1	2	1	0	0	0	.000	0	1	0	0	0
Totals	4.29	28-15	43	43	0	2/2	12	384.0	371	200	183	131	400	72	6	38	.256	41	30	3	17	12
Opponents	5.74	15-28	43	43	1	3/2	11	371.1	407	283	237	173	354	75	6	55	.277	43	48	6	20	13

PB - Team (2), Praytor 2, Opp (9). Pickoffs - Team (8), Jean 2, Smith 2, Praytor 2, Green 1, Ras 1, Opp (2). SBA/ATT - Praytor (24-33), Smith (9-11), Hawk (3-6), Shamblin (3-6), Giles (3-5), Eddington (2-4), Freeman (2-3), Hitt (2-2), Guffey (2-2), Ruth (1-2), Jean (1-2), Eblin (1-1), McNairy (0-1), Prielipp (1-1).

2021 CUMULATIVE STATS



Crimson Tide Baseball
Overall Statistics for Alabama (as of May 05, 2021)
(All games Sorted by Fielding pct)



Player	c	po	a	e	fld%	dp	sba	csb	sba%	pb	ci
Caden Rose	69	64	5	0	1.000	1	0	0	---	0	0
Johnny Hawk	52	46	6	0	1.000	0	3	3	.500	0	0
William Hamiter	46	45	1	0	1.000	0	0	0	---	0	0
Jackson Tate	20	19	1	0	1.000	0	0	0	---	0	0
Tyler Ras	14	6	8	0	1.000	1	0	0	---	0	0
Davis Heller	9	9	0	0	1.000	2	0	0	---	0	0
Antoine Jean	7	2	5	0	1.000	1	1	1	.500	0	0
Hunter Ruth	3	0	3	0	1.000	0	1	1	.500	0	0
William Freeman	3	0	3	0	1.000	0	2	1	.667	0	0
Grayson Hitt	3	1	2	0	1.000	0	2	0	1.000	0	0
Chase Lee	2	1	1	0	1.000	0	0	0	---	0	0
Landon Green	2	1	1	0	1.000	0	0	0	---	0	0
Jake Eddington	1	0	1	0	1.000	0	2	2	.500	0	0
Brock Guffey	1	0	1	0	1.000	0	2	0	1.000	0	0
Drew Williamson	370	345	24	1	.997	31	0	0	---	0	0
Sam Praytor	384	346	34	4	.990	2	24	9	.727	2	1
Peyton Wilson	181	69	109	3	.983	23	0	0	---	0	0
Andrew Pinckney	53	50	2	1	.981	1	0	0	---	0	0
Bryce Eblin	23	8	14	1	.957	3	1	0	1.000	0	0
Jim Jarvis	172	56	107	9	.948	22	0	0	---	0	0
T.J. Reeves	32	29	1	2	.938	0	0	0	---	0	0
Owen Diodati	16	14	1	1	.938	0	0	0	---	0	0
Zane Denton	110	34	69	7	.936	10	0	0	---	0	0
Dylan Smith	9	4	4	1	.889	0	9	2	.818	0	0
Jacob McNairy	7	2	3	2	.714	0	0	1	.000	0	0
Connor Shamblin	7	1	4	2	.714	0	3	3	.500	0	0
Eli Giles	1	0	0	1	.000	0	3	2	.600	0	0
Connor Prielipp	0	0	0	0	.000	0	1	0	1.000	0	0
Brayden Rowe	0	0	0	0	.000	0	0	0	---	0	0
Will Patota	0	0	0	0	.000	0	0	0	---	0	0
Totals	1597	1152	410	35	.978	37	27	13	.675	2	1
Opponents	1505	1114	350	41	.973	26	25	8	.758	9	2

Hitting minimums - 1 Games 60% of Games

Pitching minimums - 1 Games 30 IP

2021 CUMULATIVE STATS [SEC]



Crimson Tide Baseball
Conference statistics for Alabama (as of May 05, 2021)
(Conference games only Sorted by Batting avg)



Record: 11-10 Home: 6-6 Away: 5-4 Conference: 11-10

Player	avg	gp-gs	ab	r	h	2b	3b	hr	rbi	tb	slg%	bb	hp	so	gdp	ob%	sf	sh	sb-att	po	a	e	fld%
Peyton Wilson	.370	21-21	92	18	34	8	0	4	14	54	.587	4	2	21	1	.404	1	0	5-7	37	49	0	1.000
Sam Praytor	.321	21-21	78	13	25	3	0	7	20	49	.628	8	2	9	2	.385	3	0	0-1	183	17	2	.990
Drew Williamson	.315	21-21	73	11	23	7	0	3	12	39	.534	9	2	19	0	.400	1	0	2-2	150	12	1	.994
Zane Denton	.280	21-21	82	14	23	3	0	2	13	32	.390	8	0	18	3	.333	3	0	1-1	18	33	1	.981
Owen Diodati	.276	21-20	76	11	21	1	0	6	21	40	.526	4	1	24	0	.317	1	0	1-1	1	0	0	1.000
William Hamiter	.262	17-17	65	15	17	2	1	3	7	30	.462	7	2	16	2	.351	0	3	0-0	23	0	0	1.000
T.J. Reeves	.255	13-13	47	6	12	2	0	1	7	17	.362	4	1	19	0	.327	0	0	1-1	20	1	1	.955
Andrew Pinckney	.205	19-12	44	7	9	2	0	1	3	14	.318	1	1	19	1	.239	0	0	0-1	27	0	0	1.000
Jim Jarvis	.176	21-21	68	13	12	3	1	0	8	17	.250	5	3	9	0	.263	0	2	1-1	25	47	3	.960
Caden Rose	.152	19-15	46	6	7	1	1	1	3	13	.283	4	3	23	0	.259	1	1	0-0	43	0	0	1.000

Davis Heller	.500	3-0	2	1	1	0	0	0	0	1	.500	0	0	0	0	.500	0	0	0-0	1	0	0	1.000
Jackson Tate	.333	12-6	24	5	8	2	0	1	4	13	.542	0	0	7	0	.320	1	1	2-2	10	1	0	1.000
Will Patota	.000	9-1	11	0	0	0	0	0	0	0	.000	0	0	5	0	.000	0	0	0-0	0	0	0	.000
Johnny Hawk	.000	2-0	2	0	0	0	0	0	0	0	.000	0	0	1	0	.000	0	0	0-0	3	0	0	1.000
Bryce Eblin	.000	2-0	2	0	0	0	0	0	0	0	.000	0	0	1	0	.000	0	0	0-0	1	1	0	1.000
Totals	.270	21	712	120	192	34	3	29	112	319	.448	54	17	191	9	.331	11	7	13-17	552	175	12	.984
Opponents	.290	21	718	116	208	38	3	26	105	330	.460	75	12	187	15	.362	9	7	14-21	547	168	17	.977

LOB - Team (134), Opp (154). DPs turned - Team (22), Opp (12). CI - Team (1), Praytor 1. IBB - Team (3), Denton 1, Rose 1, Praytor 1, Opp (1). Picked off - Rose 1.

(Conference games only Sorted by Earned run avg)

Player	era	w-l	app	gs	cg	sho	sv	ip	h	r	er	bb	so	2b	3b	hr	b/avg	wp	hp	bk	sfa	sha
Dylan Smith	3.89	1-4	7	7	0	0/0	0	39.1	46	17	17	8	54	8	0	6	.284	5	0	0	0	0
Tyler Ras	5.19	1-0	7	7	0	0/0	0	39.1	48	24	24	10	24	8	1	8	.298	4	2	1	0	0

Landon Green	2.55	1-0	10	0	0	0/0	2	17.2	10	5	5	8	20	2	0	2	.169	3	2	0	1	1
Chase Lee	2.70	1-0	9	0	0	0/0	5	13.1	10	4	4	4	19	2	0	3	.204	0	1	0	0	1
William Freeman	3.31	2-1	9	1	0	0/0	0	16.1	11	6	6	5	17	3	0	3	.190	5	1	0	1	0
Hunter Ruth	4.91	0-0	4	0	0	0/0	0	7.1	8	4	4	3	7	4	0	0	.296	1	0	0	0	0
Connor Shamblin	5.71	1-2	7	3	0	0/0	1	17.1	18	13	11	13	20	4	0	0	.281	3	4	0	0	2
Jacob McNairy	7.71	1-0	5	0	0	0/0	0	11.2	16	11	10	4	7	1	1	1	.356	1	0	0	3	1
Eli Giles	8.31	0-0	4	0	0	0/0	0	4.1	10	4	4	0	4	1	1	0	.556	0	0	0	1	2
Jake Eddington	8.31	0-0	4	0	0	0/0	0	4.1	8	5	4	3	6	2	0	0	.421	1	0	0	0	0
Connor Prielipp	9.00	0-0	1	1	0	0/0	0	1.0	1	1	1	1	1	0	0	0	.250	0	0	0	0	0
Bryce Eblin	9.00	0-0	1	0	0	0/0	0	1.0	2	1	1	0	0	1	0	0	.500	0	1	0	0	0
Antoine Jean	9.39	0-1	3	2	0	0/0	0	7.2	10	8	8	5	5	0	0	1	.323	0	0	0	1	0
Grayson Hitt	30.86	0-1	3	0	0	0/0	0	2.1	6	8	8	8	2	1	0	2	.545	0	1	0	1	0
Brock Guffey	45.00	0-1	2	0	0	0/0	0	1.0	4	5	5	3	1	1	0	0	.667	0	0	0	1	0
Totals	5.48	11-10	21	21	0	0/0	8	184.0	208	116	112	75	187	38	3	26	.290	23	12	1	9	7
Opponents	5.13	10-11	21	21	1	2/1	6	182.1	192	120	104	54	191	34	3	29	.270	19	17	2	11	7

PB - Team (0), Opp (4). Pickoffs - Team (2), Praytor 1, Smith 1, Opp (1). SBA/ATT - Praytor (14-20), Smith (6-8), Shamblin (2-4), Giles (2-4), Ruth (1-2), Guffey (1-1), Freeman (1-1), Prielipp (1-1).

2021 CUMULATIVE STATS [SEC]



Crimson Tide Baseball
Conference statistics for Alabama (as of May 05, 2021)
(Conference games only Sorted by Fielding pct)

Player	c	po	a	e	fld%	dp	sba	csb	sba%	pb	ci
Peyton Wilson	86	37	49	0	1.000	16	0	0	---	0	0
Caden Rose	43	43	0	0	1.000	0	0	0	---	0	0
Andrew Pinckney	27	27	0	0	1.000	0	0	0	---	0	0
William Hamiter	23	23	0	0	1.000	0	0	0	---	0	0
Tyler Ras	13	6	7	0	1.000	1	0	0	---	0	0
Jackson Tate	11	10	1	0	1.000	0	0	0	---	0	0
Dylan Smith	4	2	2	0	1.000	0	6	2	.750	0	0
Johnny Hawk	3	3	0	0	1.000	0	0	0	---	0	0
Bryce Eblin	2	1	1	0	1.000	1	0	0	---	0	0
Chase Lee	1	1	0	0	1.000	0	0	0	---	0	0
Antoine Jean	1	0	1	0	1.000	1	0	0	---	0	0
Davis Heller	1	1	0	0	1.000	1	0	0	---	0	0
Hunter Ruth	1	0	1	0	1.000	0	1	1	.500	0	0
Owen Diodati	1	1	0	0	1.000	0	0	0	---	0	0
Drew Williamson	163	150	12	1	.994	20	0	0	---	0	0
Sam Praytor	202	183	17	2	.990	0	14	6	.700	0	1
Zane Denton	52	18	33	1	.981	7	0	0	---	0	0
Jim Jarvis	75	25	47	3	.960	13	0	0	---	0	0
T.J. Reeves	22	20	1	1	.955	0	0	0	---	0	0
Jacob McNairy	3	0	2	1	.667	0	0	0	---	0	0
Connor Shamblin	4	1	1	2	.500	0	2	2	.500	0	0
Eli Giles	1	0	0	1	.000	0	2	2	.500	0	0
William Freeman	0	0	0	0	.000	0	1	0	1.000	0	0
Jake Eddington	0	0	0	0	.000	0	0	0	---	0	0
Landon Green	0	0	0	0	.000	0	0	0	---	0	0
Brock Guffey	0	0	0	0	.000	0	1	0	1.000	0	0
Grayson Hitt	0	0	0	0	.000	0	0	0	---	0	0
Connor Prielipp	0	0	0	0	.000	0	1	0	1.000	0	0
Will Patota	0	0	0	0	.000	0	0	0	---	0	0
Totals	739	552	175	12	.984	22	14	7	.667	0	1
Opponents	732	547	168	17	.977	12	13	4	.765	4	0

Hitting minimums - 1 Games 60% of Games

Pitching minimums - 1 Games 30 IP

2021 TEAM MISCELLANEOUS STATS [OVERALL]



Crimson Tide Baseball
Miscellaneous Stats for Alabama (as of May 05, 2021)
(All games)



Multiple Hit Games	2	3	4	5+	Total
Zane Denton	13	6	-	-	19
Peyton Wilson	11	5	2	-	18
William Hamiter	8	5	-	-	13
Sam Praytor	6	4	-	-	10
Drew Williamson	6	2	1	-	9
Jim Jarvis	8	-	-	-	8
Owen Diodati	6	2	-	-	8
Jackson Tate	5	1	-	-	6
Andrew Pinckney	2	3	-	-	5
T.J. Reeves	3	2	-	-	5
Caden Rose	3	1	-	-	4
Bryce Eblin	1	-	-	-	1
TEAM	72	31	3	0	106

Multiple RBI Games	2	3	4	5+	Total
Sam Praytor	8	2	2	-	12
Zane Denton	10	-	-	-	10
Owen Diodati	4	1	5	-	10
William Hamiter	8	1	-	-	9
Peyton Wilson	4	1	-	-	5
Caden Rose	2	1	1	-	4
Drew Williamson	2	2	-	-	4
Jim Jarvis	3	-	-	-	3
Andrew Pinckney	1	2	-	-	3
T.J. Reeves	2	-	-	-	2
Will Patota	1	1	-	-	2
Jackson Tate	-	-	1	-	1
Bryce Eblin	1	-	-	-	1
TEAM	46	11	9	0	66

Hitting Streaks	Longest	Current
Peyton Wilson	13	1
Sam Praytor	11	-
Jim Jarvis	9	4
Zane Denton	8	1
Owen Diodati	6	1
William Hamiter	6	-
T.J. Reeves	5	-
Jackson Tate	4	-
Drew Williamson	4	4
Andrew Pinckney	4	-
Bryce Eblin	2	2
Caden Rose	2	1
Will Patota	2	-
Johnny Hawk	1	-
Davis Heller	1	-

Reached Base Streaks	Longest	Current
Jim Jarvis	18	4
William Hamiter	18	-
Sam Praytor	15	4
Peyton Wilson	13	1
Owen Diodati	10	1
Drew Williamson	10	4
Zane Denton	9	1
Andrew Pinckney	8	-
T.J. Reeves	6	-
Caden Rose	5	1
Jackson Tate	5	-
Davis Heller	3	-
Bryce Eblin	2	2
Johnny Hawk	2	-
Will Patota	2	-

2021 TEAM MISCELLANEOUS STATS [SEC]



Crimson Tide Baseball
Miscellaneous Stats for Alabama (as of May 05, 2021)
(Conference games only)



Multiple Hit Games	2	3	4	5+	Total
Peyton Wilson	5	3	2	-	10
Zane Denton	7	2	-	-	9
Sam Praytor	4	3	-	-	7
Drew Williamson	4	1	1	-	6
Owen Diodati	4	2	-	-	6
William Hamiter	4	1	-	-	5
T.J. Reeves	2	1	-	-	3
Jackson Tate	1	1	-	-	2
Jim Jarvis	2	-	-	-	2
Caden Rose	1	-	-	-	1
Andrew Pinckney	-	1	-	-	1
TEAM	34	15	3	0	52

Multiple RBI Games	2	3	4	5+	Total
Sam Praytor	5	1	-	-	6
Owen Diodati	3	1	2	-	6
Zane Denton	4	-	-	-	4
Drew Williamson	2	1	-	-	3
Peyton Wilson	2	1	-	-	3
Jim Jarvis	3	-	-	-	3
William Hamiter	2	-	-	-	2
T.J. Reeves	2	-	-	-	2
Andrew Pinckney	1	-	-	-	1
TEAM	24	4	2	0	30

Hitting Streaks	Longest	Current
Peyton Wilson	10	1
Sam Praytor	6	-
Zane Denton	5	1
T.J. Reeves	5	-
William Hamiter	5	-
Owen Diodati	3	1
Jim Jarvis	3	3
Drew Williamson	3	3
Andrew Pinckney	3	-
Caden Rose	2	1
Jackson Tate	2	-
Davis Heller	1	1

Reached Base Streaks	Longest	Current
William Hamiter	14	-
Sam Praytor	12	3
T.J. Reeves	10	-
Peyton Wilson	10	1
Jim Jarvis	8	3
Drew Williamson	7	3
Zane Denton	7	1
Owen Diodati	5	1
Caden Rose	4	1
Andrew Pinckney	3	-
Jackson Tate	2	-
Davis Heller	1	1



1 Jackson Tate

SENIOR

OF • 6-0 • 210 • Montgomery, Ala.
Lawson State C.C./Park Crossing



4 Connor Prielipp

SOPHOMORE

LHP • 6-3 • 205 • Tomah, Wis.
Tomah



5 Tyler Ras

JUNIOR


RHP • 6-4 • 205 • Middletown, N.J.
Middletown North



7 Caden Rose

FRESHMAN


INF/OF • 5-10 • 175 • Madison, Ala.
Bob Jones



8 Peyton Wilson

SOPHOMORE

UTL • 5-9 • 180 • Hoover, Ala.
Hoover



9 Brayden Rowe

FRESHMAN


RHP • 6-0 • 190 • Warrior, Ala.
Corner



10 Jim Jarvis

SOPHOMORE

INF • 5-10 • 185 • San Diego, Calif.
Clairemont



11 William Hamiter

SOPHOMORE

OF/INF • 5-11 • 190 • Tuscaloosa, Ala.
Northridge



12 Johnny Hawk

R-SENIOR


C • 5-9 • 190 • McClelland, Iowa.
Iowa Western C.C./Creighton Prep



13 Bryce Eblin

FRESHMAN


INF • 5-11 • 175 • Greenwood, Ind.
Center Grove



14 Antoine Jean

SOPHOMORE

LHP • 6-1 • 180 • Montreal, Quebec
École Édouard-Montpetit



16 Owen Diodati

SOPHOMORE

OF • 6-3 • 210 • Niagara Falls, Ontario
A.N. Myer



18 Drew Williamson

JUNIOR

INF • 6-4 • 230 • Brewton, Ala.
T.R. Miller



19 Sam Praytor

R-JUNIOR

C • 5-10 • 200 • Helena, Ala.
Helena



20 Logan Morris

FRESHMAN

RHP • 6-2 • 200 • Madison, Ala.
James Clemens



21 Andrew Pinckney

R-FRESHMAN


OF • 6-3 • 205 • Peachtree City, Ga.
McIntosh



22 T.J. Reeves

JUNIOR

OF • 5-10 • 205 • Birmingham, Ala.
Hueytown



23 Dylan Ray

FRESHMAN

RHP/INF • 6-3 • 225 • New Market, Ala.
Bob Jones



24 Grant Knipp

FRESHMAN

C • 6-2 • 210 • Louisville, Ky.
Louisville Male



25 Dylan Smith

JUNIOR

RHP • 6-2 • 180 • Stafford, Texas
Stafford



26 Grayson Hitt

FRESHMAN


LHP • 6-3 • 195 • Germantown, Tenn.
Houston



27 Chase Lee

JUNIOR

RHP • 6-0 • 170 • McCalla, Ala.
McAdory



28 Eli Giles

FRESHMAN

RHP • 5-10 • 180 • Mobile, Ala.
Faith Academy



29 Connor Shamblin

JUNIOR

RHP • 6-1 • 195 • Lakeland, Tenn.
Briarcrest Christian



30 William Freeman

R-SENIOR

RHP • 6-1 • 225 • Semmes, Ala.
Jones County J.C./Faith Academy



31 Will Portera

FRESHMAN


INF • 5-10 • 190 • Memphis, Tenn.
Memphis University School



32 Will Patota

JUNIOR

OF • 6-3 • 235 • Suwanee, Ga.
So. Union State C.C./Pinecrest Aca.



34 Jacob McNairy

JUNIOR


RHP • 6-2 • 200 • Athens, Ala.
Athens



35 Jake Eddington

FRESHMAN


RHP • 6-2 • 195 • Doniphan, Mo.
Doniphan



37 Hunter Ruth

R-JUNIOR


RHP • 6-2 • 195 • Gainesville, Fla.
Palm Beach St. C.C./Florida/Buchholz



40 Brock Guffey

SENIOR

LHP • 6-1 • 180 • Hoover, Ala.
Hoover



42 Davis Heller

SOPHOMORE


INF/RHP • 6-8 • 240 • Gilbert, Ariz.
South Mountain C.C./Mesquite



44 Zane Denton

SOPHOMORE

INF • 6-0 • 200 • Brentwood, Tenn.
Ravenwood



48 Landon Green

R-SOPHOMORE

RHP • 6-1 • 200 • Helena, Ala.
Helena



6 Brad Bohannon

HEAD COACH

Fourth Season
Berry College, 1998



15 Jason Jackson

ASST. COACH


Fourth Season
Florida State, 2000



3 Jerry Zulli

ASST. COACH

Fourth Season
New Orleans, 2002



Jack Hoehl

DIR. OF OPS.

Fourth Season
Auburn, 2012