

THE MATCHUP

GAMES 35-37

APRIL 16-18 | LINDSEY NELSON STADIUM | KNOXVILLE, TENN. | TV: ESPNU/SECN/SECN+

TENNESSEE VOLUNTEERS (28-6 // 9-3 SEC)

VS

VANDERBILT COMMODORES (26-5 // 9-3 SEC)



Head Coach:
Tony Vitello
Career Record:
112-56 (4th year)
Record at UT:
Same
Highest Ranking:
No. 3 (USA Today & PG)



Head Coach:
Tim Corbin
Career Record:
885-502-1 (24th year)
Record at Vandy:
779-364-1 (19th year)
Highest Ranking:
No. 2 (Four Polls)

TEAM STATS

	No.	NCAA	SEC
Batting Average:	.273	96	10
Runs/Game:	7.3	35	7
Hits:	318	12	4
Home Runs:	36	35	11
Stolen Bases:	44	25	2
ERA:	3.57	24	5
WHIP:	1.21	17	5
Fielding Pct:	.978	24	2

*As of April 15

TEAM STATS

	No.	NCAA	SEC
Batting Average:	.311	9	1
Runs/Game:	7.7	22	3
Hits:	333	5	2
Home Runs:	43	13	6
Stolen Bases:	37	51	5
ERA:	2.75	6	1
WHIP:	1.01	2	1
Fielding Pct:	.973	69	9

*As of April 15

FRIDAY - 7 PM

UT | RHP Chad Dallas
7 GS, 5-0, 4.20 ERA, 40.2 IP, 60 K

VU | RHP Kumar Rocker
8 GS, 7-1, 1.88 ERA, 48.0 IP, 73 K

SATURDAY - 4 PM

UT | LHP Will Heflin
7 GS, 2-1, 4.24 ERA, 34.0 IP, 36 K

VU | RHP Jack Leiter
8 GS, 7-0, 0.55 ERA, 49.0 IP, 84 K

SUNDAY - 1 PM

UT | RHP Blade Tidwell
8 GS, 4-1, 2.91 ERA, 43.1 IP, 43 K

VU | RHP Patrick Reilly
1 GS, 3-1, 3.18 ERA, 17.0 IP, 20 K

SERIES HISTORY: TENNESSEE - VANDERBILT

Overall: Tennessee leads, 176-163-2
in Knoxville: Tennessee leads, 94-58-1
in Nashville: Vanderbilt leads, 100-75-1
at Neutral Sites: Tennessee leads, 5-3
Site Unknown: Teams tied, 2-2

Last Five Meetings (2-3)

Date	Result	Location
3/31/19	Tennessee 7, Vanderbilt 6	Nashville
3/30/19	Tennessee 4, Vanderbilt 10	Nashville
3/29/19	Tennessee 2, Vanderbilt 4	Nashville
5/13/18	Tennessee 8, Vanderbilt 7	Knoxville
5/12/18	Tennessee 2, Vanderbilt 7	Knoxville

KEY STORYLINES

LEADING OFF

- **VOLUNTEER STATE SHOWDOWN**
For the first time in the longstanding series between Tennessee and Vanderbilt, the in-state and SEC rivals both enter this weekend's series ranked in the top five.
- **SERIES HISTORY**
The Vols have played and beaten the Commodores more than any other opponent in program history, leading the series, 176-163-2. UT will be looking for its first series win over Vandy since 2016.
- **LAST TIME OUT**
Tennessee won a midweek shootout on the road at Western Carolina on Tuesday, pulling out a 14-12 victory. The Vols racked up 16 hits and scored eight of their 14 runs with two outs to improve to 9-3 away from home this year.

QUICK HITTERS

- **MAKING HISTORY**
After going 3-1 last week, Tennessee has risen all the way to No. 3 in the USA Today Top 25, its highest ranking in program history. The Vols are also ranked No. 3 by Perfect Game.
- **FIRST TIME SINCE...**
Following its series win over No. 9 Florida last weekend, Tennessee has won its first four SEC series for the first time since 1970. It also marked the Vols' first series win over UF in Knoxville since 2008.
- **UT VS. RANKED FOES**
The Vols have had great success against ranked opponents under Tony Vitello, posting 25 wins over top-25 teams since 2018. UT has won seven series over ranked foes in that span.

BROADCAST INFO

WATCH:
ESPNU (F) / SECN (S) / SECN+ (Su.)

Friday/Saturday

Clay Matvick (PxP)
Chris Burke (Color)

Sunday

Bob Kesling (PxP)
Charlie Puleo (Color)

LISTEN:

Vol Network (FM 99.1 / AM 990)
UT Gameday App / UTSports.com

Talent:

John Wilkerson & Vince Ferrara

LIVE STATS:

UTSports.com (Public)
UTStats.com (Media)

2021 SCHEDULE

RECORD

28-6

SEC	9-3
NON-CONFERENCE	19-3
HOME	19-3
AWAY	9-3
NEUTRAL	0-0
STREAK	W1

DATE	OPPONENT (TV)	TIME/RESULT
2/19	@ Ga. Southern	W, 5-3
2/20	@ Ga. Southern	W, 5-3
2/21	@ Ga. Southern	W, 7-3 (12)
2/23	Arkansas-Pine Bluff	W, 21-1
2/24	Arkansas-Pine Bluff	W, 14-6
2/26	Indiana State	W, 4-3
2/27	Indiana State-DH	L, 3-1 / L, 7-5
2/28	Indiana State	W, 6-5 (11)
3/3	@ Austin Peay	W, 5-3
3/5	Georgia State	W, 6-1
3/6	Georgia State	W, 5-1
3/7	Georgia State	W, 7-0
3/9	@ Charlotte	L, 9-0
3/12	UNCG	W, 6-2
3/13	UNCG	W, 14-9
3/14	UNCG	W, 9-3
3/16	ETSU	W, 9-6 (10)
3/19	@ #7 Georgia*	W, 11-6
3/20	@ #7 Georgia*	L, 5-4
3/21	@ #7 Georgia*	W, 4-1
3/23	Eastern Kentucky	W, 13-5
3/26	#14 LSU*	W, 3-1
3/27	#14 LSU*	W, 9-8 (11)
3/28	#14 LSU*	W, 3-2 (8)
3/30	Western Carolina	W, 9-2
4/2	@ Alabama*	L, 7-4
4/3	@ Alabama* (SECN)	W, 8-4 (11)
4/4	@ Alabama* (SECN)	W, 9-8
4/6	Eastern Kentucky	W, 10-1
4/9	#9 Florida*	W, 6-4
4/10	#9 Florida* (SECN)	W, 5-4
4/11	#9 Florida*	L, 7-6
4/13	@ Western Carolina	W, 14-12
4/16	#2 Vanderbilt* (ESPNU)	7 pm
4/17	#2 Vanderbilt* (SECN)	4 pm
4/18	#2 Vanderbilt*	1 pm
4/20	Tennessee Tech	6:30 pm
4/23	@ Texas A&M*	7:30 pm
4/24	@ Texas A&M*	3 pm
4/25	@ Texas A&M* (SECN)	2 pm
4/27	Lipscomb	6:30 pm
4/29	Kentucky* (ESPNU)	7:30 pm
4/30	Kentucky*	6:30 pm
5/1	Kentucky*	1 pm
5/7	@ Missouri*	TBA
5/8	@ Missouri* (SECN)	4 pm
5/9	@ Missouri*	TBA
5/11	Tennessee Tech	6:30 pm
5/14	Arkansas*	6:30 pm
5/15	Arkansas* (SECN)	12 pm
5/16	Arkansas*	1 pm
5/18	Belmont	6:30 pm
5/20	@ South Carolina*	7 pm
5/21	@ South Carolina*	7 pm
5/22	@ South Carolina*	4 pm
5/25-30	SEC Tournament ¹	TBA
6/4-7	NCAA Regionals ²	TBA
6/11-14	NCAA Super Regionals ²	TBA
6/19-30	College World Series ³	TBA

* Southeastern Conference game

1 - Played at Hoover Met (Hoover, Ala.)

2 - Played at Campus Sites

3 - Played at TD Ameritrade Park (Omaha, Neb.)

All times Eastern & Subject to Change

MEDIA INFORMATION

CREDENTIALS

Media credentials will be issued to members of the working media only. Children and other non-workers will be prohibited. Requests for credentials should be made by calling or emailing **Sean Barows** at least one day in advance of each home game or series. All credentials not picked up at the Media Relations Office will be left at the ticket will call window at the entrance of the stadium.

INTERVIEW POLICY

In accordance with COVID-19 safety protocols, all media availabilities and press conferences during the 2021 season will be held virtually via Zoom.

Tennessee head coach Tony Vitello and select players will be available to working members of the media via Zoom following each game at Lindsey Nelson Stadium. Media members are not permitted in the locker room, clubhouse area or on the field at any time and must remain at least six feet from student-athletes, coaches and staff at all times.

Interviews with visiting team coaches and players must be coordinated through the visiting team's media representative.

PHOTOGRAPHERS/TV

Media credentials are required for all photographers and television media.

Non-university photographers and videographers **WILL NOT** be permitted on the field, in the dugouts or in the dugout photo wells at any time. All outside photographers and videographers will be required to maintain at least six feet of distance from student-athletes, coaches and staff of both teams at all times.

Approved photo areas are located along the concourse. Photographers and TV media representatives are welcome to shoot from these locations. Television crews are welcome to film from the mezzanine level underneath the press box, as well.

PRESS BOX

Due to limited space caused by social distancing protocols in relation to COVID-19, there will be **no media seating** inside the Lindsey Nelson Stadium press box this season. All media seating will be located on the mezzanine level underneath the press box.

The press box will be reserved for official Tennessee Athletics personnel, game operations personnel, visiting team media relations representatives, home and visiting radio and TV broadcast personnel only. Admission to the press box is by credential only.

STATS/ROSTERS/NOTES

Updated cumulative statistics, team rosters and games notes can be found online at **UTSports.com**. Hard copies **WILL NOT** be distributed to media in attendance. Starting lineups, in-game stats and postgame box scores can be seen by using our Stat Broadcast link for each game at **UTStats.com**.

INTERNET/WIFI

High-speed wireless Internet is available throughout Lindsey Nelson Stadium. There also are a limited number of DSL connections available in the press box and phone lines for dial-up access are available as well inside each radio booth.

MEDIA RELATIONS INFORMATION

Overnight Mail Address

1551 Lake Loudoun Blvd.
Anderson Training Center, Ground Floor
Knoxville, TN 37996

Sean Barows

Assistant Director of Media Relations

Office Phone: 865-974-7478

Cell Phone: 561-312-9432

Fax: 865-974-8875

Email: sbarows@utk.edu

FOLLOW ONLINE

Website

UTSports.com/sports/baseball

Twitter

@Vol_Baseball

Facebook

Facebook.com/VolBaseball

Instagram

@Vol_Baseball

TENNESSEE NUMERICAL ROSTER

No.	Name	Pos.	Cl.	B/T	Ht.	Wt.	Hometown/Previous School
1	Drew Gilbert	OF/LHP	So.	L/L	5-9	182	Stillwater, Minn./Stillwater HS
2	Max Ferguson	INF	Jr.	L/R	6-1	180	Atlantic Beach, Fla./The Bolles School
4	Liam Spence	INF	Sr.	R/R	6-1	190	Geelong, Australia/Central Arizona College
5	Logan Steenstra	INF	So.	R/R	6-5	210	Liberty Mo./Cowley College
6	Evan Russell	OF	Sr.	R/R	5-11	195	Lexington, Tenn./Scotts Hill HS
7	Jake Rucker	INF	Jr.	R/R	6-1	195	Greenbrier, Tenn./Pope John Paul II HS
8	Christian Scott	OF	Jr.	L/L	5-9	175	Clarksville, Tenn./Rossview HS
9	Jorel Ortega	INF	So.	R/R	6-0	195	Naranjito, Puerto Rico/Spanish River HS (FL)
10	Pete Derkay	UTL	Sr.	L/R	5-10	215	Acworth, Ga./Allatoona HS
11	Will Heflin	LHP	Sr.	L/L	5-11	175	Morristown, Tenn./Morristown West HS
12	Kyle Booker	OF	Fr.	L/R	5-10	175	Southaven, Miss./DeSoto Central HS
13	Cortland Lawson	INF	So.	R/R	6-2	200	Potomac Falls, Va./Dominion HS
14	Charlie Taylor	C	Fr.	R/R	5-10	185	Dunwoody, Ga./Wesleyan School
15	Shawn Scott	LHP	Fr.	L/L	6-0	176	Clarksville, Tenn./Clarksville Academy
16	Camden Sewell	RHP	Jr.	L/R	6-4	190	Cleveland, Tenn./Cleveland HS
17	Connor Pavolony	C	Jr.	R/R	6-1	195	Woodstock, Ga./River Ridge HS
18	Hunter Ensley	OF	Fr.	R/R	6-1	185	Huntingdon, Tenn./Huntingdon HS
19	Jackson Greer	C	Sr.	R/R	6-3	220	Knoxville, Tenn./ETSU
20	Connor Housley	RHP	So.	L/R	6-4	200	Tyrone, Ga./Sandy Creek HS
21	Trey Lipscomb	INF/OF	Jr.	R/R	6-1	200	Fredrick, Md./Urbana HS
25	Christian Delashmit	RHP	So.	R/R	6-3	190	Covington, Tenn./Covington HS
26	Jason Rackers	RHP	R-Jr.	R/R	6-7	225	Jefferson City, Mo./Jefferson College
27	Jordan Beck	OF	So.	R/R	6-3	213	Hazel Green, Ala./Hazel Green HS
28	Elijah Pleasants	RHP	Jr.	R/R	6-5	200	Clarksville, Tenn./Rossview HS
29	Blade Tidwell	RHP	Fr.	R/R	6-4	200	Loretto, Tenn./Loretto HS
30	Ethan Payne	INF/OF	So.	L/R	6-2	210	Memphis, Tenn./Germantown HS
31	Jackson Leath	RHP	Sr.	R/R	6-1	192	Waxahachie, Texas/Blinn College
32	Sean Hunley	RHP	Sr.	R/R	6-4	220	Mount Juliet, Tenn./Mount Juliet HS
33	Mark McLaughlin	RHP	So.	R/R	6-3	220	Johns Creek, Ga./Northview HS
34	Hollis Fanning	RHP	Fr.	R/R	6-7	200	Tulahoma, Tenn./Tulahoma HS
35	Kirby Connell	LHP	So.	S/L	5-10	190	Blacksburg, S.C./Blacksburg HS
36	Chad Dallas	RHP	Jr.	R/R	5-11	206	Orange, Texas/Panola College
37	Brock Lucas	INF/RHP	Fr.	R/R	6-0	170	Hardinsburg, Ky./Breckinridge County HS
40	Luc Lipcius	1B	R-Jr.	L/L	6-2	215	Williamsburg, Va./Lafayette HS
41	Will Mabrey	LHP	So.	L/L	6-0	185	Cookeville, Tenn./Upperman HS
42	Jake Fitzgibbons	LHP	Fr.	L/L	5-11	160	Mount Juliet, Tenn./Mount Juliet HS
43	Reed Metz	OF	Fr.	R/R	6-4	235	Rogersville, Mo./Logan Rogersville HS
44	Charez Butcher	RHP	Fr.	R/R	6-4	215	Kokomo, Ind./IMG Academy (FL)
45	Jared Dickey	OF	Fr.	L/R	6-2	210	Mount Juliet, Tenn./Friendship Christian
46	Redmond Walsh	LHP	R-Sr.	L/L	5-10	170	Louisville, Tenn./Alcoa HS
47	Cade Elliott	LHP	Fr.	L/L	6-5	208	Johnson City, Mo./Daniel Boone HS
48	Zander Sechrist	LHP	Fr.	R/L	6-2	175	Buford, Ga./Flowery Branch HS
49	Colin Ahearn	LHP	Fr.	L/L	6-2	190	Lakeville, Mass./Baylor School (TN)
51	Austen Jaslove	INF	Fr.	R/R	6-2	171	Knoxville, Tenn./Christian Academy of Knoxville
52	Drew Patterson	LHP	Fr.	L/L	6-3	196	Knoxville, Tenn./Farragut HS

COACHING & SUPPORT STAFF

Head Coach: Tony Vitello (Missouri, '02)

Record at Tennessee (Year): 112-56 (4th)

Overall Record (Year): Same

Assistant Coach: Frank Anderson (4th Season)

Assistant Coach: Josh Elander (4th Season)

Assistant Coach: Ross Kivett (4th Season)

Student Assistant Coach: Richard Jackson (2nd Season)

Graduate Student Manager: Luke Bonfield (2nd Season)

Director of Operations: Chad Zurcher (6th Season)

S&C Coach: Quentin Eberhardt (4th Season)

Athletic Trainer: Jeff Wood (21st Season)

Video Coordinator: Sean McCann (4th Season)

PRONUNCIATION GUIDE

Colin Ahearn	(EH-hern)
Charez Butcher	(SHA-rez)
Kirby Connell	(CON-nel)
Christian Delashmit	(de-LASH-mit)
Connor Housley	(HOWS-lee)
Luc Lipcius	(lip-see-us)
Jorel Ortega	(JOR-ell)
Connor Pavolony	(PAV-oh-lone-EE)
Zander Sechrist	(SEE-crist)
Camden Sewell	(sue-uhl)
Logan Steenstra	(STEEN-strä)

QUICK FACTS

GENERAL UNIVERSITY INFO

Location:	Knoxville, Tenn.
Founded:	1794
Enrollment:	30,559
Conference:	Southeastern (SEC)
Nickname:	Volunteers (Vols)
Colors:	Orange (PMS 151) and White
Mascot:	Smoky (a Bluetick Coonhound)
System President:	Randy Boyd
Chancellor:	Donde Plowman
Director of Athletics:	Danny White
Faculty Athletics Rep:	Dr. Donald Bruce

BASEBALL HISTORY

First Year of Baseball:	1897
All-Time Overall Record:	3,005-1,627-14
All-Time Collegiate Record:	2,099-1,624-14
All-Time SEC Record:	755-909-1
SEC Regular-Season Championships (Last):	3 (1995)
Eastern Division Championships (Last):	6 (1997)
SEC Tournament Championships (Last):	3 (1995)
SEC Tournament Appearances (Last):	16 (2019)

Regional Appearances (Last):	10 (2019)
Super Regional Appearances (Last):	2 (2005)
CWS Appearances (Last):	4 (2005)

TEAM INFO

2020 Record:	15-2
Home/Away/Neutral:	12-2/0-0/3-0
2020 SEC Record (Finish):	N/A (COVID-19)
Home/Away:	0-0/0-0
Final National Rankings:	
RPI:	94
USA Today Coaches:	20
D1Baseball:	NR
Baseball America:	23
Perfect Game:	22
Collegiate Baseball Newspaper:	22
NCBWA:	21
Positional Starters Returning/Lost:	8/2
Pitchers Returning/Lost:	11/3
Letterwinners Returning/Lost:	21/8
Newcomers:	17

NUMBERS TO KNOW

6

The Vols six extra-inning wins are a single-season program record. UT is a perfect 6-0 in extras this season and has won seven straight extra-inning games dating back to 2019.

28

Tennessee's 28 victories this season are the most of any team in Division I college baseball. The Vols' .824 winning percentage also ranks sixth in the country.

34

Senior shortstop **Liam Spence** has been one of the top hitters in the nation this year. He has reached base in 34 consecutive games played dating back to last season.

ROUNDING THE BASES

VOLS-DORES SET FOR TOP 5 BATTLE

- For the first time in the history of the Tennessee-Vanderbilt series, both teams will face off with top-five rankings. The Vols and Commodores enter the series tied with Arkansas for the top record in the SEC at 9-3.
- This weekend's series vs. the No. 2 Commodores will be the second straight weekend series pitting top-10 teams against each other at Lindsey Nelson Stadium.
- The Vols are 7-2 against ranked teams this season.
- Since **Tony Vitello** became UT's head coach in 2018, the Vols have posted 25 wins over ranked foes, including 11 victories over teams ranked in the top 10 and two wins over top-ranked teams (Florida in 2018 and Texas Tech in 2020).
- Vitello's overall record against ranked teams at Tennessee is 25-30 entering this weekend.
- After winning its series vs. No. 9 Florida, sweeping No. 14 LSU and taking two of three games at No. 7 Georgia earlier this year, UT has now won seven series over ranked opponents since 2018.
- The Vols' series win over the Bulldogs was the first over a ranked opponent on the road under Vitello.

VOLS HISTORIC RISE CONTINUES

- After going 3-1 and winning its series against No. 9 Florida last week, Tennessee is now a consensus top-five team and is ranked as high as No. 3.
- UT's No. 3 ranking by USA Today and Perfect Game is its highest in program history.
- The Vols' current rankings are as follows: USA Today (#3), Perfect Game (#3), NCBWA (#4), Collegiate Baseball News (#4), DIBaseball.com (#5) and Baseball America (#5).
- In Week 5, the Vols earned their first top-10 ranking since March 13, 2006. That week, the Vols were ranked No. 5 by Baseball America, No. 7 by Collegiate Baseball Newspaper and No. 9 by the NCBWA.
- Tennessee entered the 2021 season ranked in the Top 25 nationally in four polls, marking the first time that the Vols had been ranked in the preseason Top 25 since 2007, when they were ranked as high as No. 11 to begin the season.

IMPRESSIVE IN SEC PLAY

- Tennessee is off to its best start in conference play since 2004 with a 9-3 record following last weekend's series win over No. 9 Florida. The Vols also went 9-3 to start league play in 2004.
- The Vols have won their first four conference series this season for the first time since 1970.
- The Vols have won road series at Georgia and Alabama, marking the first time they have won their first two SEC road series since 2005 (Auburn and Kentucky).
- UT's series sweep of LSU earlier this season was just its second against the Tigers in program history.
- UT's series win at Georgia was the program's first series win to open SEC play since 2014 at Missouri.

VOLS VS. IN-STATE FOES

- UT is 18-9 in games against in-state teams since **Tony Vitello** took over as head coach in 2018. The Vols are 10-3 against in-state competition since 2019.

AUTOMATIC IN EXTRAS

- Tennessee improved to 6-0 in extra-inning games this season with an 8-4 victory in 11 innings at Alabama on April 3.
- The Vols six victories in extra innings are the most in a single season in program history, topping the previous high of five set 2008, 1994 and 1975.
- Four of UT's six extra-inning wins have come at home in walk-off fashion.
- The Vols have won seven straight extra-inning games dating back to 2019.

FROM DOWN UNDER TO ROCKY TOP

- Senior SS **Liam Spence**, who hails from Geelong, Australia, is having an All-America caliber season and was named to the Golden Spikes Award Mid-season Watch List on Wednesday.
- Spence currently leads the SEC in batting average (.405) and on-base % (.538). He also ranks in the top 25 nationally in hits (25th), runs (14th), on-base percentage (7th) and walks (14th).
- Spence also leads the team with a .568 slugging percentage and is tied for second with eight doubles and five stolen bases.
- Spence has reached base in 34 straight games dating back to last season and has recorded a hit in 27 of the 31 games he's played in this year.
- Spence led the team with a .429 batting average, five walks and three runs scored in UT's series win vs. Florida last weekend.
- Spence's three hits, three runs, two walks and four RBI in his SEC debut at Georgia on March 19 all tied career highs.
- Spence led off UT's SEC opener against the Bulldogs with a solo home run to left-center field, UT's first leadoff home run since **Justin Ammons** left the yard to start the game at Vanderbilt on March 29, 2019.
- Spence played hero for the Vols with his game-winning grand slam in the top of the 12th inning in a 7-3 win over Georgia Southern on opening weekend. It was the first grand slam in his collegiate career.

MIDSEASON ACCOLADES

- Tennessee has received some midseason accolades over the past couple of weeks.
- Head Coach **Tony Vitello** was named the Midseason Coach of the Year by Perfect Game, while RHP **Blade Tidwell** was named a Midseason Freshman All-American by the publication.
- As mentioned above, **Liam Spence** was named to the Golden Spikes Award Midseason Watch List on Wednesday.

SEC EAST SUCCESS

- After winning two games vs. Florida last weekend, Tennessee is now 15-9 against fellow SEC eastern division foes since 2019.
- UT went 11-7 against eastern division opponents in 2019, marking its first winning record against divisional foes since going 8-7 back in 2010.
- The Vols' third-place finish in the division was their highest since 2005 when they finished second.
- UT was picked to finish third in the SEC Eastern Division in the preseason coaches' poll, its highest ranking in the preseason poll since also being picked to finish third in 2007.

RECORD BREAKDOWN

	Overall	SEC
Overall	28-6	9-3
Home	19-3	5-1
Away	9-3	4-2
Neutral	0-0	0-0
Non-Conference	19-3	--
vs. Ranked Opponent	7-2	7-2
Day Games	14-5	3-2
Night Games	14-1	6-1
vs. Left-Handed Starter	6-3	1-2
vs. Right-Handed Starter	22-3	8-1
1-Run Games	6-2	4-2
2-Run Games	6-2	2-0
5+ Run Games	10-1	1-0
Extra Innings	6-0	3-0
Shutouts	1-1	0-0
Scoring 0-2 Runs	0-2	0-0
Scoring 3-5 Runs	9-3	4-2
Scoring 6-9 Runs	12-1	4-1
Scoring 10+ Runs	7-0	1-0
Opp. 0-2 Runs	10-0	3-0
Opp. 3-5 Runs	11-2	3-1
Opp. 6-9 Runs	6-4	3-2
Opp. 10+ Runs	1-0	0-0
Score in 1st Inning	14-1	4-1
Opp. Score in 1st Inning	3-2	2-2
Score First	20-2	5-2
Opp. Score First	8-4	4-1
After 6 Innings:		
Leading	22-1	7-1
Trailing	2-5	1-2
Tied	4-0	1-0
After 7 Innings:		
Leading	25-2	8-2
Trailing	1-4	0-1
Tied	1-0	0-0
After 8 Innings:		
Leading	21-1	6-1
Trailing	1-5	1-2
Tied	5-0	1-0
Hit 0 Home Runs	10-3	6-0
Hit 1 Home Run	6-3	1-3
Hit 2+ Home Runs	12-0	2-0
Opp. 0 Home Runs	9-2	2-1
Opp. 1 Home Run	14-0	4-0
Opp. 2+ Home Runs	5-4	3-2
Made 0 Errors	13-3	6-2
Made 1 Error	9-2	1-1
Made 2+ Errors	6-1	2-0
Opp. 0 Errors	7-1	4-0
Opp. 1 Error	11-3	4-1
Opp. 2+ Errors	10-2	1-2
Out-Hit Opp.	20-1	5-0
Out-Hit by Opp.	8-5	4-3
Hits are tied	0-0	0-0

BY MONTH

February	7-2	--
March	15-2	5-1
April	6-2	4-2
May	--	--

BY UNIFORM

Pinstripes	5-1	2-0
All Whites	6-0	2-0
Cream	4-1	1-1
Orange Top/White/Pin Pants	8-2	2-1
Smokey Grey	4-2	2-1
Grey Top/Pinstripe Pants	1-0	0-0

ROUNDING THE BASES

WALK-OFF WINS

- The Vols recorded their third and fourth walk-off wins of the season against No. 14 LSU on March 28.
- Drew Gilbert** hit a walk-off solo homer in the 11th inning to win Game 2 of the series and **Luc Lipcius** capped the weekend with a walk-off RBI single in the eighth inning of the series finale (7 Inn. Game).
- Jordan Beck** hit a three-run homer in the bottom of the 10th to give UT a 9-6 win vs. ETSU on March 16. It was his second home run of the night after also hitting a solo shot in the second.
- After not hitting a walk-off homer since 2010, UT has hit two this season.
- Beck's walk-off homer was the first for the Vols since April 25, 2010 in a 4-2 win vs. Vanderbilt when VFL **Blake Forsythe** hit a two-run shot in the 11th inning.
- Tennessee's other walk-off win this season came against Indiana State on Feb. 28. Lipcius scored on a throwing error in the 11th to give the Vols a 6-5 win over the Sycamores.
- All four of Tennessee's walk-off win this season have come in extra innings.

ON THE MOVE

- Tennessee is second in the SEC and is tied for 25th nationally with 44 stolen bases this season.
- Max Ferguson's** 13 steals rank third in the SEC and 30th in the country.
- The Vols have four players who have stolen five or more bases this season: Ferguson (13-17), **Drew Gilbert** (5-5), **Liam Spence** (5-6) and **Jake Rucker** (5-7).
- UT led all Power 5 programs and ranked 17th in the nation with 108 steals in 2019.

BREAKING OUT THE BROOMS

- Tennessee has already swept four weekend series this season after its most recent sweep over LSU.
- It marked just the second series sweep over the Tigers in program history and the first series sweep over a ranked opponent since sweeping No. 13 South Carolina in May of 2005.
- The sweep of LSU was the 11th during the Tony Vitello Era (since 2018).
- The Vols' four sweeps are their most in a season since sweeping six opponents in 2004.
- UT secured its third series sweep of the season with a 9-3 win over UNCG on March 14.
- With a sweep at Georgia Southern to open the season, the Vols recorded their third consecutive season-opening sweep.
- The Vols have now recorded multiple series sweeps in every season that Vitello has been the head coach: 2021: 4 // 2020: 2 // 2019: 3 // 2018: 2

SCORING EARLY

- The Vols have made a habit of getting off to fast starts over the past two seasons.
- Through 34 games this season, the Vols have scored in the first or second inning 22 times and have posted an 19-3 record when doing so.
- Tennessee has scored in the first inning in eight of its last 16 games, including in five of its 12 conference games this season.
- Tennessee is outscoring its opponents 34-10 in the first inning of games this season.
- UT's eight first-inning runs vs. Arkansas Pine Bluff on Feb. 24 were the most in a first inning during **Tony Vitello's** tenure as head coach.
- UT scored in either the first or second inning in 13 of its 17 games last season and outscored its opposition 45-5 over the first two innings in 2020.

LIGHTING UP THE SCOREBOARD

- Tennessee's offense has been one of the best in the nation since the start of the 2020 season.
- The Vols enter this weekend ranked in the top 30 nationally in runs (11th - 247), hits (12th - 318), doubles (4th - 71), triples (11th - 11) and walks (2nd - 201).
- The Big Orange have scored eight or more runs in 11 of their last 19 games.
- UT led the nation in total runs (180) and runs per game (10.6) in 2020, and finished the year ranked in the top 10 nationally in batting average (5th - .320), doubles (6th - 43), hits (3rd - 193), home runs (2nd - 31), on-base pct (2nd - .442), slugging pct (2nd - .556) and walks (2nd - 124).

WE HIT DINGERS

- After finishing the shortened 2020 season ranked second nationally with 31 home runs, the Vols have continued to hit the long ball at a high rate this year.
- UT is averaging over one homer per game and ranks 35th in the country with 36 dingers this season.
- Drew Gilbert**, **Jordan Beck** and **Evan Russell** are tied for the team lead with six homers each while **Jake Rucker** (4), **Luc Lipcius** (4), **Max Ferguson** (3) and **Liam Spence** (2) have also gone yard multiple times.
- Tennessee has already hit three grand slams this season, matching their total from 2019 (61 games).
- 12 different Vols have homered this year and UT has left the yard at least once in 21 of its 34 games while hitting multiple home runs 12 times.
- UT hit a season-high four home runs in its Game 2 win over LSU (March 27), led by three jacks from **Evan Russell**, which tied a program record.
- The Vols followed that up with three more long balls in a win over Western Carolina (3/30). Freshman **Kyle Booker** hit his first-career home run while Russell and Rucker also homered. For Russell, it marked his fourth round tripper in three games.
- Trey Lipscomb** and **Cortland Lawson** both hit their first homers of the year in a win over Eastern Kentucky on March 23, hitting two-run shots in a seven-run fifth inning. Lawson's long ball was the first of his career.

RUSSELL SETTING RECORDS

- Senior OF **Evan Russell** tied the single-game program record for three home runs in Tennessee's 9-8 win over LSU on March 27.
- Russell homered in each of his first three at-bats and finished the day with a career high five RBI.
- The Lexington, Tennessee native joined a group of four other Vols who have gone yard three times in a game.

Three-Homer Games (UT History)

- **Evan Russell vs. LSU (March 27, 2021)**
- Cody Hawn vs. Ohio (March 6, 2009)
- Todd Helton vs. Arkansas (March 25, 1995)
- Alan Cockrell vs. Austin Peay (March 16, 1983)
- Rusty Ensor vs. Vanderbilt (April 2, 1981)

RUSSELL GETTING IT DONE ON & OFF THE FIELD

- Evan Russell** was one of 30 collegiate baseball players named to the 2021 Senior CLASS Award Candidate list.
- The Senior CLASS Award recognizes student-athletes who excel both on and off the field. To be eligible for the award, a student-athlete must be classified as an NCAA Division I senior and have notable achievements in four areas of excellence: community, classroom, character and competition.
- Russell has also been one of the Vols' better hitters in SEC play, leading the team with four home runs in conference games.

2021 AWARDS & HONORS

JORDAN BECK • OF • SO

- D1Baseball.com Top 2022 College MLB Draft SEC Prospect (#5)

KYLE BOOKER • OF • FR

- D1Baseball.com 2021 SEC Impact Freshman List (#18)

MAX FERGUSON • INF/OF • JR

- USA Baseball Golden Spikes Award Preseason Watch List
- Baseball America Preseason First Team All-American
- D1Baseball.com Preseason First Team All-American
- Perfect Game/Rawlings Preseason Second Team All-American
- Preseason All-SEC Second Team
- D1Baseball.com Top 2021 College MLB Draft Prospect (#24)
- Baseball America Top 2021 College MLB Draft Prospect (#48)
- D1Baseball.com Top 2021 College MLB Draft SEC Prospects (#11)

DREW GILBERT • OF/LHP • SO

- NCBA Preseason Second Team All-American
- D1Baseball.com Top 2022 College MLB Draft SEC Prospect (#26)

SEAN HUNLEY • RHP • SR

- SEC Co-Pitcher of the Week (3/29)

JACKSON LEATH • RHP • SR

- Baseball America Preseason Second Team All-American
- D1Baseball.com Top 2021 College MLB Draft SEC Prospect (#36)

CONNOR PAVOLONY • C • JR

- USA Baseball Golden Spikes Award Preseason Watch List
- Buster Posey National Collegiate Catcher of the Year Watch List
- D1Baseball.com Preseason Second Team All-American
- D1Baseball.com Top 2021 College MLB Draft Prospect (#39)
- D1Baseball.com Top 2021 College MLB Draft SEC Prospect (#17)

JAKE RUCKER • INF • JR

- Baseball America Preseason Third Team All-American
- Baseball America Top 2021 College MLB Draft Prospect (#56)
- D1Baseball.com Top 2021 College MLB Draft SEC Prospect (#20)

EVAN RUSSELL • OF • SR

- Senior CLASS Award Candidate
- Golden Spikes Award Performance of the Week (3/30)

LIAM SPENCE • INF • SR

- Golden Spikes Award Midseason Watch List

BLADE TIDWELL • RHP • FR

- Perfect Game Midseason Freshman All-American
- SEC Freshman of the Week (3/22)
- D1Baseball.com Top 2022 College MLB Draft SEC Prospect (#15)
- D1Baseball.com 2021 SEC Impact Freshman List (#20)

REDMOND WALSH • LHP • R-SR

- NCBA Stopper of the Year Preseason Watch List

PITCHER SPOTLIGHT

#35 Kirby Connell | LHP | So.

Sophomore lefty Kirby Connell has emerged as one of the Vols top weapons out of the bullpen this season. The South Carolina native leads the team with a 0.99 ERA and is holding batters to a .206 average while posting a 0.84 WHIP. Connell has earned a save in his last two outings.

SEASON STATS:

14 APP | 1-0 | 2 SV | 0.99 ERA | 27.1 IP | 21 H | 6 R | 3 ER | 30 K | 2 BB | 0.84 WHIP



ROUNDING THE BASES

SURE-HANDED VOLS

- UT ranks 24th nationally and second in the SEC with a .978 fielding percentage.
- The Vols have committed one or fewer errors in 27 of their 34 games and are 22-5 when doing so.
- UT has not committed a single error in nine of its last 12 games, including three straight.
- Tennessee was equally as solid defensively last season, ranking fourth in the SEC and 18th nationally with a .981 fielding percentage through 17 games.
- UT set a new program record for fielding percentage (.979) in 2019, which ranked 14th nationally.

ANDERSON'S ARMS

- UT's pitching staff, led by veteran pitching coach **Frank Anderson**, ranks among the top 25 nationally in ERA (24th - 3.57), strikeout-to-walk ratio (4th - 3.87), WHIP (17th - 1.21) and walks allowed per nine innings (7th - 2.50).
- Under the guidance of Anderson, the Vols have ranked in the top 20 nationally in ERA, WHIP, shutouts, strikeout-to-walk ratio and walks allowed in each of the past two seasons.

BULLPEN LOCKING IT DOWN

- Tennessee's bullpen has been a major strength this season, posting a 18-3 record and 3.09 ERA in 175.0 innings of work.
- The bullpen has combined for 185 strikeouts compared to just 48 walks and is holding opposing hitters to a .222 batting average.

SUPER STACHE

- Sophomore LHP **Kirby Connell**, who sports a fantastic mustache, has emerged as one of the Vols' top bullpen arms this season.
- Connell's 0.99 ERA is the lowest on the team among pitchers with 15.0 or more innings pitched.
- The South Carolina native earned his first-career save in last Saturday's win vs. Florida, tying a career high with five strikeouts in three innings pitched.
- Connell earned his second straight save after recording the final out in Tuesday's win at WCU.
- Connell did not allow an earned run in his first 10 appearances this season.

IT AIN'T EASY BEING CHEESY

- Junior RHP **Chad Dallas**, who goes by the nickname "Cheese", improved to 5-0 on the year after tying a career high with 11 strikeouts in last Friday's win over Florida.
- Dallas' five wins are tied for 16th nationally and third in the SEC.
- Dallas is now 3-0 in league play and is tied for third in the SEC with 37 strikeouts in conference only games, trailing only Vanderbilt's Kumar Rocker (39), who he'll face on Friday night, and Jack Leiter (51).
- In his 11 career starts at UT, Dallas has posted a perfect 8-0 record to go along with a 3.63 ERA while striking out 81 batters in 62.0 innings pitched.
- In the SEC opener at Georgia, Dallas retired the first 11 batters he faced before allowing a single with two outs in the fourth inning.
- On March 12, Dallas retired the first 11 batters he faced and finished with seven strikeouts to earn the win vs. UNCG.
- Dallas was UT's opening day starter for the second straight season, earning the win against Georgia Southern on Feb. 19.
- The Texas native has carried no-hitters into the sixth inning or later twice already this season (at Georgia Southern (2/19) & vs. UNCG (3/12)).

BLADE IS SHARP

- RHP **Blade Tidwell** has not looked anything like a true freshman for the Vols this season.
- Tidwell is the only pitcher on the team to start in all eight weekend series and his 2.91 ERA is the lowest among the Vols' starting pitchers.
- Tidwell wowed in his SEC debut at Georgia (3/21), tossing a career-high 7.1 innings, allowing just one run on four hits to earn his third consecutive victory.
- The Loretto, Tennessee native had six strikeouts against the Bulldogs and was named SEC Freshman of the Week for his efforts.
- Tidwell was the first Tennessee player to earn SEC Freshman of the Week honors since **Zach Osborne** on May 18, 2009 and is just the second pitcher in program history to win the weekly award, joining **Josh Lindblom** (Feb. 20, 2006).

BULLPEN ACE SEAN HUNLEY

- RHP **Sean Hunley** has been one of UT's most reliable arms in relief this season, posting a 3.60 ERA and holding opposing hitters to a .211 average.
- Hunley leads the team and is tied for fourth in the SEC with four saves this season. He is also tied for second on the team with four wins.
- Hunley was named the SEC Co-Pitcher of the Week on March 29 after earning two wins and a save in UT's series sweep of LSU.
- Hunley is the 18th player in program history to earn SEC Pitcher of the Week honors and the first since **Garrett Stallings**, who did it twice in 2019.
- Hunley earned his second save of the season in the series opener vs. the Tigers after tossing two innings of shutout relief to finish out a 3-1 victory. He then earned back-to-back wins in Games 2 and 3.
- Hunley leads the team with 17 appearances and ranks third on the team with 39 strikeouts while issuing just seven walks in 35.0 innings.
- Hunley's 15 career wins, 20 career starts and 171.2 innings pitched lead all pitchers on UT's active roster. He has posted an impressive 2.62 career ERA.

NON-CONFERENCE DOMINANCE

- Tennessee continues to dominate non-conference competition with a 19-3 record against such opponents this season, including an 8-1 record in mid-week games.
- The Vols have outscored their non-league opponents 175-88 this season.
- Since the start of the 2019 season, the Vols are 60-10 against non-conference foes.
- The Big Orange are 36-6 in midweek contests since **Tony Vitello** was hired as head coach in 2018.
- The Vols' 26 non-conference wins in 2019 were their most since posting 30 in 2000.

WALSH MOVING UP UT SAVES LIST

- LHP **Redmond Walsh** has established himself as one of college baseball's premier relief pitchers.
- Walsh recorded his third save of the year and the 14th of his career on March 12 vs. UNCG. The save moved him up to third in program history, just four saves behind **Sean Watson** for second all-time.
- Walsh has posted the lowest ERA on the team the past two seasons and his career ERA of 1.47 is the lowest among all active Division I players.
- Walsh had his streak of 14 straight appearances and 29.1 consecutive innings without allowing an earned run snapped vs. LSU on March 27.
- Walsh was named to the NCBWA Stopper of the Year Preseason Watch List for the second straight year.
- Walsh's nine saves in 2019 is tied for the fifth most in a single season in program history.

NCAA/SEC STAT LEADERS

NCAA (Top 50) | SEC (Top 10)

Category	Player (Value)	NCAA	SEC
Base on Balls	Max Ferguson (31)	2	1
	Liam Spence (26)	14	4
Batting Avg.	Liam Spence (.405)	35	1
Doubles	Jordan Beck (9)	--	8
Games Started	Blade Tidwell (8)	5	1
HBP	Drew Gilbert (9)	--	5
Hits	Liam Spence (45)	25	5
	Jake Rucker (43)	40	8
On-Base %	Liam Spence (.538)	7	1
Runs	Liam Spence (35)	14	5
RBI	Jordan Beck (36)	16	3
	Jake Rucker (33)	41	11
Sac Flies	Max Ferguson (4)	18	5
Saves	Sean Hunley (4)	50	4
	Redmond Walsh (3)	--	10
Stolen Bases	Max Ferguson (13)	30	3
K/BB Ratio	Chad Dallas (6.67)	42	5
	Sean Hunley (5.57)	--	9
K/9 Inn.	Chad Dallas (13.28)	36	9
Triples	Jordan Beck (2)	--	8
	Max Ferguson (2)	--	8
Victories	Jake Rucker (2)	--	8
	Liam Spence (2)	--	8
WHIP	Chad Dallas (5)	16	3
Walks/9 Inn.	Sean Hunley (0.97)	--	7
	Will Heflin (1.85)	--	6
	Chad Dallas (1.99)	--	9

*As of April 15, 2021

PLAYER SPOTLIGHT


#2 Max Ferguson | 2B | Jr.

Ferguson is coming off his best game of the season, going 4-for-4 with a walk, a homer and six RBI in a win at Western Carolina on Tuesday night, finishing a triple short of the cycle. The four hits and six RBI were both career highs.

The Florida native ranks second nationally with 31 walks and also ranks second in the SEC with 13 stolen bases.

SEASON STATS:

.252 AVG | 22 R | 29 H | 5 2B | 2 3B | 3 HR | 18 RBI | 47 TB | 31 BB | .409 SLG % | .404 OB % | 13-17 SB



ROUNDING THE BASES

BIG-HIT BECK

- **Jordan Beck** has emerged as one of UT's most dangerous and productive hitters this season.
- The Hazel Green, Alabama native ranks 16th in the country and third in the SEC with 36 RBI this season.
- Beck is coming off back-to-back multi-hit games and hit his sixth home run of the year in Tuesday's victory at Western Carolina.
- Beck hit two home runs and set a new career high with five RBI in a win over ETSU on March 16.
- All three of Beck's hits vs. ETSU went for extra bases and drove in runs, capping his career night with a walk-off three-run blast in the 10th inning.

RUCKER STAYING STEADY

- Junior third baseman **Jake Rucker** is in the midst of another solid season for the Vols.
- Rucker's 43 hits, .336 batting average and 33 RBI all rank second on the team. His 12 RBI in SEC play leads the team.
- Rucker led the Vols with six hits, including three doubles, in their series win at Alabama.

ONE TALENTED INFIELD

- Tennessee boasts its deepest and most experienced infield group since **Tony Vitello** became head coach.
- The junior duo of **Jake Rucker** and **Max Ferguson** both garnered preseason All-America honors.
- UT's four primary starters from this season: Ferguson, Rucker, **Liam Spence** and **Luc Lipcius** have combined for 44% of the team's hits and 40% of the team's runs batted in.
- In 2020, those same four players all batted .326 or better while combining to hit eight homers and drive in 46 runs in just 17 games.

VERSATILE HEFLIN VALUABLE ASSET

- Despite missing all of last season while rehabbing from offseason knee surgery, senior LHP **Will Heflin** has looked as good as ever this year.
- The Morristown, Tennessee native has posted a 2-1 record and ranks fourth on the team with 36 strikeouts. Heflin has started for the Vols in each of the last six weekends.
- At Alabama, Heflin threw 5.2 solid innings, allowing just one run while striking out five batters.
- Heflin got his first start of the year on short-notice in the series opener vs. Georgia State (3/5) after scheduled Friday night starter **Chad Dallas** was a late scratch. Heflin set career highs in innings pitched (7.0) and strikeouts (8) while allowing just one run on six hits.

YOU GET NOTHING AND LIKE IT

- Tennessee recorded its first shutout of the year in a 7-0 win vs. Georgia State on March 7.
- UT has posted 14 shutouts since the start of the 2019 season, a span of 111 games. For comparison, the Vols had just 13 shutouts in their previous 269 games heading into the 2019 season (2014-18).
- UT ranked 12th nationally with three shutouts in 2020.
- UT's 10 shutouts in 2019 were tied for the most in program history and ranked No. 2 in the nation.

ROAD VOLS

- Tennessee has proven to be a tough opponent when playing away from home this season.
- After a midweek win at Western Carolina on Tuesday night, the Vols are now 9-3 on the road this season, including series victories in all three of their weekend road trips.

VITELLO REACHES CENTURY MARK

- Tennessee head coach **Tony Vitello** earned his 100th career game in last Friday's SEC opener at Georgia.
- With the win, Vitello became the fastest head coach in program history to win 100 career games with the Vols, overtaking legendary coach **Rod Delmonico's** mark of 163 games. Vitello needed just 153 games to accomplish the feat.

OFF AND RUNNING

- Tennessee got off to another strong start in its pre-conference slate this year, entering SEC play with a 15-3 record.
- In each of the last two seasons, the Vols posted the two best starts in program history.
- Tennessee started 13-0 in 2020 before losing its first game, marking the second-longest winning streak to open a season in program history.
- UT's longest winning streak to start a season came just one year earlier when the Vols got off to a 15-0 start in 2019.

Longest Winning Streaks to Start A Season

1. 2019 15 Games
2. 2020 13 Games
3. 2014 12 Games

ALL-AMERICAN VOLS

- UT boasts five preseason All-Americans, marking the second straight season that the Vols have had multiple players earn preseason All-America honors.
- Junior INF **Max Ferguson** led the way with three preseason All-America nods, including first-team honors from Baseball America and D1Baseball.com.

Tennessee Preseason All-Americans

- **Max Ferguson:**
Baseball America (1st Team)
D1Baseball.com (1st Team)
Perfect Game (2nd Team)
- **Drew Gilbert:**
NCBWA (2nd Team)
- **Jackson Leath:**
Baseball America (2nd Team)
- **Connor Pavolony:**
D1Baseball.com (2nd Team)
- **Jake Rucker:**
Baseball America (3rd Team)

VOLS IN 2020 MLB DRAFT

- Tennessee had three players selected in the shortened 2020 MLB Draft, which was tied for second in the SEC and tied for fifth in the nation.
- The Vols have had multiple players picked in each of the past seven MLB Drafts.
- The 2020 draft marked the first time that UT had three players selected in the first four rounds since 2007 when **J.P. Arencibia**, **Julio Borbón** and **James Adkins** all went in the first round.
- LHP **Garrett Crochet** became the 17th player in program history to be selected in the first round after going 11th overall to the Chicago White Sox.
- OF **Alerick Soularie** was taken in the second round (59th pick) by the Minnesota Twins and fellow OF **Zach Daniels** was selected by the Houston Astros in the fourth round (131st pick).
- Over the past two years, Tennessee's nine draft picks are tied for the fifth most in the SEC.


Most Draft Picks by SEC Team (2019 & 2020)

1. Vanderbilt - 17
2. Mississippi State - 14
3. Georgia - 10
Ole Miss - 10
5. Tennessee - 9
Arkansas - 9

HOME RUN TRACKER

Player	Opp. (Date)	Inn.	Type
J. Beck (1)	Ga. Southern (2/19)	T5	Solo
D. Gilbert (1)	Ga. Southern (2/20)	T3	Solo
D. Gilbert (2)	Ga. Southern (2/20)	T9	2-Run
J. Beck (2)	Ga. Southern (2/21)	T3	2-Run
L. Spence (1)	Ga. Southern (2/21)	T12	GS
M. Ferguson (1)	UAPB (2/23)	B3	Solo
P. Derkey (1)	UAPB (2/23)	B8	2-Run
L. Lipcius (1)	UAPB (2/24)	B1	2-Run
E. Russell (1)	UAPB (2/24)	B4	3-Run
J. Beck (3)	Indiana St. (2/26)	B3	Solo
L. Lipcius (2)	Georgia St. (3/6)	B8	3-Run
J. Rucker (1)	Georgia St. (3/7)	B3	2-Run
D. Gilbert (3)	Georgia St. (3/7)	B3	2-Run
M. Ferguson (2)	UNCG (3/12)	B7	Solo
L. Lipcius (3)	UNCG (3/13)	B4	Solo
D. Gilbert (4)	UNCG (3/14)	B3	Solo
D. Gilbert (5)	UNCG (3/14)	B8	GS
J. Beck (4)	ETSU (3/16)	B2	Solo
J. Beck (5)	ETSU (3/16)	B10	3-Run
L. Spence (2)	at Georgia (3/19)	T1	Solo
J. Rucker (2)	at Georgia (3/19)	T4	GS
J. Rucker (3)	at Georgia (3/20)	T7	2-Run
T. Lipscomb (1)	E. Kentucky (3/23)	B5	2-Run
C. Lawson (1)	E. Kentucky (3/23)	B5	2-Run
E. Russell (2)	LSU (3/27)	B3	2-Run
E. Russell (3)	LSU (3/27)	B5	2-Run
E. Russell (4)	LSU (3/27)	B6	Solo
D. Gilbert (6)	LSU (3/27)	B11	Solo
K. Booker (1)	WCU (3/30)	B3	Solo
E. Russell (5)	WCU (3/30)	B5	Solo
J. Rucker (4)	WCU (3/30)	B8	3-Run
L. Lipcius (4)	Alabama (4/2)	T2	Solo
E. Russell (6)	Florida (4/9)	B8	Solo
C. Pavolony (1)	Florida (4/11)	B5	2-Run
M. Ferguson (3)	at WCU (4/13)	T3	Solo
J. Beck (6)	at WCU (4/13)	T8	Solo

TOTAL (36)



ROUNDING THE BASES

CROCHET MAKES HISTORY

- VFL **Garrett Crochet** made history after being taken with the 11th overall pick of the 2020 MLB Draft.
- Crochet became the first player to go from the draft to the big leagues without playing in the minors since Mike Leake did so with the Reds in 2010.
- Crochet made six appearances for the White Sox during the 2020 season, including one postseason outing. In those six games, he did not allow a single run and gave up just three hits while racking up 10 strikeouts in 6.2 innings of relief.

Other Notable Feats

- Became the 22nd player to go directly from the draft to the majors since the first draft in June 1965, according to MLB.com.
- Became the first pitcher to go straight to the major leagues in his draft year since Mike Morgan and Tim Conroy in 1978.
- Retired the side in order, recording two strikeouts in his debut against the Reds.
- First pitcher to strike out each of the first two batters he faced in his big-league career without having previously pitched in the minor leagues since Paul Giel on July 10, 1954.
- Crochet's 11 pitches of 100+ mph against the Indians on Sept. 22 were the most by a White Sox pitcher in an outing in the pitch-tracking era (since 2008), breaking the previous record of seven that he had tied just two days prior against Cincinnati (Sept. 20). He accomplished both feats in just one inning of work.
- In his 6.0 innings pitched during the 2020 regular season, 81.2 percent of Crochet's pitches (69 of 85) had a velocity of 99.0 mph or faster, which was the highest percentage of 99+ mph pitches by anyone in the pitch-tracking era (since 2008) with a minimum of 50 total pitches. The next highest was 73.3 percent (Henry Rodriguez in 2009).

VOLS LOADED WITH MLB PROSPECTS

- The Vols have a handful of players on the team who are among some of the top MLB Draft prospects in the SEC and nationally.

Baseball America Top 2021 Prospects (All Schools)

No. 48 Max Ferguson - INF
No. 56 Jake Rucker - INF

D1Baseball.com Top 2021 Prospects (All Schools)

No. 24 Max Ferguson - INF
No. 39 Connor Pavolony - C

D1Baseball.com Top 2021 Prospects (SEC Only)

No. 11 Max Ferguson - INF
No. 17 Connor Pavolony - C
No. 20 Jake Rucker - INF
No. 36 Jackson Leath - RHP

D1Baseball.com Top 2022 Prospects (SEC Only)

No. 5 Jordan Beck - OF
No. 15 Blade Tidwell - RHP
No. 26 Drew Gilbert - OF/LHP

FRESH FACES

- UT's official roster features 17 new faces this season.
- Infielder **Jorel Ortega** and pitchers **Jason Rackers** and **Connor Housley** were with the program last season but were not on the official roster due to injuries or other reasons.
- Housley has posted a 2.89 ERA while striking out 14 batters in 9.1 innings.
- Freshmen newcomers who have made an impact so far this season include pitchers **Blade Tidwell** and **Zander Sechrist** as well as outfielder **Kyle Booker**.
- Tidwell was one of the top recruits in the 2021 class and was listed at No. 20 on D1Baseball.com's 2021 SEC Impact Freshmen List.
- Booker was also named to D1Baseball.com's 2021 SEC Impact Freshmen List, coming in at No. 18. He has had two huge games against Western Carolina (3/30 & 4/13), combining for five hits, six runs and four RBI while also hitting his first-career home run against the Catamounts.
- Sechrist earned his first-career victory vs. Eastern Kentucky on March 23 after tossing 2.2 shutout innings with four strikeouts in relief.

2021 SCHEDULE FEATURES TOP TEAMS

- As is the norm for all SEC teams, Tennessee will face some of the nation's top competition this season.
- Eight of the Vols' 10 SEC opponents were ranked in the Top 25 of at least one preseason poll. Four of those teams: Florida, Vanderbilt, Arkansas and LSU earned Top 10 rankings.
- In total, UT is scheduled to play 24 games against teams that garnered preseason rankings.

TENNESSEE TURNAROUND

- Tennessee head coach **Tony Vitello**, who is in his fourth season with the program, has turned the Vols into one of the league's most dangerous teams.
- Vitello has UT ranked No. 3 this week, the program's highest ranking in program history.
- In 2019, he led Tennessee to its first 40-win season and first NCAA Regional appearance since 2005.
- Vitello led UT to 29 wins in his first season, the most by a first-year head coach in program history.

FOLLOW THE ACTION

- Tennessee is set to have nine games broadcast on national television this season on either the SEC Network or ESPN.
- All of UT's remaining home games will be streamed live on SEC Network + and the ESPN app.
- The remainder of the Vols' conference games will also be carried live on the Vol Network (FM 99.1 / AM 990), with the Voice of Tennessee Baseball John Wilkerson calling the action for his 23rd season as the Vols' play-by-play announcer. Audio for non-conference games will be streamed live on UT-Sports.com.
- For the most up-to-date dates and game times for this season, check the Tennessee Baseball schedule page on UTSports.com.

ON DECK

- Tennessee hosts another in-state foe in Tennessee Tech next Tuesday night in Knoxville before heading out west to take on Texas A&M next weekend in College Station, Texas.
- Tuesday's midweek game against the Golden Eagles will begin at 6:30 p.m. and be streamed on Watch ESPN.

SCOUTING REPORT: VANDY

- **2021 Record:** 26-5 (9-3 SEC)
- **Rankings:** D1Baseball.com (#2), USA Today (#2), CBN (#2), NCBWA (#2), Baseball America (#6), Perfect Game (#7)
- **2019 Postseason:** CWS (Champions)
- **Head Coach:** Tim Corbin (19th season)
Has led Vandy to two National Titles (2014 & 2019)
- **Predicted SEC Finish:** 2nd (Eastern Division)
- **Preseason All-SEC Selections:**
 - Kumar Rocker (1st Team - SP)
 - Jack Leiter (2nd Team - SP)
- **Stat Leaders:**
 - Batting Avg: Dominic Keegan (.391)
 - Runs: Enrique Bradfield Jr. (28)
 - Hits: Carter Young (39)
 - Home Runs: Carter Young (7)
 - RBI: Dominic Keegan (30)
 - Stolen Bases: Enrique Bradfield Jr. (21-22)
 - Wins: Kumar Rocker & Jack Leiter (7)
 - ERA (min. 15.0 IP): Jack Leiter (0.55)
 - Innings Pitched: Jack Leiter (49.0)
 - Strikeouts: Jack Leiter (84)
- **Notable:** Lead the SEC in batting average, doubles, ERA, hits allowed/9 innings, on-base pct, slugging pct, triples and WHIP.

VOLS IN THE MLB

- Tennessee had five former players that made appearances in The Show last season.
- VFL **Garrett Crochet** made an immediate impact for the Chicago White Sox. He was the first player from the 2020 MLB Draft to make his MLB debut and became the first player to go from the draft to the big leagues without playing in the minor leagues since Mike Leake in 2010. In six appearances, he did not allow a single run and gave up just three hits while racking up 10 strikeouts in 6.2 innings of relief.

VOLS ON CURRENT MLB ROSTERS

Player	Pos.	Team
Garrett Crochet	LHP	Chicago White Sox
Yan Gomes	C	Washington Nationals
Nick Senzel	OF	Cincinnati Reds
Drew Steckenrider	RHP	Seattle Mariners



PROJECTED STARTERS

TENNESSEE

BASEBALL



PROJECTED STARTERS INFORMATION

Pos.	No.	Name	Cl.	GP/GS	AVG	R	H	HR	RBI	Notable
C	17	Connor Pavolony	Jr.	26/24	.208	14	16	1	8	Hit first HR of season in series finale vs. Florida (4/11)
1B	40	Luc Lipcius	R-Jr.	33/32	.229	19	24	4	18	Batting .304 with a HR and 5 RBI in last six SEC games
2B	2	Max Ferguson	Jr.	33/33	.252	22	29	3	18	First Vol in three years with six-RBI game at WCU (4/13)
3B	7	Jake Rucker	Jr.	33/33	.336	26	43	4	33	Tied for eighth in SEC with 43 hits
SS	4	Liam Spence	Sr.	31/31	.405	35	45	2	21	Leads the SEC in batting average (.405) & on-base % (.538)
LF	6	Evan Russell	Sr.	29/23	.200	17	17	6	14	First Vol with three HRs in a game since 2009 vs. LSU (3/27)
CF	1	Drew Gilbert	So.	34/33	.273	19	35	6	30	Ranks second on team with 11 RBI in SEC play
RF	27	Jordan Beck	So.	33/32	.254	16	33	6	36	Ranks second in SEC & 15th nationally with 36 RBI
DH	5	Logan Steenstra	So.	17/11	.325	11	13	0	6	Nine of his 13 hits have gone for extra bases

Other Possible Starters/Key Reserves

OF	12	Kyle Booker	Fr.	13/9	.286	12	10	1	10	Set career highs with three hits & three runs on Tuesday
UTL	10	Pete Derkay	Sr.	28/21	.244	20	22	1	8	Looking to snap three-game hitless streak
C	19	Jackson Greer	Sr.	11/8	.286	5	8	0	5	Hit two doubles and had two RBI at WCU (4/13)
INF	21	Trey Lipscomb	Jr.	8/6	.333	7	8	1	8	Doubled twice and drove in two runs vs. ECU (4/6)
INF	9	Jorel Ortega	So.	10/3	.095	7	2	0	2	Recorded a hit and RBI vs. Eastern Kentucky (4/6)
OF	8	Christian Scott	Jr.	18/6	.241	9	7	0	5	Had a hit, stolen base and scored a run vs. ECU (4/6)

GAME-BY-GAME STARTERS

OPPONENT	SP	C	1B	2B	3B	SS	LF	CF	RF	DH
@ Ga. Southern	Dallas	Pavolony	Lipcius	Ferguson	Rucker	Spence	Gilbert	Scott	Beck	Derkay
@ Ga. Southern	Tidwell	Pavolony	Lipcius	Ferguson	Rucker	Spence	Gilbert	Scott	Beck	Ortega
@ Ga. Southern	Pleasants	Greer	Lipcius	Spence	Rucker	Steenstra	Gilbert	Ferguson	Beck	Lipscomb
Arkansas Pine Bluff	Rackers	Pavolony	Lipcius	Ortega	Rucker	Spence	Gilbert	Booker	Beck	Ferguson
Arkansas Pine Bluff	McLaughlin	Greer	Lipcius	Spence	Lipscomb	Steenstra	Russell	Booker	Scott	Rucker
Indiana State	Dallas	Pavolony	Lipcius	Ferguson	Rucker	Spence	Russell	Gilbert	Beck	Lipscomb
Indiana State	Tidwell	Pavolony	Lipcius	Ferguson	Rucker	Spence	Russell	Gilbert	Beck	Greer
Indiana State	Pleasants	Greer	Lipcius	Ferguson	Rucker	Spence	Russell	Gilbert	Beck	Pavolony
Indiana State	Leath	Pavolony	Lipcius	Ferguson	Rucker	Spence	Russell	Gilbert	Beck	Derkay
@ Austin Peay	Sewell	Greer	Derkay	Ferguson	Rucker	Spence	Gilbert	Scott	Beck	Booker
Georgia State	Heflin	Pavolony	Lipcius	Ferguson	Rucker	Spence	Gilbert	Scott	Beck	Derkay
Georgia State	Tidwell	Pavolony	Lipcius	Ferguson	Rucker	Spence	Gilbert	Scott	Beck	Derkay
Georgia State	McLaughlin	Greer	Lipcius	Ferguson	Rucker	Spence	Lipscomb	Gilbert	Beck	Booker
@ Charlotte	Heflin	Pavolony	Lipcius	Ferguson	Rucker	Spence	Russell	Gilbert	Beck	Derkay
UNC Greensboro	Dallas	Pavolony	Lipcius	Ferguson	Rucker	Spence	Russell	Gilbert	Beck	Derkay
UNC Greensboro	Heflin	Greer	Lipcius	Ferguson	Rucker	Spence	Russell	Gilbert	Beck	Derkay
UNC Greensboro	Tidwell	Pavolony	Lipcius	Ferguson	Rucker	Spence	Russell	Gilbert	Beck	Derkay
ETSU	Sewell	Greer	Lipcius	Ferguson	Rucker	Spence	Russell	Gilbert	Beck	Derkay
@ #7 Georgia	Dallas	Pavolony	Lipcius	Ferguson	Rucker	Spence	Russell	Gilbert	Beck	Derkay
@ #7 Georgia	Heflin	Pavolony	Lipcius	Ferguson	Rucker	Spence	Russell	Gilbert	Beck	Derkay
@ #7 Georgia	Tidwell	Pavolony	Lipcius	Ferguson	Rucker	Spence	Russell	Gilbert	Beck	Derkay
Eastern Kentucky	Fitzgibbons	Derkay	Steenstra	Ferguson	Lipscomb	Spence	Gilbert	Booker	Beck	Ortega
#14 LSU	Dallas	Pavolony	Lipcius	Ferguson	Rucker	Spence	Russell	Gilbert	Beck	Derkay
#14 LSU	Heflin	Pavolony	Lipcius	Ferguson	Rucker	Spence	Russell	Gilbert	Beck	Derkay
#14 LSU	Tidwell	Pavolony	Lipcius	Ferguson	Rucker	Spence	Russell	Gilbert	Beck	Derkay
Western Carolina	McLaughlin	Derkay	Lipcius	Ferguson	Rucker	Steenstra	Gilbert	Booker	Russell	Beck
@ Alabama	Dallas	Pavolony	Lipcius	Ferguson	Rucker	Spence	Russell	Gilbert	Beck	Derkay
@ Alabama	Heflin	Pavolony	Lipcius	Ferguson	Rucker	Steenstra	Booker	Gilbert	Beck	Spence
@ Alabama	Tidwell	Pavolony	Lipcius	Ferguson	Rucker	Steenstra	Russell	Gilbert	Beck	Spence
Eastern Kentucky	Fitzgibbons	Derkay	Lipcius	Lawson	Lipscomb	Steenstra	Booker	Ferguson	Gilbert	Rucker
#9 Florida	Dallas	Pavolony	Lipcius	Ferguson	Rucker	Steenstra	Russell	Gilbert	Beck	Spence
#9 Florida	Heflin	Pavolony	Lipcius	Ferguson	Rucker	Steenstra	Russell	Gilbert	Beck	Spence
#9 Florida	Tidwell	Pavolony	Lipcius	Ferguson	Rucker	Steenstra	Russell	Gilbert	Beck	Spence
@ Western Carolina	Fitzgibbons	Derkay	Lipcius	Ferguson	Rucker	Steenstra	Russell	Gilbert	Beck	Booker

INDIVIDUAL

No-Hitter:	Jeffery Terrell vs. Bowling Green State 2/15/02 (W, 5-0)
One-Hitter:	Garrett Stallings/Redmond Walsh/Chase Silseth vs. App State 2/15/19 (W, 6-0)
Complete Game:	Garrett Stallings vs. Ole Miss 5/16/19 (W, 7-0)
Back-to-Back Complete Games:	Garrett Stallings & Will Neely doubleheader vs. Alabama (3/25/18)
Three Straight Complete Games:	Ryan Meyers, Mike Lincoln & Scott Schroeffer 1996 Atlantic Regional vs. Charleston Southern, Georgia Southern & West Virginia
Shutout:	Garrett Stallings vs. Ole Miss 5/16/19 (W, 7-0)
10+ Strikeouts (Individual):	Chad Dallas (11 Ks) vs. Florida 4/9/21
10+ Innings Pitched:	Jamie Bennett (10.0) vs. Auburn 4/14/00
Hit for the Cycle:	Jordan Rodgers vs. Kentucky 4/1/16
Inside the Park Home Run:	Zach Daniels vs. Texas Tech 2/21/20
Inside the Park Grand Slam:	Joe Randa vs. Louisville 4/23/91
Pinch-Hit Home Run:	Cortland Lawson vs. Eastern Kentucky 3/23/21
Pinch-Hit Grand Slam:	Trey Lipscomb vs. George Washington 2/28/20
Leadoff HR (Game):	Liam Spence at Georgia 3/19/21
Leadoff HR (Inning):	Max Ferguson at Western Carolina 4/13/21
Two-Home Run Game:	Evan Russell (3) vs. LSU 3/27/21
Three-Home Run Game:	Evan Russell vs. LSU 3/27/21
Two-Run Home Run:	Connor Pavolony vs. Florida 4/11/21
Three-Run Home Run:	Jake Rucker vs. Western Carolina 3/30/21
Grand Slam:	Jake Rucker at Georgia 3/19/21
Grand Slam in Back-to-Back Games:	Andre Lipcius & Zach Daniels vs. Maryland (2/18/18 DH-2) and vs. Lipscomb 2/20/18
Back-to-Back HR:	Andre Lipcius (two-run) and Alerick Soularie (solo) vs. Lipscomb 4/9/19
Back-to-Back-to-Back HR:	Zach Daniels, Andre Lipcius & Alerick Soularie vs. Lipscomb 4/9/19
HR in Three-Straight Games:	Ethan Bennett, March 12-15, 2011
HR in Four-Straight Games:	Cody Hawn, May 9-14, 2010
Three-Double Game:	Nico Mascia at Western Carolina 3/27/18
Four-Double Game:	Drew Steckenrider vs. Vanderbilt 5/4/12
Two-Triple Game:	Hunter Rigsby vs. ETSU 4/17/02
Four-Hit Game:	Max Ferguson at Western Carolina 4/13/21
Five-Hit Game:	Jeff Moberg vs. Central Michigan 2/28/16
Six-Hit Game:	Kris Bennett vs. Georgia 6/11/01
Four-Run Game:	Zach Daniels vs. Western Illinois 2/15/20
Five-Run Game:	Nico Mascia at Western Carolina 3/27/18
Three-RBI Game:	Evan Russell vs. Florida 4/9/21
Four-RBI Game:	Jake Rucker vs. Western Carolina 3/30/21
Five-RBI Game:	Evan Russell vs. LSU 3/27/21
Six-RBI Game:	Max Ferguson at Western Carolina 4/13/21
Seven-RBI Game:	Jordan Rodgers vs. Kentucky 4/1/16
Eight-RBI Game:	Jordan Rodgers vs. Kentucky 4/1/16
Four Steals:	Jay Charleston vs. Tennessee Tech 5/14/19
Five Steals:	Jay Charleston vs. Tennessee Tech 5/14/19
Straight Steal of Home:	Will Maddox vs. MTSU 4/30/13
No-Hitter vs. UT:	LHP Brian Dodd of Arizona State, 3/19/88
Opposing Player Hit Three HR:	Cole Lankford of Texas A&M, 5/18/13


TEAM

Shutout (Team):	Georgia State 3/7/21 (W, 7-0)
Tennessee Was Shutout:	at Charlotte 3/9/21 (L, 9-0)
Back-to-Back Shutouts:	Western Illinois 2/14/20 & 2/15/20 (Wins of 3-0 & 19-0)
Three Straight Shutouts:	App State 2/16 & 2/17/19 and Northern Kentucky 2/19/19 (Wins of 2-0, 3-0 & 18-0)
Four Straight Shutouts:	Appalachian State (3x) and Northern Kentucky 2/15/19 - 2/19/19 (Wins of 6-0, 2-0, 3-0 & 18-0)
Walk-Off Win:	LSU 3/28/21 (Luc Lipcius RBI single)
Hit a Walk-Off Home Run:	LSU 3/27/21 (Drew Gilbert in 11th Inn.)
Turned a Triple Play:	Eastern Kentucky 2/22/97 (SS-1B)
Hit into a Triple Play:	vs. Florida 4/6/08 (Jeff Lockwood lined into 2B-SS-1B)
10+ Runs:	14 at Western Carolina 4/13/21 (W, 14-12)
15+ Runs	21 vs. Arkansas-Pine Bluff 2/23/21 (W, 21-1)
20+ Runs	21 vs. Arkansas-Pine Bluff 2/23/21 (W, 21-1)
10+ Hits:	16 at Western Carolina 4/13/21 (W, 14-12)
15+ Hits:	16 at Western Carolina 4/13/21 (W, 14-12)
20+ Hits:	20 vs. UNC Greensboro 3/13/21 (W, 14-9)
1-0 Win:	at Alabama (DH-2) 4/16/11
1-0 Loss:	at Vanderbilt 4/28/17
Extra Innings Win:	at Alabama (8-4 in 11 inn.) 4/3/21
Extra Innings Loss:	at Arkansas (4-3 in 10 inn.) 4/28/19
Home Series Won:	Florida 4/9/21 - 4/11/21
Home Series Lost:	Wright State, 3/6/20 - 3/8/20
Home Series Sweep:	LSU 3/26/21 - 3/28/21
Home Series Swept:	Missouri, 5/18/17 - 5/20/17
Away Series Won:	at Alabama, 4/2/21 - 4/4/21
Away Series Lost:	at Arkansas 4/26/19 - 4/28/19
Away Series Sweep:	at Georgia Southern, 2/19/21 - 2/21/21
Away Series Swept:	at Arkansas 4/26/19 - 4/28/19
Away Tournament Won:	Round Rock Classic (3-0), 2020
Beat a Top 25 Team:	#9 Florida (5-4) 4/10/21
Beat a Top 10 Team:	#9 Florida (5-4) 4/10/21
Beat a Top 5 Team:	vs. #1 Texas Tech (6-2) 2/21/20
Beat a Top Ranked Team:	vs. #1 Texas Tech (6-2) 2/21/20
UT Player Ejection:	Brodie Leftridge (9th) vs. ECU 3/6/16
UT Head Coach Ejection:	Tony Vitello (6th) vs. Kentucky 5/5/18
UT Assistant Coach Ejection:	Frank Anderson (4th) vs. Mississippi State 4/7/19

Bold - Occurred in 2021

THE VITELLO FILE

Record: 112-56 (4th Year)
at UT: Same
Alma Mater: Missouri ('02)
Hometown: St. Louis, Mo.
Born: Oct. 9, 1978



COACHING STOPS

- **2018-Present:**
Tennessee, Head Coach
- **2014-17:**
Arkansas, Assistant Coach/Recruiting Coord.
- **2011-13:**
TCU, Assistant Coach/Recruiting Coord.
- **2004-10:**
Missouri, Assistant Coach/Recruiting Coord.
- **2003:**
Missouri, Volunteer Assistant Coach
- **2002:**
Salinas Packers, Associate Head Coach

BY THE NUMBERS

68+

Vitello has coached over 65 players that have been selected in the MLB Draft during his 17-year collegiate coaching career.

40

Vitello guided Tennessee to 40 wins in just his second season as head coach in 2019, which was the most by the Vols since winning 46 games in 2005.

13

Vitello's teams have been consistent postseason contenders, advancing to 13 NCAA Regionals and three NCAA Super Regionals as well as a trip to the CWS with Arkansas in 2015.

11

During his 16-year collegiate coaching career, Vitello has assembled 11 top-15 signing classes, including two top-10 classes since coming to UT and the top-rated class in the nation in 2014.

TENNESSEE HEAD BASEBALL COACH: TONY VITELLO

Full Bio on UTSports.com

Tony Vitello accepted the position of head coach for the Tennessee Volunteers baseball program on June 7, 2017.

A native of St. Louis, Missouri, Vitello arrived on Rocky Top following four seasons as assistant coach/recruiting coordinator at Arkansas. His rise to the head coaching ranks also includes stops at Missouri (his alma mater) and TCU. He has earned a reputation as one of the elite recruiters on the college baseball landscape, having assembled eight top-15 signing classes--including America's top-rated crop of talent in 2014.

In November 2016, D1Baseball.com ranked Vitello No. 2, and tops in the SEC, on its list of the top 30 recruiting coordinators in America.

After leading the program back to the NCAA Tournament in 2019, Vitello and the Vols looked poised to take another step forward in 2020 after a strong start to the season. The Vols were ranked as high as No. 11 in the nation after a 13-0 start and were 15-2 heading into SEC play before the season was halted and eventually canceled due to the Coronavirus (COVID-19) pandemic. UT's No. 11 national ranking was its highest since being ranked No. 11 in the 2007 preseason poll.

Prior to the season being canceled, Tennessee led the country in total runs (180) and runs per game (10.6) while ranking second in home runs (31), slugging percentage (.556), walks (124), on-base percentage (.442) and WHIP (0.94). The Vols were also among the national leaders in a handful of other statistical categories, including: batting average: .320 (fifth), doubles: 43 (sixth), hits: 193 (third), ERA: 2.00 (fourth), fielding percentage: .981 (18th), hits allowed/nine innings: 6.41 (16th), shutouts: three (12th), strikeout-to-walk ratio: 4.89 (third) and walks allowed/nine innings: 2.06 (third).

The highlight of the shortened 2020 season was winning the inaugural Round Rock Classic. The Vols swept a loaded field that included No. 1 Texas Tech, Houston and No. 25 Stanford, outscoring those three teams by a combined score of 21-8. UT's 6-2 win over No. 1 Texas Tech to open the tournament was the program's sixth victory over a top-10 team and second over a top-ranked team since Vitello took over prior to the 2018 season.

In June's MLB Draft, Tennessee had three players selected, which was tied for second most in the SEC and fifth most in the nation. Garrett Crochet became the program's 17th first-round pick and the first under Vitello at Tennessee, going No. 11 overall to the Chicago White Sox. Alerick Soularie was taken in the second round by the Minnesota Twins and Zach Daniels was selected in the fourth round by the Houston Astros, giving UT three picks in the first four rounds for the first time since 2007. The 2020 draft was shortened to just five rounds due to the coronavirus.

Tennessee took a major step forward as a program during Vitello's second season at the helm in 2019. The Vols went 40-21 overall and 14-16 in SEC play to finish third in the Eastern Division, the program's highest finish since 2005. Vitello led the Big Orange to their first NCAA Regional since 2005, ending a 13-year drought.

The Vols exploded out of the gates in 2019 with the best start in program history, winning their first 15 games of the season. UT also won five series in SEC play (most since 2005) and finished the year with 26 victories over non-conference teams (most since 2000).

Tennessee was ranked in the Top 25 for 10 weeks in large part due to boasting one of the nation's top pitching staffs and fielding teams. The Vols tied the program record with 10 shutouts (second in the country) and also finished among the national leaders in strikeout-to-walk ratio (ninth), WHIP (10th), walks allowed/nine innings (14th), ERA (19th) and fielding percentage (14th). UT's .979 fielding percentage was the best in program history.

UT's offensive production also saw an increase under Vitello in 2019. The Vols scored 378 runs, had 173 extra-base hits, hit 53 home runs and had a slugging percentage of .407, all marks that were the highest since 2010. Tennessee was one of the country's most proficient base stealing teams as well, leading all Power 5 programs with 108 stolen bases. Junior speedster Jay Charleston finished the year with 41 steals, becoming the first SEC player to steal 40-plus bases in a season since VFLs Chris Burke (49) and Stevie Daniel (46) both accomplished the feat back in 2001.

The Big Orange had five players earn postseason honors. Sophomore designated hitter Evan Russell became just the seventh player in program history to earn Google Cloud Academic All-America honors, earning a spot on the third team. Sophomore newcomer Alerick Soularie garnered numerous accolades, earning All-America honors from D1Baseball.com (Third Team) and Rawlings/Perfect Game (Honorable Mention) while also being named first-team All-SEC after leading the team with a .357 batting average, .602 slugging percentage and .466 on-base percentage. Junior pitcher Garrett Stallings was named the SEC Scholar-Athlete of the Year and also earned a spot on the SEC All-Defensive Team after leading UT with a career-best eight wins and 106 strikeouts. Andre Lipcius, Redmond Walsh and Soularie were all named to the ABCA/Rawlings All-South Region second team as well.

Tennessee also had six players selected in the 2019 Major League Baseball Draft, tying the most since 2015. Andre Lipcius (third round), Stallings (fifth round), Andrew Schultz (sixth round), Zach Linginfelter (ninth round), Ricky Martinez (18th round) and Charleston (26th round) were all among those picked. With the 83rd overall pick by the Detroit Tigers, Lipcius became the highest-drafted UT player since current Cincinnati Reds' outfielder Nick Senzel went No. 2 overall in 2016. Vitello has now coached seven players during his two seasons with the Vols that have been drafted.

In his first season at Tennessee, Vitello led the Vols to a 29-27 overall record and engineered an impressive turnaround from 2017 in SEC play. After winning just seven conference games in 2017, Vitello helped lead UT to 12 wins and three series victories in conference play, including a sweep of Alabama and series victories over ranked foes Texas A&M and Kentucky. Tennessee posted a 9-6 record at home in league play, which was the program's best since 2005.

During a full-time, Division I coaching career spanning 17 years, Vitello has signed and developed seven first-round MLB Draft picks and a handful of players who advanced to the big leagues. That list includes Andrew Benintendi, Brandon Finnegan, Kyle Gibson, All-Star Aaron Crow, Gold Glove Award winner and four-time All-Star Ian Kinsler and five-time All-Star, three-time Cy Young Award winner Max Scherzer and most recently, Crochet, who became the first player to go from the draft to the big leagues without playing in the minors since Mike Leake in 2010. He made six appearances for the White Sox during the 2020 season.

Vitello already boasts the incredibly rare distinction of having mentored both a National Hitter of the Year (Benintendi) and National Pitcher of the Year (Crow). Benintendi won the 2015 Golden Spikes Award as America's top amateur baseball player, while Crow--who Vitello coached during his tenure on staff at his alma mater, Missouri--claimed the 2008 Roger Clemens Award.

A three-year letterwinner at Missouri (2000-02), Vitello earned Academic All-Big 12 Conference honors as a senior and was named to the Big 12 Commissioner's Honor Roll twice. Following his playing career and the completion of his management degree at MU, Vitello joined the Missouri coaching staff as a volunteer assistant in 2003 and completed his course work for his master's degree in Business. In 2004, he was elevated to full-time assistant coach.

COACHING STAFF




#22 TONY VITELLO
Head Coach
4th Year at Tennessee



#3 FRANK ANDERSON
Assistant Coach/Pitching
4th Year at Tennessee



#24 JOSH ELANDER
Asst. Coach/Recruiting Coord.
4th Year at Tennessee



#23 ROSS KIVETT
Asst. Coach/Camp Coord.
4th Year at Tennessee



QUENTIN EBERHARDT
Dir. of Sports Performance
4th Year at Tennessee

SEC STANDINGS

EASTERN DIVISION

SCHOOL	CONF	OVERALL	PCT	HOME	ROAD	NEUTRAL	T25	STRK
Tennessee	9-3	28-6	.824	19-3	9-3	0-0	7-2	W1
Vanderbilt	9-3	26-5	.839	18-4	8-1	0-0	8-4	W1
South Carolina	8-4	22-9	.710	16-2	5-6	1-1	6-6	W3
Florida	6-6	22-11	.667	20-5	2-6	0-0	8-9	W2
Kentucky	6-6	21-9	.700	17-6	4-3	0-0	1-3	W2
Georgia	5-7	21-11	.656	16-7	5-4	0-0	4-5	W2
Missouri	4-8	11-20	.355	4-7	7-9	0-4	1-7	L3

WESTERN DIVISION

SCHOOL	CONF	OVERALL	PCT	HOME	ROAD	NEUTRAL	T25	STRK
Arkansas	9-3	28-5	.848	18-3	7-2	3-0	10-2	W3
Ole Miss	8-4	25-8	.758	18-5	4-3	3-0	8-4	W1
Mississippi State	8-4	25-7	.781	17-5	5-1	3-1	7-5	W8
Alabama	5-7	20-12	.625	13-9	7-3	0-0	2-7	W4
LSU	3-9	20-12	.625	16-8	4-4	0-0	1-8	L1
Texas A&M	3-9	20-15	.571	16-10	2-4	2-1	4-5	W1
Auburn	1-11	13-16	.448	8-9	4-5	1-2	3-11	W1

As of April 15

AROUND THE SEC - WEEKEND SLATE

THURSDAY, APRIL 15

Auburn at Alabama - 7 p.m.
South Carolina at LSU - 7:30 p.m.

FRIDAY, APRIL 16

Kentucky at Georgia - 6 p.m.
Missouri at Florida - 6:30 p.m.
Auburn at Alabama - 7 p.m.
Ole Miss at Mississippi State - 7 p.m.
Vanderbilt at Tennessee - 7 p.m.
Texas A&M at Arkansas - 7:30 p.m.
South Carolina at LSU - 8 p.m.

SATURDAY, APRIL 17

South Carolina at LSU - 3 p.m.
Ole Miss at Mississippi State - 3 p.m.
Vanderbilt at Tennessee - 4 p.m.
Auburn at Alabama - 5 p.m.
Missouri at Florida - 6:30 p.m.
Kentucky at Georgia - 7 p.m.
Texas A&M at Arkansas - 7:30 p.m.

SUNDAY, APRIL 18

Missouri at Florida - 1 p.m.
Kentucky at Georgia - 1 p.m.
Vanderbilt at Tennessee - 1 p.m.
Ole Miss at Mississippi State - 2 p.m.
Texas A&M at Arkansas - 3 p.m.

SEC PRESEASON POLL

TEAM POINTS

Eastern Division

1. Florida (13)	91
2. Vanderbilt (1)	79
3. Tennessee	58
4. South Carolina	55
5. Georgia	51
6. Missouri	28
7. Kentucky	23

Western Division

1. Ole Miss (7)	78
2. Mississippi State (3)	73
3. Arkansas (2)	72
4. LSU (2)	63
5. Texas A&M	36
6. Auburn	32
7. Alabama	31

First-place votes in parentheses

UT IN THE POLLS

	USA TODAY	D1	BA	CB	NCBWA	PG
PRE/W1	16	19	19	35	20	NR
W2	--	18	17	27	15	--
W3	17	18	22	29	18	NR
W4	14	15	23	28	15	NR
W5	10	13	18	29	11	19
W6	9	12	16	27	10	15
W7	6	9	10	7	7	9
W8	4	6	7	4	4	4
W9	3	5	5	4	4	3
W10						
W11						
W12						
W13						
W14						
W15						
W16						
W17						
W18						
FINAL						

-- denotes no poll released that week

NATIONAL POLLS

USA Today Coaches (4/12)		D1Baseball.com (4/12)		Baseball America (4/12)		Collegiate Baseball (4/12)		NCBWA (4/12)		Perfect Game (4/12)	
School	Record	School	Record	School	Record	School	Record	School	Record	School	Record
1. Arkansas	26-5	1. Arkansas	26-5	1. Arkansas	26-5	1. Arkansas	26-5	1. Arkansas	26-5	1. Arkansas	26-5
2. Vanderbilt	25-5	2. Vanderbilt	25-5	2. Louisville	20-10	2. Vanderbilt	25-5	2. Vanderbilt	25-5	2. Texas	25-8
3. Tennessee	27-6	3. Texas	25-8	3. Mississippi State	24-7	3. Texas	25-8	3. Texas	25-8	3. Tennessee	27-6
4. Mississippi State	24-7	4. Mississippi State	24-7	4. Texas	25-8	4. Tennessee	27-6	4. Tennessee	27-6	4. Louisville	20-10
5. Texas	25-8	5. Tennessee	27-6	5. Tennessee	27-6	5. South Carolina	21-9	5. Mississippi State	24-7	5. East Carolina	26-5
6. Ole Miss	24-8	6. Ole Miss	24-8	6. Vanderbilt	25-5	6. TCU	22-9	6. East Carolina	26-5	6. Mississippi State	23-7
7. Texas Tech	22-7	7. Louisville	20-10	7. Notre Dame	15-6	7. Louisville	20-10	7. Ole Miss	24-8	7. Vanderbilt	25-5
8. East Carolina	26-5	8. Texas Tech	22-7	8. East Carolina	26-5	8. Ole Miss	24-8	8. Texas Tech	22-7	8. Texas Tech	22-7
9. Louisville	20-10	9. East Carolina	26-5	9. Mississippi	24-8	9. Texas Tech	22-7	9. Louisville	20-10	9. South Carolina	21-9
10. TCU	22-9	10. Notre Dame	15-6	10. South Carolina	21-9	10. Oklahoma State	21-7-1	10. Oklahoma State	21-7-1	10. Ole Miss	24-8
11. South Carolina	21-9	11. South Carolina	21-9	11. Texas Tech	21-7	11. Mississippi State	24-7	11. Notre Dame	15-6	11. Notre Dame	15-6
12. Oklahoma State	21-7	12. TCU	22-9	12. Virginia Tech	19-9	12. East Carolina	26-5	12. TCU	22-9	12. TCU	22-9
12. Notre Dame	15-6	13. Oklahoma State	21-7-1	13. Arizona	21-9	13. Arizona	21-9	13. Louisiana Tech	24-7	13. Louisiana Tech	24-7
14. Oregon	19-17	14. Louisiana Tech	24-7	14. Oregon	17-6	14. Florida	21-11	14. South Carolina	21-9	14. Arizona	21-9
15. Louisiana Tech	24-7	15. Oregon	19-7	15. TCU	22-9	15. Stanford	19-6	15. Oregon	19-7	15. Oregon	19-7
15. Florida	21-11	16. Arizona	21-9	16. Louisiana Tech	25-7	16. Notre Dame	15-6	16. Florida	21-11	16. Florida	21-11
17. Arizona	21-9	17. Virginia Tech	19-9	17. Pittsburgh	17-10	17. Oregon	19-7	17. Arizona	21-9	17. Stanford	19-5
18. Stanford	19-6	18. Florida	21-11	18. Florida State	16-12	18. Michigan	15-7	18. Stanford	19-6	18. Oklahoma State	21-7-1
19. Virginia Tech	19-9	19. Pittsburgh	17-10	19. Florida	21-11	19. Arizona State	18-9	19. Pittsburgh	17-10	19. Virginia Tech	19-9
20. Pittsburgh	17-10	20. Stanford	19-6	20. Oklahoma State	22-7-1	20. Georgia	20-11	20. Virginia Tech	19-9	20. Georgia Tech	15-12
21. Georgia Tech	15-12	21. Charlotte	22-9	21. Georgia Tech	15-12	21. Pittsburgh	17-10	21. Oregon State	21-10	21. Michigan	15-7
22. Old Dominion	24-6	22. Old Dominion	24-6	22. Stanford	19-6	22. Louisiana Tech	24-7	t22. Old Dominion	24-6	22. Indiana State	16-8
23. Oregon State	21-10	23. Indiana State	16-8	23. Oregon State	21-10	23. UCLA	17-11	t22. UC Santa Barbara	21-9	23. Florida State	16-12
24. Michigan	15-7	24. Florida State	16-12	24. Michigan	15-7	24. Sacramento State	21-7	24. Michigan	15-7	24. Indiana	13-7
25. UCLA	17-11	25. Michigan	15-7	25. Indiana State	16-8	25. U.C. Irvine	19-10	25. Miami	17-11	25. Nebraska	15-6

* Records displayed are from date of poll release

PROJECTED STARTER - GAME 1



36

CHAD DALLAS

Jr. | RHP | 5-11 | 206 | Orange, Texas (Panola College)

CAREER STATS

Season	W-L	GP-GS	CG	SHO	IP	H	R	ER	HR	BB	K	SV	WHIP	BAA	ERA
2020	3-0	4-4	0	0	21.1	19	6	6	0	6	21	0	1.17	.235	2.53
2021	5-0	7-7	0	0	40.2	38	20	19	7	9	60	0	1.16	.238	4.28
TOTALS	8-0	11-11	0	0	62.0	57	26	25	7	15	81	0	1.16	.237	4.20

SEASON HIGHS

Innings (Starter)7.0 (2x) last vs. Florida (4/9)
 Innings (Reliever)N/A
 Runs Allowed6 at Georgia (3/19)
 ER Allowed6 at Georgia (3/19)
 Strikeouts11 (2x) last vs. Florida (4/9)
 Walks2 (3x) last at Alabama (4/2)
 Hits Allowed9 (2x) last at Georgia (3/19)
 Wild Pitches2 at Georgia (3/19)

CAREER HIGHS

Innings (Starter)7.0 (3x) last vs. Florida (4/9/21)
 Innings (Reliever)N/A
 Runs Allowed6 at Georgia (3/19/21)
 ER Allowed6 at Georgia (3/19/21)
 Strikeouts11 (2x) last vs. Florida (4/9/21)
 Walks2 (5x) last at Alabama (4/2/21)
 Hits Allowed9 (2x) last at Georgia (3/19/21)
 Wild Pitches2 at Georgia (3/19/21)

GAME-BY-GAME STATS

#36 Chad Dallas - 7 appearances (All games)

Date	Opponent	GS	IP	H	R	ER	BB	SO	2B	3B	HR	WP	BK	HBP	IBB	Score	W-L	Sv	ERA	NP
Feb 19	at Georgia Southern	*	6.1	2	2	2	1	7	0	0	1	1	0	0	0	5-3	1-0	0	2.84	80
Feb 26	INDIANA STATE	*	5.0	9	3	3	1	9	0	0	1	0	0	0	0	4-3	1-0	0	3.97	89
Mar 12	UNC GREENSBORO	*	5.1	1	1	1	2	7	0	0	1	0	0	1	0	6-2	2-0	0	3.24	85
Mar 19	at Georgia	*	6.1	9	6	6	2	9	1	0	0	2	0	0	0	11-6	3-0	0	4.70	98
Mar 26	LSU	*	7.0	5	1	1	1	11	0	0	1	0	0	1	0	3-1	4-0	0	3.90	101
Apr 2	at Alabama	*	3.2	5	3	3	2	6	0	0	0	0	0	1	0	4-7	4-0	0	4.28	71
Apr 09	FLORIDA	*	7.0	7	4	3	0	11	0	0	3	0	0	0	0	6-4	5-0	0	4.20	102
Totals		7	40.2	38	20	19	9	60	1	0	7	3	0	3	0	39-26	5-0	0	4.20	-

BIO INFORMATION

Full Bio on UTSports.com

CAREER HONORS

- 2019-20 SEC First-Year Academic Honor Roll

2021 - JUNIOR

- Improved to 5-0 on the year after tying a career high with 11 strikeouts in seven innings of work vs. No. 9 Florida (4/9)
- Set the tone for Tennessee's series sweep of LSU with an incredible performance on Friday night, setting a career high with 11 strikeouts in seven innings pitched while allowing just one run to improve to 4-0 on the year (3/26)
- Earned his third win of the year and tied a career high with nine strikeouts in his SEC debut at Georgia (3/19)
- Carried a no-hitter into the sixth inning and ended up allowing one run on one hit with seven strikeouts in 5.1 innings to earn the win vs. UNC Greensboro (3/12)
- Struck out a career-high nine batters in five innings of work during Tennessee's home opener against Indiana State (2/26)
- Carried a no-hitter in the seventh inning on Opening Day and earned the win after striking out seven and allowing just two runs on two hits at Georgia Southern (2/19)

PERSONAL

- Full name is John Chadwell Dallas
- Nickname is "Cheese"
- Born on June 26, 2000
- Majoring in Communication Studies
- Son of Tony and Nancy Dallas
- Has an older sister, Leigh Anne Dallas, and an older brother, Jack Dallas
- Brother, Jack is a pitcher at Lamar University and father, Tony played baseball at Panola College
- Member of the National Honor Society
- Enjoys playing golf

PROJECTED STARTER - GAME 2



11

WILL HEFLIN

Sr. | LHP | 5-11 | 175 | Morristown, Tenn. (Morristown West HS)

CAREER STATS

Season	W-L	GP-GS	CG	SHO	IP	H	R	ER	HR	BB	K	SV	WHIP	BAA	ERA
2017	0-0	12-0	0	0	15.1	13	5	5	3	8	8	0	1.37	.232	2.93
2018	4-3	17-5	0	0	38.1	45	27	24	6	23	28	0	1.77	.293	5.63
2019	4-1	26-1	0	0	32.2	29	14	8	2	14	35	0	1.32	.238	2.60
2020	DNP - INJURY/COVID-19														
2021	2-1	9-7	0	0	34.0	40	16	16	6	7	36	0	1.38	.301	4.24
TOTALS	10-5	64-13	0	0	120.1	127	62	53	17	52	107	0	1.49	.273	3.96

SEASON HIGHS

Innings (Starter) 7.0 vs. Georgia State (3/5)
Innings (Reliever) 4.2 vs. Indiana State (2/27)
Runs Allowed 6 vs. UNC Greensboro (3/13)
ER Allowed 6 vs. UNC Greensboro (3/13)
Strikeouts 8 (2x) last vs. Georgia State (3/5)
Walks 2 (2x) last vs. Florida (4/10)
Hits Allowed 6 (3x) last at Alabama (4/3)
Wild Pitches 1 (2x) last at Georgia (3/20)

CAREER HIGHS

Innings (Starter) 7.0 vs. Georgia State (3/5/21)
Innings (Reliever) 4.2 vs. Indiana State (2/27/21)
Runs Allowed 7 vs. Florida (4/7/18)
ER Allowed 7 vs. Florida (4/7/18)
Strikeouts 8 (2x) last vs. Georgia State (3/5/21)
Walks 4 vs. Tennessee Tech (4/25/18)
Hits Allowed 6 (4x) last at Alabama (4/3/21)
Wild Pitches 2 vs. Kentucky (5/4/18)

GAME-BY-GAME STATS

#11 Will Heflin - 9 appearances (All games)

Date	Opponent	GS	IP	H	R	ER	BB	SO	2B	3B	HR	WP	BK	HBP	IBB	Score	W-L	Sv	ERA	NP
Feb 23	ARKANSAS-PINE BLU		3.1	1	0	0	1	8	0	0	0	0	0	0	0	21-1	1-0	0	0.00	51
Feb 27	INDIANA STATE-1		4.2	4	1	1	1	1	1	0	0	0	0	1	0	1-3	1-0	0	1.12	59
Mar 05	GEORGIA STATE	*	7.0	6	1	1	0	8	0	0	1	0	0	0	0	6-1	2-0	0	1.20	99
Mar 09	at Charlotte	*	1.0	2	1	1	0	1	0	0	0	1	0	0	0	0-9	2-1	0	1.69	21
Mar 13	UNC GREENSBORO	*	2.0	5	6	6	2	4	0	1	2	0	0	0	0	14-9	2-1	0	4.50	58
Mar 20	at Georgia	*	3.1	5	1	1	0	2	1	0	0	1	0	0	0	4-5	2-1	0	4.22	63
Mar 27	LSU	*	3.1	6	2	2	1	6	0	0	1	0	0	0	0	9-8	2-1	0	4.38	58
Apr 3	at Alabama	*	5.2	6	1	1	0	5	1	0	1	0	0	0	0	8-4	2-1	0	3.86	68
Apr 10	FLORIDA	*	3.2	5	3	3	2	1	1	0	1	0	0	0	0	5-4	2-1	0	4.24	71
Totals		7	34.0	40	16	16	7	36	4	1	6	2	0	1	0	68-44	2-1	0	4.24	-

BIO INFORMATION

Full Bio on UTSports.com

CAREER HONORS

- 2020 Spring SEC Academic Honor Roll
- 2019 Spring SEC Academic Honor Roll
- 2018 Spring SEC Academic Honor Roll
- 2016-17 SEC First-Year Academic Honor Roll

2021 - SENIOR (COVID)

- Started and pitched 5.2 innings in win at Alabama (4/3), striking out five batters while allowing one run on six hits
- Started Game 2 of UT's series vs. LSU (3/27) and struck out six batters in 3.1 innings
- Made his first-career SEC start in Game 2 of UT's SEC opening series at Georgia (3/20), allowing one run on five hits while striking out two batters in 3.1 innings
- Made first-career weekend start was dominant in a career-high seven innings of work, allowing just one run while tying a career high with eight strikeouts vs. Georgia State (3/5)
- Had a solid relief outing against Indiana State (2/27), allowing one run on four hits in 4.2 innings of work
- Was lights out in his season debut, allowing just one hit and one walk while tying a career high with eight strikeouts in 3.1 scoreless in-ings of relief to earn the win vs. Arkansas-Pine Bluff (2/23)

PERSONAL

- Full name is William George Heflin
- Born April 9, 1997 in Knoxville, Tenn.
- Earned bachelor's degree in supply chain management
- Working toward a master's degree in Recreation and Sport Management
- Son of George and Tracy Heflin
- Has two siblings, Kenneth and Matthew
- Married his wife, Erika Long Heflin, on Oct. 23, 2020

PROJECTED STARTER - GAME 3



29

BLADE TIDWELL

Fr. | RHP | 6-4 | 200 | Loretto, Tenn. (Loretto HS)

CAREER STATS

Season	W-L	GP-GS	CG	SHO	IP	H	R	ER	HR	BB	K	SV	WHIP	BAA	ERA
2021	4-1	8-8	0	0	43.1	45	17	14	4	12	43	0	1.32	.273	2.91
TOTALS	4-1	8-8	0	0	43.1	45	17	14	4	12	43	0	1.32	.273	2.91

SEASON HIGHS

Innings (Starter) 7.1 at Georgia (3/21)
 Innings (Reliever) N/A
 Runs Allowed 5 at Alabama (4/4)
 ER Allowed 4 at Alabama (4/4)
 Strikeouts 7 vs. Georgia State (3/6)
 Walks 3 vs. Florida (4/11)
 Hits Allowed 9 at Alabama (4/4)
 Wild Pitches 1 at Georgia Southern (2/20)

CAREER HIGHS

Innings (Starter) 7.1 at Georgia (3/21/21)
 Innings (Reliever) N/A
 Runs Allowed 5 at Alabama (4/4/21)
 ER Allowed 4 at Alabama (4/4/21)
 Strikeouts 7 vs. Georgia State (3/6/21)
 Walks 3 vs. Florida (4/11/21)
 Hits Allowed 9 at Alabama (4/4/21)
 Wild Pitches 1 at Georgia Southern (2/20/21)

GAME-BY-GAME STATS

#29 Blade Tidwell - 8 appearances (All games)

Date	Opponent	GS	IP	H	R	ER	BB	SO	2B	3B	HR	WP	BK	HBP	IBB	Score	W-L	Sv	ERA	NP
Feb 20	at Georgia Southern	*	4.0	4	2	1	1	2	1	0	0	1	0	0	0	5-3	0-0	0	2.25	50
Feb 27	INDIANA STATE-1	*	4.0	4	2	1	1	6	2	0	0	0	0	0	0	1-3	0-1	0	2.25	81
Mar 06	GEORGIA STATE	*	6.0	4	0	0	2	7	1	0	0	0	0	0	0	5-1	1-1	0	1.29	101
Mar 14	UNC GREENSBORO	*	6.0	4	2	2	1	6	0	0	0	0	0	1	0	9-3	2-1	0	1.80	83
Mar 21	at Georgia	*	7.1	4	1	1	2	6	0	1	0	0	0	0	0	4-1	3-1	0	1.65	110
Mar 28	LSU	*	5.2	8	2	2	1	7	1	0	1	0	0	0	1	3-2	3-1	0	1.91	108
Apr 4	at Alabama	*	5.1	9	5	4	1	5	3	0	2	0	1	0	0	9-8	4-1	0	2.58	73
Apr 11	FLORIDA	*	5.0	8	3	3	3	4	3	0	1	0	0	0	0	6-7	4-1	0	2.91	94
Totals		8	43.1	45	17	14	12	43	11	1	4	1	1	1	1	42-28	4-1	0	2.91	-

BIO INFORMATION

Full Bio on UTSports.com

CAREER HONORS

- SEC Freshman of the Week (3/22/21)
- No. 15 on D1Baseball.com's Top 2022 College MLB Draft SEC Prospects List
- No. 20 on D1Baseball.com's 2021 SEC Impact Freshmen List

2021 - FRESHMAN

- Earned a hard-fought win in series finale at Alabama (4/4) to improve to 4-1 on the year
- Allowed two runs in 5.2 innings pitched and tied a career high with seven strikeouts vs. LSU (3/28)
- Was named SEC Freshman of the Week after a dominant performance in his SEC debut at Georgia (3/21), allowing just one run on four hits while striking out six in a career-high 7.1 innings pitched in Sunday's rubber game in Athens
- Improved to 2-1 on the year after striking out six batters and allowed two runs on four hits in six innings vs. UNC Greensboro (3/14)
- Earned his first-career win after throwing six shutout innings and setting a career high with seven strikeouts vs. Georgia State (3/6)
- Started and struck out six batters in his Lindsey Nelson Stadium debut against Indiana State (2/27)
- Made his collegiate debut by starting Game 2 of season-opening series at Georgia Southern (2/20). Allowed two runs (one earned) on four hits in four innings of work

PERSONAL

- Full name is Janzen Blade Tidwell
- Born on June 8, 2001
- Son of Vashon and Debbie Tidwell



2021 Tennessee Baseball Overall Statistics for Tennessee (as of Apr 14, 2021) (All games Sorted by Batting avg)



Record: 28-6 Home: 19-3 Away: 9-3 SEC: 9-3

Player	avg	gp-gs	ab	r	h	2b	3b	hr	rbi	tb	slg%	bb	hp	so	gdp	ob%	sf	sh	sb-att	po	a	e	fld%
4 Liam Spence	.405	31-31	111	35	45	8	2	2	21	63	.568	26	7	23	1	.538	1	1	5-6	21	57	3	.963
7 Jake Rucker	.336	33-33	128	26	43	7	2	4	33	66	.516	18	4	38	0	.428	2	1	5-7	13	48	4	.938
1 Drew Gilbert	.273	33-33	128	19	35	5	0	6	30	58	.453	9	9	22	2	.356	3	0	5-5	56	0	1	.982
27 Jordan Beck	.254	33-32	130	16	33	9	2	6	36	64	.492	12	1	24	2	.315	3	0	1-1	73	1	1	.987
2 Max Ferguson	.252	33-33	115	22	29	5	2	3	18	47	.409	31	1	37	1	.404	4	1	13-17	53	81	4	.971
10 Pete Derkay	.244	28-21	90	20	22	4	1	1	8	31	.344	17	4	14	1	.387	0	2	2-4	49	2	0	1.000
40 Luc Lipcius	.229	33-32	105	19	24	6	0	4	18	42	.400	22	3	25	1	.374	1	0	3-3	238	11	1	.996
17 Connor Pavolony	.208	26-24	77	14	16	3	0	1	8	22	.286	13	5	26	4	.354	1	2	3-3	224	22	3	.988
6 Evan Russell	.200	29-23	85	17	17	2	1	6	14	39	.459	14	0	27	2	.313	0	1	2-3	46	3	0	1.000

13 Cortland Lawson	.400	6-1	10	4	4	1	0	1	3	8	.800	0	1	3	0	.455	0	0	0-0	1	10	1	.917
21 Trey Lipscomb	.333	8-6	24	7	8	3	0	1	8	14	.583	4	0	5	0	.429	0	0	1-1	6	8	0	1.000
5 Logan Steenstra	.325	17-11	40	11	13	8	1	0	6	23	.575	9	3	12	0	.472	1	2	3-3	37	25	5	.925
12 Kyle Booker	.286	13-9	35	12	10	2	0	1	10	15	.429	7	0	10	0	.386	2	0	0-0	8	0	0	1.000
19 Jackson Greer	.286	11-8	28	5	8	5	0	0	5	13	.464	7	2	10	0	.447	1	1	0-0	74	5	1	.988
8 Christian Scott	.241	18-6	29	9	7	2	0	0	5	9	.310	5	0	6	2	.343	1	0	1-1	16	1	0	1.000
30 Ethan Payne	.222	8-0	9	3	2	0	0	0	0	2	.222	1	0	3	0	.300	0	0	0-0	7	2	0	1.000
9 Jorel Ortega	.095	10-3	21	7	2	1	0	0	2	3	.143	6	2	10	0	.333	1	0	0-0	3	3	1	.857
18 Hunter Ensley	.000	1-0	1	0	0	0	0	0	0	0	.000	0	0	0	0	.000	0	0	0-0	0	0	0	.000
37 Brock Lucas	.000	1-0	0	1	0	0	0	0	0	0	.000	0	0	0	0	.000	0	0	0-0	0	0	0	.000
Totals	.273	34	1166	247	318	71	11	36	225	519	.445	201	42	295	16	.392	21	11	44-54	938	326	28	.978
Opponents	.244	34	1189	145	290	47	2	37	135	452	.380	87	21	337	15	.305	8	13	36-47	893	262	47	.961

LOB - Team (303), Opp (235). DPs turned - Team (17), Opp (18). CI - Team (0), Opp (2). IBB - Team (6), RUCKER, J. 2, DERKAY 2, BECK, J. 1, GILBERT, D. 1, Opp (1). Picked off - LIPCIUS, L. 2, SPENCE, L. 2.

(All games Sorted by Earned run avg)

Player	era	w-l	app	gs	cg	sho	sv	ip	h	r	er	bb	so	2b	3b	hr	b/avg	wp	hp	bk	sfa	sha
29 Blade Tidwell	2.91	4-1	8	8	0	0/0	0	43.1	45	17	14	12	43	11	1	4	.273	1	1	1	1	2
32 Sean Hunley	3.60	4-2	17	0	0	0/0	4	35.0	27	15	14	7	39	6	0	4	.211	1	3	0	1	1
36 Chad Dallas	4.20	5-0	7	7	0	0/0	0	40.2	38	20	19	9	60	1	0	7	.238	3	3	0	0	0
11 Will Heflin	4.24	2-1	9	7	0	0/0	0	34.0	40	16	16	7	36	4	1	6	.301	2	1	0	1	4

31 Jackson Leath	0.00	0-0	2	1	0	0/0	0	6.1	4	0	0	2	8	1	0	0	.182	0	0	0	0	0
1 Drew Gilbert	0.00	1-0	5	0	0	0/1	0	5.1	2	0	0	1	6	1	0	0	.118	1	2	0	0	0
41 Will Mabrey	0.00	0-0	3	0	0	0/0	0	2.2	2	0	0	2	4	0	0	0	.222	0	0	0	0	0
35 Kirby Connell	0.99	1-0	14	0	0	0/0	2	27.1	21	6	3	2	30	5	0	2	.206	0	2	0	1	1
33 Mark McLaughlin	2.53	2-0	8	3	0	0/1	0	21.1	8	7	6	12	24	2	0	0	.113	1	1	0	0	0
20 Connor Housley	2.89	0-0	10	0	0	0/0	0	9.1	6	3	3	4	14	2	0	1	.176	1	0	0	0	0
46 Redmond Walsh	3.20	3-1	14	0	0	0/0	3	19.2	22	12	7	6	23	3	0	3	.272	1	1	1	0	2
48 Zander Sechrist	3.38	1-0	6	0	0	0/1	0	8.0	8	4	3	1	9	0	0	1	.276	0	0	0	1	0
28 Elijah Pleasants	4.08	2-1	7	2	0	0/1	0	17.2	18	10	8	3	12	2	0	2	.273	2	2	1	1	2
16 Camden Sewell	4.43	1-0	10	2	0	0/1	1	22.1	19	11	11	8	15	5	0	1	.226	4	3	0	1	1
26 Jason Rackers	4.91	1-0	3	1	0	0/0	0	3.2	4	2	2	1	3	1	0	1	.267	2	0	0	0	0
25 Christian Delashmit	6.75	0-0	5	0	0	0/0	0	4.0	5	4	3	0	4	0	0	2	.313	2	0	0	1	0
15 Shawn Scott	6.75	0-0	3	0	0	0/0	0	2.2	3	5	2	5	1	0	0	1	.250	2	1	0	0	0
42 Jake Fitzgibbons	9.00	1-0	6	3	0	0/0	0	8.0	11	8	8	4	6	1	0	2	.324	3	0	0	0	0
34 Hollis Fanning	13.50	0-0	2	0	0	0/0	0	1.1	4	2	2	0	0	2	0	0	.500	0	0	0	0	0
37 Brock Lucas	99.00	0-0	1	0	0	0/0	0	0.0	3	3	3	1	0	0	0	0	1.000	1	1	0	0	0
Totals	3.57	28-6	34	34	0	1/1	10	312.2	290	145	124	87	337	47	2	37	.244	27	21	3	8	13
Opponents	6.38	6-28	34	34	0	1/1	3	297.2	318	247	211	201	295	71	11	36	.273	42	42	8	21	11

PB - Team (4), GREER, J. 2, PAVOLONY, C. 2, Opp (14). Pickoffs - Team (5), PLEASANTS, E 2, HEFLIN 1, SEWELL, C. 1, PAVOLONY, C. 1, Opp (4). SBA/ATT - PAVOLONY, C. (19-26), GREER, J. (11-12), TIDWELL, B. (8-10), DERKAY (6-7), PLEASANTS, E (6-7), HUNLEY, S. (3-5), DALLAS, C. (4-4), McLAUGHLIN (3-4), WALSH (3-3), MABREY, W. (2-3), SCOTT, S. (2-2), HEFLIN (1-2), SECHRIST, Z. (1-2), SEWELL, C. (1-1), LEATH, J. (1-1), FITZGIBBONS (0-1), CONNELL, K. (0-1), RACKERS, J. (1-1).



2021 Tennessee Baseball
Conference statistics for Tennessee (as of Apr 12, 2021)
(SEC games only Sorted by Batting avg)



Record: 9-3 Home: 5-1 Away: 4-2 SEC: 9-3

Player	avg	gp-gs	ab	r	h	2b	3b	hr	rbi	tb	slg%	bb	hp	so	gdp	ob%	sf	sh	sb-att	po	a	e	fld%
4 Liam Spence	.463	12-12	41	15	19	4	0	1	7	26	.634	15	1	9	0	.614	0	0	1-1	7	18	0	1.000
7 Jake Rucker	.304	12-12	46	7	14	4	1	2	12	26	.565	9	1	18	0	.421	1	0	1-2	3	16	0	1.000
1 Drew Gilbert	.261	12-12	46	7	12	2	0	1	11	17	.370	5	5	11	2	.386	1	0	2-2	21	0	1	.955
27 Jordan Beck	.239	12-12	46	5	11	3	0	0	8	14	.304	9	0	9	1	.357	1	0	0-0	31	1	0	1.000
6 Evan Russell	.238	12-11	42	6	10	2	1	4	9	26	.619	4	0	15	1	.304	0	0	1-1	23	2	0	1.000
40 Luc Lipcius	.213	12-12	47	5	10	3	0	1	8	16	.340	8	0	13	1	.327	0	0	1-1	91	5	0	1.000
17 Connor Pavolony	.200	12-12	40	7	8	1	0	1	5	12	.300	8	1	14	3	.347	0	2	0-0	120	8	0	1.000
10 Pete Derkay	.200	9-7	30	7	6	2	0	0	2	8	.267	6	1	5	1	.351	0	1	0-1	0	0	0	.000
2 Max Ferguson	.125	12-12	40	5	5	0	0	0	1	5	.125	11	1	18	0	.321	1	0	3-4	14	34	2	.960

5 Logan Steenstra	.278	6-5	18	5	5	4	1	0	1	11	.611	2	0	7	0	.333	1	1	1-1	12	13	3	.893
12 Kyle Booker	.167	3-1	6	0	1	0	0	0	0	1	.167	0	0	2	0	.167	0	0	0-0	1	0	0	1.000
8 Christian Scott	.000	3-0	1	1	0	0	0	0	0	0	.000	0	0	0	0	.000	0	0	0-0	0	0	0	.000
30 Ethan Payne	.000	2-0	0	2	0	0	0	0	0	0	.000	0	0	0	0	.000	0	0	0-0	0	0	0	.000
Totals	.251	12	403	72	101	25	3	10	64	162	.402	77	10	121	9	.380	5	4	10-13	329	105	7	.984
Opponents	.263	12	426	57	112	21	1	17	55	186	.437	30	6	120	6	.318	3	4	7-10	321	102	13	.970

LOB - Team (107), Opp (83). DPs turned - Team (7), Opp (11). CI - Team (0), Opp (1). IBB - Team (4), RUCKER, J. 2, GILBERT, D. 1, BECK, J. 1, Opp (1).

(SEC games only Sorted by Earned run avg)

Player	era	w-l	app	gs	cg	sho	sv	ip	h	r	er	bb	so	2b	3b	hr	b/avg	wp	hp	bk	sfa	sha
35 Kirby Connell	1.98	0-0	6	0	0	0/0	1	13.2	12	5	3	1	16	4	0	2	.235	0	1	0	0	1
29 Blade Tidwell	3.86	2-0	4	4	0	0/0	0	23.1	29	11	10	7	22	7	1	4	.315	0	0	1	1	0
11 Will Heflin	3.94	0-0	4	4	0	0/0	0	16.0	22	7	7	3	14	3	0	3	.333	1	0	0	1	1
32 Sean Hunley	4.50	2-2	8	0	0	0/0	3	12.0	6	6	6	4	13	2	0	2	.150	1	0	0	1	0
36 Chad Dallas	4.88	3-0	4	4	0	0/0	0	24.0	26	14	13	5	37	1	0	4	.265	2	2	0	0	0

20 Connor Housley	0.00	0-0	1	0	0	0/0	0	0.1	0	0	0	0	0	0	0	0	.000	0	0	0	0	0
16 Camden Sewell	3.60	1-0	4	0	0	0/0	1	10.0	6	4	4	2	8	3	0	0	.167	2	1	0	0	0
33 Mark McLaughlin	4.50	1-0	3	0	0	0/0	0	6.0	2	4	3	5	6	1	0	0	.095	1	1	0	0	0
46 Redmond Walsh	8.31	0-1	4	0	0	0/0	0	4.1	9	6	4	3	4	0	0	2	.429	0	1	1	0	2
Totals	4.10	9-3	12	12	0	0/0	5	109.2	112	57	50	30	120	21	1	17	.263	7	6	2	3	4
Opponents	5.55	3-9	12	12	0	0/0	1	107.0	101	72	66	77	121	25	3	10	.251	10	10	1	5	4

PB - Team (0), Opp (4). SBA/ATT - PAVOLONY, C. (7-10), TIDWELL, B. (5-6), DALLAS, C. (1-1), McLAUGHLIN (0-1), CONNELL, K. (0-1), WALSH (1-1).



2021 Tennessee Baseball
Game Results for Tennessee (as of Apr 14, 2021)
(All games)



Date	Opponent	Score	Inns	Overall	SEC	Pitcher of record	Attend	Time
Feb 19, 2021	at Georgia Southern	w 5-3	9	1-0-0	0-0-0	DALLAS, C. (W 1-0)	704	3:15
Feb 20, 2021	at Georgia Southern	w 5-3	9	2-0-0	0-0-0	WALSH (W 1-0)	767	3:05
Feb 21, 2021	at Georgia Southern	w 7-3	(12)	3-0-0	0-0-0	HUNLEY, S. (W 1-0)	709	3:56
Feb 23, 2021	ARKANSAS-PINE BLUFF	w 21-1	9	4-0-0	0-0-0	HEFLIN (W 1-0)	918	3:07
Feb 24, 2021	ARKANSAS-PINE BLUFF	w 14-6	9	5-0-0	0-0-0	GILBERT, D. (W 1-0)	914	3:23
Feb 26, 2021	INDIANA STATE	w 4-3	9	6-0-0	0-0-0	HUNLEY, S. (W 2-0)	852	2:51
Feb 27, 2021	INDIANA STATE-1	L 1-3	9	6-1-0	0-0-0	TIDWELL, B. (L 0-1)	927	3:02
Feb 27, 2021	INDIANA STATE-2	L 5-7	9	6-2-0	0-0-0	PLEASANTS, E (L 0-1)	927	3:50
Feb 28, 2021	INDIANA STATE	w 6-5	(11)	7-2-0	0-0-0	WALSH (W 2-0)	903	3:31
Mar 03, 2021	at Austin Peay	w 5-3	9	8-2-0	0-0-0	PLEASANTS, E (W 1-1)	537	3:16
Mar 05, 2021	GEORGIA STATE	w 6-1	9	9-2-0	0-0-0	HEFLIN (W 2-0)	958	2:57
Mar 06, 2021	GEORGIA STATE	w 5-1	9	10-2-0	0-0-0	TIDWELL, B. (W 1-1)	1025	2:52
Mar 07, 2021	GEORGIA STATE	w 7-0	9	11-2-0	0-0-0	PLEASANTS, E (W 2-1)	988	3:28
Mar 09, 2021	at Charlotte	L 0-9	9	11-3-0	0-0-0	HEFLIN (L 2-1)	145	2:51
Mar 12, 2021	UNC GREENSBORO	w 6-2	9	12-3-0	0-0-0	DALLAS, C. (W 2-0)	876	2:47
Mar 13, 2021	UNC GREENSBORO	w 14-9	9	13-3-0	0-0-0	McLAUGHLIN (W 1-0)	1007	3:25
Mar 14, 2021	UNC GREENSBORO	w 9-3	9	14-3-0	0-0-0	TIDWELL, B. (W 2-1)	999	2:55
Mar 16, 2021	ETSU	w 9-6	(10)	15-3-0	0-0-0	CONNELL, K. (W 1-0)	1019	3:45
* Mar 19, 2021	at #7 Georgia	w 11-6	9	16-3-0	1-0-0	DALLAS, C. (W 3-0)	664	3:33
* Mar 20, 2021	at #7 Georgia	L 4-5	9	16-4-0	1-1-0	WALSH (L 2-1)	664	3:03
* Mar 21, 2021	at #7 Georgia	w 4-1	9	17-4-0	2-1-0	TIDWELL, B. (W 3-1)	664	3:05
Mar 23, 2021	EASTERN KENTUCKY	w 13-5	9	18-4-0	2-1-0	SECHRIST, Z. (W 1-0)	1055	3:15
* Mar 26, 2021	#14 LSU	w 3-1	9	19-4-0	3-1-0	DALLAS, C. (W 4-0)	1384	2:40
* Mar 27, 2021	#14 LSU	w 9-8	(11)	20-4-0	4-1-0	HUNLEY, S. (W 3-0)	1067	4:14
* Mar 28, 2021	#14 LSU	w 3-2	(8)	21-4-0	5-1-0	HUNLEY, S. (W 4-0)	1238	2:26
Mar 30, 2021	WESTERN CAROLINA	w 9-2	9	22-4-0	5-1-0	FITZGIBBONS (W 1-0)	1329	2:54
* Apr 2, 2021	at Alabama	L 4-7	9	22-5-0	5-2-0	HUNLEY, S. (L 4-1)	1764	2:57
* Apr 3, 2021	at Alabama	w 8-4	(11)	23-5-0	6-2-0	SEWELL, C. (W 1-0)	1764	4:08
* Apr 4, 2021	at Alabama	w 9-8	9	24-5-0	7-2-0	TIDWELL, B. (W 4-1)	1764	3:03
Apr 06, 2021	EASTERN KENTUCKY	w 10-1	9	25-5-0	7-2-0	RACKERS, J. (W 1-0)	1367	2:39
* Apr 09, 2021	#9 FLORIDA	w 6-4	9	26-5-0	8-2-0	DALLAS, C. (W 5-0)	1477	2:28
* Apr 10, 2021	#9 FLORIDA	w 5-4	9	27-5-0	9-2-0	McLAUGHLIN (W 2-0)	1430	3:02
* Apr 11, 2021	#9 FLORIDA	L 6-7	9	27-6-0	9-3-0	HUNLEY, S. (L 4-2)	1537	3:14
Apr 13, 2021	at Western Carolina	w 14-12	9	28-6-0	9-3-0	WALSH (W 3-1)	115	4 hr

() extra inning game

2021 Tennessee Baseball
Team Game-by-Game for Tennessee (as of Apr 14, 2021)
Batting (All games)

Date	Opponent	ab	r	h	rbi	2b	3b	hr	tb	bb	ibb	sb	cs	hbp	sac	sf	gdp	k	po	a	e	lob	avg
Feb 19	at Georgia Southern	35	5	8	4	4	0	1	15	3	0	0	0	0	0	0	0	16	27	7	1	6	.229
Feb 20	at Georgia Southern	31	5	6	5	0	0	2	12	5	0	0	1	1	1	0	0	15	27	17	1	6	.212
Feb 21	at Georgia Southern	45	7	8	7	1	0	2	15	3	0	0	1	1	0	0	0	14	36	16	1	6	.198
Feb 23	ARKANSAS-PINE BLUF	41	21	16	19	7	1	2	31	6	0	4	0	3	0	2	0	7	27	8	1	7	.250
Feb 24	ARKANSAS-PINE BLUF	32	14	12	13	3	1	2	23	14	0	2	1	0	0	2	1	6	27	8	1	10	.272
Feb 26	INDIANA STATE	33	4	10	3	0	0	1	13	2	0	3	0	3	0	0	1	9	27	10	2	10	.276
Feb 27	INDIANA STATE	32	1	5	1	0	1	0	7	4	0	2	0	0	0	0	0	7	27	10	1	8	.261
Feb 27	INDIANA STATE	36	5	9	5	2	0	0	11	7	0	0	0	1	0	0	0	13	27	8	0	12	.260
Feb 28	INDIANA STATE	38	6	8	5	2	0	0	10	7	1	0	0	1	1	1	0	3	33	13	3	12	.254
Mar 03	at Austin Peay	33	5	9	5	1	0	0	10	7	0	0	1	2	0	1	0	10	27	11	2	11	.256
Mar 05	GEORGIA STATE	32	6	8	5	1	0	0	9	6	0	2	0	0	0	2	0	9	27	10	1	11	.255
Mar 06	GEORGIA STATE	30	5	8	5	1	1	1	14	5	0	2	0	2	0	0	1	6	27	11	0	8	.256
Mar 07	GEORGIA STATE	32	7	9	6	2	0	2	17	6	0	0	0	2	0	0	1	6	27	10	0	9	.258
Mar 09	at Charlotte	31	0	5	0	0	0	0	5	3	0	0	0	0	0	0	2	5	24	7	2	7	.252
Mar 12	UNC GREENSBORO	32	6	10	6	5	0	1	18	1	0	0	0	1	0	1	1	4	27	5	0	5	.255
Mar 13	UNC GREENSBORO	40	14	20	13	1	2	1	28	5	0	5	0	0	1	1	0	6	27	12	0	9	.273
Mar 14	UNC GREENSBORO	30	9	8	8	2	0	2	16	7	1	4	0	3	1	1	0	7	27	7	1	9	.273
Mar 16	ETSU	37	9	10	9	2	1	2	20	6	0	1	0	5	1	1	0	9	30	9	1	12	.273
*Mar 19	at Georgia	37	11	11	11	2	1	2	21	12	0	0	0	1	1	0	0	8	27	8	0	13	.274
*Mar 20	at Georgia	34	4	6	4	1	0	1	10	4	0	0	0	0	0	0	0	14	26	12	1	7	.269
*Mar 21	at Georgia	33	4	8	3	1	0	0	9	4	0	0	1	3	0	1	0	10	27	11	0	10	.268
Mar 23	EASTERN KENTUCKY	35	13	12	12	3	1	2	23	9	0	0	1	3	0	1	0	6	27	13	3	11	.271
*Mar 26	LSU	27	3	4	2	3	1	0	9	7	1	1	0	2	0	0	1	13	27	8	0	9	.267
*Mar 27	LSU	40	9	10	9	2	0	4	24	8	0	0	0	1	0	0	1	13	33	11	0	9	.266
*Mar 28	LSU	28	3	6	3	1	0	0	7	4	2	1	0	1	0	0	1	4	24	7	0	7	.265
Mar 30	WESTERN CAROLINA	34	9	9	8	0	0	3	18	8	0	5	1	1	0	0	0	4	27	9	0	10	.265
*Apr 2	at Alabama	34	4	8	4	2	0	1	13	3	0	1	0	0	0	0	0	11	24	8	0	7	.264
*Apr 3	at Alabama	40	8	10	6	1	1	0	13	12	0	2	1	1	0	2	0	12	33	6	2	14	.263
*Apr 4	at Alabama	34	9	15	8	3	0	0	18	9	0	2	1	0	3	1	4	11	27	9	3	11	.269
Apr 06	EASTERN KENTUCKY	35	10	11	10	4	0	0	15	4	0	3	0	3	0	1	0	8	27	14	0	9	.271
*Apr 09	FLORIDA	34	6	11	6	4	0	1	18	1	0	2	0	0	0	1	0	6	27	6	1	6	.272
*Apr 10	FLORIDA	27	5	4	4	1	0	0	5	6	1	0	0	1	0	0	2	7	27	11	0	5	.269
*Apr 11	FLORIDA	35	6	8	4	4	0	1	15	7	0	1	0	0	0	0	0	12	27	8	0	9	.268
Apr 13	at Western Carolina	39	14	16	12	5	0	2	27	6	0	1	1	0	2	2	0	4	27	6	0	8	.273
Totals		1166	247	318	225	71	11	36	519	201	6	44	10	42	11	21	16	295	938	326	28	303	.273

2021 Tennessee Baseball
Team Game-by-Game for Tennessee (as of Apr 14, 2021)
Pitching (All games)

Date	Opponent	ip	h	r	er	bb	so	2b	3b	hr	wp	bk	hbp	dp	ibb	score	w-l	sv	era
Feb 19	at Georgia Southern	9.0	4	3	3	1	12	1	0	1	1	0	0	0	0	5-3	1-0	1	3.00
Feb 20	at Georgia Southern	9.0	8	3	2	3	4	1	0	0	2	0	0	2	0	5-3	2-0	1	2.50
Feb 21	at Georgia Southern	12.0	11	3	2	2	11	2	0	1	0	0	1	2	0	7-3	3-0	1	2.10
Feb 23	ARKANSAS-PINE BLUF	9.0	4	1	1	1	16	0	0	1	0	0	0	0	0	21-1	4-0	1	1.85
Feb 24	ARKANSAS-PINE BLUF	9.0	9	6	5	2	10	2	0	0	3	0	2	1	0	14-6	5-0	1	2.44
Feb 26	INDIANA STATE	9.0	9	3	3	1	12	0	0	1	0	0	0	1	0	4-3	6-0	1	2.53
Feb 27	INDIANA STATE	9.0	8	3	2	3	7	3	0	0	1	0	1	0	0	1-3	6-1	1	2.45
Feb 27	INDIANA STATE	9.0	8	7	7	5	6	0	0	2	2	0	3	0	0	5-7	6-2	1	3.00
Feb 28	INDIANA STATE	11.0	6	5	2	2	13	1	0	1	1	0	0	0	0	6-5	7-2	1	2.83
Mar 03	at Austin Peay	9.0	8	3	3	3	7	1	0	0	2	0	1	0	0	5-3	8-2	1	2.84
Mar 05	GEORGIA STATE	9.0	9	1	1	0	11	1	0	1	0	0	0	1	0	6-1	9-2	1	2.68
Mar 06	GEORGIA STATE	9.0	7	1	1	2	10	2	0	0	0	0	1	0	0	5-1	10-2	2	2.55
Mar 07	GEORGIA STATE	9.0	6	0	0	5	10	1	0	0	0	1	1	1	0	7-0	11-2	2	2.36
Mar 09	at Charlotte	8.0	15	9	8	2	8	0	0	4	3	0	1	0	0	0-9	11-3	2	2.77
Mar 12	UNC GREENSBORO	9.0	4	2	2	3	15	1	0	2	0	0	1	0	0	6-2	12-3	3	2.72
Mar 13	UNC GREENSBORO	9.0	11	9	9	4	12	1	1	2	1	0	0	0	0	14-9	13-3	3	3.10
Mar 14	UNC GREENSBORO	9.0	6	3	2	1	7	1	0	0	0	0	2	0	0	9-3	14-3	4	3.04
Mar 16	ETSU	10.0	9	6	5	4	13	1	0	1	0	0	0	0	0	9-6	15-3	4	3.13
*Mar 19	at Georgia	9.0	9	6	6	2	13	1	0	0	3	0	0	0	0	11-6	16-3	4	3.27
*Mar 20	at Georgia	8.2	10	5	3	2	6	2	0	0	1	0	0	0	0	4-5	16-4	4	3.27
*Mar 21	at Georgia	9.0	5	1	1	2	7	0	1	0	0	0	0	0	0	4-1	17-4	5	3.16
Mar 23	EASTERN KENTUCKY	9.0	8	5	1	4	8	1	0	1	2	0	1	2	0	13-5	18-4	5	3.06
*Mar 26	LSU	9.0	5	1	1	2	12	0	0	1	0	0	1	1	0	3-1	19-4	6	2.98
*Mar 27	LSU	11.0	17	8	8	3	17	4	0	3	1	0	1	1	0	9-8	20-4	6	3.15
*Mar 28	LSU	8.0	9	2	2	1	9	1	0	1	0	0	0	1	1	3-2	21-4	6	3.12
Mar 30	WESTERN CAROLINA	9.0	3	2	2	3	11	0	0	1	0	0	0	0	0	9-2	22-4	6	3.08
*Apr 2	at Alabama	8.0	10	7	7	3	9	2	0	2	0	0	1	0	0	4-7	22-5	6	3.23
*Apr 3	at Alabama	11.0	9	4	3	2	8	1	0	1	1	0	1	1	0	8-4	23-5	6	3.20
*Apr 4	at Alabama	9.0	11	8	5	3	10	4	0	3	0	1	0	1	0	9-8	24-5	7	3.26
Apr 06	EASTERN KENTUCKY	9.0	6	1	1	2	8	1	0	0	0	0	0	0	0	10-1	25-5	7	3.19
*Apr 09	FLORIDA	9.0	7	4	3	0	12	0	0	3	0	0	0	1	0	6-4	26-5	8	3.18
*Apr 10	FLORIDA	9.0	9	4	4	5	9	2	0	1	0	0	0	0	0	5-4	27-5	9	3.21
*Apr 11	FLORIDA	9.0	11	7	7	5	8	4	0	2	1	1	2	1	0	6-7	27-6	9	3.32
Apr 13	at Western Carolina	9.0	19	12	12	4	6	5	0	1	2	0	0	0	0	14-12	28-6	10	3.57
Totals		312.2	290	145	124	87	337	47	2	37	27	3	21	17	1	247-145	28-6	10	3.57



2021 Tennessee Baseball
Season Game Highs for Tennessee (as of Apr 14, 2021)
(All games)



TEAM GAME HIGHS

Batting

At bats:	45	-	at Georgia Southern (Feb 21, 2021)
Runs scored:	21	-	vs Arkansas-Pine Bluff (Feb 23, 2021)
Hits:	20	-	vs UNC Greensboro (Mar 13, 2021)
RBI's:	19	-	vs Arkansas-Pine Bluff (Feb 23, 2021)
Doubles:	7	-	vs Arkansas-Pine Bluff (Feb 23, 2021)
Triples:	2	-	vs UNC Greensboro (Mar 13, 2021)
Home runs:	4	-	vs LSU (Mar 27, 2021)
Total bases:	31	-	vs Arkansas-Pine Bluff (Feb 23, 2021)
Walks:	14	-	vs Arkansas-Pine Bluff (Feb 24, 2021)
Strikeouts:	16	-	at Georgia Southern (Feb 19, 2021)
Sac hits:	3	-	at Alabama (Apr 4, 2021)
Sac flies:	2	-	(5 times)
Stolen bases:	5	-	vs UNC Greensboro (Mar 13, 2021)
	5	-	vs Western Carolina (Mar 30, 2021)
Hit by pitch:	5	-	vs ETSU (Mar 16, 2021)
Caught stealing:	1	-	(10 times)
Runners LOB:	14	-	at Alabama (Apr 3, 2021)
Hit into DP:	4	-	at Alabama (Apr 4, 2021)

Fielding

Putouts:	36	-	at Georgia Southern (Feb 21, 2021)
Assists:	17	-	at Georgia Southern (Feb 20, 2021)
Errors:	3	-	vs Indiana State (Feb 28, 2021)
	3	-	vs Eastern Kentucky (Mar 23, 2021)
	3	-	at Alabama (Apr 4, 2021)
Passed balls:	2	-	at Georgia Southern (Feb 20, 2021)
DPs turned:	2	-	at Georgia Southern (Feb 20, 2021)
	2	-	at Georgia Southern (Feb 21, 2021)
	2	-	vs Eastern Kentucky (Mar 23, 2021)

Pitching

Innings pitched:	12.0	-	at Georgia Southern (Feb 21, 2021)
Runs allowed:	12	-	at Western Carolina (Apr 13, 2021)
Earned runs:	12	-	at Western Carolina (Apr 13, 2021)
Walks allowed:	5	-	(4 times)
Strikeouts:	17	-	vs LSU (Mar 27, 2021)
Hits allowed:	19	-	at Western Carolina (Apr 13, 2021)
Doubles allowed:	5	-	at Western Carolina (Apr 13, 2021)
Triples allowed:	1	-	vs UNC Greensboro (Mar 13, 2021)
	1	-	at Georgia (Mar 21, 2021)
Homers allowed:	4	-	at Charlotte (Mar 09, 2021)
Wild pitches:	3	-	vs Arkansas-Pine Bluff (Feb 24, 2021)
	3	-	at Charlotte (Mar 09, 2021)
	3	-	at Georgia (Mar 19, 2021)
Hit batters:	3	-	vs Indiana State (Feb 27, 2021)



2021 Tennessee Baseball
Season Game Highs for Tennessee (as of Apr 14, 2021)
(All games)



INDIVIDUAL GAME HIGHS

Batting

At bats:	6	-	(9 times)
Runs scored:	3	-	(9 times)
Hits:	4	-	Pete Derkay vs UNC Greensboro (Mar 13, 2021)
	4	-	Max Ferguson at Western Carolina (Apr 13, 2021)
RBI's:	6	-	Max Ferguson at Western Carolina (Apr 13, 2021)
Doubles:	2	-	(6 times)
Triples:	1	-	(11 times)
Home runs:	3	-	Evan Russell vs LSU (Mar 27, 2021)
Total bases:	12	-	Evan Russell vs LSU (Mar 27, 2021)
Walks:	3	-	(9 times)
Strikeouts:	4	-	Pete Derkay at Georgia Southern (Feb 19, 2021)
Sac hits:	2	-	Connor Pavolony at Alabama (Apr 4, 2021)
Sac flies:	1	-	(21 times)
Stolen bases:	3	-	Max Ferguson vs UNC Greensboro (Mar 14, 2021)
	3	-	Max Ferguson vs Western Carolina (Mar 30, 2021)
Hit by pitch:	2	-	Connor Pavolony vs Indiana State (Feb 26, 2021)
	2	-	Liam Spence vs Georgia State (Mar 07, 2021)
	2	-	Logan Steenstra vs ETSU (Mar 16, 2021)
Caught stealing:	1	-	(10 times)
Runners LOB:	6	-	Jordan Beck at Alabama (Apr 3, 2021)

Fielding

Putouts:	17	-	Connor Pavolony vs LSU (Mar 27, 2021)
Assists:	7	-	Cortland Lawson vs Eastern Kentucky (Apr 06, 2021)
Errors:	2	-	Logan Steenstra at Alabama (Apr 3, 2021)
Passed balls:	2	-	Connor Pavolony at Georgia Southern (Feb 20, 2021)

Pitching

Innings pitched:	7.1	-	Blade Tidwell at Georgia (Mar 21, 2021)
Runs allowed:	6	-	Will Heflin vs UNC Greensboro (Mar 13, 2021)
	6	-	Chad Dallas at Georgia (Mar 19, 2021)
Earned runs:	6	-	Will Heflin vs UNC Greensboro (Mar 13, 2021)
	6	-	Chad Dallas at Georgia (Mar 19, 2021)
Walks allowed:	3	-	Mark McLaughlin vs Georgia State (Mar 07, 2021)
	3	-	Mark McLaughlin vs Florida (Apr 10, 2021)
	3	-	Blade Tidwell vs Florida (Apr 11, 2021)
Strikeouts:	11	-	Chad Dallas vs LSU (Mar 26, 2021)
	11	-	Chad Dallas vs Florida (Apr 09, 2021)
Hits allowed:	9	-	Chad Dallas vs Indiana State (Feb 26, 2021)
	9	-	Chad Dallas at Georgia (Mar 19, 2021)
	9	-	Blade Tidwell at Alabama (Apr 4, 2021)
Doubles allowed:	3	-	Camden Sewell vs LSU (Mar 27, 2021)
	3	-	Blade Tidwell at Alabama (Apr 4, 2021)
	3	-	Blade Tidwell vs Florida (Apr 11, 2021)
Triples allowed:	1	-	Will Heflin vs UNC Greensboro (Mar 13, 2021)
	1	-	Blade Tidwell at Georgia (Mar 21, 2021)
Homers allowed:	3	-	Chad Dallas vs Florida (Apr 09, 2021)
Wild pitches:	2	-	(4 times)

Hit batters: 2 - Camden Sewell vs Indiana State (Feb 27, 2021)



2021 Tennessee Baseball
Batting Leaders for Tennessee (as of Apr 14, 2021)
(All games)



Hitting minimums - 1 Games 1 AB 2.0 AB/Game 1 TPA
Pitching minimums - 1 Games 5 IP 1 BF 1.0 IP/Game

Batting avg		Slugging pct		On base pct	
1. 4 Liam Spence	.405	1. 4 Liam Spence	.568	1. 4 Liam Spence	.538
2. 7 Jake Rucker	.336	2. 7 Jake Rucker	.516	2. 7 Jake Rucker	.428
3. 1 Drew Gilbert	.273	3. 27 Jordan Beck	.492	3. 2 Max Ferguson	.404
4. 27 Jordan Beck	.254	4. 6 Evan Russell	.459	4. 10 Pete Derkay	.387
5. 2 Max Ferguson	.252	5. 1 Drew Gilbert	.453	5. 40 Luc Lipcius	.374
Runs scored		Hits		Runs batted in	
1. 4 Liam Spence	35	1. 4 Liam Spence	45	1. 27 Jordan Beck	36
2. 7 Jake Rucker	26	2. 7 Jake Rucker	43	2. 7 Jake Rucker	33
3. 2 Max Ferguson	22	3. 1 Drew Gilbert	35	3. 1 Drew Gilbert	30
4. 10 Pete Derkay	20	4. 27 Jordan Beck	33	4. 4 Liam Spence	21
5. 2 tied at.....	19	5. 2 Max Ferguson	29	5. 2 tied at.....	18
Doubles		Triples		Home runs	
1. 27 Jordan Beck	9	1. 4 Liam Spence	2	1. 27 Jordan Beck	6
2. 4 Liam Spence	8	27 Jordan Beck	2	1 Drew Gilbert	6
5 Logan Steenstra	8	7 Jake Rucker	2	6 Evan Russell	6
4. 7 Jake Rucker	7	2 Max Ferguson	2	4. 7 Jake Rucker	4
5. 40 Luc Lipcius	6	5. 3 tied at.....	1	40 Luc Lipcius	4
Total bases		Walks		Hit by pitch	
1. 7 Jake Rucker	66	1. 2 Max Ferguson	31	1. 1 Drew Gilbert	9
2. 27 Jordan Beck	64	2. 4 Liam Spence	26	2. 4 Liam Spence	7
3. 4 Liam Spence	63	3. 40 Luc Lipcius	22	3. 17 Connor Pavolony	5
4. 1 Drew Gilbert	58	4. 7 Jake Rucker	18	4. 10 Pete Derkay	4
5. 2 Max Ferguson	47	5. 10 Pete Derkay	17	7 Jake Rucker	4
Sac bunts		Sac flies		Stolen bases	
1. 10 Pete Derkay	2	1. 2 Max Ferguson	4	1. 2 Max Ferguson	13
17 Connor Pavolony	2	2. 27 Jordan Beck	3	2. 1 Drew Gilbert	5
5 Logan Steenstra	2	1 Drew Gilbert	3	4 Liam Spence	5
4. 5 tied at.....	1	4. 7 Jake Rucker	2	7 Jake Rucker	5
		12 Kyle Booker	2	5. 3 tied at.....	3
Caught stealing		Steal attempts		Stolen base pct	
1. 2 Max Ferguson	4	1. 2 Max Ferguson	17	1. 27 Jordan Beck	1.000
2. 7 Jake Rucker	2	2. 7 Jake Rucker	7	1 Drew Gilbert	1.000
10 Pete Derkay	2	3. 4 Liam Spence	6	40 Luc Lipcius	1.000
4. 6 Evan Russell	1	4. 1 Drew Gilbert	5	17 Connor Pavolony	1.000
4 Liam Spence	1	5. 10 Pete Derkay	4	5. 4 Liam Spence	.833
Strikeouts		Grounded into DP		Total plate appearances	
1. 7 Jake Rucker	38	1. 17 Connor Pavolony	4	1. 7 Jake Rucker	153
2. 2 Max Ferguson	37	2. 1 Drew Gilbert	2	2. 2 Max Ferguson	152
3. 6 Evan Russell	27	8 Christian Scott	2	3. 1 Drew Gilbert	149
4. 17 Connor Pavolony	26	27 Jordan Beck	2	4. 27 Jordan Beck	146
5. 40 Luc Lipcius	25	6 Evan Russell	2	4 Liam Spence	146
At bats		Games played		Game starts	
1. 27 Jordan Beck	130	1. 40 Luc Lipcius	33	1. 1 Drew Gilbert	33
2. 7 Jake Rucker	128	7 Jake Rucker	33	2 Max Ferguson	33
1 Drew Gilbert	128	1 Drew Gilbert	33	7 Jake Rucker	33
4. 2 Max Ferguson	115	2 Max Ferguson	33	4. 27 Jordan Beck	32
5. 4 Liam Spence	111	27 Jordan Beck	33	40 Luc Lipcius	32
Games as sub					
1. 8 Christian Scott	12				
2. 30 Ethan Payne	8				
3. 9 Jorel Ortega	7				
10 Pete Derkay	7				
5. 2 tied at.....	6				



2021 Tennessee Baseball
Pitching Leaders for Tennessee (as of Apr 14, 2021)
(All games)



Hitting minimums - 1 Games 1 AB 2.0 AB/Game 1 TPA
Pitching minimums - 1 Games 5 IP 1 BF 1.0 IP/Game

Earned run avg		Opposing bat avg		Won-loss pct	
1. 29 Blade Tidwell	2.91	1. 32 Sean Hunley	.211	1. 36 Chad Dallas	1.000
2. 32 Sean Hunley	3.60	2. 36 Chad Dallas	.238	2. 29 Blade Tidwell	.800
3. 36 Chad Dallas	4.20	3. 29 Blade Tidwell	.273	3. 32 Sean Hunley	.667
4. 11 Will Heflin	4.24	4. 11 Will Heflin	.301	11 Will Heflin	.667
Wins		Losses		Saves	
1. 36 Chad Dallas	5	1. 32 Sean Hunley	2	1. 32 Sean Hunley	4
2. 29 Blade Tidwell	4	2. 11 Will Heflin	1	2. 46 Redmond Walsh	3
32 Sean Hunley	4	46 Redmond Walsh	1	3. 35 Kirby Connell	2
4. 46 Redmond Walsh	3	29 Blade Tidwell	1	4. 16 Camden Sewell	1
5. 3 tied at.....	2	28 Elijah Pleasants	1		
Innings pitched		Batters struck out		Appearances	
1. 29 Blade Tidwell	43.1	1. 36 Chad Dallas	60	1. 32 Sean Hunley	17
2. 36 Chad Dallas	40.2	2. 29 Blade Tidwell	43	2. 35 Kirby Connell	14
3. 32 Sean Hunley	35.0	3. 32 Sean Hunley	39	46 Redmond Walsh	14
4. 11 Will Heflin	34.0	4. 11 Will Heflin	36	4. 20 Connor Housley	10
		5. 35 Kirby Connell	30	16 Camden Sewell	10
Games started		Games finished		Games in relief	
1. 29 Blade Tidwell	8	1. 32 Sean Hunley	9	1. 32 Sean Hunley	17
2. 11 Will Heflin	7	2. 46 Redmond Walsh	8	2. 46 Redmond Walsh	14
36 Chad Dallas	7	3. 35 Kirby Connell	7	35 Kirby Connell	14
4. 42 Jake Fitzgibbons	3	4. 4 tied at.....	2	4. 20 Connor Housley	10
33 Mark McLaughlin	3			5. 16 Camden Sewell	8
Wild pitches		Balks		Hit batters	
1. 16 Camden Sewell	4	1. 29 Blade Tidwell	1	1. 32 Sean Hunley	3
2. 42 Jake Fitzgibbons	3	28 Elijah Pleasants	1	16 Camden Sewell	3
36 Chad Dallas	3	46 Redmond Walsh	1	36 Chad Dallas	3
4. 5 tied at.....	2			4. 3 tied at.....	2
Intentional BB allowed		Runners picked off		Batters SO out looking	
1. 29 Blade Tidwell	1	1. 28 Elijah Pleasants	2	1. 36 Chad Dallas	19
		2. 17 Connor Pavolony	1	2. 29 Blade Tidwell	14
		16 Camden Sewell	1	3. 32 Sean Hunley	10
		11 Will Heflin	1	4. 33 Mark McLaughlin	8
				35 Kirby Connell	8
Sac bunts allowed		Sac flies allowed		Hits allowed	
1. 11 Will Heflin	4	1. 8 tied at.....	1	1. 32 Sean Hunley	27
2. 29 Blade Tidwell	2			2. 36 Chad Dallas	38
46 Redmond Walsh	2			3. 11 Will Heflin	40
28 Elijah Pleasants	2			4. 29 Blade Tidwell	45
5. 3 tied at.....	1				
Runs allowed		Earned runs allowed		Walks allowed	
1. 32 Sean Hunley	15	1. 29 Blade Tidwell	14	1. 32 Sean Hunley	7
2. 11 Will Heflin	16	32 Sean Hunley	14	11 Will Heflin	7
3. 29 Blade Tidwell	17	3. 11 Will Heflin	16	3. 36 Chad Dallas	9
4. 36 Chad Dallas	20	4. 36 Chad Dallas	19	4. 29 Blade Tidwell	12
Doubles allowed		Triples allowed		Home runs allowed	
1. 36 Chad Dallas	1	1. 36 Chad Dallas	0	1. 32 Sean Hunley	4
2. 11 Will Heflin	4	32 Sean Hunley	0	29 Blade Tidwell	4
3. 32 Sean Hunley	6	3. 11 Will Heflin	1	3. 11 Will Heflin	6
4. 29 Blade Tidwell	11	29 Blade Tidwell	1	4. 36 Chad Dallas	7



2021 Tennessee Baseball
Miscellaneous Stats for Tennessee (as of Apr 14, 2021)
(All games)



Multiple Hit Games	2	3	4	5+	Total
4 Liam Spence	12	3	-	-	15
7 Jake Rucker	8	3	-	-	11
27 Jordan Beck	8	2	-	-	10
1 Drew Gilbert	9	1	-	-	10
2 Max Ferguson	5	1	1	-	7
10 Pete Derkay	4	-	1	-	5
6 Evan Russell	3	2	-	-	5
17 Connor Pavolony	4	-	-	-	4
5 Logan Steenstra	3	-	-	-	3
21 Trey Lipscomb	1	2	-	-	3
40 Luc Lipcius	1	2	-	-	3
19 Jackson Greer	2	-	-	-	2
12 Kyle Booker	1	1	-	-	2
8 Christian Scott	1	-	-	-	1
TEAM	62	17	2	0	81

Multiple RBI Games	2	3	4	5+	Total
27 Jordan Beck	6	3	-	1	10
7 Jake Rucker	5	-	2	1	8
1 Drew Gilbert	5	2	-	1	8
4 Liam Spence	2	-	2	-	4
40 Luc Lipcius	1	3	-	-	4
12 Kyle Booker	1	2	-	-	3
6 Evan Russell	-	2	-	1	3
2 Max Ferguson	1	-	1	1	3
19 Jackson Greer	2	-	-	-	2
8 Christian Scott	1	1	-	-	2
21 Trey Lipscomb	1	-	1	-	2
10 Pete Derkay	2	-	-	-	2
17 Connor Pavolony	2	-	-	-	2
13 Cortland Lawson	1	-	-	-	1
5 Logan Steenstra	-	1	-	-	1
TEAM	30	14	6	5	55

Hitting Streaks	Longest	Current
7 Jake Rucker	16	1
4 Liam Spence	13	-
1 Drew Gilbert	7	-
40 Luc Lipcius	6	4
10 Pete Derkay	5	-
27 Jordan Beck	5	3
5 Logan Steenstra	5	2
2 Max Ferguson	4	2
13 Cortland Lawson	3	3
19 Jackson Greer	2	1
6 Evan Russell	2	-
12 Kyle Booker	2	2
8 Christian Scott	2	2
17 Connor Pavolony	2	2
21 Trey Lipscomb	1	1
30 Ethan Payne	1	-
9 Jorel Ortega	1	1

Reached Base Streaks	Longest	Current
4 Liam Spence	31	31
1 Drew Gilbert	24	-
2 Max Ferguson	22	4
7 Jake Rucker	17	1
10 Pete Derkay	15	-
40 Luc Lipcius	15	14
5 Logan Steenstra	10	10
27 Jordan Beck	9	3
6 Evan Russell	6	2
17 Connor Pavolony	6	2
9 Jorel Ortega	4	1
19 Jackson Greer	3	3
21 Trey Lipscomb	3	3
13 Cortland Lawson	3	3
8 Christian Scott	2	2
12 Kyle Booker	2	2
30 Ethan Payne	2	2



2021 Tennessee Baseball
Miscellaneous Stats for Tennessee (as of Apr 14, 2021)
(All games)

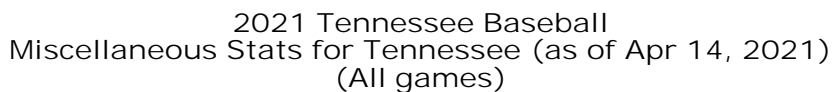


Starting Lineup By Position
(Team W-L record when starter)

PITCHER:		
29 Blade Tidwell	8	(6-2)
36 Chad Dallas	7	(6-1)
11 Will Heflin	7	(5-2)
42 Jake Fitzgibbons	3	(3-0)
33 Mark McLaughlin	3	(3-0)
28 Elijah Pleasants	2	(1-1)
16 Camden Sewell	2	(2-0)
31 Jackson Leath	1	(1-0)
26 Jason Rackers	1	(1-0)
CATCHER:		
17 Connor Pavolony	23	(18-5)
19 Jackson Greer	7	(6-1)
10 Pete Derkay	4	(4-0)
FIRST BASE:		
40 Luc Lipcius	32	(26-6)
10 Pete Derkay	1	(1-0)
5 Logan Steenstra	1	(1-0)
SECOND BASE:		
2 Max Ferguson	30	(24-6)
4 Liam Spence	2	(2-0)
13 Cortland Lawson	1	(1-0)
9 Jorel Ortega	1	(1-0)
THIRD BASE:		
7 Jake Rucker	31	(25-6)
21 Trey Lipscomb	3	(3-0)
SHORTSTOP:		
4 Liam Spence	24	(19-5)
5 Logan Steenstra	10	(9-1)
LEFT FIELD:		
6 Evan Russell	22	(16-6)
1 Drew Gilbert	9	(9-0)
12 Kyle Booker	2	(2-0)
21 Trey Lipscomb	1	(1-0)
CENTER FIELD:		
1 Drew Gilbert	23	(17-6)
8 Christian Scott	5	(5-0)
12 Kyle Booker	4	(4-0)
2 Max Ferguson	2	(2-0)
RIGHT FIELD:		
27 Jordan Beck	31	(25-6)
8 Christian Scott	1	(1-0)
6 Evan Russell	1	(1-0)
1 Drew Gilbert	1	(1-0)
DESIGNATED HITTER:		
10 Pete Derkay	16	(13-3)
4 Liam Spence	5	(4-1)
12 Kyle Booker	3	(3-0)
21 Trey Lipscomb	2	(2-0)
7 Jake Rucker	2	(2-0)
9 Jorel Ortega	2	(2-0)
2 Max Ferguson	1	(1-0)
19 Jackson Greer	1	(0-1)
17 Connor Pavolony	1	(0-1)
27 Jordan Beck	1	(1-0)

Starting Lineup By Lineup Spot
(Team W-L record when starter)

LEADOFF:		
4 Liam Spence	25	(20-5)
2 Max Ferguson	9	(8-1)
2ND SPOT:		
10 Pete Derkay	17	(15-2)
2 Max Ferguson	8	(5-3)
4 Liam Spence	6	(5-1)
12 Kyle Booker	1	(1-0)
8 Christian Scott	1	(1-0)
6 Evan Russell	1	(1-0)
3RD SPOT:		
7 Jake Rucker	33	(27-6)
27 Jordan Beck	1	(1-0)
CLEANUP:		
1 Drew Gilbert	20	(17-3)
27 Jordan Beck	13	(10-3)
40 Luc Lipcius	1	(1-0)
5TH SPOT:		
27 Jordan Beck	17	(14-3)
40 Luc Lipcius	8	(6-2)
1 Drew Gilbert	5	(4-1)
21 Trey Lipscomb	2	(2-0)
19 Jackson Greer	1	(1-0)
6 Evan Russell	1	(1-0)
6TH SPOT:		
40 Luc Lipcius	18	(15-3)
17 Connor Pavolony	8	(6-2)
1 Drew Gilbert	3	(2-1)
2 Max Ferguson	2	(2-0)
9 Jorel Ortega	1	(1-0)
10 Pete Derkay	1	(1-0)
6 Evan Russell	1	(1-0)
7TH SPOT:		
17 Connor Pavolony	10	(8-2)
6 Evan Russell	9	(7-2)
19 Jackson Greer	3	(3-0)
1 Drew Gilbert	3	(2-1)
40 Luc Lipcius	3	(2-1)
5 Logan Steenstra	1	(1-0)
21 Trey Lipscomb	1	(1-0)
10 Pete Derkay	1	(1-0)
9 Jorel Ortega	1	(1-0)
2 Max Ferguson	1	(1-0)
27 Jordan Beck	1	(1-0)
8TH SPOT:		
2 Max Ferguson	13	(11-2)
6 Evan Russell	7	(4-3)
12 Kyle Booker	5	(5-0)
10 Pete Derkay	2	(1-1)
21 Trey Lipscomb	2	(2-0)
1 Drew Gilbert	2	(2-0)
8 Christian Scott	1	(1-0)
9 Jorel Ortega	1	(1-0)
40 Luc Lipcius	1	(1-0)
9TH SPOT:		
5 Logan Steenstra	10	(9-1)
17 Connor Pavolony	6	(4-2)
19 Jackson Greer	4	(2-2)
8 Christian Scott	4	(4-0)
6 Evan Russell	4	(3-1)
12 Kyle Booker	3	(3-0)
40 Luc Lipcius	1	(1-0)
13 Cortland Lawson	1	(1-0)
21 Trey Lipscomb	1	(1-0)



STARTERS SUMMARY

[illegible]



2021 Tennessee Baseball
Games Summary for Tennessee (as of Apr 14, 2021)
(All games)



Score by innings	1	2	3	4	5	6	7	8	9	EX	Total
Tennessee	34	10	29	39	36	28	19	33	6	13	247
Opponents	10	12	17	22	16	15	20	24	9	0	145

Record when ...

Overall	28-6	After 6 leading	22-1
Conference	9-3 trailing	2-5
Non-Conference	19-3 tied	4-0
Home games	19-3	After 7 leading	25-2
Away games	9-3 trailing	1-4
Neutral site	0-0 tied	1-0
Day games	14-5	After 8 leading	21-1
Night games	14-1 trailing	1-5
vs Left starter	6-3 tied	5-0
vs Right starter	22-3		
1-Run games	6-2	Hit 0 home runs	10-3
2-Run games	6-2	... 1 home run	6-3
5+Run games	10-1	... 2+ home runs	12-0
Extra innings	6-0		
Shutouts	1-1	Opponent 0 home runs	9-2
	 1 home run	14-0
Scoring 0-2 runs	0-2 2+ HRs	5-4
..... 3-5 runs	9-3		
..... 6-9 runs	12-1	Made 0 errors	13-3
..... 10+ runs	7-0 1 error	9-2
	 2+ errors	6-1
Opponent 0-2 runs	10-0		
..... 3-5 runs	11-2	Opp. made 0 errors	7-1
..... 6-9 runs	6-4 1 error	11-3
..... 10+ runs	1-0 2+ errors	10-2
Scored in 1st inning	14-1	Out-hit opponent	20-1
Opp. scored in 1st	3-2	Out-hit by opponent	8-5
Scores first	20-2	Hits are tied	0-0
Opp. scores first	8-4		

Record when team scores:

Runs	0	1	2	3	4	5	6	7	8	9	10+
W-L	0-1	0-1	0-0	2-0	2-2	5-1	4-1	2-0	1-0	5-0	7-0

Record when opponent scores:

Runs	0	1	2	3	4	5	6	7	8	9	10+
W-L	1-0	6-0	3-0	6-1	3-0	2-1	3-0	0-3	2-0	1-1	1-0

Record when leading after:

Inn.	1	2	3	4	5	6	7	8
W-L	13-1	13-2	18-2	18-3	21-2	22-1	25-2	21-1

Record when trailing after:

Inn.	1	2	3	4	5	6	7	8
W-L	2-2	4-3	3-3	6-3	5-4	2-5	1-4	1-5

Record when tied after:

Inn.	1	2	3	4	5	6	7	8
W-L	13-3	11-1	7-1	4-0	2-0	4-0	1-0	5-0

Current winning streak: 1
Longest winning streak: 6
Longest losing streak: 2

Home attendance : 24197 (22 dates avg = 1099)

Away attendance : 10261 (12 dates avg = 855)

Total attendance: 34458 (34 dates avg = 1013)

2021 Tennessee Baseball
Individual Game-by-Game for Tennessee (as of Apr 14, 2021)

#27 Jordan Beck - 33 games (All games)

Date	Opponent	Pos	AB	R	H	RBI	2B	3B	HR	BB	SB	CS	HBP	SAC	SF	GDP	K	PO	A	E	Avg
Feb 19	at Georgia Southern	*of	4	1	2	3	1	0	1	0	0	0	0	0	0	0	0	2	0	0	.500
Feb 20	at Georgia Southern	*of	3	0	0	0	0	0	0	1	0	0	0	0	0	0	2	3	0	0	.286
Feb 21	at Georgia Southern	*of	6	2	1	2	0	0	1	0	0	0	0	0	0	0	3	3	0	0	.231
Feb 23	ARKANSAS-PINE BLU	*of	3	0	2	3	1	1	0	0	0	0	0	0	0	0	0	1	0	0	.312
Feb 26	INDIANA STATE	*of	3	1	2	2	0	0	1	0	0	0	1	0	0	0	0	1	0	0	.368
Feb 27	INDIANA STATE-1	*of	4	0	1	1	0	1	0	0	0	0	0	0	0	0	0	0	0	0	.348
Feb 27	INDIANA STATE-2	*of	4	0	0	0	0	0	0	1	0	0	0	0	0	0	1	4	0	0	.296
Feb 28	INDIANA STATE	*of	5	1	2	1	0	0	0	0	0	0	0	0	0	0	0	5	0	0	.312
Mar 03	at Austin Peay	*of	5	0	2	0	0	0	0	0	0	0	0	0	0	0	2	1	0	0	.324
Mar 05	GEORGIA STATE	*of	4	0	0	1	0	0	0	0	0	0	0	0	1	0	1	2	0	0	.293
Mar 06	GEORGIA STATE	*of	4	0	0	0	0	0	0	0	0	0	0	0	0	0	2	2	0	0	.267
Mar 07	GEORGIA STATE	*of	5	0	0	0	0	0	0	0	0	0	0	0	0	1	1	3	0	0	.240
Mar 09	at Charlotte	*of	3	0	0	0	0	0	0	0	0	0	0	0	0	0	0	0	0	0	.226
Mar 12	UNC GREENSBORO	*of	3	0	1	3	1	0	0	0	0	0	0	0	1	0	0	3	0	0	.232
Mar 13	UNC GREENSBORO	*of	4	0	1	2	0	0	0	1	1	0	0	0	0	0	0	3	0	0	.233
Mar 14	UNC GREENSBORO	*of	5	0	0	0	0	0	0	0	0	0	0	0	0	0	1	2	0	0	.215
Mar 16	ETSU	*of	6	2	3	5	1	0	2	0	0	0	0	0	0	0	1	2	0	1	.239
Mar 19	at Georgia	*of	3	1	2	1	1	0	0	3	0	0	0	0	0	0	0	1	0	0	.257
Mar 20	at Georgia	*of	3	0	0	0	0	0	0	1	0	0	0	0	0	0	0	1	1	0	.247
Mar 21	at Georgia	*of	5	0	0	1	0	0	0	0	0	0	0	0	0	0	1	3	0	0	.232
Mar 23	EASTERN KENTUCKY	*of	4	1	1	1	0	0	0	0	0	0	0	0	0	0	0	1	0	0	.233
Mar 26	LSU	*of	3	0	0	0	0	0	0	1	0	0	0	0	0	0	1	1	0	0	.225
Mar 27	LSU	*of	5	0	1	0	0	0	0	0	0	0	0	0	0	0	3	1	0	0	.223
Mar 28	LSU	*of	4	0	0	1	0	0	0	0	0	0	0	0	0	0	1	3	0	0	.214
Mar 30	WESTERN CAROLINA	*dh	2	1	1	0	0	0	0	0	0	0	0	0	0	0	0	0	0	0	.220
Apr 2	at Alabama	*of	2	0	1	1	1	0	0	2	0	0	0	0	0	0	0	3	0	0	.225
Apr 3	at Alabama	*of	5	1	1	1	0	0	0	0	0	0	0	0	1	0	2	6	0	0	.224
Apr 4	at Alabama	*of	4	1	3	2	0	0	0	1	0	0	0	0	0	1	0	2	0	0	.243
Apr 06	EASTERN KENTUCKY	*of	2	0	1	2	1	0	0	0	0	0	0	0	0	0	1	1	0	0	.248
Apr 09	FLORIDA	*of	4	0	0	0	0	0	0	0	0	0	0	0	0	0	1	4	0	0	.239
Apr 10	FLORIDA	*of	4	1	1	1	0	0	0	0	0	0	0	0	0	0	0	3	0	0	.240
Apr 11	FLORIDA	*of	4	1	2	0	1	0	0	1	0	0	0	0	0	0	0	3	0	0	.248
Apr 13	at Western Carolina	*of	5	2	2	2	1	0	1	0	0	0	0	0	0	0	0	3	0	0	.254
Totals		32gs	130	16	33	36	9	2	6	12	1	0	1	0	3	2	24	73	1	1	.254

On base pct. .315 • Slugging pct. .492

#12 Kyle Booker - 13 games (All games)

Date	Opponent	Pos	AB	R	H	RBI	2B	3B	HR	BB	SB	CS	HBP	SAC	SF	GDP	K	PO	A	E	Avg
Feb 23	ARKANSAS-PINE BLU	*of	4	1	1	3	1	0	0	1	0	0	0	0	0	0	1	2	0	0	.250
Feb 24	ARKANSAS-PINE BLU	*of	2	1	1	2	0	0	0	2	0	0	0	0	1	0	1	1	0	0	.333
Feb 27	INDIANA STATE-2	ph	1	0	0	0	0	0	0	0	0	0	0	0	0	0	0	0	0	0	.286
Mar 03	at Austin Peay	*dh	3	1	0	0	0	0	0	1	0	0	0	0	0	0	2	0	0	0	.200
Mar 07	GEORGIA STATE	*dh	2	1	0	0	0	0	0	2	0	0	0	0	0	0	0	0	0	0	.167
Mar 09	at Charlotte	of	1	0	0	0	0	0	0	0	0	0	0	0	0	0	0	1	0	0	.154
Mar 23	EASTERN KENTUCKY	*of	5	1	1	1	1	0	0	0	0	0	0	0	0	0	1	0	0	0	.167
Mar 30	WESTERN CAROLINA	*of	4	3	2	3	0	0	1	0	0	0	0	0	0	0	1	2	0	0	.227
Apr 2	at Alabama	ph	1	0	0	0	0	0	0	0	0	0	0	0	0	0	1	0	0	0	.217
Apr 3	at Alabama	*of	4	0	1	0	0	0	0	0	0	0	0	0	0	0	0	1	0	0	.222
Apr 4	at Alabama	ph/of	1	0	0	0	0	0	0	0	0	0	0	0	0	0	1	0	0	0	.214
Apr 06	EASTERN KENTUCKY	*of	4	1	1	0	0	0	0	0	0	0	0	0	0	0	2	1	0	0	.219
Apr 13	at Western Carolina	*dh	3	3	3	1	0	0	0	1	0	0	0	0	1	0	0	0	0	0	.286
Totals		9gs	35	12	10	10	2	0	1	7	0	0	0	0	2	0	10	8	0	0	.286

On base pct. .386 • Slugging pct. .429

#35 Kirby Connell - 5 games (All games)

Date	Opponent	Pos	AB	R	H	RBI	2B	3B	HR	BB	SB	CS	HBP	SAC	SF	GDP	K	PO	A	E	Avg
Feb 23	ARKANSAS-PINE BLU	p	0	0	0	0	0	0	0	0	0	0	0	0	0	0	0	1	0	0	.000
Feb 27	INDIANA STATE-2	p	0	0	0	0	0	0	0	0	0	0	0	0	0	0	0	0	1	0	.000
Mar 05	GEORGIA STATE	p	0	0	0	0	0	0	0	0	0	0	0	0	0	0	0	0	1	0	.000
Mar 27	LSU	p	0	0	0	0	0	0	0	0	0	0	0	0	0	0	0	0	1	0	.000
Apr 2	at Alabama	p	0	0	0	0	0	0	0	0	0	0	0	0	0	0	0	0	1	0	.000
Totals		0gs	0	0	0	0	0	0	0	0	0	0	0	0	0	0	0	1	4	0	.000

On base pct. .000 • Slugging pct. .000

2021 Tennessee Baseball
Individual Game-by-Game for Tennessee (as of Apr 14, 2021)

#35 Kirby Connell - 14 appearances (All games)

Date	Opponent	GS	IP	H	R	ER	BB	SO	2B	3B	HR	WP	BK	HBP	IBB	Score	W-L	Sv	ERA	NP
Feb 23	ARKANSAS-PINE BLU		1.0	0	0	0	0	1	0	0	0	0	0	0	0	21-1	0-0	0	0.00	7
Feb 27	INDIANA STATE-2		4.1	1	0	0	1	3	0	0	0	0	0	1	0	5-7	0-0	0	0.00	49
Mar 05	GEORGIA STATE		2.0	3	0	0	0	3	1	0	0	0	0	0	0	6-1	0-0	0	0.00	27
Mar 09	at Charlotte		3.0	2	1	0	0	2	0	0	0	0	0	0	0	0-9	0-0	0	0.00	34
Mar 12	UNC GREENSBORO		0.0	1	0	0	0	0	0	0	0	0	0	0	0	6-2	0-0	0	0.00	2
Mar 13	UNC GREENSBORO		1.0	1	0	0	0	2	0	0	0	0	0	0	0	14-9	0-0	0	0.00	19
Mar 16	ETSU		2.0	1	0	0	0	3	0	0	0	0	0	0	0	9-6	1-0	0	0.00	28
Mar 20	at Georgia		1.2	1	0	0	0	1	0	0	0	0	0	0	0	4-5	1-0	0	0.00	17
Mar 21	at Georgia		0.1	0	0	0	0	0	0	0	0	0	0	0	0	4-1	1-0	0	0.00	5
Mar 27	LSU		2.2	2	0	0	0	4	1	0	0	0	0	1	0	9-8	1-0	0	0.00	47
Apr 2	at Alabama		3.0	3	1	1	0	1	1	0	1	0	0	0	0	4-7	1-0	0	0.43	37
Apr 4	at Alabama		3.0	2	3	1	1	5	1	0	1	0	0	0	0	9-8	1-0	0	0.75	48
Apr 10	FLORIDA		3.0	4	1	1	0	5	1	0	0	0	0	0	0	5-4	1-0	1	1.00	56
Apr 13	at Western Carolina		0.1	0	0	0	0	0	0	0	0	0	0	0	0	14-12	1-0	2	0.99	4
Totals		0	27.1	21	6	3	2	30	5	0	2	0	0	2	0	110-80	1-0	2	0.99	-

#36 Chad Dallas - 2 games (All games)

Date	Opponent	Pos	AB	R	H	RBI	2B	3B	HR	BB	SB	CS	HBP	SAC	SF	GDP	K	PO	A	E	Avg
Feb 26	INDIANA STATE	*p	0	0	0	0	0	0	0	0	0	0	0	0	0	0	0	0	1	0	.000
Apr 2	at Alabama	*p	0	0	0	0	0	0	0	0	0	0	0	0	0	0	0	1	0	0	.000
Totals		2gs	0	0	0	0	0	0	0	0	0	0	0	0	0	0	0	1	1	0	.000

On base pct. .000 • Slugging pct. .000

#36 Chad Dallas - 7 appearances (All games)

Date	Opponent	GS	IP	H	R	ER	BB	SO	2B	3B	HR	WP	BK	HBP	IBB	Score	W-L	Sv	ERA	NP
Feb 19	at Georgia Southern	*	6.1	2	2	2	1	7	0	0	1	1	0	0	0	5-3	1-0	0	2.84	80
Feb 26	INDIANA STATE	*	5.0	9	3	3	1	9	0	0	1	0	0	0	0	4-3	1-0	0	3.97	89
Mar 12	UNC GREENSBORO	*	5.1	1	1	1	2	7	0	0	1	0	0	1	0	6-2	2-0	0	3.24	85
Mar 19	at Georgia	*	6.1	9	6	6	2	9	1	0	0	2	0	0	0	11-6	3-0	0	4.70	98
Mar 26	LSU	*	7.0	5	1	1	1	11	0	0	1	0	0	1	0	3-1	4-0	0	3.90	101
Apr 2	at Alabama	*	3.2	5	3	3	2	6	0	0	0	0	0	1	0	4-7	4-0	0	4.28	71
Apr 09	FLORIDA	*	7.0	7	4	3	0	11	0	0	3	0	0	0	0	6-4	5-0	0	4.20	102
Totals		7	40.2	38	20	19	9	60	1	0	7	3	0	3	0	39-26	5-0	0	4.20	-

#25 Christian Delashmit - 1 game (All games)

Date	Opponent	Pos	AB	R	H	RBI	2B	3B	HR	BB	SB	CS	HBP	SAC	SF	GDP	K	PO	A	E	Avg
Feb 24	ARKANSAS-PINE BLU	p	0	0	0	0	0	0	0	0	0	0	0	0	0	0	0	0	1	0	.000
Totals		0gs	0	0	0	0	0	0	0	0	0	0	0	0	0	0	0	0	1	0	.000

On base pct. .000 • Slugging pct. .000

#25 Christian Delashmit - 5 appearances (All games)

Date	Opponent	GS	IP	H	R	ER	BB	SO	2B	3B	HR	WP	BK	HBP	IBB	Score	W-L	Sv	ERA	NP
Feb 24	ARKANSAS-PINE BLU		1.0	1	1	0	0	1	0	0	0	2	0	0	0	14-6	0-0	0	0.00	23
Mar 09	at Charlotte		0.1	3	3	3	0	0	0	0	2	0	0	0	0	0-9	0-0	0	20.25	11
Mar 23	EASTERN KENTUCKY		1.0	1	0	0	0	1	0	0	0	0	0	0	0	13-5	0-0	0	11.57	10
Mar 30	WESTERN CAROLINA		0.2	0	0	0	0	1	0	0	0	0	0	0	0	9-2	0-0	0	9.00	5
Apr 06	EASTERN KENTUCKY		1.0	0	0	0	0	1	0	0	0	0	0	0	0	10-1	0-0	0	6.75	13
Totals		0	4.0	5	4	3	0	4	0	0	2	2	0	0	0	46-23	0-0	0	6.75	-

2021 Tennessee Baseball
Individual Game-by-Game for Tennessee (as of Apr 14, 2021)

#10 Pete Derkay - 28 games (All games)

Date	Opponent	Pos	AB	R	H	RBI	2B	3B	HR	BB	SB	CS	HBP	SAC	SF	GDP	K	PO	A	E	Avg
Feb 19	at Georgia Southern	*dh	4	0	0	0	0	0	0	0	0	0	0	0	0	0	4	0	0	0	.000
Feb 21	at Georgia Southern	ph	1	0	0	0	0	0	0	0	0	0	0	0	0	0	0	0	0	0	.000
Feb 23	ARKANSAS-PINE BLU	1b/c	3	1	2	2	0	0	1	0	0	0	0	0	0	0	0	8	1	0	.250
Feb 24	ARKANSAS-PINE BLU	1b/of	0	1	0	0	0	0	0	3	1	1	0	0	0	0	0	1	0	0	.250
Feb 27	INDIANA STATE-1	ph/dh	2	0	0	0	0	0	0	1	0	0	0	0	0	0	0	0	0	0	.200
Feb 28	INDIANA STATE	*dh	4	1	1	1	0	0	0	2	0	0	0	0	0	0	0	0	0	0	.214
Mar 03	at Austin Peay	*1b	3	1	1	0	0	0	0	1	0	0	1	0	0	0	1	9	0	0	.235
Mar 05	GEORGIA STATE	*dh	4	1	2	1	0	0	0	1	0	0	0	0	0	0	0	0	0	0	.286
Mar 06	GEORGIA STATE	*dh	4	0	0	0	0	0	0	0	0	0	0	0	0	0	1	0	0	0	.240
Mar 07	GEORGIA STATE	c	0	0	0	0	0	0	0	0	0	0	0	0	0	0	0	2	0	0	.240
Mar 09	at Charlotte	*dh	3	0	1	0	0	0	0	0	0	0	0	0	0	0	0	0	0	0	.250
Mar 12	UNC GREENSBORO	*dh	4	1	2	0	1	0	0	0	0	0	0	0	0	0	1	0	0	0	.281
Mar 13	UNC GREENSBORO	*dh	5	3	4	2	1	0	0	1	0	0	0	0	0	0	0	0	0	0	.351
Mar 14	UNC GREENSBORO	*dh	3	0	0	0	0	0	0	1	0	0	0	1	0	0	1	0	0	0	.325
Mar 16	ETSU	*dh	5	2	2	0	0	0	0	0	1	0	1	0	0	0	0	0	0	0	.333
Mar 19	at Georgia	*dh	4	1	1	1	0	0	0	1	0	0	0	1	0	0	0	0	0	0	.327
Mar 20	at Georgia	*dh	4	1	1	0	1	0	0	1	0	0	0	0	0	0	0	0	0	0	.321
Mar 21	at Georgia	*dh	4	2	1	0	0	0	0	1	0	0	0	0	0	0	1	0	0	0	.316
Mar 23	EASTERN KENTUCKY	*c	4	2	1	0	0	1	0	0	0	0	1	0	0	0	0	9	0	0	.311
Mar 26	LSU	*dh	3	1	0	0	0	0	0	0	0	0	1	0	0	0	1	0	0	0	.297
Mar 27	LSU	*dh	3	1	0	0	0	0	0	2	0	0	0	0	0	0	1	0	0	0	.284
Mar 28	LSU	*dh	3	1	1	0	1	0	0	1	0	0	0	0	0	1	0	0	0	0	.286
Mar 30	WESTERN CAROLINA	*c	4	0	0	0	0	0	0	1	0	0	0	0	0	0	10	1	0	0	.270
Apr 2	at Alabama	*dh	5	0	1	0	0	0	0	0	0	0	0	0	0	0	1	0	0	0	.266
Apr 3	at Alabama	ph/dh	3	0	1	1	0	0	0	0	0	1	0	0	0	0	0	0	0	0	.268
Apr 4	at Alabama	ph	1	0	0	0	0	0	0	0	0	0	0	0	0	0	1	0	0	0	.265
Apr 06	EASTERN KENTUCKY	*c	4	0	0	0	0	0	0	0	0	0	0	0	0	0	1	8	0	0	.253
Apr 13	at Western Carolina	*c	3	0	0	0	0	0	0	0	0	0	0	0	0	0	0	2	0	0	.244
Totals		21gs	90	20	22	8	4	1	1	17	2	2	4	2	0	1	14	49	2	0	.244

On base pct. .387 • Slugging pct. .344

#2 Max Ferguson - 33 games (All games)

Date	Opponent	Pos	AB	R	H	RBI	2B	3B	HR	BB	SB	CS	HBP	SAC	SF	GDP	K	PO	A	E	Avg
Feb 19	at Georgia Southern	*2b	4	1	1	0	0	0	0	1	0	0	0	0	0	0	3	0	4	0	.250
Feb 20	at Georgia Southern	*2b	3	0	0	0	0	0	0	2	0	1	0	0	0	0	2	2	4	0	.143
Feb 21	at Georgia Southern	*of/2b	6	0	1	0	0	0	0	0	0	0	0	0	0	0	1	3	3	0	.154
Feb 23	ARKANSAS-PINE BLU	*dh	4	2	2	4	0	0	1	1	1	0	0	0	1	0	0	0	0	0	.235
Feb 26	INDIANA STATE	*2b	5	1	1	0	0	0	0	0	1	0	0	0	0	0	3	2	2	1	.227
Feb 27	INDIANA STATE-1	*2b	4	0	0	0	0	0	0	0	1	0	0	0	0	0	0	2	1	0	.192
Feb 27	INDIANA STATE-2	*2b	3	1	1	0	0	0	0	2	0	0	0	0	0	0	1	2	4	0	.207
Feb 28	INDIANA STATE	*2b	4	0	1	2	1	0	0	1	0	0	0	0	0	0	0	1	1	1	.212
Mar 03	at Austin Peay	*2b	5	0	1	0	0	0	0	0	0	1	0	0	0	0	0	3	6	0	.211
Mar 05	GEORGIA STATE	*2b	2	2	0	0	0	0	0	2	0	0	0	0	0	0	1	2	1	0	.200
Mar 06	GEORGIA STATE	*2b	2	0	2	0	0	0	0	2	1	0	0	0	0	0	0	2	0	0	.238
Mar 07	GEORGIA STATE	*2b	4	0	1	0	0	0	0	1	0	0	0	0	0	0	0	2	1	0	.239
Mar 09	at Charlotte	*2b	2	0	0	0	0	0	0	2	0	0	0	0	0	1	0	4	2	0	.229
Mar 12	UNC GREENSBORO	*2b	4	2	2	1	1	0	1	0	0	0	0	0	0	0	1	0	1	0	.250
Mar 13	UNC GREENSBORO	*2b	3	1	1	1	0	1	0	0	0	0	0	1	0	0	1	2	3	0	.255
Mar 14	UNC GREENSBORO	*2b	4	1	3	1	1	0	0	0	3	0	0	0	0	0	1	2	1	0	.288
Mar 16	ETSU	*2b	5	1	2	1	1	1	0	0	0	0	0	0	0	0	3	2	3	0	.297
Mar 19	at Georgia	*2b	3	1	0	0	0	0	0	2	0	0	0	0	0	0	1	1	4	0	.284
Mar 20	at Georgia	*2b	4	0	1	0	0	0	0	0	0	0	0	0	0	0	2	4	0	0	.282
Mar 21	at Georgia	*2b	3	0	0	0	0	0	0	0	0	1	1	0	0	0	2	2	4	0	.270
Mar 23	EASTERN KENTUCKY	*2b	3	2	1	1	0	0	0	2	0	0	0	0	1	0	1	2	3	0	.273
Mar 26	LSU	*2b	3	0	0	0	0	0	0	1	0	0	0	0	0	0	3	0	3	0	.262
Mar 27	LSU	*2b	3	1	0	0	0	0	0	2	0	0	0	0	0	0	0	1	4	0	.253
Mar 28	LSU	*2b	2	0	0	0	0	0	0	1	0	0	0	0	0	0	0	1	2	0	.247
Mar 30	WESTERN CAROLINA	*2b	1	1	0	0	0	0	0	3	3	1	0	0	0	0	1	1	4	0	.244
Apr 2	at Alabama	*2b	3	0	0	0	0	0	0	1	0	0	0	0	0	0	2	1	2	0	.236
Apr 3	at Alabama	*2b	4	1	0	0	0	0	0	2	0	0	0	0	0	0	3	4	1	0	.226
Apr 4	at Alabama	*2b	4	0	1	1	0	0	0	0	0	0	0	0	1	0	1	0	4	1	.227
Apr 06	EASTERN KENTUCKY	*of/2b	3	0	0	0	0	0	0	0	0	0	0	0	0	0	0	1	0	0	.220
Apr 09	FLORIDA	*2b	4	0	1	0	0	0	0	0	2	0	0	0	0	0	1	1	2	1	.221
Apr 10	FLORIDA	*2b	2	1	0	0	0	0	0	2	0	0	0	0	0	0	1	1	2	0	.217
Apr 11	FLORIDA	*2b	5	1	2	0	0	0	0	0	1	0	0	0	0	0	2	0	2	0	.225
Apr 13	at Western Carolina	*2b	4	2	4	6	1	0	1	1	0	0	0	0	1	0	0	4	3	0	.252
Totals		33gs	115	22	29	18	5	2	3	31	13	4	1	1	4	1	37	53	81	4	.252

On base pct. .404 • Slugging pct. .409

2021 Tennessee Baseball
Individual Game-by-Game for Tennessee (as of Apr 14, 2021)

#42 Jake Fitzgibbons - 2 games (All games)

Date	Opponent	Pos	AB	R	H	RBI	2B	3B	HR	BB	SB	CS	HBP	SAC	SF	GDP	K	PO	A	E	Avg
Mar 23	EASTERN KENTUCKY	*p	0	0	0	0	0	0	0	0	0	0	0	0	0	0	0	0	1	0	.000
Apr 06	EASTERN KENTUCKY	*p	0	0	0	0	0	0	0	0	0	0	0	0	0	0	0	0	1	0	.000
Totals		2gs	0	0	0	0	0	0	0	0	0	0	0	0	0	0	0	0	2	0	.000

On base pct. .000 • Slugging pct. .000

#42 Jake Fitzgibbons - 6 appearances (All games)

Date	Opponent	GS	IP	H	R	ER	BB	SO	2B	3B	HR	WP	BK	HBP	IBB	Score	W-L	Sv	ERA	NP
Mar 03	at Austin Peay		0.1	3	3	3	1	0	0	0	0	2	0	0	0	5-3	0-0	0	81.00	19
Mar 09	at Charlotte		0.2	2	1	1	0	1	0	0	1	1	0	0	0	0-9	0-0	0	36.00	14
Mar 23	EASTERN KENTUCKY	*	2.0	2	1	1	1	1	0	0	1	0	0	0	0	13-5	0-0	0	15.00	36
Mar 30	WESTERN CAROLINA		3.1	1	0	0	0	4	0	0	0	0	0	0	0	9-2	1-0	0	7.11	49
Apr 06	EASTERN KENTUCKY	*	1.0	0	0	0	1	0	0	0	0	0	0	0	0	10-1	1-0	0	6.14	15
Apr 13	at Western Carolina	*	0.2	3	3	3	1	0	1	0	0	0	0	0	0	14-12	1-0	0	9.00	18
Totals		3	8.0	11	8	8	4	6	1	0	2	3	0	0	0	51-32	1-0	0	9.00	-

#1 Drew Gilbert - 33 games (All games)

Date	Opponent	Pos	AB	R	H	RBI	2B	3B	HR	BB	SB	CS	HBP	SAC	SF	GDP	K	PO	A	E	Avg
Feb 19	at Georgia Southern	*of/of	4	0	1	0	1	0	0	0	0	0	0	0	0	0	1	2	0	0	.250
Feb 20	at Georgia Southern	*of	4	2	2	3	0	0	2	0	0	0	0	0	0	0	0	0	0	0	.375
Feb 21	at Georgia Southern	*of/of	5	0	1	0	0	0	0	0	0	0	0	0	0	0	0	4	0	0	.308
Feb 23	ARKANSAS-PINE BLU	*of	2	1	0	1	0	0	0	0	1	0	1	0	0	0	0	0	0	0	.267
Feb 26	INDIANA STATE	*of	4	0	2	0	0	0	0	0	1	0	0	0	0	0	1	1	0	0	.316
Feb 27	INDIANA STATE-1	*of	4	0	1	0	0	0	0	0	0	0	0	0	0	0	0	2	0	0	.304
Feb 27	INDIANA STATE-2	*of	5	0	2	1	0	0	0	0	0	0	0	0	0	0	0	4	0	0	.321
Feb 28	INDIANA STATE	*of	5	0	1	0	0	0	0	0	0	0	0	0	0	0	0	2	0	0	.303
Mar 03	at Austin Peay	*of	3	0	1	1	0	0	0	1	0	0	0	0	1	0	1	1	0	0	.306
Mar 05	GEORGIA STATE	*of	4	0	0	0	0	0	0	1	0	0	0	0	0	0	2	2	0	0	.275
Mar 06	GEORGIA STATE	*of/of	2	1	1	0	0	0	0	1	0	0	1	0	0	0	0	0	0	0	.286
Mar 07	GEORGIA STATE	*of/p	4	1	2	2	0	0	1	0	0	0	0	0	0	0	0	1	0	0	.304
Mar 09	at Charlotte	*of	3	0	1	0	0	0	0	0	0	0	0	0	0	0	0	3	0	0	.306
Mar 12	UNC GREENSBORO	*of	4	1	1	0	1	0	0	0	0	0	0	0	0	0	0	1	0	0	.302
Mar 13	UNC GREENSBORO	*of	5	1	2	2	0	0	0	0	1	0	0	0	0	0	1	0	0	0	.310
Mar 14	UNC GREENSBORO	*of	3	2	2	5	0	0	2	1	0	0	1	0	0	0	0	5	0	0	.328
Mar 16	ETSU	*of	5	0	1	2	0	0	0	0	0	0	0	0	1	0	1	2	0	0	.318
Mar 19	at Georgia	*of	5	0	0	0	0	0	0	0	0	0	1	0	0	0	0	2	0	0	.296
Mar 20	at Georgia	*of	4	0	1	1	0	0	0	0	0	0	0	0	0	0	1	1	0	0	.293
Mar 21	at Georgia	*of	4	0	3	2	0	0	0	0	0	0	0	0	1	0	1	2	0	0	.316
Mar 23	EASTERN KENTUCKY	*of/p	3	2	2	2	1	0	0	0	0	0	1	0	0	0	1	0	0	0	.329
Mar 26	LSU	*of	3	0	1	1	1	0	0	0	0	0	1	0	0	0	1	1	0	0	.329
Mar 27	LSU	*of	5	1	2	3	1	0	1	0	0	0	1	0	0	0	1	1	0	0	.333
Mar 28	LSU	*of	2	0	0	1	0	0	0	1	1	0	1	0	0	0	1	2	0	0	.326
Mar 30	WESTERN CAROLINA	*of/p	4	0	0	0	0	0	0	0	0	0	0	0	0	0	1	1	0	0	.312
Apr 2	at Alabama	*of	4	1	1	1	0	0	0	0	0	0	0	0	0	0	1	2	0	0	.310
Apr 3	at Alabama	*of	3	2	1	0	0	0	0	2	1	0	1	0	0	0	1	2	0	0	.311
Apr 4	at Alabama	*of	3	2	1	1	0	0	0	2	0	0	0	0	0	0	1	4	0	1	.311
Apr 06	EASTERN KENTUCKY	*of/p	3	1	0	0	0	0	0	0	0	0	0	0	0	0	0	1	0	0	.303
Apr 09	FLORIDA	*of	4	1	2	1	0	0	0	0	0	0	0	0	0	0	2	0	0	0	.310
Apr 10	FLORIDA	*of	4	0	0	0	0	0	0	0	0	0	0	0	0	2	0	1	0	0	.299
Apr 11	FLORIDA	*of	5	0	0	0	0	0	0	0	0	0	0	0	0	0	3	1	0	0	.287
Apr 13	at Western Carolina	*of	6	0	0	0	0	0	0	0	0	0	0	0	0	0	2	3	0	0	.273
Totals		33gs	128	19	35	30	5	0	6	9	5	0	9	0	3	2	22	56	0	1	.273

On base pct. .356 • Slugging pct. .453

2021 Tennessee Baseball
Individual Game-by-Game for Tennessee (as of Apr 14, 2021)

#1 Drew Gilbert - 5 appearances (All games)

Date	Opponent	GS	IP	H	R	ER	BB	SO	2B	3B	HR	WP	BK	HBP	IBB	Score	W-L	Sv	ERA	NP
Feb 24	ARKANSAS-PINE BLU		2.0	1	0	0	0	3	0	0	0	0	0	1	0	14-6	1-0	0	0.00	31
Mar 07	GEORGIA STATE		1.0	1	0	0	1	1	1	0	0	0	0	0	0	7-0	1-0	0	0.00	25
Mar 23	EASTERN KENTUCKY		1.0	0	0	0	0	1	0	0	0	1	0	1	0	13-5	1-0	0	0.00	22
Mar 30	WESTERN CAROLINA		0.1	0	0	0	0	0	0	0	0	0	0	0	0	9-2	1-0	0	0.00	3
Apr 06	EASTERN KENTUCKY		1.0	0	0	0	0	1	0	0	0	0	0	0	0	10-1	1-0	0	0.00	14
Totals		0	5.1	2	0	0	1	6	1	0	0	1	0	2	0	53-14	1-0	0	0.00	-

#19 Jackson Greer - 11 games (All games)

Date	Opponent	Pos	AB	R	H	RBI	2B	3B	HR	BB	SB	CS	HBP	SAC	SF	GDP	K	PO	A	E	Avg
Feb 21	at Georgia Southern	*c	5	1	2	0	0	0	0	0	0	0	0	0	0	0	1	10	2	1	.400
Feb 24	ARKANSAS-PINE BLU	*c	4	1	1	0	1	0	0	1	0	0	0	0	0	0	1	11	0	0	.333
Feb 27	INDIANA STATE-1	*dh	1	0	0	0	0	0	0	0	0	0	0	0	0	0	1	0	0	0	.300
Feb 27	INDIANA STATE-2	*c	1	1	1	0	1	0	0	3	0	0	0	0	0	0	0	7	0	0	.364
Mar 03	at Austin Peay	*c	3	1	1	1	1	0	0	1	0	0	1	0	0	0	1	8	0	0	.357
Mar 06	GEORGIA STATE	ph	1	0	0	0	0	0	0	0	0	0	0	0	0	0	1	0	0	0	.333
Mar 07	GEORGIA STATE	*c	4	0	1	0	0	0	0	0	0	0	0	0	0	0	2	8	2	0	.316
Mar 09	at Charlotte	c	2	0	0	0	0	0	0	0	0	0	0	0	0	0	1	3	0	0	.286
Mar 13	UNC GREENSBORO	*c	3	0	0	2	0	0	0	1	0	0	0	0	1	0	2	12	1	0	.250
Mar 16	ETSU	*c	2	0	0	0	0	0	0	1	0	0	1	0	0	0	0	10	0	0	.231
Apr 13	at Western Carolina	c	2	1	2	2	2	0	0	0	0	0	0	1	0	0	0	5	0	0	.286
Totals		8gs	28	5	8	5	5	0	0	7	0	0	2	1	1	0	10	74	5	1	.286

On base pct. .447 • Slugging pct. .464

#11 Will Heflin - 6 games (All games)

Date	Opponent	Pos	AB	R	H	RBI	2B	3B	HR	BB	SB	CS	HBP	SAC	SF	GDP	K	PO	A	E	Avg
Feb 27	INDIANA STATE-1	p	0	0	0	0	0	0	0	0	0	0	0	0	0	0	0	0	2	0	.000
Mar 05	GEORGIA STATE	*p	0	0	0	0	0	0	0	0	0	0	0	0	0	0	0	0	2	1	.000
Mar 13	UNC GREENSBORO	*p	0	0	0	0	0	0	0	0	0	0	0	0	0	0	0	0	1	0	.000
Mar 27	LSU	*p	0	0	0	0	0	0	0	0	0	0	0	0	0	0	0	0	2	0	.000
Apr 3	at Alabama	*p	0	0	0	0	0	0	0	0	0	0	0	0	0	0	0	0	1	0	.000
Apr 10	FLORIDA	*p	0	0	0	0	0	0	0	0	0	0	0	0	0	0	0	1	0	0	.000
Totals		5gs	0	0	0	0	0	0	0	0	0	0	0	0	0	0	0	1	8	1	.000

On base pct. .000 • Slugging pct. .000

#11 Will Heflin - 9 appearances (All games)

Date	Opponent	GS	IP	H	R	ER	BB	SO	2B	3B	HR	WP	BK	HBP	IBB	Score	W-L	Sv	ERA	NP
Feb 23	ARKANSAS-PINE BLU		3.1	1	0	0	1	8	0	0	0	0	0	0	0	21-1	1-0	0	0.00	51
Feb 27	INDIANA STATE-1		4.2	4	1	1	1	1	1	0	0	0	0	1	0	1-3	1-0	0	1.12	59
Mar 05	GEORGIA STATE	*	7.0	6	1	1	0	8	0	0	1	0	0	0	0	6-1	2-0	0	1.20	99
Mar 09	at Charlotte	*	1.0	2	1	1	0	1	0	0	0	1	0	0	0	0-9	2-1	0	1.69	21
Mar 13	UNC GREENSBORO	*	2.0	5	6	6	2	4	0	1	2	0	0	0	0	14-9	2-1	0	4.50	58
Mar 20	at Georgia	*	3.1	5	1	1	0	2	1	0	0	1	0	0	0	4-5	2-1	0	4.22	63
Mar 27	LSU	*	3.1	6	2	2	1	6	0	0	1	0	0	0	0	9-8	2-1	0	4.38	58
Apr 3	at Alabama	*	5.2	6	1	1	0	5	1	0	1	0	0	0	0	8-4	2-1	0	3.86	68
Apr 10	FLORIDA	*	3.2	5	3	3	2	1	1	0	1	0	0	0	0	5-4	2-1	0	4.24	71
Totals		7	34.0	40	16	16	7	36	4	1	6	2	0	1	0	68-44	2-1	0	4.24	-

#20 Connor Housley - 1 game (All games)

Date	Opponent	Pos	AB	R	H	RBI	2B	3B	HR	BB	SB	CS	HBP	SAC	SF	GDP	K	PO	A	E	Avg
Feb 24	ARKANSAS-PINE BLU	p	0	0	0	0	0	0	0	0	0	0	0	0	0	0	0	0	1	0	.000
Totals		0gs	0	0	0	0	0	0	0	0	0	0	0	0	0	0	0	0	1	0	.000

On base pct. .000 • Slugging pct. .000

2021 Tennessee Baseball
Individual Game-by-Game for Tennessee (as of Apr 14, 2021)

#20 Connor Housley - 10 appearances (All games)

Date	Opponent	GS	IP	H	R	ER	BB	SO	2B	3B	HR	WP	BK	HBP	IBB	Score	W-L	Sv	ERA	NP
Feb 23	ARKANSAS-PINE BLU		1.0	1	0	0	0	3	0	0	0	0	0	0	0	21-1	0-0	0	0.00	17
Feb 24	ARKANSAS-PINE BLU		1.0	0	0	0	0	0	0	0	0	0	0	0	0	14-6	0-0	0	0.00	7
Feb 27	INDIANA STATE-1		0.1	0	0	0	1	0	0	0	0	1	0	0	0	1-3	0-0	0	0.00	8
Mar 03	at Austin Peay		0.2	1	0	0	1	1	0	0	0	0	0	0	0	5-3	0-0	0	0.00	14
Mar 16	ETSU		3.0	1	1	1	1	7	0	0	1	0	0	0	0	9-6	0-0	0	1.50	60
Mar 23	EASTERN KENTUCKY		1.0	1	0	0	0	1	1	0	0	0	0	0	0	13-5	0-0	0	1.29	12
Mar 30	WESTERN CAROLINA		0.2	0	0	0	1	1	0	0	0	0	0	0	0	9-2	0-0	0	1.17	16
Apr 06	EASTERN KENTUCKY		1.0	0	0	0	0	1	0	0	0	0	0	0	0	10-1	0-0	0	1.04	11
Apr 11	FLORIDA		0.1	0	0	0	0	0	0	0	0	0	0	0	0	6-7	0-0	0	1.00	1
Apr 13	at Western Carolina		0.1	2	2	2	0	0	1	0	0	0	0	0	0	14-12	0-0	0	2.89	7
Totals		0	9.1	6	3	3	4	14	2	0	1	1	0	0	0	102-46	0-0	0	2.89	-

#32 Sean Hunley - 5 games (All games)

Date	Opponent	Pos	AB	R	H	RBI	2B	3B	HR	BB	SB	CS	HBP	SAC	SF	GDP	K	PO	A	E	Avg
Feb 19	at Georgia Southern	p	0	0	0	0	0	0	0	0	0	0	0	0	0	0	0	0	1	0	.000
Feb 26	INDIANA STATE	p	0	0	0	0	0	0	0	0	0	0	0	0	0	0	0	1	0	0	.000
Mar 06	GEORGIA STATE	p	0	0	0	0	0	0	0	0	0	0	0	0	0	0	0	0	1	0	.000
Mar 14	UNC GREENSBORO	p	0	0	0	0	0	0	0	0	0	0	0	0	0	0	0	0	1	0	.000
Mar 26	LSU	p	0	0	0	0	0	0	0	0	0	0	0	0	0	0	0	0	1	0	.000
Totals		0gs	0	0	0	0	0	0	0	0	0	0	0	0	0	0	0	1	4	0	.000

On base pct. .000 • Slugging pct. .000

#32 Sean Hunley - 17 appearances (All games)

Date	Opponent	GS	IP	H	R	ER	BB	SO	2B	3B	HR	WP	BK	HBP	IBB	Score	W-L	Sv	ERA	NP
Feb 19	at Georgia Southern		1.2	2	1	1	0	3	1	0	0	0	0	0	0	5-3	0-0	0	5.40	28
Feb 21	at Georgia Southern		1.1	2	0	0	0	4	0	0	0	0	0	1	0	7-3	1-0	0	3.00	22
Feb 26	INDIANA STATE		4.0	0	0	0	0	3	0	0	0	0	0	0	0	4-3	2-0	0	1.29	35
Feb 28	INDIANA STATE		5.2	2	2	2	1	6	0	0	1	0	0	0	0	6-5	2-0	0	2.13	67
Mar 06	GEORGIA STATE		1.0	2	1	1	0	1	1	0	0	0	0	1	0	5-1	2-0	0	2.63	24
Mar 09	at Charlotte		2.0	4	1	1	0	3	0	0	0	0	0	0	0	0-9	2-0	0	2.87	35
Mar 12	UNC GREENSBORO		2.0	1	1	1	1	3	0	0	1	0	0	0	0	6-2	2-0	0	3.06	39
Mar 14	UNC GREENSBORO		3.0	2	1	0	0	1	1	0	0	0	0	1	0	9-3	2-0	1	2.61	44
Mar 19	at Georgia		2.2	0	0	0	0	4	0	0	0	1	0	0	0	11-6	2-0	1	2.31	33
Mar 26	LSU		2.0	0	0	0	1	1	0	0	0	0	0	0	0	3-1	2-0	2	2.13	22
Mar 27	LSU		0.1	0	0	0	1	1	0	0	0	0	0	0	0	9-8	3-0	2	2.10	9
Mar 28	LSU		2.1	1	0	0	0	2	0	0	0	0	0	0	0	3-2	4-0	2	1.93	29
Apr 2	at Alabama		1.1	2	3	3	1	2	1	0	1	0	0	0	0	4-7	4-1	2	2.76	34
Apr 4	at Alabama		0.2	0	0	0	1	0	0	0	0	0	0	0	0	9-8	4-1	3	2.70	9
Apr 09	FLORIDA		2.0	0	0	0	0	1	0	0	0	0	0	0	0	6-4	4-1	4	2.53	18
Apr 11	FLORIDA		0.2	3	3	3	0	2	1	0	1	0	0	0	0	6-7	4-2	4	3.31	18
Apr 13	at Western Carolina		2.1	6	2	2	1	2	1	0	0	0	0	0	0	14-12	4-2	4	3.60	47
Totals		0	35.0	27	15	14	7	39	6	0	4	1	0	3	0	107-84	4-2	4	3.60	-

#13 Cortland Lawson - 6 games (All games)

Date	Opponent	Pos	AB	R	H	RBI	2B	3B	HR	BB	SB	CS	HBP	SAC	SF	GDP	K	PO	A	E	Avg
Feb 23	ARKANSAS-PINE BLU	ph/3b	2	1	1	1	1	0	0	0	0	0	0	0	0	0	0	1	0	1	.500
Feb 24	ARKANSAS-PINE BLU	ph	1	0	0	0	0	0	0	0	0	0	0	0	0	0	0	0	0	0	.333
Mar 09	at Charlotte	3b	0	0	0	0	0	0	0	0	0	0	0	0	0	0	0	0	0	0	.333
Mar 23	EASTERN KENTUCKY	ph/ss	2	1	1	2	0	0	1	0	0	0	1	0	0	0	0	1	2	1	.400
Mar 30	WESTERN CAROLINA	ph/2b	1	1	1	0	0	0	0	0	0	0	0	0	0	0	0	0	0	0	.500
Apr 06	EASTERN KENTUCKY	*2b/ss	4	1	1	0	0	0	0	0	0	0	0	0	0	0	2	0	7	0	.400
Totals		1gs	10	4	4	3	1	0	1	0	0	0	1	0	0	0	3	1	10	1	.400

On base pct. .455 • Slugging pct. .800

2021 Tennessee Baseball
Individual Game-by-Game for Tennessee (as of Apr 14, 2021)

#40 Luc Lipcius - 33 games (All games)

Date	Opponent	Pos	AB	R	H	RBI	2B	3B	HR	BB	SB	CS	HBP	SAC	SF	GDP	K	PO	A	E	Avg
Feb 19	at Georgia Southern	*1b	3	1	2	1	1	0	0	1	0	0	0	0	0	0	0	7	0	0	.667
Feb 20	at Georgia Southern	*1b	4	0	0	0	0	0	0	0	0	0	0	0	0	0	1	15	1	0	.286
Feb 21	at Georgia Southern	*1b	4	0	0	0	0	0	0	1	0	0	0	0	0	0	3	13	1	0	.182
Feb 23	ARKANSAS-PINE BLU	*1b	2	0	0	0	0	0	0	1	0	0	0	0	0	0	0	2	0	0	.154
Feb 24	ARKANSAS-PINE BLU	*1b	2	1	1	2	0	0	1	0	0	0	0	0	0	0	0	1	1	0	.200
Feb 26	INDIANA STATE	*1b	2	0	0	0	0	0	0	2	0	0	0	0	0	0	1	7	1	0	.176
Feb 27	INDIANA STATE-1	*1b	3	0	1	0	0	0	0	1	1	0	0	0	0	0	0	10	0	0	.200
Feb 27	INDIANA STATE-2	*1b	4	1	1	0	0	0	0	1	0	0	0	0	0	0	2	7	0	0	.208
Feb 28	INDIANA STATE	*1b	4	1	0	0	0	0	0	1	0	0	0	0	0	0	0	13	0	1	.179
Mar 03	at Austin Peay	1b	0	0	0	0	0	0	0	0	0	0	0	0	0	0	0	0	0	0	.179
Mar 05	GEORGIA STATE	*1b	4	1	1	0	1	0	0	0	0	0	0	0	0	0	1	8	0	0	.188
Mar 06	GEORGIA STATE	*1b	3	1	1	3	0	0	1	1	0	0	0	0	0	0	0	10	0	0	.200
Mar 07	GEORGIA STATE	*1b	3	1	1	0	0	0	0	1	0	0	0	0	0	0	0	8	0	0	.211
Mar 09	at Charlotte	*1b	3	0	1	0	0	0	0	0	0	0	0	0	0	0	1	6	0	0	.220
Mar 12	UNC GREENSBORO	*1b	3	0	1	0	1	0	0	0	0	0	1	0	0	0	0	7	0	0	.227
Mar 13	UNC GREENSBORO	*1b	5	2	3	3	0	0	1	0	1	0	0	0	0	0	0	7	1	0	.265
Mar 14	UNC GREENSBORO	*1b	2	2	0	0	0	0	0	2	0	0	0	0	0	0	0	6	0	0	.255
Mar 16	ETSU	*1b	1	1	0	0	0	0	0	2	0	0	0	0	0	0	1	4	1	0	.250
Mar 19	at Georgia	*1b	6	0	0	0	0	0	0	0	0	0	0	0	0	0	1	10	1	0	.224
Mar 20	at Georgia	*1b	3	0	0	1	0	0	0	1	0	0	0	0	0	0	3	11	0	0	.213
Mar 21	at Georgia	*1b	3	1	1	0	0	0	0	1	0	0	0	0	0	0	1	9	1	0	.219
Mar 26	LSU	*1b	4	0	1	0	1	0	0	0	0	0	0	0	0	1	1	8	0	0	.221
Mar 27	LSU	*1b	4	0	0	1	0	0	0	1	0	0	0	0	0	0	2	10	0	0	.208
Mar 28	LSU	*1b	4	0	1	1	0	0	0	0	0	0	0	0	0	0	0	5	1	0	.211
Mar 30	WESTERN CAROLINA	*1b	1	1	0	0	0	0	0	0	0	0	1	0	0	0	0	4	0	0	.208
Apr 2	at Alabama	*1b	4	1	1	1	0	0	1	0	1	0	0	0	0	0	0	7	1	0	.210
Apr 3	at Alabama	*1b	5	0	0	0	0	0	0	1	0	0	0	0	0	0	2	2	0	0	.198
Apr 4	at Alabama	*1b	3	0	3	3	0	0	0	2	0	0	0	0	0	0	0	6	0	0	.225
Apr 06	EASTERN KENTUCKY	*1b	0	0	0	1	0	0	0	0	0	0	1	0	1	0	0	6	0	0	.225
Apr 09	FLORIDA	*1b	4	1	1	0	0	0	0	0	0	0	0	0	0	0	0	6	0	0	.226
Apr 10	FLORIDA	*1b	4	1	1	1	1	0	0	0	0	0	0	0	0	0	2	10	1	0	.227
Apr 11	FLORIDA	*1b	3	1	1	0	1	0	0	2	0	0	0	0	0	0	1	7	0	0	.230
Apr 13	at Western Carolina	*1b	5	1	1	0	0	0	0	0	0	0	0	0	0	0	2	6	0	0	.229
Totals		32gs	105	19	24	18	6	0	4	22	3	0	3	0	1	1	25	238	11	1	.229

On base pct. .374 • Slugging pct. .400

#21 Trey Lipscomb - 8 games (All games)

Date	Opponent	Pos	AB	R	H	RBI	2B	3B	HR	BB	SB	CS	HBP	SAC	SF	GDP	K	PO	A	E	Avg
Feb 21	at Georgia Southern	*dh	1	0	0	1	0	0	0	1	0	0	0	0	0	0	1	0	0	0	.000
Feb 23	ARKANSAS-PINE BLU	of	2	2	0	0	0	0	0	0	0	0	0	0	0	0	1	0	0	0	.000
Feb 24	ARKANSAS-PINE BLU	*3b	5	2	3	1	0	0	0	0	0	0	0	0	0	0	0	1	1	0	.375
Feb 26	INDIANA STATE	*dh	3	0	0	0	0	0	0	0	0	0	0	0	0	0	1	0	0	0	.273
Mar 07	GEORGIA STATE	*of	3	0	0	0	0	0	0	0	0	0	0	0	0	0	1	0	0	0	.214
Mar 23	EASTERN KENTUCKY	*3b	5	1	3	4	1	0	1	0	0	0	0	0	0	0	1	1	3	0	.316
Mar 30	WESTERN CAROLINA	ph/1b	1	0	0	0	0	0	0	2	0	0	0	0	0	0	0	4	0	0	.300
Apr 06	EASTERN KENTUCKY	*3b	4	2	2	2	2	0	0	1	1	0	0	0	0	0	0	4	0	0	.333
Totals		6gs	24	7	8	8	3	0	1	4	1	0	0	0	0	0	5	6	8	0	.333

On base pct. .429 • Slugging pct. .583

#41 Will Mabrey - 3 appearances (All games)

Date	Opponent	GS	IP	H	R	ER	BB	SO	2B	3B	HR	WP	BK	HBP	IBB	Score	W-L	Sv	ERA	NP
Feb 23	ARKANSAS-PINE BLU		0.2	0	0	0	0	1	0	0	0	0	0	0	0	21-1	0-0	0	0.00	4
Apr 06	EASTERN KENTUCKY		1.0	1	0	0	1	3	0	0	0	0	0	0	0	10-1	0-0	0	0.00	23
Apr 13	at Western Carolina		1.0	1	0	0	1	0	0	0	0	0	0	0	0	14-12	0-0	0	0.00	18
Totals		0	2.2	2	0	0	2	4	0	0	0	0	0	0	0	45-14	0-0	0	0.00	-

2021 Tennessee Baseball
Individual Game-by-Game for Tennessee (as of Apr 14, 2021)

#33 Mark McLaughlin - 2 games (All games)

Date	Opponent	Pos	AB	R	H	RBI	2B	3B	HR	BB	SB	CS	HBP	SAC	SF	GDP	K	PO	A	E	Avg
Feb 24	ARKANSAS-PINE BLU	*p	0	0	0	0	0	0	0	0	0	0	0	0	0	0	0	1	0	0	.000
Apr 3	at Alabama	p	0	0	0	0	0	0	0	0	0	0	0	0	0	0	0	1	0	0	.000
Totals		1gs	0	0	0	0	0	0	0	0	0	0	0	0	0	0	0	2	0	0	.000

On base pct. .000 • Slugging pct. .000

#33 Mark McLaughlin - 8 appearances (All games)

Date	Opponent	GS	IP	H	R	ER	BB	SO	2B	3B	HR	WP	BK	HBP	IBB	Score	W-L	Sv	ERA	NP
Feb 24	ARKANSAS-PINE BLU	*	3.0	1	0	0	0	6	0	0	0	0	0	0	0	14-6	0-0	0	0.00	45
Mar 07	GEORGIA STATE	*	3.2	2	0	0	3	3	0	0	0	0	0	0	0	7-0	0-0	0	0.00	60
Mar 13	UNC GREENSBORO		5.0	3	2	2	2	6	1	0	0	0	0	0	0	14-9	1-0	0	1.54	80
Mar 20	at Georgia		2.1	2	2	2	1	3	1	0	0	0	0	0	0	4-5	1-0	0	2.57	32
Mar 30	WESTERN CAROLINA	*	2.1	0	1	1	2	3	0	0	0	0	0	0	0	9-2	1-0	0	2.76	34
Apr 3	at Alabama		1.1	0	2	1	1	0	0	0	0	1	0	1	0	8-4	1-0	0	3.06	34
Apr 10	FLORIDA		2.1	0	0	0	3	3	0	0	0	0	0	0	0	5-4	2-0	0	2.70	39
Apr 13	at Western Carolina		1.1	0	0	0	0	0	0	0	0	0	0	0	0	14-12	2-0	0	2.53	14
Totals		3	21.1	8	7	6	12	24	2	0	0	1	0	1	0	75-42	2-0	0	2.53	-

#9 Jorel Ortega - 10 games (All games)

Date	Opponent	Pos	AB	R	H	RBI	2B	3B	HR	BB	SB	CS	HBP	SAC	SF	GDP	K	PO	A	E	Avg
Feb 19	at Georgia Southern	ph	1	0	0	0	0	0	0	0	0	0	0	0	0	0	0	0	0	0	.000
Feb 20	at Georgia Southern	*dh	3	1	0	0	0	0	0	1	0	0	0	0	0	0	2	0	0	0	.000
Feb 21	at Georgia Southern	ph	2	1	1	0	1	0	0	0	0	0	0	0	0	0	1	0	0	0	.167
Feb 23	ARKANSAS-PINE BLU	*2b	4	2	0	1	0	0	0	0	0	0	1	0	1	0	1	0	1	0	.100
Feb 24	ARKANSAS-PINE BLU	ph/2b	2	0	0	0	0	0	0	2	0	0	0	0	0	0	1	3	0	1	.083
Feb 26	INDIANA STATE	dh	1	0	0	0	0	0	0	0	0	0	0	0	0	0	1	0	0	0	.077
Feb 27	INDIANA STATE-2	ph/dh	2	0	0	0	0	0	0	0	0	0	0	0	0	0	2	0	0	0	.067
Mar 23	EASTERN KENTUCKY	*dh	2	2	0	0	0	0	0	3	0	0	0	0	0	0	1	0	0	0	.059
Mar 30	WESTERN CAROLINA	ph/dh	3	0	0	0	0	0	0	0	0	0	0	0	0	0	1	0	0	0	.050
Apr 06	EASTERN KENTUCKY	ph/2b	1	1	1	1	0	0	0	0	0	0	1	0	0	0	0	2	0	0	.095
Totals		3gs	21	7	2	2	1	0	0	6	0	0	2	0	1	0	10	3	3	1	.095

On base pct. .333 • Slugging pct. .143

2021 Tennessee Baseball
Individual Game-by-Game for Tennessee (as of Apr 14, 2021)

#17 Connor Pavolony - 26 games (All games)

Date	Opponent	Pos	AB	R	H	RBI	2B	3B	HR	BB	SB	CS	HBP	SAC	SF	GDP	K	PO	A	E	Avg
Feb 19	at Georgia Southern	*c	3	0	0	0	0	0	0	1	0	0	0	0	0	0	2	12	0	0	.000
Feb 20	at Georgia Southern	*c	2	1	0	0	0	0	0	1	0	0	1	0	0	0	2	5	0	0	.000
Feb 23	ARKANSAS-PINE BLU	*c	3	2	2	0	0	0	0	0	1	0	0	0	0	0	0	8	2	0	.250
Feb 24	ARKANSAS-PINE BLU	dh	2	1	0	0	0	0	0	1	1	0	0	0	0	0	1	0	0	0	.200
Feb 26	INDIANA STATE	*c	2	0	1	0	0	0	0	0	1	0	2	0	0	0	0	11	3	1	.250
Feb 27	INDIANA STATE-1	*c	3	0	1	0	0	0	0	1	0	0	0	0	0	0	1	7	0	0	.267
Feb 27	INDIANA STATE-2	*dh	2	0	0	0	0	0	0	0	0	0	0	0	0	0	2	0	0	0	.235
Feb 28	INDIANA STATE	*c	4	0	1	1	1	0	0	0	0	0	0	0	1	0	1	10	3	1	.238
Mar 05	GEORGIA STATE	*c	3	0	0	0	0	0	0	1	0	0	0	0	0	0	2	10	2	0	.208
Mar 06	GEORGIA STATE	*c	3	1	0	0	0	0	0	0	0	0	1	0	0	0	0	12	0	0	.185
Mar 09	at Charlotte	*c	2	0	0	0	0	0	0	0	0	0	0	0	0	1	0	5	0	0	.172
Mar 12	UNC GREENSBORO	*c	3	0	1	1	0	0	0	0	0	0	0	0	0	0	0	14	2	0	.188
Mar 14	UNC GREENSBORO	*c	4	2	2	1	1	0	0	0	0	0	0	0	0	0	1	7	2	1	.222
Mar 16	ETSU	c	1	0	0	0	0	0	0	0	0	0	0	0	0	0	0	3	0	0	.216
Mar 19	at Georgia	*c	2	3	1	0	0	0	0	3	0	0	0	0	0	0	0	12	1	0	.231
Mar 20	at Georgia	*c	4	0	0	0	0	0	0	0	0	0	0	0	0	0	3	6	1	0	.209
Mar 21	at Georgia	*c	3	1	1	0	0	0	0	0	0	0	1	0	0	0	1	7	1	0	.217
Mar 26	LSU	*c	2	0	0	0	0	0	0	2	0	0	0	0	0	0	2	12	0	0	.208
Mar 27	LSU	*c	5	1	2	0	1	0	0	0	0	0	0	0	0	1	0	17	0	0	.226
Mar 28	LSU	*c	3	0	0	0	0	0	0	0	0	0	0	0	0	0	0	9	0	0	.214
Apr 2	at Alabama	*c	3	0	0	0	0	0	0	0	0	0	0	0	0	0	2	9	1	0	.203
Apr 3	at Alabama	*c	3	1	2	2	0	0	0	3	0	0	0	0	0	0	0	8	1	0	.226
Apr 4	at Alabama	*c	3	0	0	0	0	0	0	0	0	0	0	2	0	2	1	10	0	0	.215
Apr 09	FLORIDA	*c	4	0	0	0	0	0	0	0	0	0	0	0	0	0	2	12	0	0	.203
Apr 10	FLORIDA	*c	4	0	1	1	0	0	0	0	0	0	0	0	0	0	1	8	3	0	.205
Apr 11	FLORIDA	*c	4	1	1	2	0	0	1	0	0	0	0	0	0	0	2	10	0	0	.208
Totals		24gs	77	14	16	8	3	0	1	13	3	0	5	2	1	4	26	224	22	3	.208

On base pct. .354 • Slugging pct. .286

#30 Ethan Payne - 8 games (All games)

Date	Opponent	Pos	AB	R	H	RBI	2B	3B	HR	BB	SB	CS	HBP	SAC	SF	GDP	K	PO	A	E	Avg
Feb 23	ARKANSAS-PINE BLU	1b	3	1	1	0	0	0	0	0	0	0	0	0	0	0	2	3	1	0	.333
Feb 24	ARKANSAS-PINE BLU	1b	2	0	0	0	0	0	0	0	0	0	0	0	0	0	0	4	1	0	.200
Mar 09	at Charlotte	ph	1	0	0	0	0	0	0	0	0	0	0	0	0	0	0	0	0	0	.167
Mar 23	EASTERN KENTUCKY	of	1	0	0	0	0	0	0	0	0	0	0	0	0	0	0	0	0	0	.143
Mar 30	WESTERN CAROLINA	ph/of	1	0	1	0	0	0	0	0	0	0	0	0	0	0	0	0	0	0	.250
Apr 3	at Alabama	pr/dh	0	1	0	0	0	0	0	0	0	0	0	0	0	0	0	0	0	0	.250
Apr 4	at Alabama	pr	0	1	0	0	0	0	0	0	0	0	0	0	0	0	0	0	0	0	.250
Apr 06	EASTERN KENTUCKY	pr/dh	1	0	0	0	0	0	0	1	0	0	0	0	0	0	1	0	0	0	.222
Totals		0gs	9	3	2	0	0	0	0	1	0	0	0	0	0	0	3	7	2	0	.222

On base pct. .300 • Slugging pct. .222

#28 Elijah Pleasants - 6 games (All games)

Date	Opponent	Pos	AB	R	H	RBI	2B	3B	HR	BB	SB	CS	HBP	SAC	SF	GDP	K	PO	A	E	Avg
Feb 21	at Georgia Southern	*p	0	0	0	0	0	0	0	0	0	0	0	0	0	0	0	0	2	0	.000
Feb 27	INDIANA STATE-2	*p	0	0	0	0	0	0	0	0	0	0	0	0	0	0	0	0	2	0	.000
Mar 03	at Austin Peay	p	0	0	0	0	0	0	0	0	0	0	0	0	0	0	0	0	1	0	.000
Mar 07	GEORGIA STATE	p	0	0	0	0	0	0	0	0	0	0	0	0	0	0	0	0	2	0	.000
Mar 13	UNC GREENSBORO	p	0	0	0	0	0	0	0	0	0	0	0	0	0	0	0	0	1	0	.000
Mar 23	EASTERN KENTUCKY	p	0	0	0	0	0	0	0	0	0	0	0	0	0	0	0	0	0	1	.000
Totals		2gs	0	0	0	0	0	0	0	0	0	0	0	0	0	0	0	0	8	1	.000

On base pct. .000 • Slugging pct. .000

2021 Tennessee Baseball
Individual Game-by-Game for Tennessee (as of Apr 14, 2021)

#28 Elijah Pleasants - 7 appearances (All games)

Date	Opponent	GS	IP	H	R	ER	BB	SO	2B	3B	HR	WP	BK	HBP	IBB	Score	W-L	Sv	ERA	NP
Feb 21	at Georgia Southern	*	5.0	6	3	2	0	1	1	0	1	0	0	0	0	7-3	0-0	0	3.60	63
Feb 27	INDIANA STATE-2	*	2.0	4	5	5	2	1	0	0	1	1	0	0	0	5-7	0-1	0	9.00	36
Mar 03	at Austin Peay		6.0	3	0	0	0	6	0	0	0	0	0	1	0	5-3	1-1	0	4.85	84
Mar 07	GEORGIA STATE		2.1	1	0	0	0	3	0	0	0	0	1	1	0	7-0	2-1	0	4.11	32
Mar 13	UNC GREENSBORO		1.0	2	1	1	0	0	0	0	0	1	0	0	0	14-9	2-1	0	4.41	18
Mar 23	EASTERN KENTUCKY		0.1	1	1	0	1	0	0	0	0	0	0	0	0	13-5	2-1	0	4.32	15
Apr 06	EASTERN KENTUCKY		1.0	1	0	0	0	1	1	0	0	0	0	0	0	10-1	2-1	0	4.08	16
Totals		2	17.2	18	10	8	3	12	2	0	2	2	1	2	0	61-28	2-1	0	4.08	-

#26 Jason Rackers - 3 appearances (All games)

Date	Opponent	GS	IP	H	R	ER	BB	SO	2B	3B	HR	WP	BK	HBP	IBB	Score	W-L	Sv	ERA	NP
Feb 23	ARKANSAS-PINE BLU	*	2.0	2	1	1	0	2	0	0	1	0	0	0	0	21-1	0-0	0	4.50	27
Apr 06	EASTERN KENTUCKY		1.0	1	0	0	0	0	0	0	0	0	0	0	0	10-1	1-0	0	3.00	17
Apr 13	at Western Carolina		0.2	1	1	1	1	1	1	0	0	2	0	0	0	14-12	1-0	0	4.91	16
Totals		1	3.2	4	2	2	1	3	1	0	1	2	0	0	0	45-14	1-0	0	4.91	-

#7 Jake Rucker - 33 games (All games)

Date	Opponent	Pos	AB	R	H	RBI	2B	3B	HR	BB	SB	CS	HBP	SAC	SF	GDP	K	PO	A	E	Avg
Feb 19	at Georgia Southern	*3b	4	1	1	0	1	0	0	0	0	0	0	0	0	0	1	0	2	0	.250
Feb 20	at Georgia Southern	*3b	3	0	1	2	0	0	0	0	0	0	0	1	0	0	2	0	2	1	.286
Feb 21	at Georgia Southern	*3b	6	0	1	0	0	0	0	0	0	0	1	0	0	0	0	1	2	0	.231
Feb 23	ARKANSAS-PINE BLU	*3b	2	1	0	0	0	0	0	1	0	0	1	0	0	0	1	1	1	0	.200
Feb 24	ARKANSAS-PINE BLU	*dh	2	1	1	2	0	1	0	0	0	0	0	0	0	0	0	0	0	0	.235
Feb 26	INDIANA STATE	*3b	4	1	2	1	0	0	0	0	0	0	0	0	0	0	1	0	0	0	.286
Feb 27	INDIANA STATE-1	*3b	4	1	1	0	0	0	0	0	0	0	0	0	0	0	2	1	4	1	.280
Feb 27	INDIANA STATE-2	*3b	5	0	1	2	0	0	0	0	0	0	0	0	0	0	1	0	0	0	.267
Feb 28	INDIANA STATE	*3b	3	2	1	0	0	0	0	2	0	0	1	0	0	0	0	4	0	0	.273
Mar 03	at Austin Peay	*3b	5	1	2	2	0	0	0	0	0	0	0	0	0	0	1	0	0	1	.289
Mar 05	GEORGIA STATE	*3b	4	0	2	1	0	0	0	0	0	1	0	0	0	1	0	1	2	0	.310
Mar 06	GEORGIA STATE	*3b	4	0	2	1	1	0	0	0	1	0	0	0	0	0	1	0	2	0	.326
Mar 07	GEORGIA STATE	*3b	4	1	2	4	0	0	1	1	0	0	0	0	0	0	1	1	1	0	.340
Mar 09	at Charlotte	*3b	4	0	0	0	0	0	0	0	0	0	0	0	0	0	3	1	4	1	.315
Mar 12	UNC GREENSBORO	*3b	4	2	1	0	0	0	0	0	0	0	0	0	0	0	0	0	1	0	.310
Mar 13	UNC GREENSBORO	*3b	4	2	3	0	0	0	0	1	1	0	0	0	0	0	1	0	2	0	.339
Mar 14	UNC GREENSBORO	*3b	3	1	1	0	0	0	0	1	0	0	1	0	0	0	1	1	0	0	.338
Mar 16	ETSU	*3b	4	2	1	0	0	0	0	2	0	0	0	0	0	0	3	0	2	0	.333
Mar 19	at Georgia	*3b	6	1	2	5	0	0	1	0	0	0	0	0	0	0	3	0	0	0	.333
Mar 20	at Georgia	*3b	3	1	1	2	0	0	1	1	0	0	0	0	0	0	1	0	2	0	.333
Mar 21	at Georgia	*3b	2	0	1	0	0	0	0	2	0	0	1	0	0	0	0	0	1	0	.338
Mar 26	LSU	*3b	2	1	1	1	0	1	0	2	0	0	0	0	0	0	1	0	0	0	.341
Mar 27	LSU	*3b	5	0	1	0	0	0	0	1	0	0	0	0	0	0	2	0	2	0	.333
Mar 28	LSU	*3b	3	0	1	0	0	0	0	1	0	0	0	0	0	0	2	0	0	0	.333
Mar 30	WESTERN CAROLINA	*3b	4	1	1	4	0	0	1	1	1	0	0	0	0	0	0	1	2	0	.330
Apr 2	at Alabama	*3b	4	1	1	1	1	0	0	0	0	0	0	0	0	0	2	0	3	0	.327
Apr 3	at Alabama	*3b	6	0	2	0	1	0	0	0	0	0	0	0	0	0	3	0	1	0	.327
Apr 4	at Alabama	*3b	5	2	3	0	1	0	0	0	1	1	0	0	0	0	1	1	1	0	.339
Apr 06	EASTERN KENTUCKY	*dh	3	1	2	1	0	0	0	0	0	0	0	0	0	0	0	0	0	0	.348
Apr 09	FLORIDA	*3b	3	1	1	1	1	0	0	0	0	0	0	0	1	0	1	0	3	0	.348
Apr 10	FLORIDA	*3b	2	0	0	1	0	0	0	2	0	0	0	0	0	0	2	0	2	0	.342
Apr 11	FLORIDA	*3b	5	0	0	1	0	0	0	0	0	0	0	0	0	0	0	2	1	0	.328
Apr 13	at Western Carolina	*3b	6	1	3	1	1	0	0	0	0	0	0	0	0	0	0	1	1	0	.336
Totals		33gs	128	26	43	33	7	2	4	18	5	2	4	1	2	0	38	13	48	4	.336

On base pct. .428 • Slugging pct. .516

2021 Tennessee Baseball
Individual Game-by-Game for Tennessee (as of Apr 14, 2021)

#6 Evan Russell - 29 games (All games)

Date	Opponent	Pos	AB	R	H	RBI	2B	3B	HR	BB	SB	CS	HBP	SAC	SF	GDP	K	PO	A	E	Avg
Feb 19	at Georgia Southern	of	0	0	0	0	0	0	0	0	0	0	0	0	0	0	0	0	0	0	.000
Feb 21	at Georgia Southern	ph/of	1	1	0	0	0	0	0	1	0	0	0	0	0	0	1	0	0	0	.000
Feb 24	ARKANSAS-PINE BLU	*of/of	3	3	2	3	0	0	1	2	0	0	0	0	0	0	1	1	0	0	.500
Feb 26	INDIANA STATE	*of	4	0	0	0	0	0	0	0	0	0	0	0	0	1	1	2	0	0	.250
Feb 27	INDIANA STATE-1	*of	2	0	0	0	0	0	0	0	0	0	0	0	0	0	1	0	0	0	.200
Feb 27	INDIANA STATE-2	*of	5	1	1	0	0	0	0	0	0	0	0	0	0	0	3	3	0	0	.200
Feb 28	INDIANA STATE	*of	4	0	0	0	0	0	0	1	0	0	0	0	0	0	1	2	0	0	.158
Mar 06	GEORGIA STATE	of	0	0	0	0	0	0	0	0	0	0	0	0	0	0	0	0	0	0	.158
Mar 07	GEORGIA STATE	of	1	0	0	0	0	0	0	0	0	0	0	0	0	0	1	2	1	0	.150
Mar 09	at Charlotte	*of/of	2	0	0	0	0	0	0	1	0	0	0	0	0	0	0	1	0	0	.136
Mar 12	UNC GREENSBORO	*of	4	0	1	1	0	0	0	0	0	0	0	0	0	0	1	1	0	0	.154
Mar 13	UNC GREENSBORO	*of	4	2	2	0	0	0	0	0	0	0	0	0	0	0	1	3	0	0	.200
Mar 14	UNC GREENSBORO	*of	3	0	0	0	0	0	0	1	0	0	0	0	0	0	1	1	0	0	.182
Mar 16	ETSU	*of	3	0	0	0	0	0	0	1	0	0	0	1	0	0	0	4	0	0	.167
Mar 19	at Georgia	*of	4	1	2	0	0	1	0	1	0	0	0	0	0	0	2	0	0	0	.200
Mar 20	at Georgia	*of	4	0	0	0	0	0	0	0	0	0	0	0	0	0	3	4	0	0	.182
Mar 21	at Georgia	*of	4	0	0	0	0	0	0	0	0	0	0	0	0	0	2	3	0	0	.167
Mar 26	LSU	*of	4	0	0	0	0	0	0	0	0	0	0	0	0	0	1	3	0	0	.154
Mar 27	LSU	*of	5	3	3	5	0	0	3	0	0	0	0	0	0	0	2	2	0	0	.193
Mar 28	LSU	*of	3	0	0	0	0	0	0	0	0	0	0	0	0	0	0	1	0	0	.183
Mar 30	WESTERN CAROLINA	*of	4	1	1	1	0	0	1	0	0	0	0	0	0	0	0	2	0	0	.188
Apr 2	at Alabama	*of	3	0	1	0	0	0	0	0	0	0	0	0	0	0	2	0	0	0	.194
Apr 3	at Alabama	of	1	1	0	1	0	0	0	1	1	0	0	0	0	0	0	5	0	0	.191
Apr 4	at Alabama	*of	4	0	0	0	0	0	0	0	1	0	0	0	0	1	3	1	1	0	.181
Apr 06	EASTERN KENTUCKY	of	0	1	0	0	0	0	0	1	0	0	0	0	0	0	0	0	0	0	.181
Apr 09	FLORIDA	*of	4	1	3	3	1	0	1	0	0	0	0	0	0	0	0	0	0	0	.211
Apr 10	FLORIDA	*of	3	0	0	0	0	0	0	0	0	0	0	0	0	0	0	2	0	0	.203
Apr 11	FLORIDA	*of	3	0	1	0	1	0	0	1	0	0	0	0	0	0	0	2	1	0	.207
Apr 13	at Western Carolina	*of	3	2	0	0	0	0	0	2	1	1	0	0	0	0	0	1	0	0	.200
Totals		23gs	85	17	17	14	2	1	6	14	2	1	0	1	0	2	27	46	3	0	.200

On base pct. .313 • Slugging pct. .459

#8 Christian Scott - 18 games (All games)

Date	Opponent	Pos	AB	R	H	RBI	2B	3B	HR	BB	SB	CS	HBP	SAC	SF	GDP	K	PO	A	E	Avg
Feb 19	at Georgia Southern	*of	3	0	0	0	0	0	0	0	0	0	0	0	0	0	2	4	0	0	.000
Feb 20	at Georgia Southern	*of	4	1	1	0	0	0	0	0	0	0	0	0	0	0	2	0	0	0	.143
Feb 21	at Georgia Southern	of	1	0	0	0	0	0	0	0	0	0	0	0	0	0	0	0	0	0	.125
Feb 23	ARKANSAS-PINE BLU	of	3	2	2	3	2	0	0	0	0	0	0	0	0	0	0	1	0	0	.273
Feb 24	ARKANSAS-PINE BLU	*of	1	1	0	2	0	0	0	2	0	0	0	0	1	1	0	1	0	0	.250
Feb 27	INDIANA STATE-1	ph/of	2	0	0	0	0	0	0	0	0	0	0	0	0	0	1	0	0	0	.214
Mar 03	at Austin Peay	*of	3	0	0	0	0	0	0	1	0	0	0	0	0	0	0	4	0	0	.176
Mar 05	GEORGIA STATE	*of	2	1	1	0	0	0	0	1	0	0	0	0	0	0	0	1	0	0	.211
Mar 06	GEORGIA STATE	*of	3	1	0	0	0	0	0	0	0	0	0	0	0	1	0	1	1	0	.182
Mar 07	GEORGIA STATE	of	0	0	0	0	0	0	0	0	0	0	0	0	0	0	0	0	0	0	.182
Mar 13	UNC GREENSBORO	ph/of	1	0	0	0	0	0	0	0	0	0	0	0	0	0	0	0	0	0	.174
Mar 16	ETSU	pr	0	1	0	0	0	0	0	0	0	0	0	0	0	0	0	0	0	0	.174
Mar 23	EASTERN KENTUCKY	of	2	0	1	0	0	0	0	0	0	0	0	0	0	0	0	2	0	0	.200
Mar 27	LSU	pr/dh	1	1	0	0	0	0	0	0	0	0	0	0	0	0	0	0	0	0	.192
Mar 30	WESTERN CAROLINA	of/of	1	0	1	0	0	0	0	0	0	0	0	0	0	0	0	1	0	0	.222
Apr 2	at Alabama	ph	0	0	0	0	0	0	0	0	0	0	0	0	0	0	0	0	0	0	.222
Apr 06	EASTERN KENTUCKY	pr/of	2	1	1	0	0	0	0	1	1	0	0	0	0	0	1	1	0	0	.241
Apr 11	FLORIDA	pr	0	0	0	0	0	0	0	0	0	0	0	0	0	0	0	0	0	0	.241
Totals		6gs	29	9	7	5	2	0	0	5	1	0	0	0	1	2	6	16	1	0	.241

On base pct. .343 • Slugging pct. .310

#48 Zander Sechrist - 1 game (All games)

Date	Opponent	Pos	AB	R	H	RBI	2B	3B	HR	BB	SB	CS	HBP	SAC	SF	GDP	K	PO	A	E	Avg
Mar 16	ETSU	p	0	0	0	0	0	0	0	0	0	0	0	0	0	0	0	0	1	0	.000
Totals		0gs	0	0	0	0	0	0	0	0	0	0	0	0	0	0	0	0	1	0	.000

On base pct. .000 • Slugging pct. .000

2021 Tennessee Baseball
Individual Game-by-Game for Tennessee (as of Apr 14, 2021)

#48 Zander Sechrist - 6 appearances (All games)

Date	Opponent	GS	IP	H	R	ER	BB	SO	2B	3B	HR	WP	BK	HBP	IBB	Score	W-L	Sv	ERA	NP
Feb 23	ARKANSAS-PINE BLU		1.0	0	0	0	0	1	0	0	0	0	0	0	0	21-1	0-0	0	0.00	12
Mar 07	GEORGIA STATE		1.2	2	0	0	1	3	0	0	0	0	0	0	0	7-0	0-0	0	0.00	29
Mar 16	ETSU		1.0	2	2	1	0	0	0	0	0	0	0	0	0	9-6	0-0	0	2.45	13
Mar 23	EASTERN KENTUCKY		2.2	1	0	0	0	4	0	0	0	0	0	0	0	13-5	1-0	0	1.42	32
Mar 30	WESTERN CAROLINA		0.2	1	1	1	0	0	0	0	1	0	0	0	0	9-2	1-0	0	2.57	8
Apr 06	EASTERN KENTUCKY		1.0	2	1	1	0	1	0	0	0	0	0	0	0	10-1	1-0	0	3.38	20
Totals		0	8.0	8	4	3	1	9	0	0	1	0	0	0	0	69-15	1-0	0	3.38	-

#16 Camden Sewell - 4 games (All games)

Date	Opponent	Pos	AB	R	H	RBI	2B	3B	HR	BB	SB	CS	HBP	SAC	SF	GDP	K	PO	A	E	Avg
Feb 20	at Georgia Southern	p	0	0	0	0	0	0	0	0	0	0	0	0	0	0	0	1	1	0	.000
Mar 03	at Austin Peay	*p	0	0	0	0	0	0	0	0	0	0	0	0	0	0	0	0	1	0	.000
Mar 27	LSU	p	0	0	0	0	0	0	0	0	0	0	0	0	0	0	0	1	0	0	.000
Apr 13	at Western Carolina	p	0	0	0	0	0	0	0	0	0	0	0	0	0	0	0	0	1	0	.000
Totals		1gs	0	0	0	0	0	0	0	0	0	0	0	0	0	0	0	2	3	0	.000

On base pct. .000 • Slugging pct. .000

#16 Camden Sewell - 10 appearances (All games)

Date	Opponent	GS	IP	H	R	ER	BB	SO	2B	3B	HR	WP	BK	HBP	IBB	Score	W-L	Sv	ERA	NP
Feb 20	at Georgia Southern		3.0	2	1	1	1	1	0	0	0	1	0	0	0	5-3	0-0	0	3.00	42
Feb 27	INDIANA STATE-2		2.1	3	2	2	2	2	0	0	1	1	0	2	0	5-7	0-0	0	5.06	54
Mar 03	at Austin Peay	*	2.0	1	0	0	1	0	1	0	0	0	0	0	0	5-3	0-0	0	3.68	32
Mar 07	GEORGIA STATE		0.1	0	0	0	0	0	0	0	0	0	0	0	0	7-0	0-0	0	3.52	4
Mar 16	ETSU	*	3.1	4	3	3	2	3	0	0	0	0	0	0	0	9-6	0-0	0	4.91	58
Mar 21	at Georgia		1.1	1	0	0	0	1	0	0	0	0	0	0	0	4-1	0-0	1	4.38	21
Mar 27	LSU		3.0	4	3	3	0	3	3	0	0	1	0	0	0	9-8	0-0	1	5.28	40
Apr 3	at Alabama		3.2	1	0	0	1	3	0	0	0	0	0	0	0	8-4	1-0	1	4.26	49
Apr 11	FLORIDA		2.0	0	1	1	1	1	0	0	0	1	0	1	0	6-7	1-0	1	4.29	28
Apr 13	at Western Carolina		1.1	3	1	1	0	1	1	0	0	0	0	0	0	14-12	1-0	1	4.43	26
Totals		2	22.1	19	11	11	8	15	5	0	1	4	0	3	0	72-51	1-0	1	4.43	-

2021 Tennessee Baseball
Individual Game-by-Game for Tennessee (as of Apr 14, 2021)

#4 Liam Spence - 31 games (All games)

Date	Opponent	Pos	AB	R	H	RBI	2B	3B	HR	BB	SB	CS	HBP	SAC	SF	GDP	K	PO	A	E	Avg
Feb 19	at Georgia Southern	*ss	5	1	1	0	0	0	0	0	0	0	0	0	0	0	3	0	0	1	.200
Feb 20	at Georgia Southern	*ss	5	0	2	0	0	0	0	0	0	0	0	0	0	0	2	1	5	0	.300
Feb 21	at Georgia Southern	*2b/ss	5	2	1	4	0	0	1	0	0	0	1	0	0	0	1	1	5	0	.267
Feb 23	ARKANSAS-PINE BLU	*ss	2	2	1	0	0	0	0	2	1	0	0	0	0	0	0	0	1	0	.294
Feb 24	ARKANSAS-PINE BLU	*2b	2	1	2	1	1	0	0	0	0	0	0	0	0	0	0	0	0	0	.368
Feb 26	INDIANA STATE	*ss	5	1	2	0	0	0	0	0	0	0	0	0	0	0	0	2	3	0	.375
Feb 27	INDIANA STATE-1	*ss	3	0	0	0	0	0	0	1	0	0	0	0	0	0	1	4	3	0	.333
Feb 27	INDIANA STATE-2	*ss	4	1	2	2	1	0	0	0	0	0	1	0	0	0	1	0	1	0	.355
Feb 28	INDIANA STATE	*ss	5	1	1	0	0	0	0	0	0	0	0	1	0	0	1	0	3	0	.333
Mar 03	at Austin Peay	*ss	3	1	1	1	0	0	0	2	0	0	0	0	0	0	2	1	3	1	.333
Mar 05	GEORGIA STATE	*ss	5	1	2	2	0	0	0	0	1	0	0	0	0	0	1	0	2	0	.341
Mar 06	GEORGIA STATE	*ss	4	1	2	1	0	1	0	1	0	0	0	0	0	0	1	0	4	0	.354
Mar 07	GEORGIA STATE	*ss	2	3	2	0	2	0	0	0	0	0	2	0	0	0	0	0	1	0	.380
Mar 09	at Charlotte	*ss	4	0	2	0	0	0	0	0	0	0	0	0	0	0	0	0	0	1	.389
Mar 12	UNC GREENSBORO	*ss	3	0	0	0	0	0	0	1	0	0	0	0	0	1	1	1	1	0	.368
Mar 13	UNC GREENSBORO	*ss/2b	5	3	3	1	0	1	0	1	1	0	0	0	0	0	0	0	3	0	.387
Mar 14	UNC GREENSBORO	*ss	2	1	0	1	0	0	0	1	1	0	1	0	1	0	0	1	1	0	.375
Mar 16	ETSU	*ss	5	0	1	1	0	0	0	0	0	0	1	0	0	0	0	2	0	0	.362
Mar 19	at Georgia	*ss	4	3	3	4	1	0	1	2	0	0	0	0	0	0	1	1	2	0	.384
Mar 20	at Georgia	*ss	5	2	2	0	0	0	0	0	0	0	0	0	0	0	1	1	3	0	.385
Mar 21	at Georgia	*ss	5	0	1	0	1	0	0	0	0	0	0	0	0	0	1	0	4	0	.373
Mar 23	EASTERN KENTUCKY	*ss	1	1	1	0	0	0	0	2	0	1	0	0	0	0	0	3	1	0	.381
Mar 26	LSU	*ss	3	1	1	0	1	0	0	1	1	0	0	0	0	0	2	2	4	0	.379
Mar 27	LSU	*ss	4	1	1	0	0	0	0	2	0	0	0	0	0	0	2	0	1	0	.374
Mar 28	LSU	*ss	4	2	3	0	0	0	0	0	0	0	0	0	0	0	0	2	4	0	.389
Apr 2	at Alabama	*ss	5	1	2	0	0	0	0	0	0	0	0	0	0	0	0	1	0	0	.390
Apr 3	at Alabama	*dh	2	0	1	0	0	0	0	2	0	0	0	0	0	0	0	0	0	0	.392
Apr 4	at Alabama	*dh	2	2	2	1	0	0	0	3	0	0	0	0	0	0	0	0	0	0	.404
Apr 09	FLORIDA	*dh	3	1	2	1	1	0	0	1	0	0	0	0	0	0	1	0	0	0	.411
Apr 10	FLORIDA	*dh	2	1	1	0	0	0	0	1	0	0	1	0	0	0	0	0	0	0	.413
Apr 11	FLORIDA	*dh	2	1	0	1	0	0	0	3	0	0	0	0	0	0	1	0	0	0	.405
Totals		31gs	111	35	45	21	8	2	2	26	5	1	7	1	1	1	23	21	57	3	.405

On base pct. .538 • Slugging pct. .568

#5 Logan Steenstra - 17 games (All games)

Date	Opponent	Pos	AB	R	H	RBI	2B	3B	HR	BB	SB	CS	HBP	SAC	SF	GDP	K	PO	A	E	Avg
Feb 21	at Georgia Southern	*ss	2	0	0	0	0	0	0	0	0	0	0	0	0	0	2	0	1	0	.000
Feb 23	ARKANSAS-PINE BLU	ss	2	2	2	1	2	0	0	0	0	0	0	0	0	0	0	0	0	1	.500
Feb 24	ARKANSAS-PINE BLU	*ss	4	1	1	0	1	0	0	1	0	0	0	0	0	0	1	1	3	0	.375
Mar 07	GEORGIA STATE	ph/ss	0	0	0	0	0	0	0	1	0	0	0	0	0	0	0	0	2	0	.375
Mar 13	UNC GREENSBORO	ph/ss	1	0	1	0	0	0	0	0	0	0	0	0	0	0	0	0	0	0	.444
Mar 14	UNC GREENSBORO	ph/1b	1	0	0	0	0	0	0	0	0	0	0	0	0	0	1	2	0	0	.400
Mar 16	ETSU	ph/1b	0	0	0	0	0	0	0	0	0	0	2	0	0	0	0	3	0	0	.400
Mar 23	EASTERN KENTUCKY	*1b	3	0	0	1	0	0	0	2	0	0	0	0	0	0	1	8	3	1	.308
Mar 30	WESTERN CAROLINA	*ss	3	0	1	0	0	0	0	1	1	0	0	0	0	0	0	1	2	0	.312
Apr 2	at Alabama	pr	0	0	0	0	0	0	0	0	0	0	0	0	0	0	0	0	0	0	.312
Apr 3	at Alabama	*ss	4	1	1	1	0	1	0	1	0	0	0	0	1	0	1	4	2	2	.300
Apr 4	at Alabama	*ss	4	1	2	0	2	0	0	0	1	0	0	1	0	0	2	3	3	1	.333
Apr 06	EASTERN KENTUCKY	*ss/1b	4	1	2	3	1	0	0	0	1	0	1	0	0	0	0	8	0	0	.357
Apr 09	FLORIDA	*ss	4	1	1	0	1	0	0	0	0	0	0	0	0	0	0	2	1	0	.344
Apr 10	FLORIDA	*ss	2	1	0	0	0	0	0	1	0	0	0	0	0	0	1	1	3	0	.324
Apr 11	FLORIDA	*ss	4	1	1	0	1	0	0	0	0	0	0	0	0	0	3	2	4	0	.316
Apr 13	at Western Carolina	*ss	2	2	1	0	0	0	0	2	0	0	0	1	0	0	0	2	1	0	.325
Totals		11gs	40	11	13	6	8	1	0	9	3	0	3	2	1	0	12	37	25	5	.325

On base pct. .472 • Slugging pct. .575

2021 Tennessee Baseball
Individual Game-by-Game for Tennessee (as of Apr 14, 2021)

#29 Blade Tidwell - 6 games (All games)

Date	Opponent	Pos	AB	R	H	RBI	2B	3B	HR	BB	SB	CS	HBP	SAC	SF	GDP	K	PO	A	E	Avg
Feb 20	at Georgia Southern	*p	0	0	0	0	0	0	0	0	0	0	0	0	0	0	0	0	3	0	.000
Feb 27	INDIANA STATE-1	*p	0	0	0	0	0	0	0	0	0	0	0	0	0	0	0	1	0	0	.000
Mar 06	GEORGIA STATE	*p	0	0	0	0	0	0	0	0	0	0	0	0	0	0	0	0	2	0	.000
Mar 14	UNC GREENSBORO	*p	0	0	0	0	0	0	0	0	0	0	0	0	0	0	0	0	2	0	.000
Mar 21	at Georgia	*p	0	0	0	0	0	0	0	0	0	0	0	0	0	0	0	1	0	0	.000
Mar 28	LSU	*p	0	0	0	0	0	0	0	0	0	0	0	0	0	0	0	1	0	0	.000
Totals		6gs	0	0	0	0	0	0	0	0	0	0	0	0	0	0	0	3	7	0	.000

On base pct. .000 • Slugging pct. .000

#29 Blade Tidwell - 8 appearances (All games)

Date	Opponent	GS	IP	H	R	ER	BB	SO	2B	3B	HR	WP	BK	HBP	IBB	Score	W-L	Sv	ERA	NP
Feb 20	at Georgia Southern	*	4.0	4	2	1	1	2	1	0	0	1	0	0	0	5-3	0-0	0	2.25	50
Feb 27	INDIANA STATE-1	*	4.0	4	2	1	1	6	2	0	0	0	0	0	0	1-3	0-1	0	2.25	81
Mar 06	GEORGIA STATE	*	6.0	4	0	0	2	7	1	0	0	0	0	0	0	5-1	1-1	0	1.29	101
Mar 14	UNC GREENSBORO	*	6.0	4	2	2	1	6	0	0	0	0	0	1	0	9-3	2-1	0	1.80	83
Mar 21	at Georgia	*	7.1	4	1	1	2	6	0	1	0	0	0	0	0	4-1	3-1	0	1.65	110
Mar 28	LSU	*	5.2	8	2	2	1	7	1	0	1	0	0	0	1	3-2	3-1	0	1.91	108
Apr 4	at Alabama	*	5.1	9	5	4	1	5	3	0	2	0	1	0	0	9-8	4-1	0	2.58	73
Apr 11	FLORIDA	*	5.0	8	3	3	3	4	3	0	1	0	0	0	0	6-7	4-1	0	2.91	94
Totals		8	43.1	45	17	14	12	43	11	1	4	1	1	1	1	42-28	4-1	0	2.91	-

#46 Redmond Walsh - 5 games (All games)

Date	Opponent	Pos	AB	R	H	RBI	2B	3B	HR	BB	SB	CS	HBP	SAC	SF	GDP	K	PO	A	E	Avg
Feb 20	at Georgia Southern	p	0	0	0	0	0	0	0	0	0	0	0	0	0	0	0	0	1	0	.000
Feb 28	INDIANA STATE	p	0	0	0	0	0	0	0	0	0	0	0	0	0	0	0	0	2	0	.000
Mar 06	GEORGIA STATE	p	0	0	0	0	0	0	0	0	0	0	0	0	0	0	0	0	1	0	.000
Mar 20	at Georgia	p	0	0	0	0	0	0	0	0	0	0	0	0	0	0	0	0	1	1	.000
Mar 27	LSU	p	0	0	0	0	0	0	0	0	0	0	0	0	0	0	0	0	1	0	.000
Totals		0gs	0	0	0	0	0	0	0	0	0	0	0	0	0	0	0	0	6	1	.000

On base pct. .000 • Slugging pct. .000

#46 Redmond Walsh - 14 appearances (All games)

Date	Opponent	GS	IP	H	R	ER	BB	SO	2B	3B	HR	WP	BK	HBP	IBB	Score	W-L	Sv	ERA	NP
Feb 19	at Georgia Southern		1.0	0	0	0	0	2	0	0	0	0	0	0	0	5-3	0-0	1	0.00	8
Feb 20	at Georgia Southern		2.0	2	0	0	1	1	0	0	0	0	0	0	0	5-3	1-0	1	0.00	27
Feb 27	INDIANA STATE-2		0.1	0	0	0	0	0	0	0	0	0	0	0	0	5-7	1-0	1	0.00	3
Feb 28	INDIANA STATE		4.2	3	3	0	1	5	1	0	0	1	0	0	0	6-5	2-0	1	0.00	70
Mar 06	GEORGIA STATE		2.0	1	0	0	0	2	0	0	0	0	0	0	0	5-1	2-0	2	0.00	18
Mar 12	UNC GREENSBORO		1.2	1	0	0	0	5	1	0	0	0	0	0	0	6-2	2-0	3	0.00	26
Mar 16	ETSU		0.2	1	0	0	1	0	1	0	0	0	0	0	0	9-6	2-0	3	0.00	13
Mar 20	at Georgia		1.1	2	2	0	1	0	0	0	0	0	0	0	0	4-5	2-1	3	0.00	26
Mar 27	LSU		1.2	5	3	3	1	3	0	0	2	0	0	0	0	9-8	2-1	3	1.76	44
Mar 30	WESTERN CAROLINA		1.0	1	0	0	0	2	0	0	0	0	0	0	0	9-2	2-1	3	1.65	19
Apr 3	at Alabama		0.1	2	1	1	0	0	0	0	0	0	0	0	0	8-4	2-1	3	2.16	12
Apr 06	EASTERN KENTUCKY		1.0	1	0	0	0	0	0	0	0	0	0	0	0	10-1	2-1	3	2.04	13
Apr 11	FLORIDA		1.0	0	0	0	1	1	0	0	0	0	1	1	0	6-7	2-1	3	1.93	22
Apr 13	at Western Carolina		1.0	3	3	3	0	2	0	0	1	0	0	0	0	14-12	3-1	3	3.20	26
Totals		0	19.2	22	12	7	6	23	3	0	3	1	1	1	0	101-66	3-1	3	3.20	-



Tennessee Volunteers Baseball Individual Career History



Jordan Beck

Year	avg	gp-gs	ab	r	h	2b	3b	hr	rbi	tb	slg%	bb	hbp	so	gdp	ob%	sf	sh	sb-att	po	a	e	fld%
2020	.275	16-10	40	10	11	5	0	1	9	19	.475	8	0	11	1	.396	0	0	0-0	10	0	0	1.000
2021	.254	33-32	130	16	33	9	2	6	36	64	.492	12	1	24	2	.315	3	0	1-1	73	1	1	.987
TOTAL	.259	49-42	170	26	44	14	2	7	45	83	.488	20	1	35	3	.335	3	0	1-1	83	1	1	.988

SINGLE-GAME HIGHS [all-time ranking]:

Hits: 3, at Alabama, Apr 4, 2021; Longwood, Mar 03, 2020; ETSU, Mar 16, 2021

Doubles: 2 [t-4th], vs Houston, Feb 22, 2020; Longwood, Mar 03, 2020

Triples: 1 [t-1st], Arkansas-Pine Bluff, Feb 23, 2021; Indiana State, Feb 27, 2021

Home runs: 2 [t-2nd], ETSU, Mar 16, 2021

Total bases: 10 [t-2nd], ETSU, Mar 16, 2021

RBI: 5 [t-3rd], ETSU, Mar 16, 2021

Runs scored: 2, 5 times

Walks: 3 [t-5th], at Georgia, Mar 19, 2021

Hit by pitch: 1, Indiana State, Feb 26, 2021

Struck out: 4 [t-1st], vs Stanford, Feb 23, 2020

Sac flies: 1 [t-5th], at Alabama, Apr 3, 2021; Georgia State, Mar 05, 2021; UNC Greensboro, Mar 12, 2021

At bats: 6 [t-3rd], at Georgia Southern, Feb 21, 2021; Longwood, Mar 03, 2020; ETSU, Mar 16, 2021

Stolen bases: 1, UNC Greensboro, Mar 13, 2021

Field chances: 6, at Alabama, Apr 3, 2021

Putouts: 6, at Alabama, Apr 3, 2021

Assists: 1, at Georgia, Mar 20, 2021

Kyle Booker

Year	avg	gp-gs	ab	r	h	2b	3b	hr	rbi	tb	slg%	bb	hbp	so	gdp	ob%	sf	sh	sb-att	po	a	e	fld%
2021	.286	13-9	35	12	10	2	0	1	10	15	.429	7	0	10	0	.386	2	0	0-0	8	0	0	1.000
TOTAL	.286	13-9	35	12	10	2	0	1	10	15	.429	7	0	10	0	.386	2	0	0-0	8	0	0	1.000

SINGLE-GAME HIGHS [all-time ranking]:

Hits: 3, at Western Carolina, Apr 13, 2021

Doubles: 1, Arkansas-Pine Bluff, Feb 23, 2021; Eastern Kentucky, Mar 23, 2021

Home runs: 1, Western Carolina, Mar 30, 2021

Total bases: 5, Western Carolina, Mar 30, 2021

RBI: 3, Arkansas-Pine Bluff, Feb 23, 2021; Western Carolina, Mar 30, 2021

Runs scored: 3 [t-7th], at Western Carolina, Apr 13, 2021; Western Carolina, Mar 30, 2021

Walks: 2, Arkansas-Pine Bluff, Feb 24, 2021; Georgia State, Mar 07, 2021

Struck out: 2, Eastern Kentucky, Apr 06, 2021; at Austin Peay, Mar 03, 2021

Sac flies: 1 [t-5th], at Western Carolina, Apr 13, 2021; Arkansas-Pine Bluff, Feb 24, 2021

At bats: 5, Eastern Kentucky, Mar 23, 2021

Field chances: 2, Arkansas-Pine Bluff, Feb 23, 2021; Western Carolina, Mar 30, 2021

Putouts: 2, Arkansas-Pine Bluff, Feb 23, 2021; Western Carolina, Mar 30, 2021



Tennessee Volunteers Baseball Individual Career History



Kirby Connell

Year	avg	gp-gs	ab	r	h	2b	3b	hr	rbi	tb	slg%	bb	hbp	so	gdp	ob%	sf	sh	sb-att	po	a	e	fld%
2020	.000	4-0	0	0	0	0	0	0	0	0	.000	0	0	0	0	.000	0	0	0-0	0	1	0	1.000
2021	.000	0-0	0	0	0	0	0	0	0	0	.000	0	0	0	0	.000	0	0	0-0	1	4	0	1.000
TOTAL	.000	4-0	0	0	0	0	0	0	0	0	.000	0	0	0	0	.000	0	0	0-0	1	5	0	1.000

Year	era	w-l	app	gs	cq	sho	sv	ip	h	r	er	bb	so	2b	3b	hr	bf	bavg	wp	hbp	bk	sfa	sha
2020	6.35	0-0	4	0	0	0/0	0	5.2	5	4	4	1	7	1	0	1	23	.238	1	1	0	0	0
2021	0.99	1-0	14	0	0	0/0	2	27.1	21	6	3	2	30	5	0	2	108	.206	0	2	0	1	1
TOTAL	1.91	1-0	18	0	0	0/0	2	33.0	26	10	7	3	37	6	0	3	131	.211	1	3	0	1	1

SINGLE-GAME HIGHS [all-time ranking]:

Innings pitched: 4.1, Indiana State, Feb 27, 2021

Walks allowed: 1, at Alabama, Apr 4, 2021; Indiana State, Feb 27, 2021; ETSU, Mar 10, 2020

Strikeouts: 5, Florida, Apr 10, 2021; at Alabama, Apr 4, 2021

Batters faced: 16, Indiana State, Feb 27, 2021

Field chances: 1, 6 times

Putouts: 1, Arkansas-Pine Bluff, Feb 23, 2021

Assists: 1, 5 times

Runners CS: 1 [t-8th], at Alabama, Apr 2, 2021

Chad Dallas

Year	avg	gp-gs	ab	r	h	2b	3b	hr	rbi	tb	slg%	bb	hbp	so	gdp	ob%	sf	sh	sb-att	po	a	e	fld%
2020	.000	4-4	0	0	0	0	0	0	0	0	.000	0	0	0	0	.000	0	0	0-0	3	2	1	.833
2021	.000	0-0	0	0	0	0	0	0	0	0	.000	0	0	0	0	.000	0	0	0-0	1	1	0	1.000
TOTAL	.000	4-4	0	0	0	0	0	0	0	0	.000	0	0	0	0	.000	0	0	0-0	4	3	1	.875

Year	era	w-l	app	gs	cq	sho	sv	ip	h	r	er	bb	so	2b	3b	hr	bf	bavg	wp	hbp	bk	sfa	sha
2020	2.53	3-0	4	4	0	0/1	0	21.1	19	6	6	6	21	4	0	0	88	.235	1	0	0	1	0
2021	4.20	5-0	7	7	0	0/0	0	40.2	38	20	19	9	60	1	0	7	172	.238	3	3	0	0	0
TOTAL	3.63	8-0	11	11	0	0/1	0	62.0	57	26	25	15	81	5	0	7	260	.237	4	3	0	1	0

SINGLE-GAME HIGHS [all-time ranking]:

Innings pitched: 7.0, Florida, Apr 09, 2021; George Washington, Feb 28, 2020; LSU, Mar 26, 2021

Walks allowed: 2, 5 times

Strikeouts: 11 [t-4th], Florida, Apr 09, 2021; LSU, Mar 26, 2021

Batters faced: 30, at Georgia, Mar 19, 2021

Field chances: 3, vs Texas Tech, Feb 21, 2020

Putouts: 2, Western Illinois, Feb 14, 2020

Assists: 1, vs Texas Tech, Feb 21, 2020; Indiana State, Feb 26, 2021; Wright State, Mar 06, 2020



Tennessee Volunteers Baseball Individual Career History



Christian Delashmit

Year	avg	gp-gs	ab	r	h	2b	3b	hr	rbi	tb	slg%	bb	hbp	so	gdp	ob%	sf	sh	sb-att	po	a	e	fld%
2020	.000	5-1	0	0	0	0	0	0	0	0	.000	0	0	0	0	.000	0	0	0-0	2	0	0	1.000
2021	.000	0-0	0	0	0	0	0	0	0	0	.000	0	0	0	0	.000	0	0	0-0	0	1	0	1.000
TOTAL	.000	5-1	0	0	0	0	0	0	0	0	.000	0	0	0	0	.000	0	0	0-0	2	1	0	1.000

Year	era	w-l	app	gs	cq	sho	sv	ip	h	r	er	bb	so	2b	3b	hr	bf	bavq	wp	hbp	bk	sfa	sha
2020	0.77	3-0	5	1	0	0/0	0	11.2	10	1	1	2	16	2	0	1	46	.227	0	0	0	0	0
2021	6.75	0-0	5	0	0	0/0	0	4.0	5	4	3	0	4	0	0	2	17	.313	2	0	0	1	0
TOTAL	2.30	3-0	10	1	0	0/0	0	15.2	15	5	4	2	20	2	0	3	63	.250	2	0	0	1	0

SINGLE-GAME HIGHS [all-time ranking]:

Innings pitched: 4.2, Northern Kentucky, Feb 25, 2020

Walks allowed: 1, Northern Kentucky, Feb 25, 2020; ETSU, Mar 10, 2020

Strikeouts: 7, Northern Kentucky, Feb 25, 2020

Batters faced: 18, Northern Kentucky, Feb 25, 2020

Field chances: 1, Arkansas-Pine Bluff, Feb 24, 2021; Northern Kentucky, Feb 25, 2020; Longwood, Mar 03, 2020

Putouts: 1, Northern Kentucky, Feb 25, 2020; Longwood, Mar 03, 2020

Assists: 1, Arkansas-Pine Bluff, Feb 24, 2021

Pete Derkay

Year	avg	gp-gs	ab	r	h	2b	3b	hr	rbi	tb	slg%	bb	hbp	so	gdp	ob%	sf	sh	sb-att	po	a	e	fld%
2017	.288	51-50	160	22	46	6	1	1	18	57	.356	37	9	21	4	.440	3	0	3-4	172	14	0	1.000
2018	.254	56-55	189	21	48	15	1	0	32	65	.344	41	8	34	2	.402	3	1	2-2	414	51	5	.989
2019	.228	51-34	114	17	26	5	1	3	21	42	.368	20	3	20	0	.353	2	1	1-1	204	23	1	.996
2020	.542	13-4	24	7	13	2	0	1	11	18	.750	5	1	4	0	.633	0	0	0-0	13	1	0	1.000
2021	.244	28-21	90	20	22	4	1	1	8	31	.344	17	4	14	1	.387	0	2	2-4	49	2	0	1.000
TOTAL	.269	199-164	577	87	155	32	4	6	90	213	.369	120	25	93	7	.411	8	4	8-11	852	91	6	.994

SINGLE-GAME HIGHS [all-time ranking]:

Hits: 4 [t-1st], vs UC Irvine, Feb 25, 2017; UNC Greensboro, Mar 13, 2021

Doubles: 1, 32 times

Triples: 1 [t-1st], 4 times

Home runs: 1, 6 times

Total bases: 5, 4 times

RBI: 4 [t-8th], at Western Carolina, Mar 27, 2018

Runs scored: 3 [t-7th], Longwood, Mar 03, 2020; UNC Greensboro, Mar 13, 2021; Austin Peay, Mar 15, 2017

Walks: 3 [t-5th], 5 times

Hit by pitch: 2 [t-1st], Austin Peay, Mar 15, 2017; at Kentucky, May 14, 2017

Struck out: 4 [t-1st], at Georgia Southern, Feb 19, 2021

Sac flies: 1 [t-5th], 8 times

Sac bunts: 1 [t-9th], 4 times

At bats: 6 [t-3rd], at Texas A&M, Apr 23, 2017; at Western Carolina, Mar 27, 2018; at Mizzou, May 17, 2018

Stolen bases: 1, 8 times

Caught stealing: 1 [t-2nd], at Alabama, Apr 3, 2021; at LMU, Feb 22, 2017; Arkansas-Pine Bluff, Feb 24, 2021

Field chances: 15, at Texas A&M, Apr 23, 2017; vs Liberty, Jun 02, 2019; Kentucky, May 05, 2018

Putouts: 14, at Texas A&M, Apr 23, 2017; vs Liberty, Jun 02, 2019; Kentucky, May 05, 2018

Assists: 4, UNCG, Feb 24, 2018

Runners CS: 1 [t-8th], 6 times



Tennessee Volunteers Baseball Individual Career History



Max Ferguson

Year	avg	gp-gs	ab	r	h	2b	3b	hr	rbi	tb	slg%	bb	hbp	so	gdp	ob%	sf	sh	sb-att	po	a	e	fld%
2019	.231	34-23	78	11	18	1	1	0	9	21	.269	19	2	14	1	.390	1	1	4-4	157	29	1	.995
2020	.333	13-12	42	12	14	2	0	2	6	22	.524	8	2	9	0	.462	0	0	9-10	15	17	2	.941
2021	.252	33-33	115	22	29	5	2	3	18	47	.409	31	1	37	1	.404	4	1	13-17	53	81	4	.971
TOTAL	.260	80-68	235	45	61	8	3	5	33	90	.383	58	5	60	2	.409	5	2	26-31	225	127	7	.981

SINGLE-GAME HIGHS [all-time ranking]:

Hits: 4 [t-1st], at Western Carolina, Apr 13, 2021

Doubles: 1, 8 times

Triples: 1 [t-1st], UNC Greensboro, Mar 13, 2021; ETSU, Mar 16, 2021; at Auburn, Mar 17, 2019

Home runs: 1, 5 times

Total bases: 8 [t-10th], at Western Carolina, Apr 13, 2021

RBI: 6 [t-1st], at Western Carolina, Apr 13, 2021

Runs scored: 2, 10 times

Walks: 3 [t-5th], Lipscomb, Apr 09, 2019; Morehead State, Apr 16, 2019; Western Carolina, Mar 30, 2021

Hit by pitch: 1, 5 times

Struck out: 3 [t-9th], 5 times

Sac flies: 1 [t-5th], 5 times

Sac bunts: 1 [t-9th], Fresno State, Mar 09, 2019; UNC Greensboro, Mar 13, 2021

At bats: 6 [t-3rd], at Georgia Southern, Feb 21, 2021

Stolen bases: 3 [t-2nd], Western Illinois, Feb 15, 2020; UNC Greensboro, Mar 14, 2021; Western Carolina, Mar 30, 2021

Caught stealing: 1 [t-2nd], 5 times

Field chances: 17 [t-3rd], Georgia, Apr 12, 2019

Putouts: 15 [t-5th], Georgia, Apr 12, 2019

Assists: 6 [t-8th], at Austin Peay, Mar 03, 2021

Jake Fitzgibbons

Year	avg	gp-gs	ab	r	h	2b	3b	hr	rbi	tb	slg%	bb	hbp	so	gdp	ob%	sf	sh	sb-att	po	a	e	fld%
2021	.000	0-0	0	0	0	0	0	0	0	0	.000	0	0	0	0	.000	0	0	0-0	0	2	0	1.000
TOTAL	.000	0-0	0	0	0	0	0	0	0	0	.000	0	0	0	0	.000	0	0	0-0	0	2	0	1.000

Year	era	w-l	app	gs	cq	sho	sv	ip	h	r	er	bb	so	2b	3b	hr	bf	bavq	wp	hbp	bk	sfa	sha
2021	9.00	1-0	6	3	0	0/0	0	8.0	11	8	8	4	6	1	0	2	38	.324	3	0	0	0	0
TOTAL	9.00	1-0	6	3	0	0/0	0	8.0	11	8	8	4	6	1	0	2	38	.324	3	0	0	0	0

SINGLE-GAME HIGHS [all-time ranking]:

Innings pitched: 3.1, Western Carolina, Mar 30, 2021

Walks allowed: 1, 4 times

Strikeouts: 4, Western Carolina, Mar 30, 2021

Batters faced: 11, Western Carolina, Mar 30, 2021

Field chances: 1, Eastern Kentucky, Apr 06, 2021; Eastern Kentucky, Mar 23, 2021

Assists: 1, Eastern Kentucky, Apr 06, 2021; Eastern Kentucky, Mar 23, 2021

Runners CS: 1 [t-8th], Eastern Kentucky, Mar 23, 2021



Tennessee Volunteers Baseball Individual Career History



Drew Gilbert

Year	avg	gp-gs	ab	r	h	2b	3b	hr	rbi	tb	slg%	bb	hbp	so	gdp	ob%	sf	sh	sb-att	po	a	e	fld%
2020	.350	15-10	40	15	14	3	0	1	8	20	.500	7	4	6	0	.490	0	0	2-2	7	1	1	.889
2021	.273	33-33	128	19	35	5	0	6	30	58	.453	9	9	22	2	.356	3	0	5-5	56	0	1	.982
TOTAL	.292	48-43	168	34	49	8	0	7	38	78	.464	16	13	28	2	.390	3	0	7-7	63	1	2	.970

Year	era	w-l	app	gs	cq	sho	sv	ip	h	r	er	bb	so	2b	3b	hr	bf	bavq	wp	hbp	bk	sfa	sha
2020	5.62	1-0	4	0	0	0/2	0	8.0	9	5	5	2	9	4	0	1	36	.290	0	2	0	0	1
2021	0.00	1-0	5	0	0	0/1	0	5.1	2	0	0	1	6	1	0	0	20	.118	1	2	0	0	0
TOTAL	3.38	2-0	9	0	0	0/3	0	13.1	11	5	5	3	15	5	0	1	56	.229	1	4	0	0	1

SINGLE-GAME HIGHS [all-time ranking]:

Hits: 4 [t-1st], George Washington, Feb 29, 2020

Doubles: 1, 8 times

Home runs: 2 [t-2nd], at Georgia Southern, Feb 20, 2021; UNC Greensboro, Mar 14, 2021

Total bases: 8 [t-10th], at Georgia Southern, Feb 20, 2021; George Washington, Feb 29, 2020; UNC Greensboro, Mar 14, 2021

RBI: 5 [t-3rd], UNC Greensboro, Mar 14, 2021

Runs scored: 3 [t-7th], George Washington, Feb 29, 2020

Walks: 2, at Alabama, Apr 3, 2021; at Alabama, Apr 4, 2021; George Washington, Mar 01, 2020

Hit by pitch: 2 [t-1st], Charlotte, Feb 18, 2020

Struck out: 3 [t-9th], Florida, Apr 11, 2021

Sac flies: 1 [t-5th], at Austin Peay, Mar 03, 2021; ETSU, Mar 16, 2021; at Georgia, Mar 21, 2021

At bats: 6 [t-3rd], at Western Carolina, Apr 13, 2021

Stolen bases: 1, 7 times

Innings pitched: 4.1, vs Stanford, Feb 23, 2020

Walks allowed: 2, Wright State, Mar 08, 2020

Strikeouts: 3, 4 times

Batters faced: 17, vs Stanford, Feb 23, 2020

Field chances: 5, at Alabama, Apr 4, 2021; UNC Greensboro, Mar 14, 2021

Putouts: 5, UNC Greensboro, Mar 14, 2021

Assists: 1, vs Stanford, Feb 23, 2020

Jackson Greer

Year	avg	gp-gs	ab	r	h	2b	3b	hr	rbi	tb	slg%	bb	hbp	so	gdp	ob%	sf	sh	sb-att	po	a	e	fld%
2021	.286	11-8	28	5	8	5	0	0	5	13	.464	7	2	10	0	.447	1	1	0-0	74	5	1	.988
TOTAL	.286	11-8	28	5	8	5	0	0	5	13	.464	7	2	10	0	.447	1	1	0-0	74	5	1	.988

SINGLE-GAME HIGHS [all-time ranking]:

Hits: 2, at Western Carolina, Apr 13, 2021; at Georgia Southern, Feb 21, 2021

Doubles: 2 [t-4th], at Western Carolina, Apr 13, 2021

Total bases: 4, at Western Carolina, Apr 13, 2021

RBI: 2, at Western Carolina, Apr 13, 2021; UNC Greensboro, Mar 13, 2021

Runs scored: 1, 5 times

Walks: 3 [t-5th], Indiana State, Feb 27, 2021

Hit by pitch: 1, at Austin Peay, Mar 03, 2021; ETSU, Mar 16, 2021

Struck out: 2, Georgia State, Mar 07, 2021; UNC Greensboro, Mar 13, 2021

Sac flies: 1 [t-5th], UNC Greensboro, Mar 13, 2021

Sac bunts: 1 [t-9th], at Western Carolina, Apr 13, 2021

At bats: 5, at Georgia Southern, Feb 21, 2021

Field chances: 13, at Georgia Southern, Feb 21, 2021; UNC Greensboro, Mar 13, 2021

Putouts: 12, UNC Greensboro, Mar 13, 2021

Assists: 2, at Georgia Southern, Feb 21, 2021; Georgia State, Mar 07, 2021

Runners CS: 1 [t-8th], at Georgia Southern, Feb 21, 2021



Tennessee Volunteers Baseball Individual Career History



Will Heflin

Year	avg	gp-gs	ab	r	h	2b	3b	hr	rbi	tb	slg%	bb	hbp	so	gdp	ob%	sf	sh	sb-att	po	a	e	fld%
2017	.171	21-7	35	3	6	1	0	0	6	7	.200	2	0	7	0	.211	1	0	1-1	6	0	0	1.000
2018	.000	4-0	1	1	0	0	0	0	0	0	.000	0	0	1	0	.000	0	0	0-0	0	3	0	1.000
2019	.000	2-0	0	1	0	0	0	0	0	0	.000	0	0	0	0	.000	0	0	0-0	0	5	2	.714
2021	.000	0-0	0	0	0	0	0	0	0	0	.000	0	0	0	0	.000	0	0	0-0	1	8	1	.900
TOTAL	.167	27-7	36	5	6	1	0	0	6	7	.194	2	0	8	0	.205	1	0	1-1	7	16	3	.885

Year	era	w-l	app	gs	cq	sho	sv	ip	h	r	er	bb	so	2b	3b	hr	bf	bavq	wp	hbp	bk	sfa	sha
2017	2.93	0-0	12	0	0	0/1	0	15.1	13	5	5	8	8	3	0	3	66	.232	1	2	0	0	0
2018	5.63	4-3	17	5	0	0/0	0	38.1	45	27	24	23	28	6	0	6	182	.292	3	3	0	0	2
2019	2.20	4-1	26	1	0	0/3	0	32.2	29	14	8	14	35	1	1	2	139	.238	2	1	0	1	1
2021	4.24	2-1	9	7	0	0/0	0	34.0	40	16	16	7	36	4	1	6	146	.301	2	1	0	1	4
TOTAL	3.96	10-5	64	13	0	0/4	0	120.1	127	62	53	52	107	14	2	17	533	.273	8	7	0	2	7

SINGLE-GAME HIGHS [all-time ranking]:

Hits: 2, ETSU, May 02, 2017

Doubles: 1, ETSU, May 02, 2017

Total bases: 3, ETSU, May 02, 2017

RBI: 2, ETSU, May 02, 2017; Arkansas, May 04, 2017

Runs scored: 2, ETSU, May 02, 2017

Walks: 1, Belmont, May 09, 2017; at Eastern Kentucky, May 10, 2017

Struck out: 3 [t-9th], at ETSU, Apr 11, 2017

Sac flies: 1 [t-5th], at Florida, Apr 07, 2017

At bats: 4, at ETSU, Apr 11, 2017; ETSU, May 02, 2017; Arkansas, May 04, 2017

Stolen bases: 1, Belmont, May 09, 2017

Innings pitched: 7.0, Georgia State, Mar 05, 2021

Walks allowed: 4 [t-6th], Tennessee Tech, Apr 25, 2018

Strikeouts: 8, Arkansas-Pine Bluff, Feb 23, 2021; Georgia State, Mar 05, 2021; UNC Asheville, Mar 13, 2019

Batters faced: 26, Georgia State, Mar 05, 2021

Field chances: 3, Georgia State, Mar 05, 2021

Putouts: 2, Austin Peay, Mar 15, 2017; South Carolina, Mar 19, 2017

Assists: 2, Indiana State, Feb 27, 2021; Georgia State, Mar 05, 2021; LSU, Mar 27, 2021

Runners CS: 1 [t-8th], 4 times

Connor Housley

Year	avg	gp-gs	ab	r	h	2b	3b	hr	rbi	tb	slg%	bb	hbp	so	gdp	ob%	sf	sh	sb-att	po	a	e	fld%
2021	.000	0-0	0	0	0	0	0	0	0	0	.000	0	0	0	0	.000	0	0	0-0	0	1	0	1.000
TOTAL	.000	0-0	0	0	0	0	0	0	0	0	.000	0	0	0	0	.000	0	0	0-0	0	1	0	1.000

Year	era	w-l	app	gs	cq	sho	sv	ip	h	r	er	bb	so	2b	3b	hr	bf	bavq	wp	hbp	bk	sfa	sha
2021	2.89	0-0	10	0	0	0/0	0	9.1	6	3	3	4	14	2	0	1	38	.176	1	0	0	0	0
TOTAL	2.89	0-0	10	0	0	0/0	0	9.1	6	3	3	4	14	2	0	1	38	.176	1	0	0	0	0

SINGLE-GAME HIGHS [all-time ranking]:

Innings pitched: 3.0, ETSU, Mar 16, 2021

Walks allowed: 1, 4 times

Strikeouts: 7, ETSU, Mar 16, 2021

Batters faced: 11, ETSU, Mar 16, 2021

Field chances: 1, Arkansas-Pine Bluff, Feb 24, 2021

Assists: 1, Arkansas-Pine Bluff, Feb 24, 2021



Tennessee Volunteers Baseball Individual Career History



Sean Hunley

Year	avg	gp-gs	ab	r	h	2b	3b	hr	rbi	tb	slg%	bb	hbp	so	gdp	ob%	sf	sh	sb-att	po	a	e	fld%
2018	.000	0-0	0	0	0	0	0	0	0	0	.000	0	0	0	0	.000	0	0	0-0	1	14	0	1.000
2019	.000	0-0	0	0	0	0	0	0	0	0	.000	0	0	0	0	.000	0	0	0-0	5	7	0	1.000
2020	.000	7-1	0	0	0	0	0	0	0	0	.000	0	0	0	0	.000	0	0	0-0	1	5	0	1.000
2021	.000	0-0	0	0	0	0	0	0	0	0	.000	0	0	0	0	.000	0	0	0-0	1	4	0	1.000
TOTAL	.000	7-1	0	0	0	0	0	0	0	0	.000	0	0	0	0	.000	0	0	0-0	8	30	0	1.000

Year	era	w-l	app	gs	cq	sho	sv	ip	h	r	er	bb	so	2b	3b	hr	bf	bavg	wp	hbp	bk	sfa	sha
2018	2.64	7-3	15	14	1	1/1	0	75.0	77	25	22	18	53	12	2	6	314	.270	8	5	2	3	3
2019	2.60	4-0	20	5	0	0/2	1	45.0	36	14	13	12	29	5	1	2	179	.225	0	2	1	4	1
2020	0.54	0-0	6	1	0	0/2	3	16.2	8	1	1	2	14	2	0	0	59	.140	0	0	0	0	0
2021	3.60	4-2	17	0	0	0/0	4	35.0	27	15	14	7	39	6	0	4	140	.211	1	3	0	1	1
TOTAL	2.62	15-5	58	20	1	1/5	8	171.2	148	55	50	39	135	25	3	12	692	.235	9	10	3	8	5

SINGLE-GAME HIGHS [all-time ranking]:

Innings pitched: 9.0 [t-1st], Western Carolina, Mar 14, 2018

Walks allowed: 3, 4 times

Strikeouts: 11 [t-4th], UT Martin, Apr 10, 2018

Batters faced: 32 [t-9th], Western Carolina, Mar 14, 2018

Field chances: 3, vs Troy, Mar 05, 2019

Putouts: 1, 8 times

Assists: 2, 5 times

Runners CS: 1 [t-8th], 7 times

Cortland Lawson

Year	avg	gp-gs	ab	r	h	2b	3b	hr	rbi	tb	slg%	bb	hbp	so	gdp	ob%	sf	sh	sb-att	po	a	e	fld%
2021	.400	6-1	10	4	4	1	0	1	3	8	.800	0	1	3	0	.455	0	0	0-0	1	10	1	.917
TOTAL	.400	6-1	10	4	4	1	0	1	3	8	.800	0	1	3	0	.455	0	0	0-0	1	10	1	.917

SINGLE-GAME HIGHS [all-time ranking]:

Hits: 1, 4 times

Doubles: 1, Arkansas-Pine Bluff, Feb 23, 2021

Home runs: 1, Eastern Kentucky, Mar 23, 2021

Total bases: 4, Eastern Kentucky, Mar 23, 2021

RBI: 2, Eastern Kentucky, Mar 23, 2021

Runs scored: 1, 4 times

Hit by pitch: 1, Eastern Kentucky, Mar 23, 2021

Struck out: 2, Eastern Kentucky, Apr 06, 2021

At bats: 4, Eastern Kentucky, Apr 06, 2021

Field chances: 7, Eastern Kentucky, Apr 06, 2021

Putouts: 1, Eastern Kentucky, Mar 23, 2021

Assists: 7 [t-2nd], Eastern Kentucky, Apr 06, 2021



Tennessee Volunteers Baseball Individual Career History



Luc Lipcius

Year	avg	gp-gs	ab	r	h	2b	3b	hr	rbi	tb	slg%	bb	hbp	so	gdp	ob%	sf	sh	sb-att	po	a	e	fld%
2017	.256	33-20	86	8	22	3	0	1	8	28	.326	9	4	16	0	.354	0	1	3-4	40	2	0	1.000
2018	.125	20-4	24	4	3	0	0	0	0	3	.125	7	0	8	1	.313	1	0	0-0	47	2	2	.961
2019	.347	16-16	49	15	17	4	2	3	14	34	.694	10	1	10	0	.459	1	0	1-1	113	16	1	.992
2020	.326	17-15	43	13	14	7	1	2	15	29	.674	16	2	8	0	.525	0	0	3-3	109	15	1	.992
2021	.229	33-32	105	19	24	6	0	4	18	42	.400	22	3	25	1	.374	1	0	3-3	238	11	1	.996
TOTAL	.261	119-87	307	59	80	20	3	10	55	136	.443	64	10	67	2	.401	3	1	10-11	547	46	5	.992

SINGLE-GAME HIGHS [all-time ranking]:

Hits: 3, at Alabama, Apr 4, 2021; Northern Kentucky, Feb 19, 2019; UNC Greensboro, Mar 13, 2021

Doubles: 2 [t-4th], Western Illinois, Feb 16, 2020; ETSU, Mar 10, 2020

Triples: 1 [t-1st], Northern Kentucky, Feb 19, 2019; vs Stanford, Feb 23, 2020; vs Troy, Mar 05, 2019

Home runs: 1, 10 times

Total bases: 8 [t-10th], Northern Kentucky, Feb 19, 2019

RBI: 5 [t-3rd], Northern Kentucky, Feb 19, 2019

Runs scored: 3 [t-7th], vs North Florida, Mar 02, 2019

Walks: 3 [t-5th], George Washington, Feb 29, 2020

Hit by pitch: 2 [t-1st], Belmont, May 09, 2017

Struck out: 3 [t-9th], 4 times

Sac flies: 1 [t-5th], Eastern Kentucky, Apr 06, 2021; Tennessee Tech, Apr 25, 2018; Appalachian State, Feb 15, 2019

Sac bunts: 1 [t-9th], Morehead State, May 16, 2017

At bats: 6 [t-3rd], at Texas A&M, Apr 23, 2017; at Georgia, Mar 19, 2021

Stolen bases: 1, 10 times

Caught stealing: 1 [t-2nd], at Vanderbilt, Apr 28, 2017

Field chances: 16 [t-8th], at Georgia Southern, Feb 20, 2021

Putouts: 15 [t-5th], at Georgia Southern, Feb 20, 2021

Assists: 3, Indiana, Feb 22, 2019

Trey Lipscomb

Year	avg	gp-gs	ab	r	h	2b	3b	hr	rbi	tb	slg%	bb	hbp	so	gdp	ob%	sf	sh	sb-att	po	a	e	fld%
2019	.071	12-1	14	0	1	1	0	0	1	2	.143	0	0	2	0	.071	0	0	0-0	4	3	0	1.000
2020	.269	11-5	26	8	7	0	0	1	9	10	.385	7	0	1	0	.400	2	0	2-2	15	5	1	.952
2021	.333	8-6	24	7	8	3	0	1	8	14	.583	4	0	5	0	.429	0	0	1-1	6	8	0	1.000
TOTAL	.250	31-12	64	15	16	4	0	2	18	26	.406	11	0	8	0	.351	2	0	3-3	25	16	1	.976

SINGLE-GAME HIGHS [all-time ranking]:

Hits: 3, Arkansas-Pine Bluff, Feb 24, 2021; Eastern Kentucky, Mar 23, 2021

Doubles: 2 [t-4th], Eastern Kentucky, Apr 06, 2021

Home runs: 1, George Washington, Feb 28, 2020; Eastern Kentucky, Mar 23, 2021

Total bases: 7, Eastern Kentucky, Mar 23, 2021

RBI: 4 [t-8th], George Washington, Feb 28, 2020; Eastern Kentucky, Mar 23, 2021

Runs scored: 2, 5 times

Walks: 2, Western Illinois, Feb 15, 2020; Western Carolina, Mar 30, 2021

Struck out: 2, Fresno State, Mar 09, 2019

Sac flies: 1 [t-5th], Western Illinois, Feb 16, 2020; George Washington, Mar 01, 2020

At bats: 7 [t-1st], Longwood, Mar 03, 2020

Stolen bases: 1, Eastern Kentucky, Apr 06, 2021; UNC Asheville, Feb 26, 2020; George Washington, Feb 29, 2020

Field chances: 8, Western Illinois, Feb 15, 2020

Putouts: 8, Western Illinois, Feb 15, 2020

Assists: 4, Eastern Kentucky, Apr 06, 2021



Tennessee Volunteers Baseball Individual Career History



Will Mabrey

Year	avg	gp-gs	ab	r	h	2b	3b	hr	rbi	tb	slg%	bb	hbp	so	gdp	ob%	sf	sh	sb-att	po	a	e	fld%
2020	.000	5-0	0	0	0	0	0	0	0	0	.000	0	0	0	0	.000	0	0	0-0	2	1	0	1.000
TOTAL	.000	5-0	0	0	0	0	0	0	0	0	.000	0	0	0	0	.000	0	0	0-0	2	1	0	1.000

Year	era	w-l	app	gs	cq	sho	sv	ip	h	r	er	bb	so	2b	3b	hr	bf	bavg	wp	hbp	bk	sfa	sha
2020	2.25	0-0	5	0	0	0/0	0	4.0	2	1	1	1	3	0	0	0	14	.154	0	0	0	0	0
2021	0.00	0-0	3	0	0	0/0	0	2.2	2	0	0	2	4	0	0	0	11	.222	0	0	0	0	0
TOTAL	1.35	0-0	8	0	0	0/0	0	6.2	4	1	1	3	7	0	0	0	25	.182	0	0	0	0	0

SINGLE-GAME HIGHS [all-time ranking]:

Innings pitched: 1.0, 5 times

Walks allowed: 1, Eastern Kentucky, Apr 06, 2021; at Western Carolina, Apr 13, 2021; Longwood, Mar 03, 2020

Strikeouts: 3, Eastern Kentucky, Apr 06, 2021

Batters faced: 5, Eastern Kentucky, Apr 06, 2021; at Western Carolina, Apr 13, 2021

Field chances: 2, UNC Asheville, Feb 26, 2020

Putouts: 1, Charlotte, Feb 18, 2020; UNC Asheville, Feb 26, 2020

Assists: 1, UNC Asheville, Feb 26, 2020

Runners CS: 1 [t-8th], Arkansas-Pine Bluff, Feb 23, 2021

Mark McLaughlin

Year	avg	gp-gs	ab	r	h	2b	3b	hr	rbi	tb	slg%	bb	hbp	so	gdp	ob%	sf	sh	sb-att	po	a	e	fld%
2020	.000	5-1	0	0	0	0	0	0	0	0	.000	0	0	0	0	.000	0	0	0-0	2	1	0	1.000
2021	.000	0-0	0	0	0	0	0	0	0	0	.000	0	0	0	0	.000	0	0	0-0	2	0	0	1.000
TOTAL	.000	5-1	0	0	0	0	0	0	0	0	.000	0	0	0	0	.000	0	0	0-0	4	1	0	1.000

Year	era	w-l	app	gs	cq	sho	sv	ip	h	r	er	bb	so	2b	3b	hr	bf	bavg	wp	hbp	bk	sfa	sha
2020	1.80	1-0	5	1	0	0/1	0	10.0	5	2	2	1	12	1	0	1	35	.147	0	0	0	0	0
2021	2.53	2-0	8	3	0	0/1	0	21.1	8	7	6	12	24	2	0	0	84	.113	1	1	0	0	0
TOTAL	2.30	3-0	13	4	0	0/2	0	31.1	13	9	8	13	36	3	0	1	119	.124	1	1	0	0	0

SINGLE-GAME HIGHS [all-time ranking]:

Innings pitched: 5.0, UNC Asheville, Feb 26, 2020; UNC Greensboro, Mar 13, 2021

Walks allowed: 3, Florida, Apr 10, 2021; Georgia State, Mar 07, 2021

Strikeouts: 6, Arkansas-Pine Bluff, Feb 24, 2021; UNC Greensboro, Mar 13, 2021

Batters faced: 20, UNC Greensboro, Mar 13, 2021

Field chances: 2, UNC Asheville, Feb 26, 2020

Putouts: 1, 4 times

Assists: 1, UNC Asheville, Feb 26, 2020

Runners CS: 1 [t-8th], Florida, Apr 10, 2021



Tennessee Volunteers Baseball Individual Career History



Jorel Ortega

Year	avg	gp-gs	ab	r	h	2b	3b	hr	rbi	tb	slg%	bb	hbp	so	gdp	ob%	sf	sh	sb-att	po	a	e	fld%
2021	.095	10-3	21	7	2	1	0	0	2	3	.143	6	2	10	0	.333	1	0	0-0	3	3	1	.857
TOTAL	.095	10-3	21	7	2	1	0	0	2	3	.143	6	2	10	0	.333	1	0	0-0	3	3	1	.857

SINGLE-GAME HIGHS [all-time ranking]:

Hits: 1, Eastern Kentucky, Apr 06, 2021; at Georgia Southern, Feb 21, 2021

Doubles: 1, at Georgia Southern, Feb 21, 2021

Total bases: 2, at Georgia Southern, Feb 21, 2021

RBI: 1, Eastern Kentucky, Apr 06, 2021; Arkansas-Pine Bluff, Feb 23, 2021

Runs scored: 2, Arkansas-Pine Bluff, Feb 23, 2021; Eastern Kentucky, Mar 23, 2021

Walks: 3 [t-5th], Eastern Kentucky, Mar 23, 2021

Hit by pitch: 1, Eastern Kentucky, Apr 06, 2021; Arkansas-Pine Bluff, Feb 23, 2021

Struck out: 2, at Georgia Southern, Feb 20, 2021; Indiana State, Feb 27, 2021

Sac flies: 1 [t-5th], Arkansas-Pine Bluff, Feb 23, 2021

At bats: 4, Arkansas-Pine Bluff, Feb 23, 2021

Field chances: 4, Arkansas-Pine Bluff, Feb 24, 2021

Putouts: 3, Arkansas-Pine Bluff, Feb 24, 2021

Assists: 2, Eastern Kentucky, Apr 06, 2021

Connor Pavolony

Year	avg	gp-gs	ab	r	h	2b	3b	hr	rbi	tb	slg%	bb	hbp	so	gdp	ob%	sf	sh	sb-att	po	a	e	fld%
2019	.228	44-34	101	20	23	6	1	2	17	37	.366	22	7	27	0	.391	3	3	1-1	278	41	2	.994
2020	.342	12-11	38	9	13	3	0	4	12	28	.737	3	1	6	2	.395	1	0	0-1	89	4	0	1.000
2021	.208	26-24	77	14	16	3	0	1	8	22	.286	13	5	26	4	.354	1	2	3-3	224	22	3	.988
TOTAL	.241	82-69	216	43	52	12	1	7	37	87	.403	38	13	59	6	.379	5	5	4-5	591	67	5	.992

SINGLE-GAME HIGHS [all-time ranking]:

Hits: 3, Tennessee Tech, May 14, 2019

Doubles: 2 [t-4th], UNC Asheville, Mar 13, 2019

Triples: 1 [t-1st], Fresno State, Mar 09, 2019

Home runs: 1, 7 times

Total bases: 5, UNC Asheville, Feb 26, 2020; George Washington, Mar 01, 2020

RBI: 4 [t-8th], vs UNCW, Jun 01, 2019

Runs scored: 3 [t-7th], 4 times

Walks: 3 [t-5th], at Alabama, Apr 3, 2021; Northern Kentucky, Feb 19, 2019; at Georgia, Mar 19, 2021

Hit by pitch: 2 [t-1st], Indiana State, Feb 26, 2021

Struck out: 3 [t-9th], at Kentucky, Apr 19, 2019; at Georgia, Mar 20, 2021

Sac flies: 1 [t-5th], 5 times

Sac bunts: 2 [t-1st], at Alabama, Apr 4, 2021; Ole Miss, May 16, 2019

At bats: 5, at Kentucky, Apr 19, 2019; LSU, Mar 27, 2021

Stolen bases: 1, 4 times

Caught stealing: 1 [t-2nd], vs Texas Tech, Feb 21, 2020

Field chances: 20 [2nd], Indiana, Feb 23, 2019

Putouts: 17 [t-2nd], Indiana, Feb 23, 2019; LSU, Mar 27, 2021

Assists: 4, vs Liberty, May 31, 2019

Runners CS: 2 [t-1st], Belmont, Apr 02, 2019; UNC Greensboro, Mar 14, 2021



Tennessee Volunteers Baseball Individual Career History



Ethan Payne

Year	avg	gp-gs	ab	r	h	2b	3b	hr	rbi	tb	slg%	bb	hbp	so	gdp	ob%	sf	sh	sb-att	po	a	e	fld%
2021	.222	8-0	9	3	2	0	0	0	0	2	.222	1	0	3	0	.300	0	0	0-0	7	2	0	1.000
TOTAL	.222	8-0	9	3	2	0	0	0	0	2	.222	1	0	3	0	.300	0	0	0-0	7	2	0	1.000

SINGLE-GAME HIGHS [all-time ranking]:

Hits: 1, Arkansas-Pine Bluff, Feb 23, 2021; Western Carolina, Mar 30, 2021

Total bases: 1, Arkansas-Pine Bluff, Feb 23, 2021; Western Carolina, Mar 30, 2021

Runs scored: 1, at Alabama, Apr 3, 2021; at Alabama, Apr 4, 2021; Arkansas-Pine Bluff, Feb 23, 2021

Walks: 1, Eastern Kentucky, Apr 06, 2021

Struck out: 2, Arkansas-Pine Bluff, Feb 23, 2021

At bats: 3, Arkansas-Pine Bluff, Feb 23, 2021

Field chances: 5, Arkansas-Pine Bluff, Feb 24, 2021

Putouts: 4, Arkansas-Pine Bluff, Feb 24, 2021

Assists: 1, Arkansas-Pine Bluff, Feb 23, 2021; Arkansas-Pine Bluff, Feb 24, 2021

Elijah Pleasants

Year	avg	gp-gs	ab	r	h	2b	3b	hr	rbi	tb	slg%	bb	hbp	so	gdp	ob%	sf	sh	sb-att	po	a	e	fld%
2019	.000	0-0	0	0	0	0	0	0	0	0	.000	0	0	0	0	.000	0	0	0-0	3	0	0	1.000
2020	.000	7-2	0	0	0	0	0	0	0	0	.000	0	0	0	0	.000	0	0	0-0	3	1	1	.800
2021	.000	0-0	0	0	0	0	0	0	0	0	.000	0	0	0	0	.000	0	0	0-0	0	8	1	.889
TOTAL	.000	7-2	0	0	0	0	0	0	0	0	.000	0	0	0	0	.000	0	0	0-0	6	9	2	.882

Year	era	w-l	app	gs	cg	sho	sv	ip	h	r	er	bb	so	2b	3b	hr	bf	bavg	wp	hbp	bk	sfa	sha
2019	2.45	0-0	11	1	0	0/1	0	11.0	2	6	3	7	5	0	0	0	44	.061	1	4	0	0	0
2020	1.42	1-0	7	2	0	0/2	0	12.2	13	3	2	5	9	5	0	0	55	.271	1	0	0	1	1
2021	4.08	2-1	7	2	0	0/1	0	17.2	18	10	8	3	12	2	0	2	74	.273	2	2	1	1	2
TOTAL	2.83	3-1	25	5	0	0/4	0	41.1	33	19	13	15	26	7	0	2	173	.224	4	6	1	2	3

SINGLE-GAME HIGHS [all-time ranking]:

Innings pitched: 6.0, at Austin Peay, Mar 03, 2021

Walks allowed: 3, at Arkansas, Apr 27, 2019; vs Stanford, Feb 23, 2020

Strikeouts: 6, at Austin Peay, Mar 03, 2021

Batters faced: 24, at Austin Peay, Mar 03, 2021

Field chances: 2, 5 times

Putouts: 2, Belmont, Apr 02, 2019; Charlotte, Feb 18, 2020

Assists: 2, at Georgia Southern, Feb 21, 2021; Indiana State, Feb 27, 2021; Georgia State, Mar 07, 2021

Runners CS: 1 [t-8th], Lipscomb, Apr 09, 2019; at Georgia Southern, Feb 21, 2021



Tennessee Volunteers Baseball Individual Career History



Jason Rackers

Year	avg	gp-gs	ab	r	h	2b	3b	hr	rbi	tb	slg%	bb	hbp	so	gdp	ob%	sf	sh	sb-att	po	a	e	fld%
Year	era	w-l	app	gs	cq	sho	sv	ip	h	r	er	bb	so	2b	3b	hr	bf	bavg	wp	hbp	bk	sfa	sha
2021	4.91	1-0	3	1	0	0/0	0	3.2	4	2	2	1	3	1	0	1	16	.267	2	0	0	0	0
TOTAL	4.91	1-0	3	1	0	0/0	0	3.2	4	2	2	1	3	1	0	1	16	.267	2	0	0	0	0

SINGLE-GAME HIGHS [all-time ranking]:

Innings pitched: 2.0, Arkansas-Pine Bluff, Feb 23, 2021

Walks allowed: 1, at Western Carolina, Apr 13, 2021

Strikeouts: 2, Arkansas-Pine Bluff, Feb 23, 2021

Batters faced: 8, Arkansas-Pine Bluff, Feb 23, 2021

Jake Rucker

Year	avg	gp-gs	ab	r	h	2b	3b	hr	rbi	tb	slg%	bb	hbp	so	gdp	ob%	sf	sh	sb-att	po	a	e	fld%
2019	.273	61-54	183	26	50	10	1	0	28	62	.339	21	5	28	3	.358	3	6	3-4	93	123	5	.977
2020	.339	17-17	62	15	21	4	1	3	13	36	.581	9	1	13	1	.425	1	1	2-2	15	23	1	.974
2021	.336	33-33	128	26	43	7	2	4	33	66	.516	18	4	38	0	.428	2	1	5-7	13	48	4	.938
TOTAL	.306	111-104	373	67	114	21	4	7	74	164	.440	48	10	79	4	.394	6	8	10-13	121	194	10	.969

SINGLE-GAME HIGHS [all-time ranking]:

Hits: 3, 8 times

Doubles: 2 [t-4th], at Arkansas, Apr 26, 2019

Triples: 1 [t-1st], 4 times

Home runs: 1, 7 times

Total bases: 6, Charlotte, Feb 18, 2020; Tennessee Tech, May 14, 2019

RBI: 5 [t-3rd], at Georgia, Mar 19, 2021

Runs scored: 3 [t-7th], at Kentucky, Apr 19, 2019

Walks: 2, 9 times

Hit by pitch: 1, 10 times

Struck out: 3 [t-9th], 6 times

Sac flies: 1 [t-5th], 6 times

Sac bunts: 1 [t-9th], 8 times

At bats: 6 [t-3rd], 6 times

Stolen bases: 1, 10 times

Caught stealing: 1 [t-2nd], at Alabama, Apr 4, 2021; at Georgia Southern, Feb 21, 2021; Indiana, Feb 24, 2019

Field chances: 10, Ole Miss, May 17, 2019

Putouts: 4, 5 times

Assists: 6 [t-8th], Morehead State, Apr 16, 2019; Ole Miss, May 17, 2019



Tennessee Volunteers Baseball Individual Career History



Evan Russell

Year	avg	gp-gs	ab	r	h	2b	3b	hr	rbi	tb	slg%	bb	hbp	so	gdp	ob%	sf	sh	sb-att	po	a	e	fld%
2018	.260	42-35	127	19	33	2	2	3	23	48	.378	16	5	26	4	.358	3	0	1-2	51	4	3	.948
2019	.274	55-50	168	30	46	11	0	6	39	75	.446	30	3	42	1	.382	6	0	5-5	16	0	2	.889
2020	.271	16-13	48	14	13	3	0	2	12	22	.458	9	2	10	1	.393	2	0	3-3	16	3	0	1.000
2021	.200	29-23	85	17	17	2	1	6	14	39	.459	14	0	27	2	.313	0	1	2-3	46	3	0	1.000
TOTAL	.255	142-121	428	80	109	18	3	17	88	184	.430	69	10	105	8	.363	11	1	11-13	129	10	5	.965

SINGLE-GAME HIGHS [all-time ranking]:

Hits: 3, 5 times

Doubles: 2 [t-4th], Indiana, Feb 22, 2019; Indiana, Feb 23, 2019

Triples: 1 [t-1st], UT Martin, Apr 10, 2018; at Georgia, Mar 19, 2021; Morehead State, May 01, 2018

Home runs: 3 [1st], LSU, Mar 27, 2021

Total bases: 12 [1st], LSU, Mar 27, 2021

RBI: 5 [t-3rd], LSU, Mar 27, 2021

Runs scored: 3 [t-7th], 4 times

Walks: 4 [t-1st], Northern Kentucky, Feb 19, 2019; vs North Florida, Mar 02, 2019

Hit by pitch: 1, 10 times

Struck out: 3 [t-9th], 5 times

Sac flies: 2 [t-1st], Texas A&M, Apr 20, 2018; Ole Miss, May 17, 2019

Sac bunts: 1 [t-9th], ETSU, Mar 16, 2021

At bats: 6 [t-3rd], vs Houston, Feb 22, 2020

Stolen bases: 1, 11 times

Caught stealing: 1 [t-2nd], at Western Carolina, Apr 13, 2021; at South Carolina, Mar 30, 2018

Field chances: 5, Florida, Apr 08, 2018; Texas A&M, Apr 21, 2018; at Alabama, Apr 3, 2021

Putouts: 5, Florida, Apr 08, 2018; Texas A&M, Apr 21, 2018; at Alabama, Apr 3, 2021

Assists: 2, Florida, Apr 07, 2018

Christian Scott

Year	avg	gp-gs	ab	r	h	2b	3b	hr	rbi	tb	slg%	bb	hbp	so	gdp	ob%	sf	sh	sb-att	po	a	e	fld%
2019	.321	21-7	28	5	9	3	0	0	1	12	.429	9	0	8	0	.486	0	0	1-1	11	0	0	1.000
2020	.286	13-1	14	5	4	0	0	0	3	4	.286	1	0	6	0	.313	1	0	1-1	7	1	0	1.000
2021	.241	18-6	29	9	7	2	0	0	5	9	.310	5	0	6	2	.343	1	0	1-1	16	1	0	1.000
TOTAL	.282	52-14	71	19	20	5	0	0	9	25	.352	15	0	20	2	.398	2	0	3-3	34	2	0	1.000

SINGLE-GAME HIGHS [all-time ranking]:

Hits: 3, Northern Kentucky, Feb 19, 2019

Doubles: 2 [t-4th], Arkansas-Pine Bluff, Feb 23, 2021

Total bases: 4, Northern Kentucky, Feb 19, 2019; Arkansas-Pine Bluff, Feb 23, 2021

RBI: 3, Arkansas-Pine Bluff, Feb 23, 2021

Runs scored: 2, Arkansas-Pine Bluff, Feb 23, 2021; Austin Peay, May 07, 2019

Walks: 2, Arkansas-Pine Bluff, Feb 24, 2021; vs Auburn, May 21, 2019

Struck out: 2, 4 times

Sac flies: 1 [t-5th], Arkansas-Pine Bluff, Feb 24, 2021; Longwood, Mar 03, 2020

At bats: 4, 4 times

Stolen bases: 1, Eastern Kentucky, Apr 06, 2021; Charlotte, Feb 18, 2020; Northern Kentucky, Feb 19, 2019

Field chances: 4, at Georgia Southern, Feb 19, 2021; vs Stanford, Feb 23, 2020; at Austin Peay, Mar 03, 2021

Putouts: 4, at Georgia Southern, Feb 19, 2021; at Austin Peay, Mar 03, 2021

Assists: 1, vs Stanford, Feb 23, 2020; Georgia State, Mar 06, 2021



Tennessee Volunteers Baseball Individual Career History



Zander Sechrist

Year	avg	gp-gs	ab	r	h	2b	3b	hr	rbi	tb	slg%	bb	hbp	so	gdp	ob%	sf	sh	sb-att	po	a	e	fld%
2021	.000	0-0	0	0	0	0	0	0	0	0	.000	0	0	0	0	.000	0	0	0-0	0	1	0	1.000
TOTAL	.000	0-0	0	0	0	0	0	0	0	0	.000	0	0	0	0	.000	0	0	0-0	0	1	0	1.000

Year	era	w-l	app	gs	cq	sho	sv	ip	h	r	er	bb	so	2b	3b	hr	bf	bavg	wp	hbp	bk	sfa	sha
2021	3.38	1-0	6	0	0	0/1	0	8.0	8	4	3	1	9	0	0	1	31	.276	0	0	0	1	0
TOTAL	3.38	1-0	6	0	0	0/1	0	8.0	8	4	3	1	9	0	0	1	31	.276	0	0	0	1	0

SINGLE-GAME HIGHS [all-time ranking]:

Innings pitched: 2.2, Eastern Kentucky, Mar 23, 2021

Walks allowed: 1, Georgia State, Mar 07, 2021

Strikeouts: 4, Eastern Kentucky, Mar 23, 2021

Batters faced: 8, Georgia State, Mar 07, 2021; Eastern Kentucky, Mar 23, 2021

Field chances: 1, ETSU, Mar 16, 2021

Assists: 1, ETSU, Mar 16, 2021

Runners CS: 1 [t-8th], ETSU, Mar 16, 2021

Camden Sewell

Year	avg	gp-gs	ab	r	h	2b	3b	hr	rbi	tb	slg%	bb	hbp	so	gdp	ob%	sf	sh	sb-att	po	a	e	fld%
2019	.000	0-0	0	0	0	0	0	0	0	0	.000	0	0	0	0	.000	0	0	0-0	6	5	0	1.000
2020	.000	1-1	0	0	0	0	0	0	0	0	.000	0	0	0	0	.000	0	0	0-0	0	0	0	.000
2021	.000	0-0	0	0	0	0	0	0	0	0	.000	0	0	0	0	.000	0	0	0-0	2	3	0	1.000
TOTAL	.000	1-1	0	0	0	0	0	0	0	0	.000	0	0	0	0	.000	0	0	0-0	8	8	0	1.000

Year	era	w-l	app	gs	cq	sho	sv	ip	h	r	er	bb	so	2b	3b	hr	bf	bavg	wp	hbp	bk	sfa	sha
2019	2.18	4-1	20	5	0	0/4	1	45.1	29	12	11	22	43	4	0	6	182	.185	2	1	0	0	2
2020	3.00	0-0	1	1	0	0/0	0	3.0	1	1	1	1	5	0	0	1	11	.100	0	0	0	0	0
2021	4.43	1-0	10	2	0	0/1	1	22.1	19	11	11	8	15	5	0	1	97	.226	4	3	0	1	1
TOTAL	2.93	5-1	31	8	0	0/5	2	70.2	49	24	23	31	63	9	0	8	290	.195	6	4	0	1	3

SINGLE-GAME HIGHS [all-time ranking]:

Innings pitched: 6.0, Middle Tennessee, Feb 27, 2019

Walks allowed: 3, Morehead State, Apr 16, 2019; Missouri, May 05, 2019; Ole Miss, May 17, 2019

Strikeouts: 5, Middle Tennessee, Feb 27, 2019; ETSU, Mar 10, 2020

Batters faced: 22, Morehead State, Apr 16, 2019

Field chances: 3, vs UNCW, Jun 01, 2019

Putouts: 2, Middle Tennessee, Feb 27, 2019; vs UNCW, Jun 01, 2019

Assists: 1, 8 times

Runners CS: 2 [t-1st], Missouri, May 05, 2019



Tennessee Volunteers Baseball Individual Career History



Liam Spence

Year	avg	gp-gs	ab	r	h	2b	3b	hr	rbi	tb	slg%	bb	hbp	so	gdp	ob%	sf	sh	sb-att	po	a	e	fld%
2020	.346	16-16	52	13	18	3	0	1	12	24	.462	12	0	10	0	.462	1	1	2-2	12	56	1	.986
2021	.405	31-31	111	35	45	8	2	2	21	63	.568	26	7	23	1	.538	1	1	5-6	21	57	3	.963
TOTAL	.387	47-47	163	48	63	11	2	3	33	87	.534	38	7	33	1	.514	2	2	7-8	33	113	4	.973

SINGLE-GAME HIGHS [all-time ranking]:

Hits: 3, 5 times

Doubles: 2 [t-4th], Georgia State, Mar 07, 2021

Triples: 1 [t-1st], Georgia State, Mar 06, 2021; UNC Greensboro, Mar 13, 2021

Home runs: 1, at Georgia Southern, Feb 21, 2021; Wright State, Mar 07, 2020; at Georgia, Mar 19, 2021

Total bases: 7, at Georgia, Mar 19, 2021

RBI: 4 [t-8th], at Georgia Southern, Feb 21, 2021; at Georgia, Mar 19, 2021

Runs scored: 3 [t-7th], Georgia State, Mar 07, 2021; UNC Greensboro, Mar 13, 2021; at Georgia, Mar 19, 2021

Walks: 3 [t-5th], Florida, Apr 11, 2021; at Alabama, Apr 4, 2021

Hit by pitch: 2 [t-1st], Georgia State, Mar 07, 2021

Struck out: 3 [t-9th], at Georgia Southern, Feb 19, 2021

Sac flies: 1 [t-5th], vs Stanford, Feb 23, 2020; UNC Greensboro, Mar 14, 2021

Sac bunts: 1 [t-9th], vs Stanford, Feb 23, 2020; Indiana State, Feb 28, 2021

At bats: 6 [t-3rd], Western Illinois, Feb 16, 2020

Stolen bases: 1, 7 times

Caught stealing: 1 [t-2nd], Eastern Kentucky, Mar 23, 2021

Field chances: 8, Western Illinois, Feb 15, 2020

Putouts: 4, Indiana State, Feb 27, 2021

Assists: 7 [t-2nd], Western Illinois, Feb 15, 2020; George Washington, Mar 01, 2020

Logan Steenstra

Year	avg	gp-gs	ab	r	h	2b	3b	hr	rbi	tb	slg%	bb	hbp	so	gdp	ob%	sf	sh	sb-att	po	a	e	fld%
2021	.325	17-11	40	11	13	8	1	0	6	23	.575	9	3	12	0	.472	1	2	3-3	37	25	5	.925
TOTAL	.325	17-11	40	11	13	8	1	0	6	23	.575	9	3	12	0	.472	1	2	3-3	37	25	5	.925

SINGLE-GAME HIGHS [all-time ranking]:

Hits: 2, Eastern Kentucky, Apr 06, 2021; at Alabama, Apr 4, 2021; Arkansas-Pine Bluff, Feb 23, 2021

Doubles: 2 [t-4th], at Alabama, Apr 4, 2021; Arkansas-Pine Bluff, Feb 23, 2021

Triples: 1 [t-1st], at Alabama, Apr 3, 2021

Total bases: 4, at Alabama, Apr 4, 2021; Arkansas-Pine Bluff, Feb 23, 2021

RBI: 3, Eastern Kentucky, Apr 06, 2021

Runs scored: 2, at Western Carolina, Apr 13, 2021; Arkansas-Pine Bluff, Feb 23, 2021

Walks: 2, at Western Carolina, Apr 13, 2021; Eastern Kentucky, Mar 23, 2021

Hit by pitch: 2 [t-1st], ETSU, Mar 16, 2021

Struck out: 3 [t-9th], Florida, Apr 11, 2021

Sac flies: 1 [t-5th], at Alabama, Apr 3, 2021

Sac bunts: 1 [t-9th], at Western Carolina, Apr 13, 2021; at Alabama, Apr 4, 2021

At bats: 4, 6 times

Stolen bases: 1, Eastern Kentucky, Apr 06, 2021; at Alabama, Apr 4, 2021; Western Carolina, Mar 30, 2021

Field chances: 12, Eastern Kentucky, Mar 23, 2021

Putouts: 8, Eastern Kentucky, Apr 06, 2021; Eastern Kentucky, Mar 23, 2021

Assists: 4, Florida, Apr 11, 2021



Tennessee Volunteers Baseball Individual Career History



Blade Tidwell

Year	avg	gp-gs	ab	r	h	2b	3b	hr	rbi	tb	slg%	bb	hbp	so	gdp	ob%	sf	sh	sb-att	po	a	e	fld%
2021	.000	0-0	0	0	0	0	0	0	0	0	.000	0	0	0	0	.000	0	0	0-0	3	7	0	1.000
TOTAL	.000	0-0	0	0	0	0	0	0	0	0	.000	0	0	0	0	.000	0	0	0-0	3	7	0	1.000

Year	era	w-l	app	gs	cq	sho	sv	ip	h	r	er	bb	so	2b	3b	hr	bf	bavg	wp	hbp	bk	sfa	sha
2021	2.91	4-1	8	8	0	0/0	0	43.1	45	17	14	12	43	11	1	4	181	.273	1	1	1	1	2
TOTAL	2.91	4-1	8	8	0	0/0	0	43.1	45	17	14	12	43	11	1	4	181	.273	1	1	1	1	2

SINGLE-GAME HIGHS [all-time ranking]:

Innings pitched: 7.1, at Georgia, Mar 21, 2021

Walks allowed: 3, Florida, Apr 11, 2021

Strikeouts: 7, Georgia State, Mar 06, 2021; LSU, Mar 28, 2021

Batters faced: 27, at Georgia, Mar 21, 2021

Field chances: 3, at Georgia Southern, Feb 20, 2021

Putouts: 1, Indiana State, Feb 27, 2021; at Georgia, Mar 21, 2021; LSU, Mar 28, 2021

Assists: 3, at Georgia Southern, Feb 20, 2021

Runners CS: 1 [t-8th], UNC Greensboro, Mar 14, 2021; at Georgia, Mar 21, 2021

Redmond Walsh

Year	avg	gp-gs	ab	r	h	2b	3b	hr	rbi	tb	slg%	bb	hbp	so	gdp	ob%	sf	sh	sb-att	po	a	e	fld%
2018	.000	0-0	0	0	0	0	0	0	0	0	.000	0	0	0	0	.000	0	0	0-0	1	2	0	1.000
2019	.000	0-0	0	0	0	0	0	0	0	0	.000	0	0	0	0	.000	0	0	0-0	2	5	1	.875
2020	.000	6-0	0	0	0	0	0	0	0	0	.000	0	0	0	0	.000	0	0	0-0	1	1	0	1.000
2021	.000	0-0	0	0	0	0	0	0	0	0	.000	0	0	0	0	.000	0	0	0-0	0	6	1	.857
TOTAL	.000	6-0	0	0	0	0	0	0	0	0	.000	0	0	0	0	.000	0	0	0-0	4	14	2	.900

Year	era	w-l	app	gs	cq	sho	sv	ip	h	r	er	bb	so	2b	3b	hr	bf	bavg	wp	hbp	bk	sfa	sha
2018	2.04	0-0	16	0	0	0/1	0	17.2	17	4	4	4	16	3	1	1	76	.243	2	1	1	1	0
2019	1.38	2-2	27	0	0	0/3	9	45.2	38	8	7	13	48	10	0	2	182	.232	1	3	0	0	2
2020	0.00	1-1	6	0	0	0/0	2	11.2	5	1	0	2	10	1	0	0	43	.125	0	0	0	0	1
2021	3.20	3-1	14	0	0	0/0	3	19.2	22	12	7	6	23	3	0	3	90	.272	1	1	1	0	2
TOTAL	1.71	6-4	63	0	0	0/4	14	94.2	82	25	18	25	97	17	1	6	391	.231	4	5	2	1	5

SINGLE-GAME HIGHS [all-time ranking]:

Innings pitched: 5.1, at Arkansas, Apr 28, 2019

Walks allowed: 2, 4 times

Strikeouts: 5, at Arkansas, Apr 28, 2019; Indiana State, Feb 28, 2021; UNC Greensboro, Mar 12, 2021

Batters faced: 23, at Arkansas, Apr 28, 2019

Field chances: 4, vs Liberty, Jun 02, 2019

Putouts: 1, 4 times


Assists: 4, vs Liberty, Jun 02, 2019

Runners CS: 1 [t-8th], vs Liberty, Jun 02, 2019; at Vanderbilt, Mar 30, 2019

TV / RADIO SPOTTING CHART




1 • Drew Gilbert
 So. • OF/LHP



2 • Max Ferguson
 Jr. • INF/OF



4 • Liam Spence
 Sr. • INF



5 • Logan Streenstra
 So. • INF



6 • Evan Russell
 Sr. • OF



7 • Jake Rucker
 Jr. • INF



8 • Christian Scott
 Jr. • OF



9 • Jorel Ortega
 So. • INF



10 • Pete Derkay
 Sr. • UTL



11 • Will Heflin
 Sr. • LHP



12 • Kyle Booker
 Fr. • OF



13 • Cortland Lawson
 So. • INF



14 • Charlie Taylor
 Fr. • C



15 • Shawn Scott
 Fr. • LHP



16 • Camden Sewell
 Jr. • RHP



17 • Connor Pavolony
 Jr. • C



18 • Hunter Ensley
 Fr. • OF



19 • Jackson Greer
 Sr. • C



20 • Connor Housley
 So. • RHP



21 • Trey Lipscomb
 Jr. • INF




25 • Christian Delashmit
 So. • RHP



26 • Jason Rackers
 R-Jr. • RHP



27 • Jordan Beck
 So. • OF



28 • Elijah Pleasants
 Jr. • RHP



29 • Blade Tidwell
 Fr. • RHP



30 • Ethan Payne
 So. • INF/OF



31 • Jackson Leath
 Sr. • RHP



32 • Sean Hunley
 Sr. • RHP



33 • Mark McLaughlin
 So. • RHP



34 • Hollis Fanning
 Fr. • RHP



35 • Kirby Connell
 So. • LHP



36 • Chad Dallas
 Jr. • RHP




37 • Brock Lucas
 Fr. • INF/RHP



40 • Luc Lipcius
 R-Jr. • 1B



41 • Will Mabrey
 So. • LHP



42 • Jake Fitzgibbons
 Fr. • LHP



44 • Charez Butcher
 Fr. • RHP



46 • Redmond Walsh
 R-Sr. • LHP



48 • Zander Sechrist
 Fr. • LHP




22 • Tony Vitello
 Head Coach



3 • Frank Anderson
 Assistant Coach



24 • Josh Elander
 Assistant Coach



23 • Ross Kivett
 Assistant Coach



Quentin Eberhardt
 Director of Baseball
 Sports Performance



Chad Zurcher
 Director of Operations



Jeff Wood
 Associate Director of
 Sports Medicine