



APRIL 23-25, 2021

131 SEASONS

38 NCAA APPEARANCES

11 COLLEGE WORLD SERIES APPEARANCES

17 MLB FIRST ROUND DRAFT PICKS

## 2021 Schedule &amp; Results

February (5-2)

State Farm College Baseball Showdown (Arlington, Texas; Globe Life Field)

20 vs. No. 9 Texas (1) FloBaseball.tv W, 8-3

21 vs. No. 10 TCU (1) FloBaseball.tv L, 2-3

22 vs. No. 3 Texas Tech (1) FloBaseball.tv W, 11-5

23 JACKSON STATE SECN+ postponed

24 JACKSON STATE SECN+ W, 7-3

26 TULANE SECN+ L, 3-7

27 TULANE SECN+ W, 9-5

28 TULANE SECN+ W, 5-4

March (12-5, 2-4 SEC)

Trustmark Park (Pearl, Miss.)

2 vs. Southern Miss (2) -- W, 4-1

5 KENT STATE SECN+ W, 8-3

6 KENT STATE SECN+ L, 5-9

7 KENT STATE SECN+ W, 13-0

9 GRAMBLING SECN+ W, 10-0

10 LOUISIANA-LAFAYETTE SECN+ W, 4-0

12 EASTERN MICHIGAN SECN+ W, 14-0

13 EASTERN MICHIGAN SECN+ W, 4-1

14 EASTERN MICHIGAN SECN+ W, 4-1

16 SAMFORD SECN+ W, 10-2

19 at No. 10 LSU \* SEC Network W, 6-1

20 at No. 10 LSU \* SECN+ W, 3-0

21 at No. 10 LSU \* SECN+ L, 3-8

24 NORTH ALABAMA SECN+ W, 18-1

26 No. 1 ARKANSAS \* SECN+ L, 2-8

27 No. 1 ARKANSAS \* SECN+ L, 5-11

28 No. 1 ARKANSAS \* SEC Network L, 4-6

30 MISSISSIPPI VALLEY STATE SECN+ postponed

April (11-1, 8-1 SEC)

1 No. 21 KENTUCKY \* ESPNU W, 8-1

2 No. 21 KENTUCKY \* SEC Network W, 3-2

3 No. 21 KENTUCKY \* SECN+ W, 4-3

6 SOUTHERN SECN+ W, 15-1

9 at Auburn \* SECN+ W, 6-5

10 at Auburn \* SECN+ W, 7-2

11 at Auburn \* SEC Network W, 19-10

13 ARKANSAS STATE SECN+ W, 18-10

16 No. 6 OLE MISS \* SEC Network W, 5-2

17 No. 6 OLE MISS \* SECN+ L, 0-9

18 No. 6 OLE MISS \* SECN+ W, 7-5

20 UAB SECN+ W, 19-7

23 at No. 3 Vanderbilt \* SEC Network 7 p.m.

24 at No. 3 Vanderbilt \* ESPNU 7 p.m.

25 at No. 3 Vanderbilt \* SECN+ 1 p.m.

30 TEXAS A&amp;M \* SECN+ 6:30 p.m.

May

1 TEXAS A&amp;M \* SECN+ 2 p.m.

2 TEXAS A&amp;M \* SEC Network 2 p.m.

5 at The Citadel -- 6 p.m.

7 at South Carolina \* SECN+ 6 p.m.

8 at South Carolina \* SECN+ 3 p.m.

9 at South Carolina \* SEC Network 1 p.m.

11 UT MARTIN SECN+ 6:30 p.m.

13 MISSOURI \* ESPNU 7:30 p.m.

14 MISSOURI \* SECN+ 6:30 p.m.

15 MISSOURI \* SECN+ 1 p.m.

18 JACKSONVILLE STATE SECN+ 6:30 p.m.

20 at Alabama \* SECN+ 6 p.m.

21 at Alabama \* SECN+ 6 p.m.

22 at Alabama \* SECN+ 1 p.m.

All times central and subject to change

HOME GAMES IN BOLD CAPS | \* - Southeastern Conference game

(1) - Globe Life Field; Arlington Texas | (2) - Trustmark Park; Pearl, Miss.

## Mississippi State

Record (SEC): 28-8 (10-5)

H/A/N: 20-6 / 5-1 / 3-1

Rankings: Baseball America - 2, CBN - 4

D1Baseball - 4, NCBWA - 4

Perfect Game - 4, USA Today - 4

Head Coach: Chris Lemonis

Record at MSU (Yrs.): 92-27 (3rd)

Career Record (Yrs): 233-118-2 (7th)

Batting Average: .281

Runs Per-Game: 7.5

Hits Per-Game: 9.4

Slugging Percentage: .452

ERA: 3.46

K's/BB Ratio: 3.46/1

Batting Average Against: .204

First Year of Baseball: 1885 (131st season)

Program Record: 2,732-1,588-29 (.631)

## Vanderbilt

Record (SEC): 29-6 (11-4)

H/A/N: 19-4 / 10-2 / --

Rankings: Baseball America - 3, CBN - 2

D1Baseball - 2, NCBWA - 2

Perfect Game - 6, USA Today - 2

Head Coach: Tim Corbin

Record at VU (Yrs.): 782-365-1 (19th)

Career Record (Yrs): 888-503-1 (25th)

Batting Average: .306

Runs Per-Game: 7.5

Hits Per-Game: 10.5

Slugging Percentage: .522

ERA: 2.79

K's/BB Ratio: 3.39/1

Batting Average Against: .176

## The Rotation

Friday, April 23, 2021

MSU: Christian MacLeod, RHP, Fr. (3Y) 3-2, 2.83 ERA

VU: Kumar Rocker, RHP, Jr. 8-1, 1.64 ERA

Saturday, April 24, 2021

MSU: Will Bednar, RHP, Fr. (2Y) 2-1, 3.55 ERA

VU: Jack Leitter, RHP, So. 7-0, 0.98 ERA

Sunday, April 25, 2021

MSU: Jackson Fristoe, RHP, Fr. 3-2, 4.13 ERA

VU: TBA

## Gameday Information

## No. 2 Mississippi State at No. 3 Vanderbilt

Hawkins Field (Nashville, Tenn.)

	Friday	Saturday	Sunday
First Pitch:	7 p.m. CT	7 p.m. CT	1 p.m. CT
TV:	SEC Network	ESPN	--
Internet Stream:	SEC Network+	SEC Network+	SEC Network+
Radio:	MSU Radio Network (100.9 FM locally)	MSU Radio Network (100.9 FM locally)	MSU Radio Network (100.9 FM locally)
Audio Stream:	HailState.com/plus	HailState.com/plus	HailState.com/plus

## What's Inside

- Mississippi State will spend its ninth straight week ranked among the top five by at least one of the major polls, sitting as high as No. 2 per Baseball America.

## FULL POLLS ON PAGE 6

- Mississippi State has posted a winning weekend in eighth of nine weekends during the 2021 season, including four of five in SEC play.
- The Diamond Dawgs have won 11 of 12 games in the month of April, including a 5-1 record against ranked opponents and an 8-1 mark in SEC play. That stretch includes seven straight SEC games, which is the longest SEC winning streak by any conference team this season.
- State has now won 13 of its last 16 SEC series dating back to the final regular season weekend of 2018.
- The Bulldog pitching staff has fanned at least 10 batters in a school-record 16 straight games entering the week. State leads the NCAA with 464 strikeouts and is No. 2 nationally in K/BB ratio (3.46).

- After the first two-save weekend of his career, second-year freshman Landon Sims was tabbed SEC Newcomer of the Week. It is his second weekly award from the conference office, after garnering SEC Co-Pitcher of the Week during the opening weekend.
- Junior Rowdey Jordan enters the weekend on a 21-game reached base streak. He is hitting .378 over that stretch with 25 runs scored and 13 RBIs. He has eight walks and 11 hit-by-pitch for a .500 on-base percentage in the 21 games.
- The trio of Jordan, Tanner Allen and Kamren James are all hitting over .300 in SEC play. Jordan leads the team with a .351 average, followed by Allen at .333 and James at .310.
- On the season, MSU's pitching staff has allowed 35 home runs, but just 10 of them have accounted for multiple runs. State has allowed 25 solo home runs and another eight have been two-run home runs.

## What's Inside

P2	Roster & Quick Facts	P8-9	News & Notes	P12-13	The Last Time...
P3	Inside the Series/Probable Starters	8	Multi Games/Streaks	12	Home Run Tracker
P4	Head coach Chris Lemonis	9	State to The Show	13	Exit Velocities
P5	Dudy Noble Field	P10-11	Bump Day	P14-20	2021 Statistics
P6	SEC Update/National Polls	10	Honors Tracker	P20	Pen Production
P7	Mississippi State When.../How It Was Won	11	National Rankings		



## 2021 Roster

### Numerical

#	Name	Pos.	B/T	Ht.	Wt.	Cl./Exp.	Hometown/High School (Previous School)
2	KC Hunt	RHP	L/R	6-3	200	So./Fr.	Wycoff, N.J./Ramapo
3	Scotty Dubrule	IF	L/R	5-10	175	Gr./Sr.	Venice, Fla./Venice (Jacksonville)
4	Rowdey Jordan	OF	S/R	5-10	190	Sr./Jr.	Auburn, Ala./Auburn
5	Tanner Allen	OF	L/R	5-11	190	Sr./Jr.	Theodore, Ala./UMS- Wright Prep
6	Kamren James	IF	R/R	6-2	205	So./Fr.	Southaven, Miss./DeSoto Central
7	Brandon Smith	RHP	R/R	6-3	220	Jr./So.	Richland, Miss./Richland
8	Drew McGowan	OF	L/R	6-1	180	So./Fr.	Hopkinsville, Ky./University Heights Academy
10	Josh Hatcher	IF/OF	L/L	6-2	200	Sr./Jr.	Albany, Ga./Lee County
11	Kellum Clark	IF	L/R	6-4	205	Fr./Fr.	Brandon, Miss./Brandon
12	Davis Meche	IF	L/R	5-10	165	Fr./Fr.	Lake Charles, La./Barbe
13	Davis Rokose	LHP	L/L	6-0	205	So./Fr.	Johns Creek, Ga./Chattahoochee
14	Riley Self	RHP	R/R	6-4	230	Gr./Sr.	Coldwater, Miss./Magnolia Heights School
15	Cade Smith	RHP	L/R	6-1	190	Fr./Fr.	Southaven, Miss./DeSoto Central
17	Stone Simmons	RHP	R/R	6-4	235	So./Fr.	Houston, Texas/ The Kindaoid School (Furman)
18	Chase Patrick	RHP	R/R	5-9	170	So./Fr.	Ellaville, Ga./Schley County (Chattahoochee C.C.)
19	Logan Tanner	C	R/R	6-0	230	So./Fr.	Lucedale, Miss./George County
20	Luke Hancock	C	L/R	5-11	195	Jr./So.	Houston, Miss./Houston
23	Landon Sims	RHP	R/R	6-2	235	So./Fr.	Cumming, Ga./South Forsythe
24	Will Bednar	RHP	R/R	6-2	235	So./Fr.	Valencia, Pa./Mars Area
25	Kyte McDonald	OF	R/R	5-10	180	So./Fr.	San Antonio, Texas/ Antonian
26	Xavier Lovett	RHP	R/R	5-11	185	So./Fr.	Houston, Texas/ Westfield
27	Jackson Fristoe	RHP	R/R	6-4	210	Fr./Fr.	Paducah, Ky./Paducah Tilghman
28	Christian MacLeod	LHP	L/L	6-4	220	Jr./Fr.	Huntsville, Ala./Huntsville
29	Carlisle Koestler	RHP	R/R	5-11	190	Gr./Sr.	Vicksburg, Miss./Warren Central (Southeastern Louisiana)
31	Tanner Leggett	IF	R/R	5-10	155	Sr./Jr.	Raymond, Miss./Central Hinds Academy (Northwest Mississippi C.C.)
32	Parker Stinnett	RHP	R/R	6-1	190	Jr./So.	Oxford, Miss./Oxford (Northwest Mississippi C.C.)
33	Brad Cumbest	OF	R/R	6-5	250	Jr./So.	Hurley, Miss./East Central
34	Shane Lewis	IF	S/R	6-0	200	Fr./Fr.	Vicksburg, Miss./Warren Central
35	Preston Johnson	RHP	R/R	6-4	250	Jr./So.	Crystal Springs, Miss./Copiah Academy (Hinds C.C.)
36	Brayland Skinner	OF	L/L	5-10	175	Sr./So.	Lake Cormorant, Miss./Lake Cormorant (Northwest Mississippi C.C.)
37	Eric Cerantola	RHP	R/R	6-5	225	Jr./So.	Oakville, Ontario/Ecole Secondaire Catholique Sainte-Trinite
38	Kole Alford	LHP	R/L	6-2	175	So./Fr.	McComb, Miss./North Pike Senior (Pearl River C.C.)
39	Mikey Tepper	RHP	L/R	6-0	210	Fr./Fr.	Fort Mill, S.C./Fort Mill
40	Jaxen Forrester	RHP	R/R	6-0	195	Sr./Jr.	Spanish Fort, Ala./Spanish Fort (East Mississippi C.C.)
43	Lane Forsythe	IF	R/R	5-10	170	Fr./Fr.	Humboldt, Tenn./Trinity Christian Academy
44	Kace Garner	C	R/R	6-1	195	Jr./So.	Brandon, Miss./ Northwest Rankin (Meridian C.C.)
45	Cam Tullar	LHP	R/L	6-1	215	Jr./So.	Brighton, Mich./Brighton (Wabash Valley (Ill.) College)
46	Austin Reed	OF	R/R	6-0	190	Fr./Fr.	Buckner, Ky./Oldham County
47	Drew Talley	RHP	R/R	6-3	220	Sr./Jr.	Huntsville, Ala./Huntsville (Wallace State C.C.-Hanceville)
48	Houston Harding	LHP	L/L	6-1	230	Sr./Jr.	Walls, Miss./Evangelical Christian School (Itawamba C.C.)
49	Corbin Grantham	OF	R/R	5-10	185	Fr./Fr.	Gainesville, Fla./Buchholz
50	Brandon Pimentel	IF/OF	L/L	6-3	220	Jr./So.	El Paso, Texas/Socorro (Howard C.C.)
51	Dylan Carmouche	LHP	S/L	6-5	225	Fr./Fr.	Denham Springs, La./LSU Laboratory
55	Spencer Price	RHP	R/R	6-2	235	Gr./Sr.	Olive Branch, Miss./DeSoto Central (Meridian C.C.)

22 Chris Lemonis - Head Coach (Third Season at Mississippi State, Sixth Overall; The Citadel, 1992)

21 Jake Gautreau - Assistant Coach (Fourth Season; Tulane, 2011)

42 Scott Foxhall - Assistant Coach (Third Season; College of Charleston, 2004)

0 Kyle Cheesebrough - Volunteer Assistant Coach (Third Season; Louisville, 2010)

### Alphabetical

#	Name	Pos.	B/T	Ht.	Wt.	Cl./Exp.
38	Alford, Kole	LHP	R/L	6-2	175	So./Fr.
5	Allen, Tanner	OF	L/R	5-11	190	Sr./Jr.
24	Bednar, Will	RHP	R/R	6-2	235	So./Fr.
51	Carmouche, Dylan	LHP	S/L	6-5	225	Fr./Fr.
37	Cerantola, Eric	RHP	R/R	6-5	225	Jr./So.
0	Cheesebrough, Kyle	Assistant Coach				
11	Clark, Kellum	IF	L/R	6-4	205	Fr./Fr.
33	Cumbest, Brad	OF	R/R	6-5	250	Jr./So.
3	Dubrule, Scotty	IF	L/R	5-10	175	Gr./Sr.
40	Forrester, Jaxen	RHP	R/R	6-0	195	Sr./Jr.
43	Forsythe, Lane	IF	R/R	5-10	170	Fr./Fr.
42	Foxhall, Scott	Assistant Coach				
27	Fristoe, Jackson	RHP	R/R	6-4	210	Fr./Fr.
44	Garner, Kace	C	R/R	6-1	195	Jr./So.
21	Gautreau, Jake	Assistant Coach				
49	Grantham, Corbin	OF	R/R	5-10	185	Fr./Fr.
20	Hancock, Luke	C	L/R	5-11	195	Jr./So.
48	Harding, Houston	LHP	L/L	6-1	230	Sr./Jr.
10	Hatcher, Josh	IF/OF	L/L	6-2	200	Sr./Jr.
2	Hunt, KC	RHP	L/R	6-3	200	So./Fr.
6	James, Kamren	IF	R/R	6-2	205	So./Fr.
35	Johnson, Preston	RHP	R/R	6-4	250	Jr./So.
4	Jordan, Rowdey	OF	S/R	5-10	190	Sr./Jr.
29	Koestler, Carlisle	RHP	R/R	5-11	190	Gr./Sr.
31	Leggett, Tanner	IF	R/R	5-10	155	Sr./Jr.
22	Lemonis, Chris	Head Coach				
34	Lewis, Shane	IF	S/R	6-0	200	Fr./Fr.
26	Lovett, Xavier	RHP	R/R	5-11	185	So./Fr.
28	MacLeod, Christian	LHP	L/L	6-4	220	Jr./Fr.
25	McDonald, Kyte	OF	R/R	5-10	180	So./Fr.
8	McGowan, Drew	OF	L/R	6-1	180	So./Fr.
12	Meche, Davis	IF	L/R	5-10	165	Fr./Fr.
18	Patrick, Chase	RHP	R/R	5-9	170	Sr./Jr.
50	Pimentel, Brandon	IF/OF	L/L	6-3	220	Jr./So.
55	Price, Spencer	RHP	R/R	6-2	235	Gr./Sr.
46	Reed, Austin	OF	R/R	6-0	190	Fr./Fr.
13	Rokose, Davis	LHP	L/L	6-0	205	So./Fr.
14	Self, Riley	RHP	R/R	6-4	230	Gr./Sr.
17	Simmons, Stone	RHP	R/R	6-4	235	So./Fr.
23	Sims, Landon	RHP	R/R	6-2	235	So./Fr.
36	Skinner, Brayland	OF	L/L	5-10	175	Sr./So.
7	Smith, Brandon	RHP	R/R	6-3	220	Jr./So.
15	Smith, Cade	RHP	L/R	6-1	190	Fr./Fr.
32	Stinnett, Parker	RHP	R/R	6-1	190	Jr./So.
47	Talley, Drew	RHP	R/R	6-3	220	Sr./Jr.
19	Tanner, Logan	C	R/R	6-0	230	So./Fr.
39	Tepper, Mikey	RHP	L/R	6-0	210	Fr./Fr.
45	Tullar, Cameron	LHP	R/L	6-1	215	Jr./So.

### Pronunciation Guide

Dylan Carmouche	car-MOO-sh
Eric Cerantola	Sare-an-TOE-la
Scotty Dubrule	Duh-bruul
Jaxen Forrester	Jackson Forest-er
Jake Gautreau	Go-TRO (long o)
Rowdey Jordan	Rouw-D
Carlisle Koestler	Car-lie-ul Kess-lur
Chris Lemonis	Luh-MOE-niss
Xavier Lovett	Pronounce the X
Christian MacLeod	Mc-CLOUD
Davis Meche	Mesh
Brandon Pimentel	Pim-in-tell
Davis Rokose	Row-cohs
Mikey Tepper	Mike-EE
Cameron Tullar	TUH-lur

### Program Quick Facts

#### School Information

Location	Starkville, Mississippi
Founded	1878
Enrollment	22,226
President	Dr. Mark E. Keenum
Faculty Representative	Dr. Steven Turner
Director of Athletics	John Cohen
Twitter	@JohnCohenAD
Affiliation	NCAA Division I
Conference	Southeastern - Western Division
Nickname	Bulldogs
Colors	Maroon and White

#### Stadium

Name	Dudy Noble Field, Polk-DeMent Stadium
Capacity	15,000+
Field Dimensions	Left-330, Left Center-385, Center-400, Right Center-380, Right-305

#### 2020 Team Information

Overall Record (SEC; Finish)	12-4 (--)
Home/Away/Neutral	10-2/1-2/2-0
Postseason	--
Lettermen Returning/Lost	24/7
Position Starters Returning/Lost	8/2
Pitchers Returning/Lost	12/2
Newcomers	19 (10 Freshmen, 9 Transfers)

#### Program Information

First Year of Baseball	1885 (131st season)
First Year in SEC	1933 (Charter Member)
All-Time Record (Win %)	2,732-1,588-29 (.631)
All-Time SEC Record (Win %)	969-827-3 (.538)
SEC Championships (Last)	11 (2016)
SEC Tournament Championships (Last)	7 (2012)
NCAA Tournaments (Last)	38 (2019)
NCAA Super Regionals (Last)	9 (2019)
College World Series (Last)	11 (2019)

## Scorecard Summaries

2021 statistics listed | Probable starters based on previous games

Pos.	Name	Elg.	B/T	Ht./Wt.	Avg.	R	H	RBI	Notes
C	Logan Tanner	Fr. (2Y)	R/R	6-0/230	.262	22	32	28	First collegiate hit was a home run; Drove in the game-tying run vs. Tulane (2/27) in the ninth inning
1B	Josh Hatcher	Jr.	L/L	6-2/195	.195	15	24	12	Owens 123 career starts; Career-long 14-game reached base streak ended vs. Southern Miss on March 3
2B	Scotty Dubrule	Gr.	L/R	5-10/175	.283	26	30	16	NCAA career active leader in hits (276) and games played (231); Owens seven multi-hit games in 2021
--or--	Tanner Leggett	Jr.	R/R	5-10/155	.317	12	13	3	Started all three games at Auburn; Doubled and scored the game winning run in series opener at Auburn (4/9); Hit first career HR vs. UAB (4/20)
SS	Lane Forsythe	Fr.	R/R	5-10/170	.305	19	25	11	Made first career start against Kent State (3/7) and capped no-hitter with over-the-shoulder grab for final out
3B	Kamren James	Fr. (2Y)	R/R	6-2/205	.301	28	40	39	Has at least one RBI in 19 games this season; Tabbed SEC Newcomer of the Week after hitting .467 during week eight (Southern, at Auburn)
LF	Brayland Skinner	So.	L/L	5-10/175	.224	13	13	9	Made first career start at LSU (3/19) and his a home run as part of a 3-for-3 game with three RBIs
CF	Rowdey Jordan	Jr.	S/R	5-10/190	.311	40	42	24	Closing in on the 200-hit mark (198); Career batting average of .307; Made 168 career starts in the outfield
RF	Tanner Allen	Jr.	L/R	5-11/190	.344	38	44	37	Career .320 hitter with 223 hits, 153 RBIs and 139 runs scored; Looks to become 8th Diamond Dawg with 250 hits, 150 runs scored and 150 RBIs in a career
DH	Luke Hancock	So.	L/R	5-11/195	.252	23	29	35	Hit walk-off grand slam in middle game vs. Tulane (2/27); Hit two home runs against Samford (3/16); Career on-base percentage of .420

## Pitching Probables

\* - Game started



28 | Christian MacLeod | Fr. (3Y) | LHP

### Quick Stats

	W-L	ERA	BAA	IP	SO/BB
2021	3-2	2.83	.221	41.1	63/14
Career	7-2	2.17	.191	62.1	98/20

### Last Three Appearances

4/1/21	Kentucky *	W, 8-1
6.0 IP, 2 H, 11 K (Win)		
4/9/21	at Auburn *	W, 6-5
6.0 IP, 5 H, 2 R, 2 ER, 2 BB, 6 K (ND)		
4/16/21	No. 6 Ole Miss *	W, 5-2
5.0 IP, 4 H, 2 R, 2 ER, 2 BB, 5 K (ND)		




24 | Will Bednar | Fr. (2Y) | RHP

### Quick Stats

	W-L	ERA	BAA	IP	SO/BB
2021	2-1	3.55	.208	33.0	52/6
Career	2-1	2.98	.193	48.1	75/12

### Last Three Appearances

4/2/21	Kentucky *	W, 3-2
6.0 IP, 3 H, 2 R, 2 ER, 2 BB, 10 K (ND)		
4/10/21	at Auburn *	W, 7-2
7.0 IP, 4 H, 1 R, 1 ER, 7 K (Win)		
4/17/21	No. 6 Ole Miss *	L, 0-9
3.0 IP, 7 H, 6 R, 6 ER, 2 BB, 4 K (Loss)		



27 | Jackson Fristoe | Fr. | RHP

### Quick Stats

	W-L	ERA	BAA	IP	SO/BB
2021	3-2	4.08	.203	35.1	52/22
Career	3-2	4.08	.203	35.1	52/22

### Last Three Appearances

4/3/21	Kentucky *	W, 4-3
5.0 IP, 3 H, 2 R, 2 ER, 4 BB, 8 K (Win)		
4/11/21	at Auburn *	W, 19-10
3.0 IP, 5 H, 4 R, 4 ER, 4 BB, 6 K (ND)		
4/18/21	No. 6 Ole Miss *	W, 7-5
2.2 IP, 2 H, 1 R, 1 ER, 4 BB, 3 K (ND)		

## Career Situational Statistics

### Runners On Base (H-AB)

Name	'18	'19	'20	'21	Total	Avg.
Allen, Tanner	48-143	55-152	5-16	26-74	134-385	.348
Clark, Kellum	--	--	--	2-6	2-6	.333
Cumbest, Brad	--	11-28	1-8	5-21	17-57	.298
Dubrule, Scotty	--	--	--	18-48	18-48	.375
Forsythe, Lane	--	--	--	14-38	14-38	.368
Garner, Kace	--	--	--	2-9	2-9	.222
Hancock, Luke	--	8-18	3-11	19-58	30-87	.345
Hatcher, Josh	19-92	20-56	6-28	13-54	58-230	.252
James, Kamren	--	--	10-29	25-75	35-104	.337
Jordan, Rowdey	34-102	44-42	7-21	17-57	102-322	.317
Leggett, Tanner	--	--	1-7	5-20	6-27	.222
McDonald, Kyte	--	--	--	4-10	4-10	.400
McGowan, Drew	--	--	0-4	4-20	4-24	.167
Meche, Davis	--	--	--	2-8	2-8	.250
Pimentel, Brandon	--	--	8-30	3-8	11-38	.289
Skinner, Brayland	--	--	--	7-26	7-26	.269
Tanner, Logan	--	--	5-23	17-58	22-81	.272
<b>TOTAL</b>					<b>468-1,500</b>	<b>.312</b>

### Runners in Scoring Position (H-AB)

Name	2018	2019	2020	2021	Total	Avg.
Allen, Tanner	26-92	36-101	3-9	18-43	83-245	.339
Clark, Kellum	--	--	--	2-5	2-5	.400
Cumbest, Brad	--	6-17	0-4	3-14	9-35	.257
Dubrule, Scotty	--	--	--	12-28	12-28	.429
Forsythe, Lane	--	--	--	8-24	8-24	.333
Garner, Kace	--	--	--	2-6	2-6	.333
Hancock, Luke	--	9-25	2-6	14-42	25-73	.342
Hatcher, Josh	9-52	15-34	3-17	4-28	31-131	.237
James, Kamren	--	--	7-16	16-44	23-60	.383
Jordan, Rowdey	17-57	28-82	5-13	12-41	62-193	.321
Leggett, Tanner	--	--	0-3	0-9	0-12	--
McDonald, Kyte	--	--	--	2-7	2-7	.286
McGowan, Drew	--	--	0-1	3-10	3-11	.273
Meche, Davis	--	--	--	1-5	1-5	.200
Pimentel, Brandon	--	--	5-16	3-4	8-20	.400
Skinner, Brayland	--	--	--	7-20	7-20	.350
Tanner, Logan	--	--	3-15	13-37	16-52	.308
<b>TOTAL</b>					<b>294-927</b>	<b>.317</b>

## Inside The Series

### Scouting The Opponent

- Vanderbilt enters with a 29-6 overall record and an SEC East-leading 11-4 conference record.
- As an offense, Vanderbilt leads the SEC in batting average (.306) and slugging percentage (.522). The pitching staff is tops in the nation in hits allowed per nine inning (5.61).
- The offense is paced by Dominic Keegan and Carter Young, who are tied for the team lead with 33 RBIs and 43 hits apiece. Keegan paces the squad with a .398 batting average and Young leads with 13 doubles and nine home runs.
- Saturday starter Jack Leiter is 7-0 on the season in nine starts with a 0.98 ERA. In 55 1/3 innings of work, Leiter has 99 strikeouts and 22 walks. He is limiting opposing hitters to a .094 batting average.
- Friday night starter Kumar Rocker is 8-1 in nine starts with a 1.64 ERA in 55 innings of work. Opponents hit just .151 against the right-hander and he has fanned 81 to just 15 walks on the season.

### Series Notes

- Mississippi State and Vanderbilt will meet for the 125th time to open its series on Friday at Hawkins Field, with MSU owning a 71-51-2 advantage all-time.

Overall	Mississippi State leads 71-51-2
SEC Tournament:	Mississippi State leads 6-3
NCAA Tournament:	Tied 2-2

In Starkville	Mississippi State leads 37-23-1
In Birmingham	Mississippi State leads 30-24
Neutral Site	Tied 4-4-1

- The last five meetings between the two programs have come in the postseason, including four in the NCAA Tournament. State took dropped meetings in 2019 at the SEC Tournament and the College World Series, after beating Vanderbilt, 2-1, in the 2018 NCAA Nashville Super Regional.
- While MSU holds the overall lead in the series, Vanderbilt holds the edge in the recent meetings with a 15-10 edge in over the last 25 meetings.
- Mississippi State has won the last two series in Nashville with the NCAA Super Regional in 2018 and a regular season series in 2016.

### Series History

Recent history

Date	Location	Rankings MSU	Rankings VU	Result
3/18/2011	Nashville, Tenn.	--	2	VU, 0-10
3/19/2011	Nashville, Tenn.	--	2	VU, 0-4
3/20/2011	Nashville, Tenn.	--	2	MSU, 9-8
4/6/2012	Starkville	--	--	MSU, 7-4
4/7/2012	Starkville	--	--	VU, 3-4 (12)
4/8/2012	Starkville	--	--	MSU, 8-7
5/27/2012	Hoover, Ala.	--	--	MSU, 3-0
4/26/2013	Nashville, Tenn.	16	3	VU, 1-3
4/27/2013	Nashville, Tenn.	16	3	VU, 2-5
4/28/2013	Nashville, Tenn.	16	3	VU, 3-8
5/25/2013	Hoover, Ala.	16	1	VU, 8-16
3/21/2014	Starkville	21	6	MSU, 17-2
3/22/2014	Starkville	21	6	MSU, 6-3
3/23/2014	Starkville	21	6	VU, 1-5
3/18/2016	Nashville, Tenn.	15	5	MSU, 2-1 (13)
3/19/2016	Nashville, Tenn.	15	5	MSU, 5-4
3/20/2016	Nashville, Tenn.	15	5	VU, 6-12
3/16/2018	Starkville	--	14	VU, 0-5
3/17/2018	Starkville	--	14	VU, 1-10
3/18/2018	Starkville	--	14	VU, 3-4
6/8/2018 !	Nashville, Tenn.	--	--	MSU, 10-8
6/9/2018 !	Nashville, Tenn.	--	--	VU, 3-4
6/10/2018 !	Nashville, Tenn.	--	--	MSU, 10-6 (11)
5/23/2019 #	Hoover, Ala.	5	2	VU, 0-1
6/19/2019 !	Omaha, Neb.	5	2	VU, 3-6

Rankings from Baseball America | # - SEC Tournament | ! - NCAA Tournament



# CHRIS LEMONIS

## 22 HEAD COACH (THIRD SEASON)

### MYRTLE BEACH, S.C.

ALMA MATER: THE CITADEL, 1992



After arguably the most successful first year by a Southeastern Conference head baseball coach in conference history, Chris Lemonis begins his third season as the leader of the Mississippi State baseball program.

The 18th head coach in the storied history of the program, a journey of nearly 40 years came full circle when he was introduced on June 25, 2018 on Adkerson Plaza inside Dudy Noble Field. The son of a 1973 State graduate, Lemonis resided in Starkville as a child and now leads one of the perennial powerhouses in college baseball.

In his first season at the helm of the Diamond Dawgs, Lemonis became the winningest first-year head coach in SEC history and in the process led the 2019 edition to the second-most victories in program history at 52 (54; 1989). The 40 victories over MSU's first 50 games marked the third-most in the first 50 games of a season in program history and set the tone for State's second straight trip to the College World Series.

Lemonis became one of just three SEC head coaches to advance to the College World Series in their inaugural season in the conference, joining Jake Gibbs (Ole Miss, 1972) and fellow Diamond Dawg skipper Pat McMahon (Mississippi State, 1998).

Over his first two seasons, five Diamond Dawgs earned All-America honors and a trio of pitchers have garnered national specialty awards. Left-handed pitcher Ethan Small was tabbed the 2019 National Pitcher of the Year (College Baseball Foundation; American Baseball Coaches Association), while right-handed pitcher JT Ginn (2019) and left-handed pitcher Christian MacLeod (2020) earned back-to-back National Freshman of the Year honors. Ginn and Small each earned specialty awards from the SEC, as well, grabbing the conference's Freshman and Pitcher of the Year, respectively, in 2019.

After a school-record-tying 11 Diamond Dawgs heard their names called in the 2019 Major League Baseball First Year Player Draft, State tied for the most players drafted in the first two rounds of the 2020 MLB event. Small became the 15th Diamond Dawg taken in the first round of the MLB Draft in 2019, while Justin Foscue and Jordan Westburg each went in the first round of the 2020 event.

Owning a head coaching record of 205-110-2, Lemonis was also a part of nearly 800 wins as an assistant coach and three trips to the College World Series. During his time at Indiana, Lemonis' teams averaged 35.3 wins per season, including a 40-win campaign during his final season in Bloomington. He averaged 39.2 victories per year during his career in an assistant role (784 wins), bolstered by a 44.9 wins-per-season average at Louisville. The Cardinals were college baseball's winningest program during that eight-year span and made the program's first three trips to Omaha.

Lemonis not only understands what it takes to get to Omaha as a coach but also as a student-athlete. A 1992 graduate of The Citadel, Lemonis added a 1990 appearance in the College World Series as a student-athlete. The appearance makes The Citadel one of just three schools in Southern Conference history (Duke, Wake Forest) and only current member of the conference to advance to Omaha.

One of the top recruiters and player development coaches in the country, Lemonis has seen success at every coaching stop. After helping his alma mater, The Citadel, to five NCAA Regional appearances in 12 seasons as an assistant coach, Lemonis joined college teammate Dan McDonald's staff at Louisville and quickly turned the Cardinals into a consistent Omaha contender.

After helping Louisville to seven postseason berths in eight years, the 2013 American Baseball Coaches Association/Baseball America Assistant Coach of the Year headed to Indiana to take his first head coaching job with the Hoosier program in 2015.

In each of his head coaching stops, Lemonis has led his team to the NCAA postseason in his first season at the helm. He helped the Hoosiers into the NCAA Tournament field during his initial season in Bloomington, before he guided Mississippi State to the College World Series in 2019 — his first season in Starkville.

Overall, Lemonis enters his 27th season as a collegiate coach in 2021, making one College World Series appearance as a head coach, taking three trips to Omaha as an assistant, earning 16 NCAA tournament berths and aiding in four 50-win seasons. His pupils have earned 30 All-America honors, 15 Freshman All-America laurels and 82 have signed professional baseball contracts, with 17 getting the call up to Major League Baseball.

#### RECRUITING AND DEVELOPMENT

Widely regarded as one of the elite recruiters and developers of talent in all of college baseball, a total of 95 student-athletes have been selected in the Major League Baseball Draft under Lemonis' watch, with 17 of those reaching the highest level of professional baseball.

Since arriving at Louisville for the 2006-07 academic year, Lemonis has been a part of 13 nationally-ranked recruiting classes, including his first three classes at MSU. His initial Bulldog recruiting class was tabbed as the No. 12 class nationally by Baseball America and Perfect Game, while it earned the No. 9 ranking from Collegiate Baseball Newspaper. In 2019, he and his staff brought in another top-10 ranked class, finishing as high as No. 6 by Baseball America.

Over his first two seasons in Starkville, Lemonis has tutored 14 picks in the MLB First Year Player Draft, including three first rounders and one second rounder. Sixteen of Lemonis' Indiana players were taken in the MLB Draft in his final four years in Bloomington and 14 signed professional contracts. He also recruited and coached nine of the Hoosier's school-record 10 MLB Draft choices in 2019.

From 2007-14, Lemonis saw seven-straight classes ranked among the top-30 nationally, including the No. 12 national class for the 2011 recruiting cycle. In 2017, Baseball America revisited the Cardinals' 2013 class, re-ranking it No. 2 in the nation after the on-field success under Lemonis' watch. In 2018, the publication tabbed an un-ranked 2014 recruiting class — which included 2015 National Freshman of the Year and 2017 Golden Spikes Award winner Brendan McKay — as the No. 1 class in the publication's re-rankings.

Lemonis mentored and or recruited 47 student-athletes that signed professional contracts after being selected in the MLB Draft during his eight years as the top assistant and recruiting coordinator at Louisville, including a school-record 10 selections in the 2010 MLB Draft. He helped produce 10 first or second round draft choices over a seven-year span.

To date, 15 Cardinals who were recruited by and played for Lemonis have gone on to reach the big leagues. Those players include Nick Burdi, Adam Duvall, Chris Dominguez, Cody Ege, Adam Engel, Chad Green, Dean Kiekhefer, Matt Koch, Trystan Magnuson, Justin Marks, Kyle McGrath, Brendan McKay, B.J. Rosenberg, Nick Solak and Tony Zych. Over \$28 million in signing bonuses were accrued by Lemonis' Louisville draftees.

#### MISSISSIPPI STATE

Inheriting a team that is coming off of a trip to the College World Series doesn't always translate into immediate success, but Lemonis was able to build off that momentum as he began writing his chapter in Mississippi State history.

The 2020 squad was off to a 12-4 start with two wins each over Oregon State and No. 2 Texas Tech, before the season was shut down due to the COVID-19 pandemic. Though many publications didn't hand out postseason honors, Collegiate Baseball Newspaper tabbed left-handed pitcher Christian MacLeod the Co-National Freshman of the Year.

Along with the second-most single-season victories (52) during the 2019 season, his team also posted the second-best 20-, 30- and 40-game starts (18-2, 25-5, 32-8) in program history. He joined Pat McMahon as the only two Diamond Dawg dugout bosses to lead the program to the College World Series in their initial campaign and his 52 wins were the most by a first-year SEC head coach in the conference's history.

State saw four student-athletes earn first-team All-SEC, tying for the fourth-most selections in a single season in program history behind the five selections in 1949, 1971 and 1977. Ethan Small posted one of the most dominant seasons on the mound in program history, leading the nation in strikeouts and earning National and Southeastern Conference Pitcher of the Year honors. Right-handed pitcher JT Ginn was tabbed National Freshman of the Year and Southeastern Conference Freshman of the Year.

Along with Small, Tanner Allen, Justin Foscue and Jake Mangum each earned top honors from the SEC, and Foscue, Mangum and Small each grabbed at least one first-team All-America honor. Small became Mississippi State's seventh unanimous first-team All-American, joining Jeff Brantley (1985) and Chris Stratton (2012) as the only pitchers to accomplish the feat.

On the team side of things, State's offense led the nation in doubles to mark the first time in program history the Diamond Dawgs led the NCAA in an offensive or pitching category. The 166 doubles set a school record and rank No. 4 all-time in SEC history.

#### Personal

<b>Hometown:</b>	Myrtle Beach, S.C.
<b>Wife:</b>	Jill
<b>Children:</b>	Marissa & Mackenzie
<b>College:</b>	The Citadel, 1992

#### Coaching Career

2019-	Mississippi State Head Coach
2015-18	Indiana Head Coach
2007-14	Louisville Assistant Coach
2003-06	The Citadel Associate Head Coach
1995-2002	The Citadel Assistant Coach

#### Lemonis Year-by-Year

As a Head Coach		* - NCAA postseason canceled	
	School	Record	Postseason
2021	Mississippi State	28-8	---
2020 *	Mississippi State	12-4	***
2019	Mississippi State	52-15	College World Series
2018	Indiana	40-19	NCAA Regional
2017	Indiana	34-24-2	NCAA Regional
2016	Indiana	32-24	--
2015	Indiana	35-24	NCAA Regional
Totals	7th Season	233-118-2	4 NCAA Regionals
1 Super Regional, 1 College World Series			

As an Assistant Coach			
2014	Louisville	50-17	College World Series
2013	Louisville	51-14	College World Series
2012	Louisville	41-22	NCAA Regional
2011	Louisville	32-29	
2010	Louisville	50-14	NCAA Regional
2009	Louisville	47-18	NCAA Super Regional
2008	Louisville	41-21	NCAA Regional
2007	Louisville	47-24	College World Series
2006	The Citadel	34-27	
2005	The Citadel	25-34	
2004	The Citadel	39-28	NCAA Regional
2003	The Citadel	32-25	
2002	The Citadel	31-26	
2001	The Citadel	38-24	NCAA Regional
2000	The Citadel	39-20	
1999	The Citadel	41-20	NCAA Regional
1998	The Citadel	37-24	NCAA Regional
1997	The Citadel	37-21	
1996	The Citadel	33-26	
1995	The Citadel	39-21	NCAA Regional
Totals	20 Seasons	784-455	15 NCAA Regionals
Four NCAA Super Regionals, Three College World Series			





## Dudy Noble Field

### Biography

The largest on-campus facility in college baseball, Dudy Noble Field hosted its 55th season of Mississippi State baseball at the current site in 2021. With over 1,600 games played at the venue, the Diamond Dawgs own a .730 winning percentage at the facility, which recently received a \$68-million upgrade.

The field is named in honor of longtime MSU baseball coach, athletics director and ABCA Hall of Famer Clarke Randolph "Dudy" Noble. On April 27, 1998 the facility was renamed Dudy Noble Field, Polk-DeMent Stadium, honoring another ABCA Hall of Famer, former Bulldog skipper Ron Polk, and the late Gordon DeMent, a successful businessman and longtime fan of the Diamond Dawgs from Indianola, Mississippi.

### The Origin

From 1929 until 1964, Mississippi State hosted its baseball games at the original on-campus venue, Hardy Field, which was located several hundred yards to the south of the Bulldogs' home football venue, Davis Wade Stadium at Scott Field. The baseball field was closed following the 1964 season to make way for the construction of Dorman Hall and for the next two seasons the Diamond Dawgs played their home games at Redbird Park in Columbus, Mississippi, capturing SEC titles both seasons at their temporary home.

The tin-roofed grandstand and 2,000-seat bleachers from the original Dudy Noble Field were transported to the stadium's present site, which became playable for the 1967 campaign. Since that time, facility enhancements have followed at a steady pace to make the "Carnegie Hall of College Baseball" one of the finest all-around facilities on the road to Omaha. Among with numerous upgrades, the current site has seen two complete demolitions and reconstructions, the latest occurring during a three-year span (2017-19) and opening prior to the start of the 2019 campaign.

### Leading the Attendance Boom

With a laundry list of legendary names on its all-time roster, it comes as no surprise that Mississippi State ranks among the nation's attendance leaders year in and year out. The Dudy Noble Field faithful have sold out the reserved seating allotment every season since 1987.

Along with routinely hosting some of the largest crowds in the SEC, 11 of the last 13 three-day Super Bulldog Weekend series have drawn more than 25,000 fans.

MSU eclipsed the 200,000 mark in paid attendance at Dudy Noble Field for six-straight seasons between 2012-17, marking the first such occurrence in the program's history. In 2013, the Diamond Dawgs' five-millionth fan walked through the turnstiles at Dudy Noble Field. Since home attendance figures were charted starting in 1976, the "Carnegie Hall of College Baseball" has seen 6,720,459 fans rush through the gates.

In 20 of the last 21 seasons, Mississippi State has averaged 6,000 fans per game, including a record average of 8,899 during the 2019 campaign. Overall, State has eclipsed the 200,000-fan mark 12 times since 2002, with a school-record 373,784 viewing the 2019 home schedule.

Of the top 25 all-time college baseball on-campus attendances, Dudy Noble Field finds itself on the list 19 times, most notably owning the all-time on-campus attendance record of 15,586 on April 12, 2014. The Bulldogs own 16 of the top 17 marks in NCAA on-campus history and is the only NCAA baseball program to boast on-campus attendances of 14,000 or more. The five largest NCAA Super Regional crowds have all assembled in Starkville, Mississippi, as well.

From April 11-13, 2014, the Bulldog faithful flooded the gates at Dudy Noble Field to the tune of 39,181 fans for a three-game series versus Ole Miss. The nearly 40,000 fans on the weekend set an NCAA on-campus attendance record for a three-game series.

Dudy Noble Field has ushered in crowds of 10,000 or better 64 times, including 2007 NCAA Super Regional-record draws of 13,715 and 12,620 for nationally-televised, late-morning games against Clemson. In 2019, the first season of the "New Dude," the Diamond Dawgs garnered crowds of 10,000-plus a school-record 10 times.

Mississippi State has hosted 25 postseason events at the facility, including three NCAA District III Tournaments (1973-75), five SEC tournaments (1979, 81, 83, 88 & 95), 15 NCAA Regionals (1979, 84-85, 87-89, 90, 92, 97, 2000, 03, 13, 16 & 19) and three NCAA Super Regionals (2007, 16 & 19).

### The Left Field Lounge

The aura of Mississippi State baseball at Dudy Noble Field is certainly not confined to the loyal legions in the impressive grandstand, pro-style luxury sky suites or luxurious Left Field Lofts.

In fact, some of the more highly-prized seats at Bulldog baseball games are found beyond the outfield fence in the Left Field Lounge™. Waiting lists greet those seeking to purchase one of the 96 outfield lounges in the iconic two-level outfield tailgate.

Once a colorful assortment of pickup trucks, motor homes, and trailers — most equipped with grills — lined the outfield fence, completing a circle of humanity at Dudy Noble Field. Now, the permanent lounge spaces are connected to the concourse, allowing everyone to stroll through and experience the iconic lounge culture.

What began in the late 1960s as a popular gathering spot for baseball-loving MSU supporters now forms college baseball's largest tailgate party.

### The "New Dude"

The second demolition at the current site occurred following the 2017 season and the \$68 million facility opened its gates for the 2019 campaign. Architect Wier Boerner Allin, along with consultants Populous and famed stadium architect/State alum Janet Marie Smith designed the project, while construction manager ICM and general contractor JESCO Construction, Inc. oversaw the construction.

Covering 12 acres of land on the Mississippi State University campus, the 230,000 square foot facility carries on Dudy Noble Field's legacy as the "Carnegie Hall of College Baseball." Installation of the second largest scoreboard in college baseball, measuring 43 feet wide by 60 feet high, started the project in 2017. The board, which was the largest in college baseball upon installation, is larger than boards owned by three Major League Baseball teams. The addition of 96 permanent Left Field Lounge rigs encircling the outfield followed during the fall of 2018.

The concourse and lower-level grandstands were in place for the 2018 season, with the Diamond Suites, upper-deck reserved seating area and three unique club areas — Farm Bureau Triple Crown Club, Charlie and Dana Stephenson Omaha Club and The Rooftop Club — were completed prior to the 2019 campaign. The newest version of Dudy Noble Field also features increased restroom facilities and concession points of sale.

The player spaces also received an upgrade, expanding to cover 18,000 square feet underneath the facility. The fully-equipped Bruce and Julie Martin Locker Room includes an embedded equipment room, houses 40 wooden lockers and features an oversized, dimensional halo-lit '85 Script Mississippi State sign suspended overhead in the middle of the room.

The more spacious locker room includes an attached training room with whirlpool and fully-functional fueling station. The Mitch Moreland Hitting Tunnel, which is equipped with HitTrax, and Turner & Gloria Wingo Team Lounge are easily accessed from the home dugout, with the eye-popping player entrance and Hassell H. Franklin Omaha Room greeting players as they enter the facility. The Pat McMahon Pitching Lab is also housed under the stadium, featuring arm care and conditioning equipment, one oversized turfed mound with three pitching rubbers and state of the art video equipment.

### Top-25 Crowds

	Attendance	Opponent	Date
1.	15,586 *	Ole Miss	April 12, 2014
2.	15,078	Texas A&M	April 16, 2016
3.	14,991	Florida	April 22, 1989
4.	14,562	Auburn	April 20, 2013
5.	14,378	LSU	April 16, 1988
6.	13,761	Arkansas	April 25, 1992
7.	13,715 ^	Clemson	June 9, 2007
8.	13,691	Kentucky	April 8, 2017
9.	13,617	Georgia	April 8, 2006
10.	13,452 ^	Arizona	June 11, 2016
11.	13,338	Ole Miss	April 17, 2021
12.	13,224	Ole Miss	April 11, 2014
13.	13,132 ^	Stanford	June 8, 2019
14.	13,123	Ole Miss	April 15, 2000
15.	13,004	Florida	April 18, 2015
16.	12,913 ^	Arizona	June 10, 2016
17.	12,708	Auburn	April 24, 1993
18.	12,620 ^	Clemson	June 8, 2007
19.	12,360	Georgia	April 6, 2002
20.	12,343	Auburn	March 23, 2019
21.	12,034	Oregon State	February 22, 2020
22.	11,763	Auburn	April 12, 2003
23.	11,648	LSU	March 30, 2019
24.	11,597 ^	Stanford	June 9, 2019
25.	11,515	Ole Miss	April 2, 2016

\* - NCAA on-campus attendance record

^ - NCAA Regional

# - NCAA Super Regional

**NOTE:** Mississippi State owns 64 crowds of 10,000-plus in the history of the program. The top seven (6) crowds in Dudy Noble Field history are also the top seven (6) on-campus crowds in NCAA history.



## SEC Update

### Standings

Western Division										
	SEC	Pct.	GB	Division	Overall	Pct.	Home	Away	Neutral	L10
Arkansas	11-4	.733	-	11-4	30-6	.833	20-4	7-2	3-0	8-2
Mississippi State	10-5	.667	1.0	7-5	28-8	.778	20-6	5-1	3-1	9-1
Ole Miss	9-6	.600	2.0	8-4	27-10	.730	19-5	5-5	3-0	6-4
Alabama	7-8	.467	4.0	6-6	23-13	.639	16-10	7-3	0-0	7-3
LSU	4-11	.267	7.0	1-2	22-14	.611	18-10	4-4	0-0	5-5
Texas A&M	4-11	.267	7.0	1-5	22-17	.564	17-10	3-6	2-1	3-7
Auburn	2-13	.133	9.0	2-10	16-18	.471	10-9	5-7	1-2	4-6
Eastern Division										
	SEC	Pct.	GB	Division	Overall	Pct.	Home	Away	Neutral	L10
Vanderbilt	11-4	.733	-	8-4	29-6	.829	19-4	10-2	0-0	7-3
South Carolina	10-5	.667	1.0	8-4	24-10	.706	16-2	7-7	1-1	7-3
Tennessee	10-5	.667	1.0	5-4	30-8	.789	21-5	9-3	0-0	7-3
Florida	9-6	.600	2.0	4-5	26-11	.703	23-5	3-6	0-0	8-2
Georgia	7-8	.467	4.0	6-6	24-12	.667	19-8	5-4	0-0	6-4
Kentucky	7-8	.467	4.0	3-3	22-12	.647	17-7	5-5	0-0	4-6
Missouri	4-11	.267	7.0	2-10	11-23	.324	4-7	7-12	0-4	3-7

### Schedule/Results

*all times central*

#### Tuesday, April 20

Louisville 12, Kentucky 5  
Tennessee 3, Tennessee Tech 2  
Alabama 8, North Alabama 6  
Auburn 6, Samford 4  
Florida 8, Jacksonville 7  
Georgia 8, Clemson 7  
LSU 5, ULM 0  
Ole Miss 11, Little Rock 6  
Mississippi State 19, UAB 7  
Texas A&M 9, Texas Southern 4  
Vanderbilt 7, Austin Peay 0

#### Wednesday, April 21

Auburn 8, Jacksonville State 7 (10 Inn.)

#### Thursday, April 22

Arkansas at South Carolina 6 p.m. (SECN)  
LSU at Ole Miss 7 p.m. (ESPNU)

#### Friday, April 23

Alabama at Kentucky 5:30 p.m. (SECN+)  
Arkansas at South Carolina 6 p.m. (SECN+)  
Florida at Auburn 6 p.m. (SECN+)  
Georgia at Missouri 6:30 p.m. (SECN+)  
LSU at Ole Miss 6:30 p.m. (SECN+)  
Tennessee at Texas A&M 6:30 p.m. (SECN+)  
Mississippi State at Vanderbilt 7 p.m. (SECN)

#### Saturday, April 24

Florida at Auburn 11 a.m. (SECN)  
LSU at Ole Miss 12 p.m. (SECN+)  
Alabama at Kentucky 1 p.m. (SECN+)  
Arkansas at South Carolina 3 p.m. (SECN+)  
Georgia at Missouri 3 p.m. (SECN)  
Tennessee at Texas A&M 6 p.m. (SECN+)  
Mississippi State at Vanderbilt 7 p.m. (ESPNU)

#### Sunday, April 25

Alabama at Kentucky 12 p.m. (SECN+)  
Tennessee at Texas A&M 12 p.m. (SECN)  
Florida at Auburn 1 p.m. (SECN+)  
Georgia at Missouri 1 p.m. (SECN+)  
Mississippi State at Vanderbilt 1 p.m. (SECN+)

## Week-by-Week Polls

Week	BA	CB	D1	BW	PG	USA	RPI
Preseason	8	9	7	7	12	7	--
Week 1 - Feb. 23	8	12	5	6	8	--	--
Week 2 - March 1	2	10	3	5	6	6	--
Week 3 - March 8	2	8	3	4	5	4	--
Week 4 - March 15	2	6	3	3	3	3	27
Week 5 - March 22	2	6	3	2	2	4	12
Week 6 - March 29	5	12	8	8	13	7	25
Week 7 - April 5	4	12	5	6	8	5	11
Week 8 - April 12	3	11	4	5	6	4	10
Week 9 - April 19	2	4	4	4	4	4	10

BA - Baseball America, CB - Collegiate Baseball Newspaper, D1 - D1Baseball,  
BW - National Collegiate Baseball Writers Association, PG - Perfect Game,  
USA - USA Today Coaches Poll, RPI - NCAA RPI

(--) - No poll/RPI released by the publication.

## In The Polls

Baseball America			Collegiate Baseball			D1Baseball			NCBWA			Perfect Game			USA Today/Coaches		
1. Arkansas	30-6	1	1. Arkansas	30-6	1	1. Arkansas	30-6	1	1. Arkansas	30-6	1	1. Arkansas	30-6	1	1. Arkansas	26-5	1
2. Mississippi State	27-8	3	2. Vanderbilt	28-6	2	2. Vanderbilt	28-6	2	2. Vanderbilt	28-6	2	2. Texas	30-8	2	2. Vanderbilt	25-5	2
3. Vanderbilt	28-6	6	3. Texas	30-8	3	3. Texas	30-8	3	3. Texas	30-8	3	3. Louisville	22-11	4	3. Texas	25-8	5
4. Louisville	22-11	2	4. Mississippi State	27-8	11	4. Mississippi State	27-8	4	4. Mississippi State	27-8	5	4. Mississippi State	26-8	6	4. Mississippi State	24-7	4
5. Texas	30-8	4	5. TCU	26-9	6	5. Texas Tech	26-8	8	5. Tennessee	29-8	4	5. East Carolina	26-5	5	5. Tennessee	27-6	3
6. Notre Dame	18-7	7	6. Tennessee	29-8	4	6. Tennessee	29-8	5	6. Texas Tech	26-8	8	6. Vanderbilt	28-6	7	6. Texas Tech	22-7	7
7. Tennessee	29-8	5	7. South Carolina	24-10	5	7. Louisville	22-11	7	7. East Carolina	26-5	6	7. Texas Tech	26-8	8	7. TCU	22-9	10
8. East Carolina	26-5	8	8. Louisville	22-11	7	8. TCU	26-9	12	8. TCU	26-9	12	8. South Carolina	24-10	9	8. East Carolina	26-5	8
9. South Carolina	24-10	10	9. Ole Miss	26-10	8	9. East Carolina	26-5	9	9. Ole Miss	26-10	7	9. Notre Dame	18-7	11	9. Louisville	20-10	9
10. Texas Tech	26-8	11	10. Texas Tech	26-8	9	10. Notre Dame	18-7	10	10. Florida	25-11	16	10. Tennessee	29-8	3	10. Ole Miss	24-8	6
11. TCU	26-9	15	11. East Carolina	26-5	12	11. South Carolina	24-10	11	11. Louisville	22-11	9	11. TCU	26-9	12	11. South Carolina	21-9	11
12. Ole Miss	26-10	9	12. Florida	25-11	14	12. Ole Miss	26-10	6	12. Notre Dame	18-7	11	12. Arizona	23-11	14	12. Notre Dame	15-6	12
13. Arizona	23-11	13	13. Stanford	22-7	15	13. Oregon	22-8	15	13. South Carolina	24-10	14	13. Oregon	22-8	15	13. Oregon	19-17	14
14. Oregon	20-7	14	14. Notre Dame	18-7	16	14. Louisiana Tech	26-9	14	14. Oregon	22-8	15	14. Florida	25-11	16	14. Florida	21-11	15
15. Virginia Tech	20-12	12	15. Oregon	22-8	17	15. Florida	25-11	18	15. Louisiana Tech	26-9	13	t15. Ole Miss	26-10	10	15. Louisiana Tech	24-7	15
16. Pittsburgh	20-11	17	16. Arizona	23-11	13	16. Pittsburgh	20-11	19	16. Stanford	22-7	18	16. Stanford	22-7	17	16. Stanford	19-6	18
17. Florida State	18-14	18	17. Michigan	18-7	18	17. Stanford	22-7	20	17. Arizona	23-11	17	17. Georgia Tech	17-14	20	17. Arizona	21-9	17
18. Florida	25-11	19	18. Pittsburgh	20-11	21	18. Arizona	23-11	16	18. Pittsburgh	20-11	19	18. Michigan	18-7	21	18. Pittsburgh	17-10	20
19. Louisiana Tech	27-9	16	19. UCLA	21-11	23	19. Charlotte	25-10	21	19. Oklahoma State	21-10-1	10	19. Indiana State	20-8	22	19. Oklahoma State	21-7	12
20. Georgia Tech	17-14	21	20. Oklahoma State	21-10-1	10	20. Old Dominion	27-7	22	20. Old Dominion	27-7	22	20. Florida State	18-14	23	20. Old Dominion	24-6	22
21. Stanford	22-7	22	21. Georgia	23-12	20	21. Indiana State	20-8	23	21. Oregon State	24-10	21	21. Louisiana Tech	26-10	13	21. Charlotte	22-9	--
22. Oregon State	24-10	23	22. Oregon State	24-10	--	22. Virginia Tech	20-12	17	22. Michigan	18-7	24	22. Nebraska	18-6	25	22. Virginia Tech	19-9	19
23. Michigan	18-7	24	23. Arizona State	19-11	19	23. Michigan	18-7	25	23. Miami (Fla.)	21-11	25	23. Indiana	15-8	24	23. Michigan	15-7	24
24. Indiana State	20-8	25	24. UC Irvine	22-11	25	24. Oklahoma State	21-10-1	13	24. Charlotte	25-10	28	24. Oklahoma State	21-10-1	18	24. Indiana State	16-8	--
25. Old Dominion	27-7	--	25. UC Santa Barbara	24-10	26	25. Florida State	18-14	24	25. UCLA	21-11	27	25. Virginia Tech	20-12	19	25. Miami (Fla.)	17-11	--
			26. Stony Brook	19-8	--				26. UC Santa Barbara	24-10	22						
			27. Miami (Fla.)	21-11	--				27. Indiana State	20-8	29						
			28. Nebraska	18-6	29				28. Georgia	23-12	30						
			29. Charlotte	25-10	--				29. Virginia Tech	20-12	20						
			30. Old Dominion	27-7	30				30. Georgia Tech	17-14	26						

2021 Scheduled Opponents in Bold

## How It Was Won

(\* - Walk-off hit)

Below is a chart representing how the eventual game-winning run was recorded for Mississippi State in 2021.

Gm	Opponent	Final	Player	Inn.	Outs	Play	Score at Time
1.	vs. No. 9 Texas	8-3	Rowdey Jordan	4	2	Reached on an error	3-0
2.	vs. No. 10 TCU	2-3	--	--	--	--	--
3.	vs. No. 3 Texas Tech	11-5	Scotty Dubrule	8	2	RBI infield single	5-5
4.	JACKSON STATE	7-3	Landon Jordan	5	2	RBI single	3-0
5.	TULANE	3-7	--	--	--	--	--
6.	TULANE	9-5	Luke Hancock *	9	--	Grand slam	5-5
7.	TULANE	5-4	Tanner Allen *	9	2	2RBI single	3-4
8.	vs. Southern Miss	4-1	Rowdey Jordan	3	--	Sacrifice fly	1-1
9.	KENT STATE	8-3	Luke Hancock	5	--	2RBI single	3-3
10.	KENT STATE	5-9	--	--	--	--	--
11.	KENT STATE	13-0	Kamren James	1	1	RBI single	0-0
12.	GRAMBLING	10-0	Rowdey Jordan	3	1	Sacrifice fly	0-0
13.	LOUISIANA-LAFAYETTE	4-0	Scotty Dubrule	1	1	Scored on a wild pitch	0-0
14.	EASTERN MICHIGAN	14-0	Logan Tanner	2	1	RBI single	0-0
15.	EASTERN MICHIGAN	4-1	Logan Tanner *	9	--	3-run home run	1-1
16.	EASTERN MICHIGAN	4-1	Scotty Dubrule	2	1	3RBI double	0-0
17.	SAMFORD	10-2	Luke Hancock	4	--	2-run home run	1-0
18.	at No. 10 LSU	6-1	Brayland Skinner	5	--	2-run home run	0-0
19.	at No. 10 LSU	3-0	Lane Forsythe	5	1	Sacrifice fly	0-0
20.	at No. 10 LSU	3-8	--	--	--	--	--
21.	NORTH ALABAMA	18-1	Kamren James	1	1	2RBI single	0-0
22.	ARKANSAS	2-8	--	--	--	--	--
23.	ARKANSAS	5-11	--	--	--	--	--
24.	ARKANSAS	4-6	--	--	--	--	--
25.	KENTUCKY	8-1	Luke Hancock	3	1	Sacrifice fly	1-0
26.	KENTUCKY	3-2	Luke Hancock	8	1	Sacrifice fly	2-2
27.	KENTUCKY	4-3	Logan Tanner	4	--	Solo home run	3-1
28.	SOUTHERN	1-0	Tanner Leggett	2	1	Scored on passed ball	1-0
29.	at Auburn	6-5	Tanner Leggett	8	2	Scored on a wild pitch	5-5
30.	at Auburn	7-2	Kamren James	3	--	2-run home run	1-1
31.	at Auburn	19-10	Luke Hancock	1	2	2RBI single	8-0
32.	Arkansas State	18-10	Luke Hancock	8	--	RBI ground out	10-3
33.	No. 6 Ole Miss	5-2	Kamren James	6	1	Sacrifice fly	2-2
34.	No. 6 Ole Miss	0-9	--	--	--	--	--
35.	No. 6 Ole Miss	7-5	Tanner Allen	6	2	3RBI triple	4-4
36.	UAB	19-7	Scotty Dubrule	3	1	RBI single	7-3

## Mississippi State When...

	2019	2020	2021
Overall	52-15	12-4	27-8
vs. Top-5 Teams	7-4	2-0	1-3
vs. Top-10 Teams	5-6	2-0	6-6
vs. Top-25 Teams	16-13	2-0	9-6
Non-Conference	32-5	12-4	18-3
SEC	20-10	--	10-5
SEC East	9-3	--	3-0
SEC West	11-7	--	7-5
At Home	37-5	9-2	20-6
On the Road	10-6	1-2	5-1
At Neutral Sites	5-4	2-0	3-1
In Day Games	25-7	10-3	12-7
In Night Games	27-8	2-1	16-1
vs. Teams .500 Or Better	37-13	3-2	17-7
vs. Teams Worse Than .500	15-0	9-2	11-1
vs. Left-Handed Starter	17-3	5-1	7-4
vs. Right-Handed Starter	35-12	7-3	21-4
When Starter Receives Decision	30-11	6-3	14-5
When Reliever Receives Decision	22-4	6-1	14-3
When Starter Goes 5+ Innings	31-10	7-3	13-2
When Starter Goes <5 Innings	21-5	5-1	15-6
When Scoring First	30-5	10-2	23-3
When Opponent Scores First	22-10	2-2	5-4
When Leading After 6 Innings	41-2	9-0	24-0
When Trailing After 6 Innings	5-12	2-3	2-8
When Tied After 6 Innings	6-1	1-1	2-0
When Leading After 8 Innings	47-1	11-0	26-0
When Trailing After 8 Innings	1-11	1-4	2-8
When Tied After 8 Innings	3-1	--	--
In One-Run Games	11-6	2-0	4-1
In Two-Run Games	5-3	--	1-1
In 5+ Run Games	27-5	1-1	15-4
Weekend Series W-L-T	11-2-0	3-1-0	7-1-0
Series Sweeps/Times Swept	5/1	2/0	3/1
When Scoring 0-2 Runs	1-8	0-3	0-3
When Scoring 3-5 Runs	11-6	4-1	9-5
When Scoring 6-9 Runs	21-1	8-0	9-0
When Scoring 10+ Runs	19-0	--	10-0
Shutouts/Times Shut Out	5/3	1/1	5/1
In Extra Innings	2-1	--	--
When Opponent Scores 4 Runs Or Less	36-6	11-0	21-1
When Opponent Scores 5 Runs Or More	16-9	1-4	7-7
When Out-Hitting Opponent	45-4	11-1	25-2
When Out-Hit by Opponent	4-8	1-3	3-5
When Hits Are Equal	3-3	--	1-1
When Hitting A Home Run	34-5	8-1	21-3
When Opponent Hits A Home Run	22-9	3-1	11-7
When Errorless	20-6	6-0	11-2
When Committing One Error	15-5	3-1	11-3
When Committing 2+ Errors	17-4	3-3	6-3
When Opponent is Errorless	12-9	3-3	5-4
When Opponent Commits One Error	13-5	5-1	11-2
When Opponent Commits 2+ Errors	27-1	4-0	12-2
Game 1 of Weekend	11-3	3-1	7-2
Game 2 of Weekend	10-4	4-0	5-4
Game 3 of Weekend	9-4	2-2	7-2
Monday	--	--	1-0
Tuesday	7-0	1-1	5-0
Wednesday	9-1	2-0	4-0
Thursday	2-3	--	1-0
Friday	12-5	3-1	6-2
Saturday	12-6	4-0	6-3
Sunday	10-0	2-2	5-3

Uniform breakdown on page 9

## Career Game-Winning Plays

WO = Walk-off game-winning play

	'18	'19	'20	'21	WO	Total		'18	'19	'20	'21	WO	Total
Allen, Tanner	5	9	1	2	2	17	James, Kamren	--	--	1	4	--	5
Cumbest, Brad	--	1	--	--	--	1	Jordan, Rowdey	1	5	--	3	--	9
Dubrule, Scotty	--	--	--	4	--	4	Leggett, Tanner	--	--	--	2	--	2
Forsythe, Lane	--	--	--	1	--	1	Pimentel, Brandon	--	--	2	--	--	2
Hancock, Luke	--	--	2	7	1	9	Skinner, Brayland	--	--	--	1	--	1
Hatcher, Josh	1	3	3	--	1	7	Tanner, Logan	--	--	--	3	1	3



## Hitting Totals/Streaks

MULTI-HIT GAMES	2	3	4	5+	2021	Career
Allen, Tanner	12	2	--	--	14	66
James, Kamren	8	3	1	--	12	16
Jordan, Rowdey	6	3	1	--	10	52
Hancock, Luke	6	2	--	--	8	12
Tanner, Logan	6	2	--	--	8	11
Dubrule, Scotty	7	1	--	--	8	8
Forsythe, Lane	5	3	--	--	8	8
Hatcher, Josh	7	--	--	--	7	36
Cumbest, Brad	5	1	--	--	6	9
Leggett, Tanner	3	--	--	--	3	3
McGowan, Drew	2	--	--	--	2	2
Pimentel, Brandon	1	--	--	--	1	1
McDonald, Kyte	1	--	--	--	1	1
Skinner, Brayland	--	1	--	--	1	1
<b>TEAM</b>	<b>70</b>	<b>18</b>	<b>2</b>	<b>--</b>	<b>90</b>	

MULTI-RBI GAMES	2	3	4	5+	2021	Career
Allen, Tanner	5	5	1	--	11	31
Hancock, Luke	4	5	1	--	10	14
James, Kamren	2	4	2	1	9	9
Tanner, Logan	5	1	--	2	8	8
Jordan, Rowdey	4	2	--	--	6	31
Skinner, Brayland	2	1	--	--	3	3
Dubrule, Scotty	2	1	--	--	3	3
McDonald, Kyte	2	--	--	--	2	2
Clark, Kellum	--	1	--	--	1	1
Forsythe, Lane	--	1	--	--	1	1
Pimentel, Brandon	1	--	--	--	1	3
Leggett, Tanner	1	--	--	--	1	1
--						
Cumbest, Brad	--	--	--	--	--	2
Hatcher, Josh	--	--	--	--	--	14
<b>TEAM</b>	<b>29</b>	<b>21</b>	<b>4</b>	<b>3</b>	<b>57</b>	

HITTING STREAKS	Current	2021 Long	Career
Allen, Tanner	2	12	14
Jordan, Rowdey	--	9	9
Leggett, Tanner	1	6	6
James, Kamren	1	6	7
Tanner, Logan	2	6	6 (2x)
Hancock, Luke	1	4	4 (2x)
Hatcher, Josh	--	4	10^
Forsythe, Lane	1	4	4
McGowan, Drew	--	3	2
Dubrule, Scotty	2	3	--
McDonald, Kyte	2	3	3
Clark, Kellum	2	2	2
Pimentel, Brandon	--	2	4
Skinner, Brayland	2	2	2 (3x)
Cumbest, Brad	1	2	2
Meche, Davis	1	1	1
Garner, Kace	--	1	1
--			
Price, Spencer	1	--	1

REACHED BASED	CURRENT	2021	CAREER
Jordan, Rowdey	21	21	21
Allen, Tanner	2	16	26*
Hancock, Luke	1	14	14
Hatcher, Josh	--	8	14^
Dubrule, Scotty	2	8	--
James, Kamren	1	8	8
Leggett, Tanner	1	6	6
Tanner, Logan	2	6	6 (2x)
McGowan, Drew	--	5	5
Skinner, Brayland	3	5	5
Forsythe, Lane	1	4	4
McDonald, Kyte	2	4	5
Clark, Kellum	4	4	4
Pimentel, Brandon	--	4	6^
Cumbest, Brad	1	3	4
Meche, Davis	2	2	2
Garner, Kace	--	2	2
--			
Price, Spencer	1	--	1

\* - Streak spanned the 2019 and 2020 seasons.

^ - Streak spans 2020 and 2021 seasons.

## News and Notes

### Dubrule Leads NCAA Active Leaders

- Graduate student **Scotty Dubrule** sits among active Division I student-athletes in seven offensive categories, including the No. 1 spot in games played (228) and hits (273).

Games Played	1st	232
Hits	1st	279
At-Bats	3rd	876
Runs Scored	7th	164
Walks	16th	114
Total Bases	25th	329
RBI's	29th	131

- Junior **Tanner Allen** sits among the top active NCAA student-athletes in a host of categories, as well.

RBI's	11th	153
Doubles	12th	50
Triples	13th	10
Hits	17th	225
Total Bases	16th	346
Runs Scored	26th	142

- Junior **Rowdey Jordan** ranks No. 12 in runs scored (151).

### Rowdey's Streak Turns 21

- Junior **Rowdey Jordan** has reached base safely in a career-best 21 straight games entering the weekend series at Vanderbilt.
- The streak began in the final game of the series with Eastern Michigan and includes 15 games with at least one hit. He has reached base multiple times in 15 of those games.
- Jordan is hitting .378 with a .500 on-base percentage (28 hits, 8 walks, 11 HBP) and 25 runs scored. Of his 28 hits, 10 have gone for extra bases.
- Jordan entered the streak hitting just .245 on the season and now sits at .311 for the season.

### Auburn Made

- Rowdey Jordan** grew up on The Plains, attended games at Plainsman Park and graduated from Auburn High School, so there is a level of comfort when he sees the blue and orange threads.
- Now at Mississippi State, Jordan has played some of his best baseball against his hometown team, with a career .351 batting average in nine games versus Auburn.
- In his first two seasons in Starkville, Jordan used the Auburn series as a springboard to Freshman All-America honors in 2018 and then a second trip to Omaha in 2019.
- In 2020, Jordan made his final trip to his hometown and guided MSU to a series sweep.
- Jordan's numbers against the Tigers are below:  
2018: .375/.625/.375, 3-for-8, 1 R, 1 RBI, 2 2B  
2019: .360/.529/.421, 6-for-17, 4 R, 6 RBI's, 3 2B  
2020: .333/.500/.529, 4-for-12, 6 R, 1 RBI, 2 2B
- In 2018, Jordan hit .392 following the Auburn series and, in 2019, finished on a .345 clip after playing the Tigers.

### In the Last Five Games... (MORE ON PAGE 15)

- Mississippi State owns a 4-1 mark over its last five games.
- As a team, State is hitting .302 and the pitching staff is limiting the opposition to just a .263 batting average.
- Of the 52 hits by the offense, State owns 24 extra base hits, including nine home runs.
- Four of MSU's everyday starters own a batting average of .300 or better, led by **Rowdey Jordan's** .444 clip. **Tanner Allen**, **Scotty Dubrule** and **Logan Tanner** are all above .300, as well.
- Tanner and **Kamren James** pace the club with seven RBI's each, while Dubrule and Jordan have each scored six runs.
- The pitching staff has fanned 58 batters in 45 innings and issued just 22 walks. State has 10-plus strikeouts in each of its last five games to move its current streak to 16 straight games with double-digit strikeouts.
- Seven relief pitchers have tossed at least one inning and not allowed an earned run in that span, led by **Landon Sims** with two saves and three scoreless innings pitched.

### Free Shirts!

- In a normal year, the fans at Dudy Noble Field enjoy the t-shirt toss in the third inning, but the Mississippi State baseball student-athletes are more focused on the t-shirt toss at the end of the game.
- Since his arrival at MSU, head coach Chris Lemonis has handed out a shirt to signify the top performance of each victory. Each shirt is numbered by victory and here is who they've went to

Game	Student-Athlete, Position (# in 2021)
1 vs. Texas	Landon Sims, RHP (1)
2 vs. Texas Tech	Jackson Frisroe, RHP (1)
3 Jackson State	Kamren James, IF (1)
4 Tulane	Luke Hancock, C (1)
5 Tulane	Tanner Allen, OF (1)
6 vs. Southern Miss	Houston Harding, LHP (1)
7 Kent State	Brandon Smith, RHP (1)
8 Kent State	Jackson Frisroe, RHP (2)
9 Grambling	Brad Cumbest, OF (1)
10 Louisiana-Lafayette	Houston Harding, LHP (2)
11 Eastern Michigan	Christian MacLeod, LHP (1)
12 Eastern Michigan	Logan Tanner, C (1)
13 Eastern Michigan	Scotty Dubrule, IF (1)
14 Samford	Luke Hancock, C (2)
15 at LSU	Brayland Skinner, OF (1)
16 at LSU	Will Bednar, RHP (1)
17 North Alabama	Mikey Tepper, RHP (1)
18 Kentucky	Christian MacLeod, LHP (2)
19 Kentucky	Landon Sims, RHP (2)
20 Kentucky	Jackson Frisroe, RHP (3)
21 Southern	Rowdey Jordan, OF (1)
22 at Auburn	Tanner Allen, OF (1)
23 at Auburn	Will Bednar, RHP (2)
24 at Auburn	Logan Tanner, C (2)
25 Arkansas State	Lane Forsythe, IF (1)
26 Ole Miss	Tanner Allen, OF (2)
27 Ole Miss	Tanner Allen, OF (3)
28 UAB	Logan Tanner, C (3)



## SEC Openers

- This season marks Mississippi State's 88th season as a member of the SEC, with three those not featuring a conference competition in baseball.
- The 1944 and 45 team's did not compete due to World War II, while the COVID-19 pandemic cut the 2020 season short just before the start of conference play.
- In 2021, the Bulldogs opened the SEC slate on the road for the third time in the last five SEC seasons and won two of three games at LSU.
- Since joining the SEC in 1933, Mississippi State has opened conference play on the road in 47 of 85 seasons, including 23 of those SEC openers at LSU.
- From 1998-2003, State won six straight SEC openers - its longest streak of SEC opening wins. From 1962-66, MSU won five straight and the Dawgs have three other streak of three straight wins to open SEC play.

## Opening Against The Ranks

- Mississippi State opened 2021 against three top 10 opponents for the first time in program history and faced the highest-ranked season-opening opponent since 2001.
- It was the ninth time since 1990 that MSU played a ranked opponent on opening weekend, with seven season opening games coming against ranked foes during that 31-year span.
- The last time Mississippi State opened the season against a top 10 team was the 2001 season at home against No. 9 Notre Dame.

## Big League Talent

- Mississippi State is great at turning out major league talent, with 61 Diamond Dawgs reaching the highest level of the sport, but it is also great at keeping student-athletes on campus.
- The 2021 roster featured three Bulldogs that had been drafted prior to the season,

Name (Pos.)	Year	Round	Organization
Tanner Allen (IF/OF)	2017	36th	Chicago Cubs
	2019	34th	Colorado Rockies
Eric Cerantola (LHP)	2018	30th	Tampa Bay Rays
Josh Hatcher (IF/OF)	2017	39th	Los Angeles Angels

- The 2020 MLB Draft saw three Diamond Dawgs drafted in the first two rounds, with **Justin Foscoe** (No. 14; Texas Rangers) and **Jordan Westburg** (No. 30; Baltimore Orioles) each drafted in the first round. **JT Ginn** was taken in the second round by the New York Mets
- In 2019, Mississippi State saw a program-record 11 student-athletes drafted in the MLB First Year Player Draft, including junior **Tanner Allen** for the second time in his career.

## Shutout Streak

- On Saturday, March 12 the Mississippi State pitching staff closed out a 14-0 shutout of Eastern Michigan to mark its fourth straight shutout.
- State's four shutouts ran from March 7-12 and the overall scoreless innings streak spanned five games.
- The streak ultimately ended at 39 innings to set the school record for consecutive shutout innings. It spanned five games, included 65 strikeouts and featured just 21 base runners - only four of which reached third base.
- Only the 1909 team owned a longer streak, at that team shutout five straight opponents.
- It is the 10th time in program history that an MSU pitching staff put together three-or-more straight shutouts:

Year	# of Games	Other
2021	4	36 IP, 61 K, 12 H, 6 BB 39 straight innings overall (school record) Includes no-hitter vs. Kent State (3/7)
1976	3	21 IP, 14 K, 9 H, 3 BB 29 straight innings overall
1973	3	23 IP
1972	3	27 IP
1971	3	21 IP, 22 K, 7 H, 1 BB 30 straight innings overall Includes no-hitter vs. Illinois Wesleyan (3/26-2)
1970	3	21 IP
1933	3	--
1918	3	--
1909	5	--
1907	3	--

## Uni Watch

- The old adage states, "look good, feel good." And, when you feel good you usually preform well. Below is a list of how MSU fared in each of its uniforms over the past three seasons;

Uniform	2019	2020	2021
Black '85s	10-0	2-1	4-2
Maroon '85s	14-5	3-2	7-2
White '85s	9-3	1-1	4-1
Cream Script State	--	--	5-3
Grey Vests	2-1	--	--
White Pinstripes	4-1	2-0	5-0
Grey Script State	--	1-0	2-0
Grey Pinstripes	4-4	--	1-0

## State to The Show

### Diamond Dawgs Playing in Major League Baseball

Name (Yrs. at MSU)	Pos.	Organization
Adam Frazier (2011-13)	IF	Pittsburgh Pirates
Kendall Graveman (2010-13)	RHP	Seattle Mariners
Jonathan Holder (2010-13)	RHP	Chicago Cubs
Dakota Hudson (2014-16)	RHP	St. Louis Cardinals
Nathaniel Lowe (2016)	IF	Texas Rangers
Mitch Moreland (2005-07)	IF	Oakland Athletics
Hunter Renfro (2011-13)	RF	Boston Red Sox
Brent Rooker (2014-2017)	IF	Minnesota Twins
Chris Stratton (2010-12)	RHP	Pittsburgh Pirates
Brandon Woodruff (2012-14)	LHP	Milwaukee Brewers

### Diamond Dawgs in Minor League Baseball

Name (Yrs. at MSU)	Pos.	Organization (Level)
Trysten Barlow (2017-19)	LHP	Colorado Rockies (-)
Ben Bracewell (2010-14)	RHP	Oakland Athletics (AAA)
Daniel Brown (2015-16)	LHP	Milwaukee Brewers (AA)
Gavin Collins (2014-16)	C	Cleveland Indians (A+)
Justin Foscoe (2018-20)	IF	Texas Rangers (-)
J.P. France (2018)	RHP	Houston Astros (A+)
Cole Gordon (2016-19)	RHP	New York Mets (A-)
Ryan Gridley (2015-2017)	IF	Oakland Athletics (AA)
Zac Houston (2014-16)	RHP	Detroit Tigers (AAA)
Reid Humphreys (2014-16)	RHP	Colorado Rockies (AA)
Keegan James (2016, 18-19)	RHP	Colorado Rockies (A+)
Jack Kruger (2016)	C	Los Angeles Angels (AA)
Jared Liebelt (2018-19)	RHP	Arizona Diamondbacks (-)
Jacob Lindgren	LHP	Chicago White Sox (-)
Jake Mangum (2016-19)	OF	New York Mets (A+)
Zach Neff (2018)	LHP	Minnesota Twins (A+)
Konnor Pilkington (2016-18)	LHP	Chicago White Sox (A+)
Peyton Plumlee (2017, 19)	RHP	Houston Astros (-)
Jacob Robson (2013-16)	OF	Detroit Tigers (AAA)
Dustin Skelton (2017-19)	C	Miami Marlins (-)
Ethan Small (2016, 18-19)	LHP	Milwaukee Brewers (A+)
Hunter Stovall (2016-18)	IF	Colorado Rockies (A+)
Jordan Westburg (2018-20)	IF	Baltimore Orioles (-)
Colby White (2019)	RHP	Tampa Bay Rays (A+)

### Diamond Dawgs Coaching in Professional Baseball

Name (Yrs. at MSU)	Organization	Team (Level)
Chris Maloney (1982-83)	Atlanta Braves	Mississippi (AA)
Chris Young (2000-02)	Chicago Cubs	Chicago Cubs (MLB)

### Diamond Dawgs Working in Professional Baseball

Name (Yrs. at MSU)	Organization	Role
Jeff Brantley (1982-85)	Cincinnati Reds	Broadcaster
Will Clark (1983-85)	San Francisco Giants	Special Assistant



## Honors Tracker

### Tanner Allen, OF

Preseason All-SEC (first team)

### Will Bednar, RHP

Baseball America Breakout Candidate (No. 13)  
Baseball America Top 100 MLB Draft Prospect (No. 59)  
MLB Pipeline Top 100 MLB Draft Prospect (No. 41)  
D1Baseball Top 100 Collegiate MLB Draft Prospects (No. 20)

### Eric Cerantola, RHP

Baseball America Top 100 MLB Draft Prospect (No. 34)  
MLB Pipeline Top 100 MLB Draft Prospect (No. 50)  
D1Baseball Top 100 Collegiate MLB Draft Prospects (No. 28)

### Scotty Dubrule, IF

Baseball America Top 25 New Addition (No. 23)  
SENIOR Class Award Candidate

### Jackson Fristoe, RHP

SEC Freshman of the Week (March 8)

### Josh Hatcher, IF

Preseason All-SEC (second team)

### Kamren James, IF

D1Baseball Top 100 Collegiate MLB Draft Prospects (No. 49)  
SEC Newcomer of the Week (April 12)

### Rowdey Jordan, OF

Preseason All-SEC (second team)

### Christian MacLeod, LHP

Golden Spikes Award Preseason Watch List  
Collegiate Baseball Newspaper Preseason All-America (second team)  
D1Baseball Preseason All-America (third team)  
Perfect Game Preseason All-America (third team)  
Baseball America Top 100 MLB Draft Prospect (No. 23)  
MLB Pipeline Top 100 MLB Draft Prospect (No. 40)  
D1Baseball Top 100 Collegiate MLB Draft Prospects (No. 26)  
SEC Pitcher of the Week (April 5)  
College Baseball Foundation Pitcher of the Week (April 6)

### Spencer Price, RHP

NCBWA Stopper of the Year Preseason Watch List

### Landon Sims, RHP

SEC Co-Pitcher of the Week (Feb. 23)  
USA Baseball Golden Spikes Performer of the Week (Feb. 23)  
SEC Newcomer of the Week (April 19)

## Every Day is Bump Day

### Sims Shutting 'Em Down

- Bases loaded, no outs is never an ideal situation for a reliever to enter the game, however that is the situation **Landon Sims** started his season.
- The second-year freshman proceeded to strike out the side against No. 9 Texas and retired all 12 batters he faced in four perfect innings of work.
- Of his 12 outs, 10 were strikeouts, and he hasn't slowed that pace down since.
- In 24 1/3 innings pitched, 47 of his 73 outs have come via strikeout and he has surrendered just one run on 11 hits. His strikeouts per nine innings sits at 17.3.
- He owns a 2-0 record with five saves and has been a part of three shutouts, including State's first no-hitter since 1999.
- Opponents are hitting just .133 against the reliever.

### 20K Club

- On Wednesday, March 3 in Pearl, Mississippi, the Bulldog pitching staff accomplished something that hadn't been done in 19 years: strike out 20 batters in a game.
- The MSU staff fanned 20 Golden Eagles, with **Houston Harding** (9), **Preston Johnson** (6), **Cam Tullar** (2) and **Stone Simmons** (5) combining to reach the mark.
- Prior to that, State last racked up 20 strikeouts exactly 19 years prior on March 3, 2002 against Jacksonville State. That day, *Joey Collums* (15) and *Jonathan Papelon* (5) helped MSU reach the 20 K mark.
- The 20 strikeouts rank tied for No. 3 in the NCAA this season and one of just four 20-plus K games in the country in 2021.

### Ks for Days

- The Mississippi State pitching staff struck out 43 batters in its second weekend series of 2021 against Tulane to mark the second time in as many weekends it reached the 40 K mark.
- State also fanned 41 batters on the opening weekend at the State Farm College Baseball Classic.
- The 43 strikeouts of Green Wave batters are tied for the most in a three-game series for MSU since at least 2005, which equaled the 43 punchouts against Youngstown State to open the 2019 campaign.
- State then equaled that total against Arkansas during the opening weekend of SEC play. MSU fanned 13 in the series opener, 19 in the middle game and 13 in the finale.

### No-No Against the Flashes

- For the ninth time in program history, MSU spun a no-hitter on the mound, as the quartet of **Jackson Fristoe** (6 IP), **Landon Sims** (1 IP), **Mikey Tepper** (1 2/3 IP) and **Cam Tullar** (1/3 IP) combined for the first no-hitter at Mississippi State since 1999.
- A seventh inning error and walk, along with a ninth inning free pass were the only blemishes on the scorecard.
- The 1999 no-hitter came on March 16 against Alcorn State in a 21-1 victory, as *Scott Polk*, *Justin Estel* and *Brian Compton* combined on the feat.
- Against the Braves, Polk allowed an unearned run over six innings pitched with two walks and nine strikeouts. Estel fired one inning and walked one, while Compton walked one and struck out three in two innings of work.

### 10 Ks in 16 Straight

- Mississippi State has piled up double-digit strikeouts in program-record 16 straight games entering the week, including at least 12 strikeouts in 12 of those games.
- The 15-game streak is five more than the previous mark of 10, which occurred twice. Earlier in 2021, State fanned at least 10 batters in 10 straight from February 26 against Tulane to March 12 versus Eastern Michigan.
- The current streak features 144 innings pitched and just 131 hits allowed to go along with 205 strikeouts. State has walked just 68 batters and owns a .237 batting average against.
- Earlier this season, State tossed 90 innings over 10 straight games of 10-plus Ks. MSU recorded 56 percent of the outs via strikeout. Of the 270 total outs, 150 of those came via strikeout for 15.0 strikeouts per nine innings.
- The 10 straight games equaled a streak from the 2001 pitching staff from April 11-22. That staff struck out 119 batters in 92 innings of work, an 11.6 strikeout per nine innings ratio.



## Reliable Riley

- Senior **Riley Self** moved his name into the top five in all-time relief appearances at Mississippi State, sitting tied for No. 4 prior to his season-ending injury.

Player (Seasons)	RA
1. Johnson, Van (1995-98)	115
2. Harden, Jon (1989-92)	110
3. Reed, Caleb (2009-12)	92
<b>4. Self, Riley (2017-present)</b>	<b>86</b>
Mitchell, Ross (2012-15)	86
6. Holder, Jonathan (2012-14)	81
7. Girodo, Chad (2010-13)	78
8. Tanksley, Scott (1993-95)	75
9. Young, Pete (1987-89)	72
10. Polk, Scott (1995-99)	71
Ramsey, Saunders (2002-05)	71

- The right-hander's 86 appearances came via 31 as a freshman, 18 as a sophomore, 23 during his junior season, seven in 2020 and 7 games this season.
- Self owns a 13-2 career record and nine saves in 112 1/3 innings of work over his 86 appearances.
- While he ranks among the top 10 in career relief appearances, he is also No. 6 all-time in total appearances at MSU.

Player (Seasons)	RA
1. Johnson, Van (1995-98)	115
2. Harden, Jon (1989-92)	110
3. Mitchell, Ross (2012-15)	100
4. Reed, Caleb (2009-12)	96
5. Polk, Scott (1995-99)	90
<b>6. Self, Riley (2017-present)</b>	<b>86</b>
7. Girodo, Chad (2010-13)	83
8. Tanksley, Scott (1993-95)	82
Intorcica, Trent (1983-86)	82
10. Martin, Mike (1986-88)	81
Holder, Jonathan (2012-14)	81

## Price Nails It Down

- After piling up 14 saves during the 2017 season, senior **Spencer Price** missed 2018 due to injury and didn't collect a save in 2019, before claiming back-to-back saves versus Texas Tech to close out the 2020 campaign.
- There were 1,055 days between saves for Price, who posted his final save of 2017 versus Alabama on April 20 and his next save came on March 10, 2020 against No. 2 Texas Tech.
- He picked up his second save of the season the next night, with another three-out save over the Red Raiders.
- Price ranks tied for No. 16 on the NCAA's active career charts with his 16 saves and needs just four saves to become the fifth Diamond Dawg to reach the 20-save mark.

Player (Seasons)	Saves
1. Jonathan Holder (2012-13)	37
2. Van Johnson (1995-98)	29
3. Scott Tanksley (1993-95)	24
4. Caleb Reed (2009-12)	21
5. Pete Young (1987-89)	19
6. Jay Powell (1991-93)	17
7. Bryan Hardwick (1979-80, 82)	16
Cole Gordon (2016-19)	16
<b>Spencer Price (2017, 19-20)</b>	<b>16</b>
10. Adam Larson (1999-2001)	15

## Pitching Potables

### Record By Starter

Pitcher	Starts	Team Record
Bednar, Will	6	4-2
Cerantola, Eric	4	2-2
Fristoe, Jackson	8	7-1
Koestler, Carlisle	2	2-0
MacLeod, Christian	9	7-2
Harding, Houston	4	3-1
Smith, Brandon	1	1-0
Tepper, Mikey	2	2-0

### Starting Pitcher Run Support

Pitcher	Starts	Runs *	Runs Per Start
Bednar, Will	6	28	4.7
Cerantola, Eric	4	21	5.1
Fristoe, Jackson	8	65	8.1
Koestler, Carlisle	2	34	17.0
MacLeod, Christian	9	60	6.7
Harding, Houston	4	20	5.0
Smith, Brandon	1	7	7.0
Tepper, Mikey	2	37	18.5

\* - Runs are based on total runs scored by the team in each pitchers starts, not just runs scored while the starting pitcher is in the game.

## National Rankings

Hitting	NCAA	SEC	Total
Base on Balls	30	8	164
Batting Average	73	8	.279
Doubles	42	6	65
Doubles Per Game	87	7	1.81
Hit by Pitch	36	1	48
Hits	30	9	339
Hits Allowed Per Nine Innings	6	2	6.77
Home Runs	30	11	42
Home Runs Per Game	53	11	1.17
On Base Percentage	64	5	.382
Runs	11	3	273
Sacrifice Bunts	233	11	6
Sacrifice Flies	54	8	16
Scoring	23	3	7.6
Slugging Percentage	51	9	.449
Stolen Bases	26	1	50
Stolen Bases Per Game	57	2	1.39
Triples	69	6	8
Triples Per Game	123	7	0.22
Pitching	NCAA	SEC	Total
Earned Run Average	19	3	3.46
Hit Batters	204	11	26
Shutouts	6	2	5
Strikeout-to-Walk Ratio	9	2	3.46
Strikeouts Per Nine Innings	2	1	12.9
WHIP	9	2	1.17
Walks Allowed Per Nine Innings	75	9	3.73
Fielding	NCAA	SEC	Total
Fielding Percentage	97	13	.972
Double Plays	43	6	25
Double Plays Per Game	101	6	0.69

Hitting	Name	NCAA	SEC	Total
Base on Balls	Luke Hancock	25	5	28
Batting Average	Tanner Allen	241	11	0.344
Doubles	--	--	--	--
Hit by Pitch	Rowdey Jordan	17	1	12
	Tanner Allen	31	4	11
Hits	Tanner Allen	90	15	44
Home Runs	Kamren James	77	18	8
	Luke Hancock	134	26	7
On Base Percentage	--	--	--	--
Runs	Rowdey Jordan	10	1	40
	Tanner Allen	19	4	38
Runs Batted In	Kamren James	24	3	39
	Tanner Allen	35	8	37
	Luke Hancock	52	11	35
Sacrifice Bunts	--	--	--	--
Sacrifice Flies	Luke Hancock	28	5	4
	Kamren James	28	5	4
	Rowdey Jordan	109	17	3
Slugging Percentage	Tanner Allen	245	23	0.562
Stolen Bases	Kamren James	35	3	14
Total Bases	Rowdey Jordan	110	21	73
	Tanner Allen	118	26	72
	Kamren James	130	30	71
Toughest to Strike Out	Luke Hancock	21	1	12.9
Triples	Tanner Allen	15	2	3
	Rowdey Jordan	15	2	3
Pitching	Name	NCAA	SEC	Total
Complete Games	--	--	--	--
Earned Run Average	Christian MacLeod	142	9	2.83
Games Started	Christian MacLeod	6	1	9
Hit Batters	--	--	--	--
Hits Allowed Per Nine Innings	--	--	--	--
Pitching Appearances	--	--	--	--
Saves	Landon Sims	35	3	5
Strikeout-to-Walk Ratio	Christian MacLeod	145	15	4.5
Strikeouts	Christian MacLeod	54	12	63
	Will Bednar	137	18	52
	Jackson Fristoe	137	18	52
Strikeouts Per Nine Innings	Christian MacLeod	19	6	13.72
Victories	Houston Harding	101	14	4
	Brandon Smith	101	14	4
WHIP	--	--	--	--
Walks Allowed Per Nine Innings	--	--	--	--



## Going Yard

Below is a listing of all of the home runs for the 2021 season, including expanded data for those home runs hits at home.

Gm	Name	Inn.	On Base	Exit Velocity	Launch Angle	Distance
1	Hancock, Luke	4	--	--	--	--
1	Jordan, Rowdey	8	--	--	--	--
2	Jordan, Rowdey !	6	--	--	--	--
3	Hancock, Luke	6	1	--	--	--
4	James, Kamren	1	1	97	14	390 feet
6	Allen, Tanner	1	1	96	39	350 feet
6	James, Kamren !	6	--	99	27	392 feet
6	Hancock, Luke *	9	3	101	27	404 feet
7	James, Kamren	6	2	104	23	410 feet
11	James, Kamren	5	1	105	20	455 feet
12	Allen, Tanner	5	1	103	21	395 feet
15	Tanner, Logan *	9	2	105	22	405 feet
16	Tanner, Logan	3	--	101	29	388 feet
17	Hancock, Luke	4	1	101	22	357 feet
17	Hatcher, Josh	4	--	102	24	398 feet
17	Hancock, Luke !	6	--	96	28	379 feet
18	Skinner, Brayland	5	1	101	25	391 feet
23	James, Kamren !	3	--	106	23	433 feet
23	Allen, Tanner !	5	--	99	29	388 feet
24	Hancock, Luke !	6	--	99	34	389 feet
24	Tanner, Logan	6	--	105	19	374 feet
25	Jordan, Rowdey	6	--	95	27	353 feet
27	Hancock, Luke !	2	--	106	23	421 feet
27	Tanner, Logan !	4	--	97	28	318 feet
28	Jordan, Rowdey	5	2	102	33	370 feet
28	Cumbeset, Brad	7	--	107	19	378 feet
28	Pimentel, Brandon	7	--	101	32	363 feet
29	Allen, Tanner	5	1	96	--	337 feet
29	James, Kamren	5	--	100	--	395 feet
30	James, Kamren	3	1	99	33	431 feet
30	Allen, Tanner	4	2	102	20	398 feet
30	Hatcher, Josh	6	--	107	22	390 feet
31	Tanner, Logan	8	2	107	26	437 feet
32	Jordan, Rowdey ^	1	--	101	36	381 feet
32	Forsythe, Lane	5	--	99	24	401 feet
32	Cumbest, Brad !	8	--	--	--	--
32	McDonald, Kyte	8	1	105	17	340 feet
32	Clark, Kellum	8	2	101	31	391 feet
33	James, Kamren !	4	--	107	23	391 feet
35	Jordan, Rowdey	5	--	97	38	374 feet
36	Tanner, Logan	1	2	104	25	412 feet
36	Leggett, Tanner	8	1	99	25	380 feet

42 total home run in 2021

! - Home run led off an inning | ^ - Leadoff home run (bottom/top 1st)

\* - Walk-off home run

NOTE: Data not available for College Baseball Showdown.

## The Last Time...

# - SEC Tournament | % - NCAA Regional | ^ - NCAA Super Regional | \$ - College World Series

### A MISSISSIPPI STATE TEAM...

Won 15+ Consecutive Games	17 - February 15-March 8, 2013
Won 10+ Consecutive Games	14 - February 23-March 16, 2019
Won 10+ Consecutive SEC Games	12 - April 30-May 25, 2016
Won 5+ Consecutive SEC Games	7 - April 1-16, 2021
Lost 5+ Consecutive Games	6 - May 7-16, 2015
Lost 5+ Consecutive SEC Games	6 - May 7-16, 2015
Swept a Three-Game Series	at Auburn; April 9-11, 2021
at Home	Kentucky; April 1-3, 2021
on The Road	at Auburn; April 9-11, 2021
Swept a Non-Conference Three-Game Series	Eastern Michigan; March 12-14 2021
at Home	Eastern Michigan; March 12-14 2021
on The Road	at Hawaii-Hilo; 1985
Swept a Three-Game SEC Series	at Auburn; April 9-11, 2021
at Home	Kentucky; April 1-3, 2021
on The Road	at Auburn; April 9-11, 2021
Was Swept in a Three-Game Series	Arkansas; March 26-28, 2021
at Home	Arkansas; March 26-28, 2021
on The Road	at Arkansas; April 18-20, 2019
Was Swept in a Three-Game Non-Conference Series	at Southern Miss; February 16-18, 2018
at Home	Southeastern Louisiana; February 26-28, 2010
on The Road	at Southern Miss; February 16-18, 2018
Was Swept in a Three-Game SEC Series	Arkansas; March 26-28, 2021
at Home	Arkansas; March 26-28, 2021
on The Road	at Arkansas; April 18-20, 2019
Played An Extra-Inning Game	.W, 6-3 (11 innings) - at Tennessee; April 5, 2019
Won An Extra-Inning Game	.W, 6-3 (11 innings) - at Tennessee; April 5, 2019
Lost An Extra-Inning Game	.L, 0-1 (10 innings) - Southern Miss; February 22, 2019
Played Consecutive Extra-Inning Games	May 4-5, 2018; at Alabama, W, 14-12 (10 innings) and L, 3-4 (10 innings)
Won Consecutive Extra-Inning Games	May 10-11, 2014; Tennessee, W, 1-0 (10 innings) and W, 4-3 (12 innings)
Won on a Walk-Off	W, 4-1 - Eastern Michigan; March 13, 2021
	Logan Tanner three-run home run in the ninth inning
Won Consecutive Games Via A Walk-Off	February 27-28, 2021; Tulane, W, 9-5 and W, 5-4
	Luke Hancock grand slam in the ninth inning
	Tanner Allen two-RBI single in the ninth inning

### A MISSISSIPPI STATE OFFENSE...

Scored 30+ Runs	32 - Jackson State; April 29, 1988
Scored 25+ Runs	27 - Alcorn State; April 20, 2010
Scored 20+ Runs	24 - South Carolina; May 16, 2019
Scored 15+ Runs	19 - UAB; April 20, 2021
Scored 10+ Runs In An Inning	12 - Arkansas State (8th); April 13, 2021
Scored 9+ Runs In An Inning	10 - at Auburn (1st); April 11, 2021
Scored 8+ Runs In An Inning	10 - at Auburn (1st); April 11, 2021
Had 30+ Hits	30 - Kentucky; April 30, 1989
Had 25+ Hits	26 - Little Rock; February 28, 1999
Had 20+ Hits	21 - South Carolina; May 16, 2019
Had 20+ Hits in Back-to-Back Games	Auburn (20, 21); March 23-24, 2019
Had 6+ Home Runs	6 - at UAB; March 18, 2008
Had 5+ Home Runs	5 - Arkansas State; April 13, 2021
Hit Back-To-Back Home Runs	5th Inning, Tanner Allen (Two-Run)/Kamren James (Solo) - at Auburn; April 9, 2021
Hit Back-To-Back-To-Back Home Runs	8th Inning, Russ Sneed (2R HR)/Connor Powers (Solo)/Ryan Duffy (Solo) - Alabama; May 3, 2009
Had 3+ Triples	3 - Southern Cal; March 14, 2004
Had 8+ Doubles	8 - Auburn; March 24, 2019
Had 7+ Doubles	7 - UAB; April 20, 2021
Had 6+ Doubles	7 - UAB; April 20, 2021
Had 10+ Walks	10 - North Alabama; March 24, 2021
Had 9+ Stolen Bases	10 - Arkansas-Pine Bluff; March 18, 2017
Had 8+ Stolen Bases	10 - Arkansas-Pine Bluff; March 18, 2017
Didn't Strikeout in a Game	Jackson State; February 26, 2019
Had Two or Fewer Strikeouts	2 - Eastern Michigan; March 12, 2021
Was Shut Out	Ole Miss (0-9); April 17, 2021
at Home	Ole Miss (0-9); April 17, 2021
on The Road	at Long Beach State (0-4); February 28, 2020
Back-To-Back Games	Auburn (0-5, 0-4); March 27-28, 2015
Three-Straight Games	vs. Southern Miss (0-3); March 24, 2018 and Auburn (0-5, 0-4); March 27-28, 2015

### A MISSISSIPPI STATE DEFENSE...

Turned 5+ Double Plays	5 - San Diego; March 8, 2015
Turned 4+ Double Plays	5 - San Diego; March 8, 2015
Turned 3+ Double Plays	3 - Ole Miss; April 16, 2021
Turned A Triple Play	Auburn-Montgomery; March 9, 1991
Had 5+ Errors	5 - at Vanderbilt; March 18, 2011
Had 4+ Errors	4 - Tulane; February 26, 2021
Threw Out 3 Base Runners	3 - Logan Tanner; Tulane; February 26, 2021



#### MISSISSIPPI STATE PITCHING STAFF...

Threw a No-Hitter	Jackson Fristoe (6 IP), Landon Sims (1 IP), Mikey Tepper (1 2/3 IP), Cam Tullar (1/3 IP); Kent State, March 7, 2021
Held Opponent To 1 Hit	at Texas A&M; May 3, 2019
Held Opponent To 2 Hits	Eastern Michigan; March 13, 2021
Struck Out 20+ Batters	20 - vs. Southern Miss; March 3, 2021
Struck Out 15+ Batters	15 - Arkansas State; April 13, 2021
Did Not Issue A Walk	at Auburn; April 10, 2021
Shut Out An Opponent	at LSU (3-0); March 20, 2021
at Home	Eastern Michigan (14-0); March 12, 2021
on The Road	at LSU (3-0); March 20, 2021
Neutral Site Game	vs. Washington (1-0); June 16, 2018 \$
Postseason Game	vs. Washington (1-0); June 16, 2018 \$
Back-To-Back Shutouts	2021 (Kent State, March 7 [13-0]; Grambling, March 9 [10-0] and Louisiana-Lafayette, March 10 [4-0])
Three Straight Shutouts	2021 (Kent State, March 7 [13-0]; Grambling, March 9 [10-0] and Louisiana-Lafayette, March 10 [4-0]; Eastern Michigan, March 12 [14-0])
Four Straight Shutouts	2021 (Kent State, March 7 [13-0]; Grambling, March 9 [10-0] and Louisiana-Lafayette, March 10 [4-0]; Eastern Michigan, March 12 [14-0])
Shut Out An SEC Opponent	at LSU (3-0); March 20, 2021
at Home	Alabama (6-0); April 12, 2019
On The Road	at LSU (3-0); March 20, 2021
Neutral Site	vs. Georgia (3-0); May 24, 2017 #

#### A MISSISSIPPI STATE BATTER HAD...

Hit for the Cycle	Brad Freeman; South Alabama, February 17, 1998
Walk-Off Hit	Tanner Allen (2RBI single); Tulane, February 28, 2021
8+ At-Bats	8 - Jordan Westburg, Tanner Allen & Rowdey Jordan vs. LSU, May 22, 2019 #
6+ Hits	6 - Adam Frazier; at Virginia, June 8, 2013
5+ Hits	5 - Tanner Allen; South Carolina, May 16, 2019
4+ Hits	4 - Rowdey Jordan; Ole Miss, April 18, 2021
2+ Hits In An Inning	Tanner Allen (1B, 3B; 1st inning); at Auburn, April 11, 2021
5+ Runs	5 - Jon Knott; Little Rock, February 28, 1999
4+ Runs	4 - Kamren James; at Auburn, April 11, 2021
3+ Doubles	3 - Justin Foscue; Georgia, April 26, 2019
2+ Triples	2 - C.T. Bradford; at Arizona, March 9, 2014
3+ Home Runs	3 - Brent Rooker; vs. Kentucky, April 8, 2017
2+ Home Runs	2 - Luke Hancock; Samford, March 16, 2021
Inside-The-Park Home Run	Cody Brown; vs. Kentucky, April 7, 2017
Pinch Hit Home Run	Kyte McDonald; Arkansas State, April 13, 2021
Leadoff Home Run (Top or bottom of 1st inning)	Rowdey Jordan (Bottom 1st); Arkansas State, April 13, 2021
Walk-Off Home Run	Logan Tanner (3-run); Eastern Michigan, March 13, 2021
Hit a Grand Slam	Luke Hancock; Tulane, February 28, 2021
Multiple Grand Slams	Never
A Pinch Hit Grand Slam	Never
10+ RBIs	11 - Jason Nappi; at UAB, March 18, 2008
9+ RBIs	9 - Ryan Duffy; vs. Jackson State, April 6, 2010
8+ RBIs	8 - Brent Rooker; vs. Indiana State, February 24, 2017
7+ RBIs	7 - Jordan Westburg; vs. North Carolina, June 19, 2018 \$
10+ Total Bases	13 - Brent Rooker; vs. Kentucky, April 8, 2017
4+ Walks	4 - Logan Tanner; Kent State, March 5, 2021
3+ Walks	3 - Scotty Dubrule; Samford, March 16, 2021
4+ Stolen Bases	4 - Derrick Armstrong; vs. Michigan State, March 1, 2014
3+ Stolen Bases	3 - Tanner Leggett; Southern, April 6, 2021
Stole Home	Kamren James; Jackson State, February 24, 2021
4+ Hit By Pitches	4 - Rowdey Jordan; at Auburn, April 11, 2021
3+ Hit By Pitches	4 - Rowdey Jordan; at Auburn, April 11, 2021

#### A MISSISSIPPI STATE PITCHER HAD...

A Perfect Game	J.T. Peatross; Mississippi College (1-0), 1918
A No-Hitter	Jackson Fristoe (6 IP), Landon Sims (1 IP), Mikey Tepper (1 2/3 IP), Cam Tullar (1/3 IP); Kent State, March 7, 2021
A Complete Game No-Hitter	Gene Morgan (7 IP); at Hawaii-Hilo (2-0), April 6, 1985
A Complete Game (9 Inn.)	Jacob Billingsley; at Southern Miss (8-1), June 6, 2017 %
A Complete Game (7 Inn.)	JT Ginn; at Texas A&M-1 (0-1), May 4, 2019
Complete-Game 1-Hitter	Unknown
Complete-Game 2-Hitter	Ricky Bowen; vs. Ole Miss, March 16, 2008
Consecutive Complete Games	Dakota Hudson; 2016 (at Auburn (4-0), May 13 and Arkansas (7-0), May 19)
A Complete-Game Shutout	Dakota Hudson; vs. Arkansas (7-0), May 19, 2016
at Home	Dakota Hudson; vs. Arkansas (7-0), May 19, 2016
on The Road	Dakota Hudson; at Auburn (4-0), May 13, 2016
SEC Game	Dakota Hudson; vs. Arkansas (7-0), May 19, 2016
as a Freshman	Scott Tanksley; vs. Mississippi College (6-0), April 20, 1993
Postseason Game	B.J. Wallace; vs. Nicholls State (1-0), May 21, 1992 %
17+ Strikeouts	17 - Chris Stratton; at LSU, March 16, 2012
15+ Strikeouts	15 - Ethan Small; Alabama, April 14, 2019
10+ Strikeouts	10 - Will Bednar; Kentucky, April 2, 2021
Recorded Two Saves In One Day	Trevor Fitts; vs. Marshall and Alabama A&M, February 22, 2015

## Hit It Hard

### Top 10 Exit Velocities

Below is a listing of the top-10 hardest hit balls by MSU in 2021.

Exit Velocity	Name	Opponent	Result
111.22	Tanner, Logan	Tulane (2/27)	Single
111.21	Cumbest, Brad	Southern (4/6)	Single
110.38	Jordan, Rowdey	Auburn (4/9)	Error
109.61	Allen, Tanner	Ole Miss (4/18)	Triple
109.47	James, Kamren	Tulane (2/27)	Ground Out
109.11	Allen, Tanner	Kent State (3/7)	Line Out
108.92	Jordan, Rowdey	Samford (3/16)	Double
108.68	Tanner, Logan	LSU (3/20)	Line Out
108.64	Tanner, Logan	Ole Miss (4/18)	Double
108.24	James, Kamren	Kentucky (4/2)	Line Out

NOTE: Data not available for College Baseball Showdown.

### Individual Exit Velocities

Below is a listing of each MSU student-athlete's average and top exit velocity of the 2021 season.

Name	Top EV	Average EV
Allen, Tanner	109.11	90.63
Clark, Kellum	95.53	76.28
Cumbest, Brad	111.21	91.53
Dubrule, Scotty	100.74	84.62
Forsythe, Lane	103.70	88.69
Garner, Kace	95.28	87.84
Hancock, Luke	107.16	88.54
Hatcher, Josh	107.43	87.27
James, Kamren	109.47	88.46
Jordan, Rowdey	110.38	88.59
Leggett, Tanner	103.96	84.48
McDonald, Kyte	100.23	88.00
McGowan, Drew	106.08	79.91
Pimentel, Brandon	102.71	89.50
Skinner, Brayland	106.77	90.40
Tanner, Logan	111.22	90.09

NOTE: Data not available for College Baseball Showdown.

### Barrel Count

Below is a listing of each MSU student-athlete's total barreled balls in 2021.

Name	2021 Barrels	2020 Barrels
Allen, Tanner	14	1
Clark, Kellum	1	--
Cumbest, Brad	3	1
Dubrule, Scotty	2	--
Forsythe, Lane	4	--
Garner, Kace	1	--
Hancock, Luke	9	--
Hatcher, Josh	14	8
James, Kamren	13	6
Jordan, Rowdey	9	3
Leggett, Tanner	3	--
McDonald, Kyte	5	--
McGowan, Drew	--	--
Pimentel, Brandon	1	4
Skinner, Brayland	3	--
Tanner, Logan	13	2

NOTE: A barreled ball is 98-plus exit velocity and a 10-35 degree launch angle. Barreled balls include all balls put in play ... Data not available for College Baseball Showdown.



## Season Statistics

Record: 28-8 Home: 20-6 Away: 5-1 Neutral: 3-1 SEC: 10-5

Player	avg	gp-gs	ab	r	h	2b	3b	hr	rbi	tb	slg%	bb	hp	so	gdp	ob%	sf	sh	sb-att	po	a	e	fld%
5 Allen, Tanner	.344	35-35	128	38	44	7	3	5	37	72	.563	13	11	23	2	.442	2	0	7-8	48	5	0	1.000
4 Jordan, Rowdey	.311	36-36	135	40	42	8	3	6	24	74	.548	14	12	21	3	.415	3	0	5-6	56	2	2	.967
6 James, Kamren	.301	36-36	133	28	40	7	0	8	39	71	.534	11	4	27	0	.359	5	0	14-15	23	50	11	.869
19 Tanner, Logan	.262	35-34	122	22	32	8	0	6	28	58	.475	18	0	27	4	.355	1	0	0-1	350	17	1	.997
20 Hancock, Luke	.252	36-36	115	23	29	3	0	7	35	53	.461	28	4	9	4	.401	5	0	3-3	92	7	0	1.000
10 Hatcher, Josh	.195	35-35	123	15	24	8	0	2	12	38	.309	8	3	22	2	.261	0	1	5-5	200	16	3	.986
-----																							
25 McDonald, Kyte	.412	11-1	17	5	7	4	0	1	6	14	.824	1	0	2	0	.444	0	0	0-0	0	0	0	.000
33 Cumbest, Brad	.372	24-11	43	10	16	2	1	2	5	26	.605	3	1	12	0	.426	0	0	0-0	16	0	1	.941
31 Leggett, Tanner	.317	24-9	41	12	13	2	0	1	3	18	.439	6	2	10	3	.429	0	1	5-6	15	14	3	.906
43 Forsythe, Lane	.305	27-26	82	19	25	3	0	1	11	31	.378	11	2	23	1	.396	1	1	1-1	27	49	7	.916
50 Pimentel, Brandon	.286	10-1	14	3	4	0	0	1	6	7	.500	3	0	6	1	.412	0	0	0-0	19	2	0	1.000
3 Dubrulle, Scotty	.283	35-29	106	26	30	6	0	0	16	36	.340	18	0	17	2	.387	0	2	3-5	45	59	2	.981
9 Jordan, Landon	.281	12-9	32	2	9	2	0	0	5	11	.344	6	1	8	1	.410	0	1	2-2	3	13	0	1.000
36 Skinner, Brayland	.224	25-16	58	13	13	2	1	1	9	20	.345	8	4	12	1	.357	0	0	3-4	25	1	0	1.000
11 Clark, Kellum	.222	7-2	9	4	2	0	0	1	4	5	.556	3	2	2	0	.500	0	0	0-0	2	0	0	1.000
8 McGowan, Drew	.219	22-8	32	6	7	2	0	0	6	9	.281	8	1	3	1	.381	1	0	2-3	12	1	0	1.000
12 Meche, Davis	.182	9-0	11	3	2	0	0	0	1	2	.182	2	1	4	0	.357	0	0	0-0	1	6	0	1.000
44 Garner, Kace	.167	10-0	12	4	2	1	0	0	3	3	.250	3	0	3	0	.333	0	0	0-0	19	0	0	1.000
Totals	.281	36	1213	273	341	65	8	42	250	548	.452	164	48	231	25	.383	18	6	50-59	969	266	36	.972
Opponents	.204	36	1190	139	243	44	3	35	124	398	.334	134	26	464	14	.297	6	4	14-28	911	356	47	.964

LOB - Team (266), Opp (252). DPs turned - Team (25), Opp (30). CI - Team (0), Opp (1). IBB - Team (2), Hancock 1, Hatcher 1, Opp (3). Picked off - Jordan, R. 1.

### (All games Sorted by Earned run avg)

Player	era	w-l	app	gs	cg	sho	sv	ip	h	r	er	bb	so	2b	3b	hr	b/avg	wp	hp	bk	sfa	sha
28 MacLeod, Christian	2.83	3-2	9	9	0	0/1	0	41.1	34	17	13	14	63	3	0	10	.221	4	1	0	1	1
-----																						
18 Patrick, Chase	0.00	0-0	11	0	0	0/0	0	8.0	6	0	0	0	6	0	0	0	.214	2	1	0	0	0
38 Alford, Kole	0.00	0-0	1	0	0	0/0	0	0.1	1	0	0	1	1	0	0	0	.500	0	0	0	0	0
23 Sims, Landon	0.37	2-0	11	0	0	0/3	5	24.1	11	1	1	7	47	4	0	0	.133	1	0	0	0	1
51 Carmouche, Dylan	1.42	1-0	8	0	0	0/1	0	6.1	5	2	1	3	11	1	0	0	.208	1	1	0	1	0
32 Stinnett, Parker	2.16	0-0	8	0	0	0/2	1	8.1	2	2	2	5	13	2	0	0	.071	3	1	0	0	0
48 Harding, Houston	2.22	4-1	12	4	0	0/1	0	28.1	21	9	7	7	37	6	0	4	.204	3	0	1	0	0
7 Smith, Brandon	2.53	4-1	11	1	0	0/1	1	21.1	13	8	6	6	26	1	0	2	.163	2	1	0	0	0
39 Tepper, Mikey	2.70	2-0	7	2	0	0/1	0	10.0	7	4	3	5	13	2	0	0	.179	5	0	1	0	0
35 Johnson, Preston	2.84	1-0	9	0	0	0/2	0	12.2	6	4	4	7	21	0	0	0	.146	0	2	0	1	0
24 Bednar, Will	3.55	2-1	8	6	0	0/2	0	33.0	25	14	13	6	52	7	1	5	.208	1	3	0	0	1
27 Fristoe, Jackson	4.08	3-2	9	8	0	0/1	0	35.1	26	16	16	22	52	4	2	6	.203	3	2	1	0	0
29 Koestler, Carlisle	4.08	3-0	9	2	0	0/0	0	17.2	18	8	8	6	22	2	0	2	.261	3	2	0	1	1
45 Tullar, Cam	4.50	0-0	12	0	0	0/1	0	12.0	10	6	6	6	13	2	0	0	.227	2	0	0	1	0
2 Hunt, KC	4.50	0-0	10	0	0	0/1	0	10.0	8	5	5	5	10	1	0	1	.222	8	2	0	0	0
17 Simmons, Stone	5.06	1-0	9	0	0	0/0	1	10.2	10	6	6	3	15	2	0	0	.244	1	0	0	0	0
14 Self, Riley	5.40	0-0	7	0	0	0/2	0	5.0	9	4	3	4	7	1	0	0	.375	0	0	0	0	0
15 Smith, Cade	5.40	1-0	3	0	0	0/0	0	3.1	3	3	2	3	8	1	0	0	.214	0	1	0	0	0
40 Forrester, Jaxen	6.00	0-0	3	0	0	0/1	0	3.0	2	2	2	2	1	1	0	0	.200	2	0	0	1	0
37 Cerantola, Eric	6.14	0-1	7	4	0	0/0	0	14.2	11	10	10	10	20	0	0	2	.208	3	6	0	0	0
26 Lovett, Xavier	6.75	0-0	6	0	0	0/1	0	4.0	3	4	3	2	1	2	0	0	.188	1	1	0	0	0
55 Price, Spencer	7.71	1-0	8	0	0	0/1	0	7.0	5	6	6	5	12	0	0	2	.185	2	1	0	0	0
47 Talley, Drew	9.00	0-0	4	0	0	0/1	0	3.0	5	4	3	1	7	2	0	0	.357	0	0	0	0	0
13 Rokose, Davis	10.80	0-0	4	0	0	0/0	0	3.1	2	4	4	4	6	0	0	1	.167	0	1	0	0	0
Totals	3.46	28-8	36	36	0	5/5	8	323.0	243	139	124	134	464	44	3	35	.204	47	26	3	6	4
Opponents	7.20	8-28	36	36	1	1/0	5	303.2	341	273	243	164	231	65	8	42	.281	39	48	5	18	6

PB - Team (2), Tanner 1, Hancock 1, Opp (4). Pickoffs - Team (2), Harding 1, Patrick 1, Opp (1). SBA/ATT - Tanner (8-16), Hancock (6-7), MacLeod (3-7), Tepper (3-3), Harding (2-3), Fristoe (0-2), Cerantola (2-2), Bednar (0-2), Self (0-1), Price (1-1), Hunt (0-1), Johnson (1-1), Sims (1-1), Talley (0-1), Tullar (0-1), Patrick (0-1), Carmouche (1-1).

## Last Five Games Statistics

Record: 4-1 Home: 4-1 Away: 0-0 SEC: 2-1

Player	avg	gp-gs	ab	r	h	2b	3b	hr	rbi	tb	slg%	bb	hp	so	gdp	ob%	sf	sh	sb-att	po	a	e	fld%
4 Jordan, Rowdey	.444	5-5	18	6	8	1	0	2	5	15	.833	3	0	5	0	.500	1	0	0-0	8	1	0	1.000
3 Dubrule, Scotty	.438	5-5	16	6	7	1	0	0	3	8	.500	2	0	4	0	.500	0	0	1-1	13	12	0	1.000
19 Tanner, Logan	.333	5-5	18	3	6	3	0	1	7	12	.667	0	0	4	0	.316	1	0	0-0	31	2	0	1.000
6 James, Kamren	.250	5-5	16	4	4	1	0	1	7	8	.500	2	1	5	0	.318	3	0	2-2	2	10	2	.857
20 Hancock, Luke	.100	5-5	20	3	2	1	0	0	4	3	.150	2	0	1	0	.182	0	0	1-1	29	2	0	1.000
-----																							
11 Clark, Kellum	.667	2-0	3	2	2	0	0	1	4	5	1.667	1	0	1	0	.750	0	0	0-0	2	0	0	1.000
12 Meche, Davis	.500	2-0	2	1	1	0	0	0	1	1	.500	0	1	1	0	.667	0	0	0-0	0	0	0	.000
5 Allen, Tanner	.429	4-4	14	5	6	2	2	0	3	12	.857	1	2	4	0	.529	0	0	1-1	2	1	0	1.000
25 McDonald, Kyte	.400	2-1	5	2	2	1	0	1	2	6	1.200	0	0	0	0	.400	0	0	0-0	0	0	0	.000
31 Leggett, Tanner	.400	3-0	5	4	2	0	0	1	2	5	1.000	2	0	0	0	.571	0	0	1-2	2	2	0	1.000
33 Cumbest, Brad	.375	3-2	8	3	3	1	0	1	1	7	.875	0	0	1	0	.375	0	0	0-0	4	0	0	1.000
8 McGowan, Drew	.333	2-0	3	2	1	1	0	0	1	2	.667	0	0	0	0	.333	0	0	0-0	0	0	0	.000
43 Forsythe, Lane	.286	5-5	14	3	4	1	0	1	4	8	.571	1	0	2	0	.333	0	0	0-0	6	6	2	.857
36 Skinner, Brayland	.214	5-4	14	3	3	0	0	0	1	3	.214	0	1	2	0	.267	0	0	1-1	4	0	0	1.000
10 Hatcher, Josh	.077	4-4	13	1	1	0	0	0	1	1	.077	1	0	3	0	.143	0	0	0-0	25	3	2	.933
50 Pimentel, Brandon	.000	2-0	2	0	0	0	0	0	0	0	.000	0	0	1	0	.000	0	0	0-0	1	0	0	1.000
44 Garner, Kace	.000	2-0	1	1	0	0	0	0	0	0	.000	0	0	0	0	.000	0	0	0-0	1	0	0	1.000
Totals	.302	5	172	49	52	13	2	9	46	96	.558	15	5	34	0	.365	5	0	7-8	135	40	6	.967
Opponents	.263	5	179	33	47	10	1	7	31	80	.447	22	8	58	3	.365	2	0	0-1	123	33	4	.975

LOB - Team (25), Opp (43). DPs turned - Team (5). Picked off - Jordan, R. 1.

### (Last Five Sorted by Earned run avg)

Player	era	w-l	app	gs	cg	sho	sv	ip	h	r	er	bb	so	2b	3b	hr	b/avg	wp	hp	bks	sfa	sha
45 Tullar, Cam	3.38	0-0	3	0	0	0/0	0	5.1	6	2	2	1	5	1	0	0	.273	2	0	0	1	0
28 MacLeod, Christian	3.60	0-0	1	1	0	0/0	0	5.0	4	2	2	2	5	0	0	1	.222	0	0	0	0	0
-----																						
23 Sims, Landon	0.00	0-0	2	0	0	0/0	2	3.0	1	0	0	0	4	1	0	0	.100	0	0	0	0	0
37 Cerantola, Eric	0.00	0-0	2	0	0	0/0	0	2.0	0	0	0	1	4	0	0	0	.000	0	0	0	0	0
32 Stinnett, Parker	0.00	0-0	2	0	0	0/0	0	2.0	1	0	0	1	1	1	0	0	.143	0	1	0	0	0
18 Patrick, Chase	0.00	0-0	2	0	0	0/0	0	1.1	1	0	0	0	1	0	0	0	.200	0	1	0	0	0
2 Hunt, KC	0.00	0-0	1	0	0	0/0	0	1.0	1	0	0	1	1	0	0	0	.250	1	1	0	0	0
17 Simmons, Stone	0.00	0-0	1	0	0	0/0	0	1.0	0	0	0	0	1	0	0	0	.000	0	0	0	0	0
7 Smith, Brandon	0.00	0-0	1	0	0	0/0	0	1.0	1	1	0	0	1	0	0	0	.200	0	0	0	0	0
35 Johnson, Preston	2.25	1-0	3	0	0	0/0	0	4.0	2	1	1	1	7	0	0	0	.167	0	2	0	1	0
39 Tepper, Mikey	3.00	1-0	2	1	0	0/0	0	3.0	4	1	1	1	2	1	0	0	.308	1	0	0	0	0
27 Fristoe, Jackson	3.38	0-0	1	1	0	0/0	0	2.2	2	1	1	4	3	1	0	0	.222	0	0	0	0	0
29 Koestler, Carlisle	7.36	0-0	2	1	0	0/0	0	3.2	6	3	3	1	5	0	0	1	.353	1	0	0	0	0
15 Smith, Cade	7.71	1-0	2	0	0	0/0	0	2.1	3	3	2	3	6	1	0	0	.273	0	0	0	0	0
48 Harding, Houston	8.10	1-0	1	0	0	0/0	0	3.1	2	3	3	1	5	0	0	2	.167	0	0	0	0	0
24 Bednar, Will	18.00	0-1	1	1	0	0/0	0	3.0	7	6	6	2	4	2	1	1	.467	0	1	0	0	0
55 Price, Spencer	27.00	0-0	1	0	0	0/0	0	1.0	2	3	3	0	3	0	0	1	.400	0	1	0	0	0
13 Rokose, Davis	99.00	0-0	1	0	0	0/0	0	0.1	1	4	4	2	0	0	0	1	.500	0	1	0	0	0
47 Talley, Drew	99.00	0-0	1	0	0	0/0	0	0.0	3	3	3	1	0	2	0	0	1.000	0	0	0	0	0
Totals	6.20	4-1	5	5	0	0/0	2	45.0	47	33	31	22	58	10	1	7	.263	5	8	0	2	0
Opponents	10.32	1-4	5	5	1	1/0	0	41.0	52	49	47	15	34	13	2	9	.302	7	5	0	5	0

PB - Team (0), Opp (1). Pickoffs - Team (0), Opp (1). SBA/ATT - Tanner (0-1), MacLeod (0-1).



## Last 10 Games Statistics

Record: 9-1 Home: 6-1 Away: 3-0 SEC: 6-1

Player	avg	gp-gs	ab	r	h	2b	3b	hr	rbi	tb	slg%	bb	hp	so	gdp	ob%	sf	sh	sb-att	po	a	e	fld%
4 Jordan, Rowdey	.421	10-10	38	16	16	3	1	3	8	30	.789	4	4	6	0	.511	1	0	2-2	17	1	0	1.000
5 Allen, Tanner	.406	9-9	32	11	13	4	3	2	13	29	.906	4	3	5	1	.500	1	0	1-1	9	1	0	1.000
43 Forsythe, Lane	.324	10-10	34	8	11	2	0	1	6	16	.471	3	0	10	0	.378	0	0	1-1	10	14	3	.889
6 James, Kamren	.314	10-10	35	10	11	1	0	3	13	21	.600	5	2	8	0	.400	3	0	5-5	4	15	2	.905
19 Tanner, Logan	.297	10-10	37	9	11	5	0	3	13	25	.676	2	0	10	0	.325	1	0	0-0	77	5	0	1.000
20 Hancock, Luke	.216	10-10	37	6	8	1	0	1	8	12	.324	5	1	2	0	.326	0	0	2-2	39	2	0	1.000
36 Skinner, Brayland	.200	10-8	30	4	6	0	0	0	4	6	.200	2	2	6	1	.294	0	0	2-2	13	1	0	1.000
10 Hatcher, Josh	.156	9-9	32	3	5	1	0	1	3	9	.281	1	0	4	0	.182	0	0	1-1	45	6	2	.962
-----																							
11 Clark, Kellum	.500	4-1	4	4	2	0	0	1	4	5	1.250	3	1	1	0	.750	0	0	0-0	2	0	0	1.000
3 Dubrule, Scotty	.450	10-5	20	7	9	1	0	0	5	10	.500	3	0	4	0	.522	0	0	1-1	13	14	0	1.000
8 McGowan, Drew	.400	3-0	5	2	2	2	0	0	2	4	.800	0	0	0	0	.400	0	0	0-0	0	0	0	.000
33 Cumbest, Brad	.385	7-2	13	5	5	1	0	2	2	12	.923	0	0	1	0	.385	0	0	0-0	7	0	0	1.000
31 Leggett, Tanner	.353	8-5	17	7	6	1	0	1	2	10	.588	3	2	3	1	.500	0	1	4-5	12	10	2	.917
50 Pimentel, Brandon	.333	4-0	6	2	2	0	0	1	2	5	.833	0	0	2	1	.333	0	0	0-0	6	0	0	1.000
44 Garner, Kace	.333	4-0	3	2	1	1	0	0	1	2	.667	0	0	1	0	.333	0	0	0-0	9	0	0	1.000
25 McDonald, Kyte	.286	3-1	7	2	2	1	0	1	2	6	.857	0	0	0	0	.286	0	0	0-0	0	0	0	.000
12 Meche, Davis	.167	4-0	6	2	1	0	0	0	1	1	.167	0	1	2	0	.286	0	0	0-0	1	3	0	1.000
Totals	.312	10	356	100	111	24	4	20	89	203	.570	35	16	65	4	.392	6	1	19-20	270	75	9	.975
Opponents	.244	10	348	54	85	15	1	13	50	141	.405	44	10	121	5	.343	3	0	2-6	252	84	13	.963

LOB - Team (62), Opp (81). DPs turned - Team (9), Opp (7). IBB - Team (0), Opp (1). Picked off - Jordan, R. 1.

### (Last 10 Sorted by Earned run avg)

Player	era	w-l	app	gs	cg	sho	sv	ip	h	r	er	bb	so	2b	3b	hr	b/avg	wp	hp	bks	sfa	sha
28 MacLeod, Christian	3.27	0-0	2	2	0	0/0	0	11.0	9	4	4	4	11	0	0	3	.220	0	0	0	0	0
27 Fristoe, Jackson	5.91	1-0	3	3	0	0/0	0	10.2	10	7	7	12	17	3	0	1	.250	1	0	1	0	0
24 Bednar, Will	6.30	1-1	2	2	0	0/0	0	10.0	11	7	7	2	11	3	1	2	.282	0	1	0	0	0
-----																						
23 Sims, Landon	0.00	0-0	3	0	0	0/0	3	5.0	1	0	0	0	8	1	0	0	.063	0	0	0	0	0
32 Stinnett, Parker	0.00	0-0	4	0	0	0/0	1	4.0	1	0	0	2	3	1	0	0	.071	1	1	0	0	0
18 Patrick, Chase	0.00	0-0	5	0	0	0/0	0	3.1	3	0	0	0	3	0	0	0	.231	1	1	0	0	0
37 Cerantola, Eric	0.00	0-0	3	0	0	0/0	0	3.0	1	0	0	1	7	0	0	0	.100	1	0	0	0	0
7 Smith, Brandon	0.00	1-0	2	0	0	0/0	0	1.2	2	1	0	0	3	0	0	0	.222	0	1	0	0	0
45 Tullar, Cam	2.84	0-0	5	0	0	0/0	0	6.1	6	2	2	1	7	1	0	0	.250	2	0	0	1	0
48 Harding, Houston	5.40	2-0	4	0	0	0/0	0	6.2	6	5	4	2	9	0	0	3	.240	0	0	0	0	0
39 Tepper, Mikey	5.40	1-0	4	1	0	0/0	0	5.0	6	3	3	4	6	2	0	0	.286	4	0	1	0	0
15 Smith, Cade	5.40	1-0	3	0	0	0/0	0	3.1	3	3	2	3	8	1	0	0	.214	0	1	0	0	0
29 Koestler, Carlisle	5.79	1-0	3	2	0	0/0	0	4.2	7	3	3	1	5	0	0	1	.333	1	0	0	0	0
35 Johnson, Preston	6.00	1-0	5	0	0	0/0	0	6.0	4	4	4	3	9	0	0	0	.211	0	2	0	1	0
2 Hunt, KC	6.00	0-0	3	0	0	0/0	0	3.0	3	2	2	3	4	0	0	1	.250	1	1	0	0	0
51 Carmouche, Dylan	6.75	0-0	2	0	0	0/0	0	1.1	2	1	1	1	2	1	0	0	.400	0	0	0	1	0
17 Simmons, Stone	6.75	0-0	2	0	0	0/0	0	1.1	3	1	1	0	2	0	0	0	.429	0	0	0	0	0
55 Price, Spencer	15.43	0-0	3	0	0	0/0	0	2.1	3	4	4	2	4	0	0	1	.300	1	1	0	0	0
13 Rokose, Davis	27.00	0-0	2	0	0	0/0	0	1.1	1	4	4	2	2	0	0	1	.200	0	1	0	0	0
47 Talley, Drew	99.00	0-0	1	0	0	0/0	0	0.0	3	3	3	1	0	2	0	0	1.000	0	0	0	0	0
Totals	5.10	9-1	10	10	0	0/0	4	90.0	85	54	51	44	121	15	1	13	.244	13	10	2	3	0
Opponents	9.75	1-9	10	10	1	1/0	0	84.0	111	100	91	35	65	24	4	20	.312	17	16	0	6	1

PB - Team (0), Opp (2). Pickoffs - Team (0), Opp (1). SBA/ATT - Tanner (0-3), MacLeod (0-2), Hancock (2-2), Tepper (1-1), Tullar (0-1), Fristoe (0-1), Price (1-1).

## Team Game-by-Game (Hitting)

Date	Opponent	ab	r	h	rbi	2b	3b	hr	tb	bb	ibb	sb	cs	hbp	sac	sf	gdp	k	po	a	e	lob	avg
Feb 20	vs Texas	40	8	12	7	1	0	2	19	5	0	1	0	0	0	0	0	10	27	2	0	10	.300
Feb 21	vs TCU	33	2	7	2	1	0	1	11	2	0	0	0	0	0	0	2	11	27	9	2	6	.260
Feb 22	vs Texas Tech	37	11	12	10	1	1	1	18	6	0	0	1	0	0	0	1	5	27	8	0	5	.282
Feb 24	JACKSON STATE	33	7	10	5	3	0	1	16	7	0	5	0	2	0	0	1	3	27	14	3	11	.287
Feb 26	TULANE	34	3	6	2	3	0	0	9	2	0	1	0	1	0	0	0	6	27	6	4	7	.266
Feb 27	TULANE	34	9	10	9	0	0	3	19	7	1	1	0	0	0	0	1	4	27	10	0	9	.270
Feb 28	TULANE	32	5	7	5	2	0	1	12	7	0	1	0	0	0	0	1	10	27	5	3	8	.263
Mar 03	vs Southern Miss	30	4	9	4	1	1	0	12	5	0	1	0	0	1	1	2	5	27	4	2	9	.267
Mar 05	KENT STATE	29	8	6	8	0	1	0	8	9	0	6	1	3	0	0	0	6	27	7	1	9	.262
Mar 06	KENT STATE	34	5	10	5	3	0	0	13	4	0	0	0	0	1	0	1	5	27	13	1	7	.265
Mar 07	KENT STATE	37	13	16	12	2	0	1	21	6	0	1	0	2	0	1	1	6	27	4	1	9	.282
Mar 09	GRAMBLING	32	10	11	10	2	0	1	16	8	0	0	0	2	1	1	2	4	27	7	0	10	.286
Mar 10	LOUISIANA	25	4	4	2	1	0	0	5	3	0	1	1	1	0	2	0	8	27	7	0	3	.279
Mar 12	EASTERN MICHIGAN	37	14	14	14	7	0	0	21	10	0	4	0	0	0	1	0	8	27	4	0	10	.287
Mar 13	EASTERN MICHIGAN	28	4	4	4	0	0	1	7	3	0	1	0	2	0	0	2	4	27	12	0	5	.279
Mar 14	EASTERN MICHIGAN	32	4	8	4	1	0	1	12	1	0	0	1	3	0	0	0	2	27	5	1	8	.277
Mar 16	SAMFORD	33	10	10	10	1	0	3	20	8	0	2	1	1	0	0	0	7	27	15	1	8	.279
*Mar 19	at LSU	37	6	11	6	2	0	1	16	2	1	1	0	2	0	0	1	4	27	8	1	8	.280
*Mar 20	at LSU	28	3	4	3	1	0	0	5	5	0	0	2	0	1	1	0	5	27	6	1	5	.274
*Mar 21	at LSU	31	3	6	3	2	0	0	8	2	0	1	0	1	0	1	1	7	24	9	0	5	.270
Mar 24	NORTH ALABAMA	41	18	14	14	1	1	0	17	10	0	3	0	2	0	0	0	9	27	4	0	11	.274
*Mar 26	ARKANSAS	30	2	4	2	0	0	0	4	5	0	0	0	2	0	0	1	5	27	5	1	8	.268
*Mar 27	ARKANSAS	36	5	10	5	3	0	2	19	2	0	0	0	1	0	0	2	12	27	8	2	7	.269
*Mar 28	ARKANSAS	37	4	13	4	1	0	2	20	2	0	0	1	1	0	0	2	7	27	5	1	9	.273
*Apr 01	KENTUCKY	29	8	6	8	2	0	1	11	7	0	1	0	4	1	2	0	8	27	5	1	11	.270
*Apr 02	KENTUCKY	28	3	6	3	0	0	0	6	1	0	0	0	2	0	2	0	5	27	9	1	6	.268
*Apr 03	KENTUCKY	30	4	7	4	1	1	2	16	0	0	1	0	3	0	1	0	5	27	10	1	6	.267
Apr 06	SOUTHERN	42	15	16	11	4	0	3	29	5	0	7	0	1	0	0	0	7	27	4	0	9	.272
*Apr 09	at Auburn	35	6	8	5	3	0	2	17	3	0	2	0	1	1	0	1	9	27	6	2	7	.271
*Apr 10	at Auburn	35	7	11	7	1	0	3	21	3	0	1	0	1	0	0	1	6	27	7	0	5	.272
*Apr 11	at Auburn	42	19	17	16	2	1	1	24	9	0	1	0	5	0	0	2	4	27	8	0	10	.278
Apr 13	ARKANSAS STATE	38	18	15	15	3	0	5	33	7	0	1	1	2	0	1	0	3	27	6	1	6	.282
*Apr 16	OLE MISS	30	5	7	5	2	1	1	14	0	0	0	0	0	0	2	0	9	27	9	2	3	.280
*Apr 17	OLE MISS	27	0	1	0	0	0	0	1	2	0	0	0	0	0	0	0	12	27	8	0	2	.275
*Apr 18	OLE MISS	36	7	12	7	1	1	1	18	2	0	1	0	1	0	0	0	6	27	11	2	8	.276
Apr 20	UAB	41	19	17	19	7	0	2	30	4	0	5	0	2	0	2	0	4	27	6	1	6	.281
Totals		1213	273	341	250	65	8	42	548	164	2	50	9	48	6	18	25	231	969	266	36	266	.281



## Team Game-by-Game (Pitching)

Date	Opponent	ip	h	r	er	bb	so	2b	3b	hr	wp	bk	hbp	dp	ibb	score	w-l	sv	era
Feb 20	vs Texas	9.0	9	3	3	1	18	2	0	1	0	0	0	0	0	8-3	1-0	0	3.00
Feb 21	vs TCU	9.0	4	3	2	7	8	2	0	0	3	0	0	1	0	2-3	1-1	0	2.50
Feb 22	vs Texas Tech	9.0	6	5	5	10	15	1	0	0	2	0	4	1	0	11-5	2-1	0	3.33
Feb 24	JACKSON STATE	9.0	2	3	2	1	7	0	0	0	4	0	1	0	0	7-3	3-1	0	3.00
Feb 26	TULANE	9.0	8	7	2	5	14	1	0	1	2	0	2	0	0	3-7	3-2	0	2.80
Feb 27	TULANE	9.0	10	5	5	5	15	1	0	1	0	0	2	0	0	9-5	4-2	0	3.17
Feb 28	TULANE	9.0	12	4	4	2	14	1	1	3	1	0	0	2	1	5-4	5-2	0	3.29
Mar 03	vs Southern Miss	9.0	3	1	1	3	20	1	0	0	1	0	0	0	0	4-1	6-2	1	3.00
Mar 05	KENT STATE	9.0	4	3	2	4	15	0	0	1	1	0	0	1	0	8-3	7-2	1	2.89
Mar 06	KENT STATE	9.0	13	9	8	6	11	2	0	1	1	0	1	2	0	5-9	7-3	1	3.40
Mar 07	KENT STATE	9.0	0	0	0	2	13	0	0	0	0	0	0	0	0	13-0	8-3	1	3.09
Mar 09	GRAMBLING	9.0	2	0	0	2	13	1	0	0	0	0	0	0	0	10-0	9-3	1	2.83
Mar 10	LOUISIANA	9.0	7	0	0	1	17	2	0	0	1	1	0	1	0	4-0	10-3	1	2.62
Mar 12	EASTERN MICHIGAN	9.0	3	0	0	1	18	0	0	0	1	0	0	0	0	14-0	11-3	1	2.43
Mar 13	EASTERN MICHIGAN	9.0	2	1	1	1	8	0	0	1	0	0	2	1	0	4-1	12-3	1	2.33
Mar 14	EASTERN MICHIGAN	9.0	4	1	1	2	13	1	0	1	0	0	1	0	0	4-1	13-3	2	2.25
Mar 16	SAMFORD	9.0	7	2	2	2	9	4	0	0	4	0	0	1	0	10-2	14-3	2	2.24
*Mar 19	at LSU	9.0	4	1	1	2	12	1	0	0	0	0	0	1	0	6-1	15-3	3	2.17
*Mar 20	at LSU	9.0	5	0	0	3	10	0	0	0	1	0	0	1	0	3-0	16-3	4	2.05
*Mar 21	at LSU	8.0	7	8	8	6	9	3	0	2	3	0	1	2	0	3-8	16-4	4	2.36
Mar 24	NORTH ALABAMA	9.0	6	1	1	4	15	1	0	0	2	0	1	0	0	18-1	17-4	4	2.30
*Mar 26	ARKANSAS	9.0	10	8	7	5	13	0	0	4	2	0	0	1	0	2-8	17-5	4	2.51
*Mar 27	ARKANSAS	9.0	13	11	10	4	16	2	0	4	0	0	1	0	0	5-11	17-6	4	2.84
*Mar 28	ARKANSAS	9.0	7	6	6	6	13	1	1	1	2	0	0	0	0	4-6	17-7	4	2.97
*Apr 01	KENTUCKY	9.0	5	1	0	3	15	1	0	0	2	0	0	0	0	8-1	18-7	4	2.85
*Apr 02	KENTUCKY	9.0	5	2	2	2	12	1	0	1	1	0	0	1	1	3-2	19-7	4	2.82
*Apr 03	KENTUCKY	9.0	6	3	3	5	12	2	0	0	1	0	0	2	1	4-3	20-7	5	2.83
Apr 06	SOUTHERN	9.0	7	1	1	5	17	0	0	0	4	1	1	0	0	15-1	21-7	5	2.76
*Apr 09	at Auburn	9.0	7	5	4	4	12	0	0	2	0	0	1	0	0	6-5	22-7	6	2.80
*Apr 10	at Auburn	9.0	7	2	2	0	10	1	0	1	0	0	0	1	0	7-2	23-7	6	2.78
*Apr 11	at Auburn	9.0	11	10	10	8	12	2	0	3	3	1	0	1	0	19-10	24-7	6	3.01
Apr 13	ARKANSAS STATE	9.0	11	10	10	6	15	2	0	2	1	0	3	0	0	18-10	25-7	6	3.23
*Apr 16	OLE MISS	9.0	6	2	2	3	12	1	0	1	0	0	0	3	0	5-2	26-7	7	3.19
*Apr 17	OLE MISS	9.0	17	9	9	3	10	4	1	1	2	0	1	1	0	0-9	26-8	7	3.36
*Apr 18	OLE MISS	9.0	6	5	4	6	10	2	0	2	0	0	1	1	0	7-5	27-8	8	3.38
Apr 20	UAB	9.0	7	7	6	4	11	1	0	1	2	0	3	0	0	19-7	28-8	8	3.46
Totals		323.0	243	139	124	134	464	44	3	35	47	3	26	25	3	273-139	28-8	8	3.46

## Non-Starter Statistics

Player	avg	gp-gs	ab	r	h	2b	3b	hr	rbi	tb	slg%	bb	hp	so	gdp	ob%	sf	sh	sb-att	po	a	e	fld%
3 Dubrule, Scotty	.500	6-0	6	2	3	0	0	0	3	3	.500	1	0	0	0	.571	0	0	0-0	2	3	0	1.000
25 McDonald, Kyte	.462	10-0	13	4	6	3	0	1	6	12	.923	1	0	2	0	.500	0	0	0-0	0	0	0	.000
33 Cumbest, Brad	.400	13-0	15	4	6	1	0	1	2	10	.667	2	1	3	0	.500	0	0	0-0	8	0	0	1.000
11 Clark, Kellum	.400	5-0	5	3	2	0	0	1	4	5	1.000	1	1	2	0	.571	0	0	0-0	2	0	0	1.000
36 Skinner, Brayland	.400	9-0	5	2	2	0	0	0	1	2	.400	1	1	2	0	.571	0	0	0-0	2	0	0	1.000
31 Leggett, Tanner	.357	15-0	14	6	5	0	0	1	3	8	.571	4	0	0	0	.500	0	0	1-2	2	3	0	1.000
9 Jordan, Landon	.333	3-0	3	0	1	0	0	0	2	1	.333	2	0	0	0	.600	0	0	0-0	1	0	0	1.000
50 Pimentel, Brandon	.250	9-0	12	3	3	0	0	1	6	6	.500	3	0	6	1	.400	0	0	0-0	19	2	0	1.000
8 McGowan, Drew	.214	14-0	14	6	3	2	0	0	3	5	.357	5	1	1	1	.450	0	0	1-2	3	1	0	1.000
12 Meche, Davis	.182	9-0	11	3	2	0	0	0	1	2	.182	2	1	4	0	.357	0	0	0-0	1	6	0	1.000
44 Garner, Kace	.167	10-0	12	4	2	1	0	0	3	3	.250	3	0	3	0	.333	0	0	0-0	19	0	0	1.000
19 Tanner, Logan	.000	1-0	1	0	0	0	0	0	0	0	.000	0	0	0	0	.000	0	0	0-0	0	0	0	.000
-----																							
43 Forsythe, Lane	.000	1-0	0	0	0	0	0	0	0	0	.000	0	0	0	0	.000	0	0	0-0	0	0	0	.000
Totals	.315	36	111	37	35	7	0	5	34	57	.514	25	5	23	2	.461	0	0	2-4	67	32	4	.961
Opponents	.163	36	86	8	14	6	0	1	8	23	.267	10	2	43	0	.263	1	1	0-1	45	31	6	.927

## (All games Sorted by Earned run avg)

Player	era	w-l	app	gs	cg	sho	sv	ip	h	r	er	bb	so	2b	3b	hr	b/avg	wp	hp	bks	sfa	sha
18 Patrick, Chase	0.00	0-0	11	0	0	0/0	0	8.0	6	0	0	0	6	0	0	0	.214	2	1	0	0	0
24 Bednar, Will	0.00	0-0	2	0	0	0/0	0	5.0	1	0	0	0	9	1	0	0	.067	0	1	0	0	0
37 Cerantola, Eric	0.00	0-0	3	0	0	0/0	0	3.0	1	0	0	1	7	0	0	0	.100	1	0	0	0	0
38 Alford, Kole	0.00	0-0	1	0	0	0/0	0	0.1	1	0	0	1	1	0	0	0	.500	0	0	0	0	0
23 Sims, Landon	0.37	2-0	11	0	0	0/3	5	24.1	11	1	1	7	47	4	0	0	.133	1	0	0	0	1
51 Carmouche, Dylan	1.42	1-0	8	0	0	0/1	0	6.1	5	2	1	3	11	1	0	0	.208	1	1	0	1	0
32 Stinnett, Parker	2.16	0-0	8	0	0	0/2	1	8.1	2	2	2	5	13	2	0	0	.071	3	1	0	0	0
27 Fristoe, Jackson	2.25	0-1	1	0	0	0/0	0	4.0	3	1	1	2	6	1	0	1	.214	0	0	0	0	0
7 Smith, Brandon	2.79	3-1	10	0	0	0/1	1	19.1	13	8	6	6	24	1	0	2	.176	2	1	0	0	0
35 Johnson, Preston	2.84	1-0	9	0	0	0/2	0	12.2	6	4	4	7	21	0	0	0	.146	0	2	0	1	0
29 Koestler, Carlisle	3.21	2-0	7	0	0	0/0	0	14.0	12	5	5	5	19	2	0	1	.231	2	2	0	1	1
39 Tepper, Mikey	3.86	0-0	5	0	0	0/1	0	7.0	6	4	3	4	10	2	0	0	.207	4	0	1	0	0
45 Tullar, Cam	4.50	0-0	12	0	0	0/1	0	12.0	10	6	6	6	13	2	0	0	.227	2	0	0	1	0
2 Hunt, KC	4.50	0-0	10	0	0	0/1	0	10.0	8	5	5	5	10	1	0	1	.222	8	2	0	0	0
48 Harding, Houston	4.63	2-0	8	0	0	0/0	0	11.2	11	7	6	2	14	1	0	4	.250	0	0	0	0	0
17 Simmons, Stone	5.06	1-0	9	0	0	0/0	1	10.2	10	6	6	3	15	2	0	0	.244	1	0	0	0	0
14 Self, Riley	5.40	0-0	7	0	0	0/2	0	5.0	9	4	3	4	7	1	0	0	.375	0	0	0	0	0
15 Smith, Cade	5.40	1-0	3	0	0	0/0	0	3.1	3	3	2	3	8	1	0	0	.214	0	1	0	0	0
40 Forrester, Jaxen	6.00	0-0	3	0	0	0/1	0	3.0	2	2	2	2	1	1	0	0	.200	2	0	0	1	0
26 Lovett, Xavier	6.75	0-0	6	0	0	0/1	0	4.0	3	4	3	2	1	2	0	0	.188	1	1	0	0	0
55 Price, Spencer	7.71	1-0	8	0	0	0/1	0	7.0	5	6	6	5	12	0	0	2	.185	2	1	0	0	0
47 Talley, Drew	9.00	0-0	4	0	0	0/1	0	3.0	5	4	3	1	7	2	0	0	.357	0	0	0	0	0
13 Rokose, Davis	10.80	0-0	4	0	0	0/0	0	3.1	2	4	4	4	6	0	0	1	.167	0	1	0	0	0
Totals	3.35	14-2	36	0	0	5/5	8	185.1	135	78	69	78	268	27	0	12	.198	32	15	1	5	2
Opponents	9.07	2-7	36	0	0	1/0	5	138.0	178	158	139	93	118	35	2	24	.306	32	23	3	5	2



## Pen Production

Below is a listing of decisions (win or loss), holds and saves/blown saves from the Mississippi State bullpen in 2021.

**NOTE:** A hold occurs when a relief pitcher enters the game in a save situation and maintains the team's lead, while recording at least one out. In order for a pitcher to be credited with a hold one of two conditions must be met: 1) He enters with a lead of three runs or less and maintains that lead while recording at least one out. 2) He enters the game with the tying run on-deck, at the plate or on the bases, and records an out.

Opponent (Date)	Result	Pitcher	Line	Opponent (Date)	Result	Pitcher	Line
vs. Texas (2/20)	Win (1)	Sims, Landon	4.0 IP, 10 K	Southern (4/6)	Hold (1)	Smith, Cade	1.0 IP, 1 HBP, 2 K
vs. Texas Tech (2/22)	Win (1)	Koestler, Carlisle	2.2 IP, 2 H, 1 R, 1 ER, 2 BB, 6 K	Southern (4/6)	Hold (1)	Tepper, Mikey	1.0 IP, 1 H, 1 BB, 3 K
vs. Texas Tech (2/22)	Hold (1)	Hunt, KC	1.0 IP, 1 H	Southern (4/6)	Hold (3)	Hunt, KC	1.0 IP, 1 H, 1 BB, 2 K
Jackson State (2/24)	Hold (1)	Rokose, Davis	2.0 IP, 4 K	Southern (4/6)	Hold (1)	Carmouche, Dylan	1.0 IP, 1 BB, 2 K
Jackson State (2/24)	Hold (1)	Tepper, Mikey	1.1 IP, 1 R, 1 BB, 1 K	at Auburn (4/9)	Blown Save (1)	Harding, Houston	0.1 IP, 1 H, 1 R
Jackson State (2/24)	Hold (1)	Patrick, Chase	0.2 IP	at Auburn (4/9)	Win (3)	Smith, Brandon	0.2 IP, 1 H, 2 K
Jackson State (2/24)	Hold (1)	Lovett, Xavier	1.0 IP	at Auburn (4/9)	Save (3)	Sims, Landon	2.0 IP, 4 K
Tulane (2/27)	Win (1)	Simmons, Stone	1.0 IP, 1 H	at Auburn (4/11)	Win (1)	Harding, Houston	3.0 IP, 2 H, 1 R, 1 ER, 1 BB, 4 K
Tulane (2/28)	Blown Save(1)/Win (1)	Price, Spencer	1.0, 2 H, 2 R, 2 ER, 2 K	Arkansas State (4/13)	Win (1)	Smith, Cade	2.0 IP, 1 BB, 5 K
vs. Southern Miss	Hold (1)	Johnson, Preston	2.0 IP, 1 H, 1 BB, 6 K	Arkansas State (4/13)	Hold (4)	Johnson, Preston	1.0 IP, 3 K
vs. Southern Miss	Hold (1)	Tullar, Cam	1.0 IP, 2 K	Arkansas State (4/13)	Hold (1)	Stinnett, Parker	1.0 IP, 1 K
vs. Southern Miss	Save (1)	Simmons, Stone	1.0 IP, 1 BB, 3 K	Ole Miss (4/16)	Win (1)	Johnson, Preston	2.0 IP, 1 BB, 4 K
Kent State (3/5)	Win (1)	Smith, Brandon	4.1 IP, 5 K	Ole Miss (4/16)	Save (4)	Sims, Landon	2.0 IP, 1 H, 3 K
Grambling (3/9)	Win (1)	Carmouche, Dylan	1.0 IP, 1 BB, 2 K	Ole Miss (4/18)	Win (2)	Harding, Houston	3.1 IP, 2 H, 3 R, 3 ER, 1 BB, 5 K
Grambling (3/9)	Hold (1)	Self, Riley	1.0 IP, 1 H, 1 K	Ole Miss (4/18)	Hold (4)	Stinnett, Parker	1.0 IP, 1 H, 1 BB
Grambling (3/9)	Hold (2)	Hunt, KC	1.0 IP, 1 K	Ole Miss (4/18)	Hold (2)	Smith, Brandon	1.0 IP, 1 H, 1 R, 1 K
Eastern Michigan (3/13)	Win (2)	Koestler, Carlisle	3.0 IP, 1 H, 2 K	Ole Miss (4/18)	Save (5)	Sims, Landon	1.0 IP, 1 K
Eastern Michigan (3/14)	Hold (1)	Bednar, Will	4.0 IP, 1 H, 7 K				
Eastern Michigan (3/14)	Save (1)	Sims, Landon	1.0 IP, 3 K				
Samford (3/16)	Win (2)	Smith, Brandon	1.2 IP, 1 K				
at LSU (3/19)	Win (2)	Smith, Brandon	3.0 IP, 1 H, 3 K				
at LSU (3/20)	Hold (2)	Johnson, Preston	2.0 IP, 2 BB, 1 K				
at LSU (3/20)	Save (2)	Sims, Landon	2.0 IP, 2 H, 2 K				
at LSU (3/21)	Loss (1)	Fristoe, Jackson	4.0 IP, 3 H, 1 R, 1 ER, 2 BB, 6 K				
Arkansas (3/27)	Loss (1)	Smith, Brandon	1.0 IP, 4 H, 5 R, 5 ER, 2 BB, 2 K				
Kentucky (4/1)	Hold (1)	Harding, Houston	0.1 IP				
Kentucky (4/2)	Win (2)	Sims, Landon	2.0 IP, 2 H, 2 K				
Kentucky (4/3)	Hold (3)	Johnson, Preston	2.0 IP, 2 H, 1 R, 1 ER, 2 K				
Kentucky (4/3)	Hold (1)	Price, Spencer	0.1 IP				
Kentucky (4/3)	Hold (2)	Tullar, Cam	0.2 IP, 1 K				
Kentucky (4/3)	Save (1)	Stinnett, Parker	1.0 IP, 1 BB, 1 K				

### Individual Relief Breakdown (Statistics include only relief appearances)

Name	Win	Hold/Save	Loss/Blown Save	Name	Win	Hold/Save	Loss/Blown Save	Name	Win	Hold/Save	Loss/Blown Save
Bednar, Will	--	1/--	--/--	Lovett, Xavier	--	1/--	--/--	Smith, Brandon	3	1/1	1/--
Carmouche, Dylan	1	1/--	--/--	Patrick, Chase	--	1/--	--/--	Smith, Cade	1	1/--	--/--
Fristoe, Jackson	--	--/--	1/--	Price, Spencer	1	1/--	--/1	Stinnett, Parker	--	2/1	--/--
Harding, Houston	2	1/--	--/1	Rokose, Davis	--	1/--	--/--	Tepper, Mikey	--	2/--	--/--
Hunt, KC	--	3/--	--/--	Self, Riley	--	1/--	--/--	Tullar, Cam	--	2/--	--/--
Johnson, Preston	1	4/--	--/--	Simmons, Stone	1	--/1	--/--				
Koestler, Carlisle	2	--/--	--/--	Sims, Landon	5	--/3	--/--				

## Media Roster



**2 | KC Hunt**  
RHP | L/R | So./Fr.  
Wycoff, N.J.




**3 | Scotty Dubrule**  
IF | L/R | Gr./Sr.  
Venice, Fla.



**4 | Rowdey Jordan**  
OF | S/R | Sr./Jr.  
Auburn, Ala.




**5 | Tanner Allen**  
OF | L/R | Sr./Jr.  
Theodore, Ala.




**6 | Kamren James**  
IF | R/R | So./Fr.  
Southaven, Miss.



**7 | Brandon Smith**  
RHP | R/R | Jr./So.  
Richland, Miss.



**8 | Drew McGowan**  
OF | L/R | So./Fr.  
Hopkinsville, Ky.



**10 | Josh Hatcher**  
IF/OF | L/L | Sr./Jr.  
Albany, Ga.



**11 | Kellum Clark**  
IF | L/R | Fr./Fr.  
Brandon, Miss.



**12 | Davis Meche**  
IF | L/R | Fr./Fr.  
Lake Charles, La.



**13 | Davis Rokose**  
LHP | L/L | So./Fr.  
Johns Creek, Ga.



**14 | Riley Self**  
RHP | R/R | Gr./Sr.  
Coldwater, Miss.




**15 | Cade Smith**  
RHP | L/R | Fr./Fr.  
Southaven, Miss.



**17 | Stone Simmons**  
RHP | R/R | So./Fr.  
Houston, Texas



**18 | Chase Patrick**  
RHP | R/R | Sr./Jr.  
Ellaville, Ga.



**19 | Logan Tanner**  
C | R/R | So./Fr.  
Lucedale, Miss.




**20 | Luke Hancock**  
C | L/R | Jr./So.  
Houston, Miss.



**23 | Landon Sims**  
RHP | R/R | So./Fr.  
Cumming, Ga.



**24 | Will Bednar**  
RHP | R/R | So./Fr.  
Valencia, Pa.



**25 | Kyte McDonald**  
OF | R/R | So./Fr.  
San Antonio, Texas



**26 | Xavier Lovett**  
RHP | R/R | So./Fr.  
Houston, Texas



**27 | Jackson Fristoe**  
RHP | R/R | Fr./Fr.  
Paducah, Ky.



**28 | Christian MacLeod**  
LHP | L/L | Jr./Fr.  
Huntsville, Ala.



**29 | Carlisle Koestler**  
RHP | R/R | Gr./Sr.  
Vicksburg, Miss.



**31 | Tanner Leggett**  
IF | R/R | Sr./Jr.  
Raymond, Miss.




**32 | Parker Stinnett**  
RHP | R/R | Jr./So.  
Oxford, Miss.



**33 | Brad Cumbest**  
OF | R/R | Jr./So.  
Hurley, Miss.



**34 | Shane Lewis**  
IF | S/R | Fr./Fr.  
Vicksburg, Miss.




**35 | Preston Johnson**  
RHP | R/R | Jr./So.  
Crystal Springs, Miss.



**36 | Brayland Skinner**  
OF | L/L | Sr./So.  
Lake Cormorant, Miss.



**37 | Eric Cerantola**  
RHP | R/R | Jr./So.  
Oakville, Ontario



**38 | Kole Alford**  
LHP | R/L | So./Fr.  
McComb, Miss.



**39 | Mikey Tepper**  
RHP | L/R | Fr./Fr.  
Fort Mill, S.C.



**40 | Jaxen Forrester**  
RHP | R/R | Sr./Jr.  
Spanish Fort, Ala.



**43 | Lane Forsythe**  
IF | R/R | Fr./Fr.  
Humboldt, Tenn.



**44 | Kace Garner**  
C | R/R | Jr./So.  
Brandon, Miss.



**45 | Cam Tullar**  
LHP | R/L | Jr./So.  
Brighton, Mich./



**46 | Austin Reed**  
OF | R/R | Fr./Fr.  
Buckner, Ky.




**47 | Drew Talley**  
RHP | R/R | Sr./Jr.  
Huntsville, Ala.



**48 | Houston Harding**  
LHP | L/L | Sr./Jr.  
Walls, Miss.




**49 | Corbin Grantham**  
OF | R/R | Fr./Fr.  
Gainesville, Fla.



**50 | Brandon Pimentel**  
IF/OF | L/L | Jr./So.  
El Paso, Texas



**51 | Dylan Carmouche**  
LHP | S/L | Fr./Fr.  
Denham Springs, La.



**55 | Spencer Price**  
RHP | R/R | Gr./Sr.  
Olive Branch, Miss.