



# VANDERBILT®

## 2021 BASEBALL GAME NOTES



Vanderbilt Athletic Communications ★ 2601 Jess Neely Dr. Nashville, TN 37212  
Baseball Contact: Josh Foster ★ Cell: 205.213.5091 ★ Email: joshua.foster@vanderbilt.edu  
VUCommodores.com ★ Twitter: @VandyBoys

### 2021 SCHEDULE/RESULTS

OVERALL: 6-1 | SEC: 0-0 | H: 0-0 | A: 0-0 | N: 0-0

#### FEBRUARY (6-1)

19	Wright State	Canceled	Nashville, Tenn.
22	Wright State (DH)	W, 14-1	Nashville, Tenn.
22	Wright State (DH)	W, 1-0	Nashville, Tenn.
24	Western Kentucky	W, 12-1	Nashville, Tenn.
26	Georgia State	L, 4-2	Nashville, Tenn.
27	Georgia State	W, 5-4	Nashville, Tenn.
28	Georgia State (DH)	W, 12-2	Nashville, Tenn.
28	Georgia State (DH)	W, 17-6	Nashville, Tenn.

#### MARCH

5	Illinois-Chicago	4:30 p.m.	Nashville, Tenn.
6	Illinois-Chicago	2 p.m.	Nashville, Tenn.
7	Illinois-Chicago	1 p.m.	Nashville, Tenn.
9	Memphis	4:30 p.m.	Nashville, Tenn.
12	at Oklahoma State	6 p.m.	Stillwater, Okla.
13	at Oklahoma State	6 p.m.	Stillwater, Okla.
14	at Oklahoma State	1 p.m.	Stillwater, Okla.
16	Belmont	6:30 p.m.	Nashville, Tenn.
19	South Carolina*	6:30 p.m.	Nashville, Tenn.
20	South Carolina*	11 a.m.	Nashville, Tenn.
21	South Carolina*	1 p.m.	Nashville, Tenn.
23	Lipscomb	6 p.m.	Nashville, Tenn.
25	at Missouri*	6:30 p.m.	Columbia, Mo.
26	at Missouri*	6:30 p.m.	Columbia, Mo.
27	at Missouri*	2 p.m.	Columbia, Mo.
30	Tennessee Tech	6:30 p.m.	Nashville, Tenn.

#### APRIL

1	at LSU*	6:30 p.m.	Baton Rouge, La.
2	at LSU*	8 p.m.	Baton Rouge, La.
3	at LSU*	2 p.m.	Baton Rouge, La.
6	UT-Martin	6:30 p.m.	Nashville, Tenn.
8	Georgia*	6 p.m.	Nashville, Tenn.
9	Georgia*	6:30 p.m.	Nashville, Tenn.
10	Georgia*	2 p.m.	Nashville, Tenn.
13	Eastern Kentucky	6:30 p.m.	Nashville, Tenn.
16	at Tennessee*	6:30 p.m.	Knoxville, Tenn.
17	at Tennessee*	3 p.m.	Knoxville, Tenn.
18	at Tennessee*	1:30 p.m.	Knoxville, Tenn.
20	Austin Peay	6:30 p.m.	Nashville, Tenn.
23	Mississippi State*	7 p.m.	Nashville, Tenn.
24	Mississippi State*	7 p.m.	Nashville, Tenn.
25	Mississippi State*	1 p.m.	Nashville, Tenn.
30	at Florida*	6 p.m.	Gainesville, Fla.

#### MAY

1	at Florida*	5:30 p.m.	Gainesville, Fla.
2	at Florida*	2 p.m.	Gainesville, Fla.
4	at Louisville	6 p.m.	Louisville, Ky.
7	Alabama*	6:30 p.m.	Nashville, Tenn.
8	Alabama*	2 p.m.	Nashville, Tenn.
9	Alabama*	1 p.m.	Nashville, Tenn.
11	North Alabama	6:30 p.m.	Nashville, Tenn.
14	at Ole Miss*	6 p.m.	Oxford, Miss.
15	at Ole Miss*	4 p.m.	Oxford, Miss.
16	at Ole Miss*	1:30 p.m.	Oxford, Miss.
18	Florida International	6:30 p.m.	Nashville, Tenn.
20	Kentucky*	6:30 p.m.	Nashville, Tenn.
21	Kentucky*	6:30 p.m.	Nashville, Tenn.
22	Kentucky*	2 p.m.	Nashville, Tenn.
25-30	SEC Tournament*	TBA	Hoover, Ala.

#### JUNE

3-6	NCAA Regionals	TBA	TBD
10-13	NCAA Super Regionals	TBA	TBD
18-25	College World Series*	TBA	Omaha, Neb.

\* Southeastern Conference game  
% Hoover Met Stadium  
+ TD Ameritrade Park

### GAMES 8-10



#### NO. 2 VANDERBILT COMMODORES (6-1) vs. ILLINOIS-CHICAGO (1-2)

March 5-7, 2021 ★ Nashville, Tenn. ★ Hawkins Field (3,626)

##### VANDERBILT

Record: 6-1 Overall, 0-0 SEC  
Home / Away / Neutral: 0-0 / 0-0 / 0-0  
Rankings: D1: 2 | NCBWA: 2 | Coaches: 2  
BA: 3 | CB: 2 | PG: 5  
Head Coach: Tim Corbin  
Career Record: 865-498-1 (24th)  
Record at Vanderbilt: 759-360-1 (19th)



##### ILLINOIS-CHICAGO

Record: 1-2 Overall, 0-0 Horizon  
Home / Away / Neutral: 0-0 / 0-0 / 0-0  
Rankings: D1: -- | NCBWA: -- | Coaches: --  
BA: -- | CB: -- | PG: --  
Head Coach: Mike Dee  
Career Record: 651-515-2 (22nd)  
Record at Illinois-Chicago: Same

**TRENDING:** After suffering its first loss of the season in the series opener with Georgia State, Vanderbilt worked itself back into the win column by taking the final three games of the series with the Panthers.

- ★ The Commodores etched out a one-run victory in Saturday's matchup before winning both games of the Sunday doubleheader to claim the series.
- ★ Vanderbilt combined for 29 runs across the Sunday doubleheader with Georgia State, marking the most runs in a regular-season doubleheader under head coach **Tim Corbin**.

**WORKING FROM HOME:** The Commodores have opened the season at home for just the second time in the past five seasons and the first time since 2018. Vanderbilt has been tough to beat at Hawkins Field since the facility opened its gates in 2002.

- ★ Vanderbilt 486-167-1 (.744) all-time at Hawkins Field including a 378-108-1 (.777) mark since 2007.
- ★ Against nonconference opponents at the facility, Vanderbilt is 287-53 (.844). Since 2007 at home vs. nonconference teams, the Dorees are 221-36 (.860).
- ★ The Dorees have won their last 12 regular season home series, including two series in 2020 and eight in 2019. Vandy has won 57-of-69 three-game sets at The Hawk since 2011.
- ★ Opening weekend marked the beginning of a 12-game homestand to open the season.
- ★ The Commodores are scheduled for 34 home games during the regular season this year, which would mark the most since 2016, when the program played 36 home games.

**SEVEN IN SEVEN:** Due to inclement weather and snow accumulation in the Nashville area, Vanderbilt's season opener was delayed until Monday, Feb. 22. The Commodores went on to play seven games in seven days, marking the most games in a week span that Vanderbilt has played in the modern-era.

- ★ This year's season opener marked the latest that Vanderbilt has opened a season since 2008, when the Commodores began the campaign on Feb. 22, against Oregon State.

**WEEKLY HONORS:** Junior **Dominic Keegan** was named SEC Co-Player of the Week on Monday. Keegan was also recognized as one of Collegiate Baseball's National Players of the Week, while being named the National Hitter of the Week by the National Collegiate Baseball Writers Association (NCBWA).

- ★ Keegan posted multi-hit efforts in four of Vanderbilt's five contests last week, while notching at least one hit in all five.
- ★ He went a perfect 3-for-3 in last Wednesday's midweek win over Western Kentucky with a team-high three RBI.
- ★ The Methuen, Massachusetts, native belted his first career grand slam in Game 2 of the Sunday doubleheader with Georgia State.

**OFFENSIVE OUTPUT:** Vanderbilt has scored 10 or more runs in four of its seven contests this season, including a season-high 17 runs against Georgia State in Game 2 of the Sunday doubleheader.

- ★ The Commodores put up 29 runs across both games of the twinbill against the Panthers, marking the most in a doubleheader under head coach **Tim Corbin**.

**SERIES HISTORY:** Friday's series opener will mark the 32nd time that Vanderbilt and Illinois-Chicago have met in the all-time history between the two programs.

- ★ The Commodores own a 25-6 record in the all-time series, including a three-game sweep over Flames last season.

**MILESTONE MARKERS:** Several Commodores have eclipsed milestones throughout the early parts of the season.

- ★ Four Commodores have recorded their first career home runs across the first seven games, including: **Dominic Keegan, Parker Noland, Maxwell Romero Jr. and Carter Young**.
- ★ Freshman **Miles Garrett** picked up his first career win in last Saturday's victory against Georgia State.
- ★ Junior **Luke Murphy** notched his first career save last Saturday, with 2.0 shutout innings on the backend to seal the win over the Panthers.

**A LITTLE EARLY:** Vanderbilt added a younger face to the incoming freshman class, as freshman **Christian Little** joined the Commodores this January as an early-enrollee.

- ★ The 17-year old was rated the fifth-best right-hander in the 2021 recruiting class by Perfect Game. Little picked up his first career win in last Wednesday's matchup with Western Kentucky.

**TO THE MAX:** Sophomore **Maxwell Romero Jr.** posted an impressive offensive outing in Game 2 of Sunday's doubleheader with Georgia State. The second-year catcher recorded two home runs and a career-high seven RBI.

- ★ Romero Jr.'s first home run, a solo shot, marked the first hit of his collegiate career.
- ★ He became the first Commodore to hit two or more home runs in a game since Isaiah Thomas recorded two last season against Hawaii (March 1, 2020).
- ★ The sophomore also became the first Vanderbilt player to record seven or more RBI in a game since Pat DeMarco posted seven in 2019 against Davidson (March 5, 2019).

**SPEED KILLS:** **Enrique Bradfield Jr.** has been a force on the basepaths throughout the early parts of the season. The freshman is a perfect four-for-four on stolen base attempts, which ranked second in the conference entering the week.

**MAJOR LEAGUE DORES:** Eleven former student-athletes made an MLB appearance in 2020, a mark that tied for third in the nation.

- ★ The Commodores had seven former student-athletes named to playoff rosters, which was a mark that led the nation.
- ★ Former standout Walker Buehler helped the Los Angeles Dodgers to the 2020 World Series title with a dominant start in Game 3.

School	#
1. Virginia	14
2. Cal State Fullerton	13
3. Vanderbilt	11
South Carolina	11
LSU	11

**TV SLATE SET:** Vanderbilt is set to appear on national television 11 times across the spring -- a total that is tied for the most in the SEC.

- ★ The Commodores will appear on national television at least once each weekend across their first seven SEC series.
- ★ Vanderbilt will be featured on SEC Network six times throughout the 2021 season, ESPNU four times and ESPN2 once. The Commodores' contest on ESPN2 marks the only regular-season SEC game that will appear the network.

**DOM-INANT:** Junior **Dominic Keegan** has gotten off to a strong start this season. Entering the week, Keegan ranked among tops in the nation in multiple statistical categories:

Statistic	National Rank	SEC Rank	Value
Batting Avg.	6th	3rd	.571
Doubles	5th	2nd	5
On-base Pct.	5th	2nd	.679
RBI	10th	2nd	13
Slugging Pct.	2nd	2nd	1.333
Total Bases	4th	2nd	28

**PITCHING PROWESS:** The Vanderbilt starters have been impressive throughout the first seven games. The duo of **Kumar Rocker** and **Jack Leiter** have combined for four starts, while **Christian Little**, **Thomas Schultz** and **Sam Hliboki** have each made one.

- ★ The Commodore starters have allowed just three earned runs across 30.1 innings of work, good for a 0.89 ERA.
- ★ Vanderbilt's starters have combined for 41 strikeouts.

**STATISTICALLY SPEAKING:** The Commodores ranked among the tops in the nation and the SEC across multiple statistical categories:

Statistic	National Rank	SEC Rank	Value
Batting Avg.	25th	4th	.313
Double Plays	5th	2nd	9
Doubles	6th	2nd	20
Doubles Per Game	7th	1st	2.86
Hits allowed/9 inn.	12th	3rd	5.71
On-base Pct.	10th	2nd	.440
Slugging Pct.	10th	3rd	.572
Strikeouts/9 inn.	17th	5th	12.0

**SEC FAVORITES:** Vanderbilt was picked to finish second in the SEC East in the conference's preseason coaches poll. The Commodores garnered 79 total points, good for second-most in the conference behind Florida, who tallied 91 points.

- ★ Twelve of the league's 14 coaches chose the Gators as the conference's preseason favorite, while Mississippi State and Vanderbilt received one vote apiece.
- ★ The duo of **Kumar Rocker** and **Jack Leiter** were named Preseason All-SEC, as Rocker was named to the first team and Leiter was tabbed to the second team.

**WHAT'S NEXT:** Following the three-game set with the Flames, Vanderbilt will remain home in the midweek to conclude its 11-game homestand. The Commodores will host in-state foe Memphis at Hawkins Field on Tuesday.

- ★ Vanderbilt will head to Stillwater, Oklahoma, March 12-14 for its first road trip to face Oklahoma State for a three-game series.

**VANDERBILT RECORD WHEN ...**

	2021
SEC Standing	
SEC East Standing	
Home/Road/Neutral	6-1/0-0/0-0
Day/Night	6-1/0-0
vs. RH/LH starters	5-1/1-0
Leading after 6 innings	6-0
Tied after 6 innings	0-0
Trailing after 6 innings	0-1
Leading after 7 innings	6-0
Tied after 7 innings	0-0
Trailing after 7 innings	0-1
Leading after 8 innings	6-0
Tied after 8 innings	0-0
Trailing after 8 innings	0-1
Vanderbilt scores first	6-0
Opponents score first	0-1
Shutouts	1-0
Scoring less than 3 runs	1-1
Scoring 3 to 5 runs	1-0
Scoring 6 or more runs	4-0
Vanderbilt hits HR/hit 0 HR	5-0/1-1
1-run/2-run games	2-0/0-1
Walk-offs	0-0
Extra innings (home/road/neutral)	0-0/0-0/0-0
Series openers/finales	1-1/2-0
Series W-L (home)	2-0
Series W-L (road)	0-0
Series W-L (neutral)	0-0
Series W-L (total)	1-0
Three-game sweeps (home/road)	0-0/0-0
Come-from-behind-wins	0

**UPCOMING CAREER MILESTONES**

Kumar Rocker	175 Strikeouts (156)
Kumar Rocker	20 Victories (16)
Ethan Smith	10 Victories (7)

**2021 TEAM LEADERS**

<b>Batting</b>	
Hits	Dominic Keegan (12)
Doubles	Dominic Keegan (5)
Triples	Four players (1)
HR	Dominic Keegan (3)
RBI	Dominic Keegan (13)
Runs	Carter Young (10)
SB	Enrique Bradfield Jr. (4)
BB	Dominic Keegan (7)
AVG	Dominic Keegan (.571)
OBP	Dominic Keegan (.679)
SLG	Dominic Keegan (1.333)

<b>Pitching</b>	
ERA (reliever)	Six players (0.00)
ERA (starter)	Kumar Rocker/Jack Leiter (0.00)
Wins	Kumar Rocker/Jack Leiter (2)
Saves	Three players (1)
Appearances	Luke Murphy (3)
Starts	Kumar Rocker/Jack Leiter (2)
Innings (reliever)	Chris McElvain (5.1)
Innings (starter)	Jack Leiter (10.0)
Strikeouts (reliever)	Luke Murphy (8)
Strikeouts (starter)	Jack Leiter (19)

VANDERBILT IN THE NATIONAL RANKINGS						
DATE	BA	NCBWA	CB	USA	D1	PG
Preseason	6	3	2	3	4	6
Feb. 22	3	3	2	3	3	6
March 1	3	2	2	2	2	5
March 8						
March 15						
March 22						
March 29						
April 5						
April 12						
April 19						
April 26						
May 3						
May 10						
May 17						
May 24						
May 31						
June 7						
June 14						
FINAL						
*For consistency, Vanderbilt uses the D1Baseball.com (D1) poll as its primary ranking.						

PROBABLE PITCHING MATCHUP			
DATE	OPPONENT	VANDERBILT STARTER	OPPOSING STARTER
March 5	Illinois-Chicago	RHP Thomas Schultz (0-1, 3.38 ERA)	RHP Tanner Shears (0-1, 99.00 ERA)
March 6	Illinois-Chicago	RHP Kumar Rocker (2-0, 0.00 ERA)	RHP Jacob Key (0-0, 3.00 ERA)
March 7	Illinois-Chicago	RHP Jack Leiter (2-0, 0.00 ERA)	RHP Ryan O'Reilly (0-0 10.12 ERA)

## SEASON HIGHS AND LOWS

### TEAM BATTING

Most runs, game \_\_\_\_\_ 17, vs. Georgia State - Game 2 (2/28/21)  
 Most runs, inning \_\_\_\_\_ 6, 8th inn., vs. Wright State - Game 1 (2/22/21)  
 Most hits, game \_\_\_\_\_ 14, vs. Wright State - Game 1 (2/22/21)  
 Most hits, inning \_\_\_\_\_ 4, 2x, last 7th inn., vs. Georgia State - Game 1 (2/28/21)  
 Fewest hits, game \_\_\_\_\_ 7, vs. Georgia State (2/27/21)  
 Most doubles, game \_\_\_\_\_ 5, vs. Georgia State - Game 1 (2/28/21)  
 Most triples, game \_\_\_\_\_ 2, vs. Wright State - Game 1 (2/22/21)  
 Most home runs, game \_\_\_\_\_ 3, 2x, last vs. Georgia State - Game 2 (2/28/21)  
 Most home runs, inning \_\_\_\_\_ 2, 4th inn., vs. Georgia State - Game 2 (2/28/21)  
 Most extra-base hits \_\_\_\_\_ 8, 2x, last vs. Georgia State - Game 1 (2/28/21)  
 Most stolen bases, game \_\_\_\_\_ 1, 4x, last vs. Georgia State - Game 2 (2/28/21)  
 Most walks, game \_\_\_\_\_ 8, 2x, last vs. Georgia State - 1 (2/28/21)  
 Most strikeouts, game \_\_\_\_\_ 13, vs. Georgia State (2/26/21)  
 Most hit by pitch, game \_\_\_\_\_ 5, vs. Georgia State - Game 1 (2/28/21)  
 Most left on base \_\_\_\_\_ 14, vs. Georgia State - Game 1 (2/28/21)

### INDIVIDUAL BATTING

Most hits \_\_\_\_\_ 3, 5x, last Maxwell Romero Jr. vs. Georgia State - Game 2 (2/28/21)  
 Most runs \_\_\_\_\_ 3, 3x, last Maxwell Romero Jr. vs. Georgia State - Game 2 (2/28/21)  
 Most doubles \_\_\_\_\_ 2, 3x, last Parker Noland vs. Georgia State - Game 1 (2/28/21)  
 Most triples \_\_\_\_\_ 1, 4x, last Tate Kolwyck vs. Western Kentucky (2/24/21)  
 Most home runs \_\_\_\_\_ 2, Maxwell Romero Jr. vs. Georgia State - Game 2 (2/28/21)  
 Most extra-base hits \_\_\_\_\_ 3, 3x, last Maxwell Romero Jr. vs. Georgia State - Game 2 (2/28/21)  
 Most total bases \_\_\_\_\_ 10, Maxwell Romero Jr. vs. Georgia State - Game 2 (2/28/21)  
 Most RBIs \_\_\_\_\_ 7, Maxwell Romero Jr. vs. Georgia State - Game 2 (2/28/21)  
 Most stolen bases \_\_\_\_\_ 1, 4x, last Enrique Bradfield Jr. vs. Georgia State - Game 2 (2/28/21)  
 Most walks \_\_\_\_\_ 2, 8x, last Enrique Bradfield Jr. vs. Georgia State - Game 2 (2/28/21)  
 Most strikeouts \_\_\_\_\_ 3, CJ Rodriguez vs. Wright State - Game 1 (2/22/21)  
 Longest hitting streak \_\_\_\_\_ 7 games, Carter Young (2/22-present)

### TEAM PITCHING

Most walks \_\_\_\_\_ 7, 2x, last vs. Georgia State - Game 2 (2/28/21)  
 Fewest walks \_\_\_\_\_ 1, vs. Georgia State (2/27/21)  
 Most runs allowed, game \_\_\_\_\_ 6, vs. Georgia State - Game 2 (2/28/21)  
 Most runs allowed, inning \_\_\_\_\_ 3, 9th inn. vs. Georgia State - Game 2 (2/28/21)  
 Most hits allowed, game \_\_\_\_\_ 9, vs. Georgia State - Game 2 (2/28/21)  
 Most hits allowed, inning \_\_\_\_\_ 3, 7th inn. vs. Georgia State (2/27/21)  
 Fewest hits allowed, game \_\_\_\_\_ 2, vs. Wright State - Game 2 (2/22/21)  
 Most home runs allowed, game \_\_\_\_\_ 2, Georgia State - Game 2 (2/28/21)  
 Most consecutive scoreless inn. \_\_\_\_\_ 11 innings (2/22-2/24/21)

### INDIVIDUAL PITCHING

Most innings pitched, starter \_\_\_\_\_ 5.0, 3x, last Jack Leiter vs. Georgia State - Game 2 (2/22/21)  
 Fewest innings pitched, starter \_\_\_\_\_ 3.0, Christian Little vs. Western Kentucky (2/24/21)  
 Most innings pitched, reliever \_\_\_\_\_ 3.0, Chris McElvain vs. Wright State - Game 1 (2/22/21)  
 Most strikeouts, starter \_\_\_\_\_ 8, 2x, last Jack Leiter vs. Wright State - Game 2 (2/22/21)  
 Most strikeouts, reliever \_\_\_\_\_ 5, Chris McElvain vs. Wright State - Game 1 (2/22/21)  
 Most walks allowed \_\_\_\_\_ 4, Jack Leiter vs. Georgia State - Game 2 (2/28/21)  
 Most runs allowed \_\_\_\_\_ 3, Gage Bradley vs. Georgia State - Game 2 (2/28/21)  
 Most earned runs allowed \_\_\_\_\_ 3, Gage Bradley vs. Georgia State - Game 2 (2/28/21)  
 Most hits allowed \_\_\_\_\_ 4, 2x, last Sam Hliboki vs. Georgia State (2/27/21)  
 Fewest hits allowed, CG \_\_\_\_\_ N/A  
 Most home runs allowed \_\_\_\_\_ 2, Christian Little vs. Georgia State - Game 2 (2/28/21)  
 Most pitches thrown \_\_\_\_\_ 93, Jack Leiter vs. Georgia State - Game 2 (2/28/21)

### MISCELLANEOUS TEAM

Longest winning streak \_\_\_\_\_ 3 games, 2x, last 2/27-present  
 Longest losing streak \_\_\_\_\_ N/A  
 Most games over .500 \_\_\_\_\_ 5 games, last 2/28/21  
 Most games under .500 \_\_\_\_\_  
 Longest game, innings \_\_\_\_\_ 9 inn., last vs. Western Kentucky (2/24/21)  
 Longest game, time \_\_\_\_\_ 3:28 vs. Georgia State - Game 1 (2/28/21)  
 Shortest game, time \_\_\_\_\_ 2:32 vs. Western Kentucky (2/24/21)  
 Largest crowd, Hawkins Field \_\_\_\_\_ 178, vs. Wright State - Game 2 (2/22/21)  
 Smallest crowd, Hawkins Field \_\_\_\_\_ 140, vs. Western Kentucky (2/24/21)  
 Largest crowd, road \_\_\_\_\_ N/A  
 Smallest crowd, road \_\_\_\_\_ N/A  
 Largest winning margin \_\_\_\_\_ 13 runs, vs. Wright State - Game 1 (2/22/21)  
 Largest losing margin \_\_\_\_\_ 2 runs, vs. Georgia State (2/26/21)  
 Largest deficit overcome to win \_\_\_\_\_ N/A  
 Largest lead relinquished to lose \_\_\_\_\_ N/A  
 Most double plays turned \_\_\_\_\_ 3, 2x, last vs. Georgia State - Game 1 (2/28/21)  
 Most double plays turned by opponent \_\_\_\_\_ 2, 2x, last Georgia State (2/27/21)  
 Most errors \_\_\_\_\_ 2, 2x, last vs. Georgia State (2/27/21)  
 Most errors by an opponent \_\_\_\_\_ 3, Georgia State - Game 2 (2/28/21)  
 Most stolen bases by an opponent \_\_\_\_\_ 2, Georgia State (2/26/21)

## HOME RUN NOTES

**HOMERS AT HOME: 11**

**HOMERS ON THE ROAD: 0**

**SOLO HOMERS: 5**

**2-RUN HOMERS: 3**

**3-RUN HOMERS: 2**

**GRAND SLAMS: 1**

#### 2-HOME RUN GAMES BY VANDERBILT

Last: Maxwell Romero Jr., 2/28/21 vs. Georgia State - Game 2

#### 3-HOME RUN GAMES BY VANDERBILT (0 IN 2021)

Last: Connor Kaiser, 6/3/18 at Clemson

#### PINCH-HIT HOME RUNS BY VANDERBILT (0 IN 2021)

Last: Walker Grisanti, 4/5/19 at Georgia

#### GRAND SLAMS BY VANDERBILT (1 IN 2021)

Last: Dominic Keegan, 2/28/21 vs. Georgia State - Game 2

#### FIRST-INNING LEADOFF HOME RUNS BY VANDERBILT (0 IN 2021)

Last: Austin Martin, 6/16/19 vs. Louisville

#### WALK-OFF HOME RUNS (0 IN 2021)

Last: JJ Bleday, 6/9/18 vs. Mississippi State, 11th inning

#### INSIDE-THE-PARK HOME RUNS BY VANDERBILT (0 IN 2021)

Last: Will Toffey, 3/22/17 vs. Belmont

#### BACK-TO-BACK HOME RUNS BY VANDERBILT (0 IN 2021)

Last: Ty Duvall, Julian Infante, 6/2/19 vs. Indiana State, 6th inning

## STUDENT-ATHLETE NOTES (BATTING)

51 ★ Enrique Bradfield Jr., OF										L/L		6-1		160 lbs.		Fr.		Hialeah, Fla.						
Year	avg	gp-gs	ab	r	h	2b	3b	hr	rbi	tb	slg%	bb	hbp	so	gdp	obp%	sf	sh	sb-att	po	a	e	fld%	
2021	.350	7-7	20	6	7	1	0	0	4	8	.400	5	2	5	0	.519	0	1	4-4	12	0	0	1.000	
TOTAL	.350	7-7	20	6	7	1	0	0	4	8	.400	5	2	5	0	.519	0	1	4-4	12	0	0	1.000	

- ★ A perfect 4-for-4 on stolen base attempts to lead the team
- ★ Florida's fourth-best outfielder and 11th-rated overall prospect
- ★ .367 average, one home run, 10 RBI, five stolen bases and nine runs scored across shortened senior season
- ★ 2018 First Team All-America
- ★ Led American Heritage to back-to-back 6A District Championships in 2018 and 2019
- ★ Father was a member of the baseball team at St. Thomas University (1989-93)
- ★ Enjoys watching UFC and playing video games

16 ★ Jack Bulger, UTL			R/R							6-0		210 lbs.		Fr.		Bowie, Md.									
Year	avg	gp-gs	ab	r	h	2b	3b	hr	rbi	tb	slg%	bb	hbp	so	gdp	obp%	sf	sh	sb-att	po	a	e	fld%		
2021	.185	7-6	27	5	5	0	0	0	2	5	.185	4	0	4	2	.290	0	0	0-0	2	0	0	1.000		
TOTAL	.185	7-6	27	5	5	0	0	0	2	5	.185	4	0	4	2	.290	0	0	0-0	2	0	0	1.000		

- ★ Nation's fourth-ranked catcher by Perfect Game
- ★ Maryland's top-ranked catcher and player in the state
- ★ Two-time Gatorade State Player of the Year in Maryland
- ★ 2019 Perfect Game All-American Classic participant
- ★ Member of 18U USA National Team
- ★ .545 average, five home runs and 25 stolen bases as a junior
- ★ Enjoys fishing

39 ★ Gavin Casas, IF			L/R							6-3		225 lbs.		Fr.		Pembroke Pines, Fla.							
Year	avg	gp-gs	ab	r	h	2b	3b	hr	rbi	tb	slg%	bb	hbp	so	gdp	obp%	sf	sh	sb-att	po	a	e	fld%
2021	.200	4-0	5	1	1	0	0	0	0	1	.200	0	0	1	0	.200	0	0	0-0	4	0	0	1.000
TOTAL	.200	4-0	5	1	1	0	0	0	0	1	.200	0	0	1	0	.200	0	0	0-0	4	0	0	1.000

- ★ Nation's fifth-ranked first baseman by Perfect Game
- ★ Florida's top-ranked first baseman and 45th-rated overall prospect
- ★ .500 average, five doubles, three home runs and eight RBI across shortened senior season
- ★ 13 doubles and four round-trippers as a junior at American Heritage
- ★ Two-time First Team All-America
- ★ Brother, Triston Casas, was drafted in the first round of the 2018 MLB Draft by the Boston Red Sox
- ★ Enjoys cooking

3 ★ Cooper Davis, OF						L/R		5-10		190 lbs.		Sr.		Mississauga, Ontario									
Year	avg	gp-gs	ab	r	h	2b	3b	hr	rbi	tb	slg%	bb	hbp	so	gdp	obp%	sf	sh	sb-att	po	a	e	fld%
2018	.182	9-3	11	3	2	0	0	0	4	2	.182	2	0	1	0	.286	1	0	1-1	3	0	0	1.000
2019	.331	35-31	121	40	7	2	0	0	19	51	.421	23	1	19	4	.441	0	5	6-7	53	1	0	1.000
2020	.348	18-17	69	14	24	2	2	0	5	30	.435	7	1	10	0	.416	0	2	5-5	29	1	2	.938
2021	.000	1-1	1	0	0	0	0	0	0	0	.000	0	0	1	0	.000	0	0	0-0	0	0	0	.000
TOTAL	.327	63-52	202	43	66	9	4	0	28	83	.411	32	2	31	4	.422	1	7	12-13	85	2	2	.978

- ★ Reached base in 16 of 18 games in 2020
- ★ Team-high 24 hits and two triples
- ★ 14-game reached-base streak and nine-game hitting streak to open last season
- ★ Canadian Junior National U18 Team member in 2015, 2016 and 2017
- ★ 2016 Canadian National U15 Championship MVP
- ★ 25th-round draft pick of the Toronto Blue Jays in the 2017 MLB draft
- ★ Sociology major

## STUDENT-ATHLETE NOTES (BATTING)

18 ★ Will Duff, UTL										R/R		5-11		190 lbs.		So.		Springfield, Mo.									
Year	avg	gp-gs	ab	r	h	2b	3b	hr	rbi	tb	slg%	bb	hbp	so	gdp	obp%	sf	sh	sb-att	po	a	e	fld%				
2020	.267	10-2	15	2	4	1	0	0	3	5	.333	1	1	5	0	.333	1	1	1-1	1	1	0	1.000				
2021	.000	1-0	1	0	0	0	0	0	0	0	.000	0	0	0	0	.000	0	0	0-0	0	0	0	.000				
TOTAL	.250	11-2	16	2	4	1	0	0	3	5	.313	1	1	5	0	.316	1	1	1-1	1	1	0	1.000				

- ★ Appeared in 10 games and made two starts in 2020
- ★ Recorded two multi-hit games, coming against Illinois-Chicago (Feb. 23) and Hawaii (March 1)
- ★ 2019 ABCA/Rawlings All-America third team
- ★ Batted .451 with a 1.680 OPS as a senior at Springfield Catholic
- ★ National Honor Society member who graduated top 10 in his class

45 ★ Alan Espinal, C			R/R				6-0		190 lbs.		Fr.		Viera, Fla.										
Year	avg	gp-gs	ab	r	h	2b	3b	hr	rbi	tb	slg%	bb	hbp	so	gdp	obp%	sf	sh	sb-att	po	a	e	fld%
2021	.000	2-0	1	0	0	0	0	0	0	0	.000	0	0	0	0	.000	0	0	0-0	5	0	0	1.000
TOTAL	.000	2-0	1	0	0	0	0	0	0	0	.000	0	0	0	0	.000	0	0	0-0	5	0	0	1.000

- ★ Florida's eighth-ranked catcher and 61st-rated overall prospect
- ★ .380 average, six doubles, two triples 12 RBI across his shortened senior campaign
- ★ Two-time all-conference honoree at Viera High School
- ★ Other brother, Dilan, is a member of the baseball team at Alabama State University
- ★ Enjoys playing volleyball

99 ★ Jayson Gonzalez, IF						R/R			6-2		220 lbs.		Sr.		Covina, Calif									
Year	avg	gp-gs	ab	r	h	2b	3b	hr	rbi	tb	slg%	bb	hbp	so	gdp	obp%	sf	sh	sb-att	po	a	e	fld%	
2018	.225	44-39	138	21	31	3	0	5	28	49	.355	11	1	56	4	.287	0	0	1-1	13	51	9	.877	
2019	.357	25-13	56	14	20	2	0	1	10	25	.446	11	1	21	1	.471	0	0	2-2	8	21	5	.853	
2021	.381	7-7	21	3	8	1	0	1	8	12	.571	4	2	5	0	.500	1	0	0-0	4	3	2	.778	
TOTAL	.274	76-59	215	38	59	6	0	7	46	86	.400	26	4	82	5	.362	1	0	3-3	25	75	16	.862	

- ★ Made 25 appearances and 13 starts at third base as a sophomore
- ★ Team-high .357 average among reserves with 50-plus at-bats in 2019
- ★ Totaled 25 bases in 25 games while posting a .471 on-base percentage with 11 walks
- ★ 39 starts in 44 appearances, batting .225 with 28 RBI and 21 runs as a freshman
- ★ SEC Freshman of the Week after hitting .364 with five RBI (March 12, 2018)
- ★ Sister, Lexi Gonzalez, played softball at Cal-State Fullerton and Puerto Rican National Team
- ★ Human and organizational development major

21 ★ Calvin Hewett, OF					R/L				6-3		205 lbs.		Fr.		Greenland, N.H.									
Year	avg	gp-gs	ab	r	h	2b	3b	hr	rbi	tb	slg%	bb	hbp	so	gdp	obp%	sf	sh	sb-att	po	a	e	fld%	
2021	.000	5-0	0	2	0	0	0	0	0	0	.000	0	2	0	0	1.000	0	0	0-0	2	0	0	1.000	
TOTAL	.000	5-0	0	2	0	0	0	0	0	0	.000	0	2	0	0	1.000	0	0	0-0	2	0	0	1.000	

- ★ New Hampshire's top-ranked outfielder and second-rated overall prospect
- ★ .331 average, 42 RBI and 59 runs scored across his high school career at Portsmouth
- ★ Led Portsmouth to a state championship twice across his three seasons
- ★ Multi-sport athlete who won three state titles with the basketball team
- ★ Dad competed at Boston College on the swim team

11 ★ Matt Hogan, OF										L/R		6-0		195 lbs.		Jr.		Melville, N.Y									
Year	avg	gp-gs	ab	r	h	2b	3b	hr	rbi	tb	slg%	bb	hbp	so	gdp	obp%	sf	sh	sb-att	po	a	e	fld%				
2019	.000	4-0	4	1	0	0	0	0	0	0	.000	1	0	2	0	.200	0	0	0-0	0	0	0	.000				
2020	.000	6-0	2	0	0	0	0	0	0	0	.000	0	0	2	0	.000	0	0	0-0	2	0	1	.667				
2021	.000	2-0	1	1	0	0	0	0	1	0	.000	0	0	0	0	.000	0	0	0-0	1	0	0	1.000				
TOTAL	.000	12-0	7	2	0	0	0	0	1	0	.000	1	0	4	0	.125	0	0	0-0	3	0	1	.750				

- ★ Made six appearances off the bench in 2020
- ★ Made four appearances as a freshman, appearing in the outfield in three of his four games
- ★ Scored his first career run in a pinch-hit opportunity against Davidson (March 5)
- ★ Three-year captain at Half Hollow Hills East
- ★ Communication studies major



## STUDENT-ATHLETE NOTES (BATTING)

34 ★ Spencer Jones, UTL						L/L			6-7		225 lbs.		So.		Encitas, Calif.									
Year	avg	gp-gs	ab	r	h	2b	3b	hr	rbi	tb	slg%	bb	hbp	so	gdp	obp%	sf	sh	sb-att	po	a	e	fld%	
2020	.206	14-8	34	8	7	4	0	0	3	11	.324	4	3	7	0	.333	1	0	1-1	31	0	3	.912	
TOTAL	.206	14-8	34	8	7	4	0	0	3	11	.324	4	3	7	0	.333	1	0	1-1	31	0	3	.912	

- ★ Second Team Preseason All-America by Baseball America as a utility player
- ★ Appeared in 14 games and made eight starts as a freshman
- ★ Tied for third on the team with four doubles in 2020
- ★ 2018 Under Armour All-American and Perfect Game All-American
- ★ Selected in the 31st round of the 2019 MLB Draft by the Los Angeles Angels
- ★ Maintained a 4.0 GPA in high school

12 ★ Dominic Keegan, UTL										R/R			6-0		210 lbs.		Jr.		Methuen, Mass									
Year	avg	gp-gs	ab	r	h	2b	3b	hr	rbi	tb	slg%	bb	hbp	so	gdp	obp%	sf	sh	sb-att	po	a	e	fld%					
2019	.227	15-0	22	3	5	1	0	0	1	6	.273	2	1	6	0	.320	0	0	0-0	12	3	0	1.000					
2020	.242	9-8	33	3	8	2	0	0	4	10	.303	2	2	10	1	.324	0	0	0-0	52	5	1	.983					
2021	.571	7-7	21	9	12	5	1	3	13	28	1.333	7	0	4	0	.679	0	0	0-0	40	3	1	.977					
TOTAL	.329	31-15	76	15	25	8	1	3	18	44	.579	11	3	20	1	.433	0	0	0-0	104	11	2	.983					

- ★ Named SEC Co-Player of the Week on March 1, 2021
- ★ Team-high three home runs this season
- ★ Launched his first career grand slam in Game 2 of the Sunday doubleheader with Georgia State (Feb. 28)
- ★ Appeared in nine games and made eight starts as a sophomore
- ★ Logged three three-hit games in 2020
- ★ Made 15 appearances as a freshman, including seven at catcher and five at designated hitter
- ★ Perfect Game's top catcher in Massachusetts out of high school
- ★ Communication studies major

6 ★ Tate Kolwyck, IF						R/R			5-11		195 lbs.			Jr.			Memphis, Tenn									
Year	avg	gp-gs	ab	r	h	2b	3b	hr	rbi	tb	slg%	bb	hbp	so	gdp	obp%	sf	sh	sb-att	po	a	e	fld%			
2019	.667	4-0	3	1	2	2	0	0	1	4	1.333	1	0	0	0	.750	0	0	0-0	1	2	0	1.000			
2020	.174	11-6	23	2	4	2	0	1	4	9	.391	3	1	8	0	.296	0	0	0-0	8	0	0	1.000			
2021	.250	7-7	24	6	6	3	1	1	6	14	.583	6	0	6	1	.400	0	0	0-0	12	14	0	1.000			
TOTAL	.240	22-13	50	9	12	7	1	2	11	27	.540	10	1	14	1	.377	0	0	0-0	21	16	0	1.000			

- ★ Launched his first home run of the season in Game 1 of the Sunday doubleheader with Georgia State (Feb. 28)
- ★ Tied for third on the team in runs scored with six
- ★ 11 appearances and six starts as a sophomore
- ★ First career home run on first pitch vs. Southern California (March 7, 2020)
- ★ Played four games at second base as a freshman
- ★ School-record 10,213 yards passing as a prep quarterback at Arlington HS
- ★ All-state first team in both baseball and football

19 ★ Troy LaNeve, OF										L/R		6-0		210 lbs.		So.		Pittsburgh, Pa.									
Year	avg	gp-gs	ab	r	h	2b	3b	hr	rbi	tb	slg%	bb	hbp	so	gdp	obp%	sf	sh	sb-att	po	a	e	fld%				
2020	.000	2-0	1	0	0	0	0	0	0	0	.000	0	1	1	0	.500	0	0	0-0	4	0	0	1.000				
2021	.000	2-0	1	0	0	0	0	0	0	0	.000	0	0	0	0	.000	0	0	0-0	1	0	0	1.000				
TOTAL	.000	4-0	2	0	0	0	0	0	0	0	.000	0	1	1	0	.333	0	0	0-0	5	0	0	1.000				

- ★ Appeared in two games as a freshman
- ★ As a senior at Pine Richland, batted .378 with 28 RBI, 11 doubles, five triples and three home runs
- ★ Two-time all-state honoree
- ★ 2018 Gatorade Player of the Year finalist
- ★ Brother, Zac LaNeve, played collegiate baseball at four institutions including North Carolina

## STUDENT-ATHLETE NOTES (BATTING)

10 ★ T.J. McKenzie, OF										R/R	6-1	180 lbs.	So.	Melville, N.Y.									
Year	avg	gp-gs	ab	r	h	2b	3b	hr	rbi	tb	slg%	bb	hbp	so	gdp	obp%	sf	sh	sb-att	po	a	e	fld%
2020	.000	8-0	1	1	0	0	0	0	0	0	.000	0	1	0	0	.500	0	0	0-0	0	0	0	.000
2021	.000	3-0	1	0	0	0	0	0	0	0	.000	0	1	1	0	.500	0	0	0-0	0	0	0	.000
TOTAL	.000	11-0	2	1	0	0	0	0	0	0	.000	0	2	1	0	.500	0	0	0-0	0	0	0	.000

- ★ Appeared in eight games off the bench as a freshman
- ★ Scored first career run as a pinch runner vs. Hawaii (March 1, 2020)
- ★ Selected in the 39th round of the 2019 MLB Draft by the St. Louis Cardinals
- ★ Two-time regional champion at the Benjamin School
- ★ Brother, Triston, is a pitcher for the Cleveland Indians

36 ★ Grayson Moore, OF/RHP										S/R	6-3	190 lbs.	Fr.	Melville, N.Y.									
Year	avg	gp-gs	ab	r	h	2b	3b	hr	rbi	tb	slg%	bb	hbp	so	gdp	obp%	sf	sh	sb-att	po	a	e	fld%
2021	--	--	--	--	--	--	--	--	--	--	--	--	--	--	--	--	--	--	--	--	--	--	--
TOTAL	--	--	--	--	--	--	--	--	--	--	--	--	--	--	--	--	--	--	--	--	--	--	--

- ★ Nation's 19th-ranked outfielder by Perfect Game
- ★ Florida's seventh-best outfielder and 23rd overall prospect
- ★ 1.50 ERA across 17.2 innings during his shortened senior season at Lake Mary
- ★ Led Lake Mary to a conference championship and District 9A championship in 2018
- ★ Enjoys fishing, Bible study, golf and basketball

25 ★ Parker Noland, IF										L/R	6-1	200 lbs.	So.	Knoxville, Tenn.									
Year	avg	gp-gs	ab	r	h	2b	3b	hr	rbi	tb	slg%	bb	hbp	so	gdp	obp%	sf	sh	sb-att	po	a	e	fld%
2020	.259	17-14	58	8	15	3	0	0	11	18	.310	7	0	14	2	.324	3	2	2-2	8	25	1	.971
2021	.308	7-7	26	6	8	3	0	1	7	14	.538	4	0	6	0	.400	0	0	1-1	0	0	0	.000
TOTAL	.274	24-21	84	14	23	6	0	1	18	32	.381	11	0	20	2	.347	3	2	3-3	8	25	1	.971

- ★ Launched his first career home run in Game 1 of the Sunday doubleheader with Georgia State, including a career-high four RBI
- ★ Appeared in 17 games and made 14 starts in 2020
- ★ Ranked second among Commodore freshmen with 15 hits last season
- ★ Recorded an RBI in five of his first six collegiate games
- ★ 2019 Mr. Baseball (Tennessee) finalist
- ★ Posted career .481 average and .532 on-base percentage at Farragut HS
- ★ Selected in the 31st round of the 2019 MLB Draft by the Miami Marlins

20 ★ Jack O'Dowd, IF										L/R	6-2	195 lbs.	Fr.	Nashville, Tenn.									
Year	avg	gp-gs	ab	r	h	2b	3b	hr	rbi	tb	slg%	bb	hbp	so	gdp	obp%	sf	sh	sb-att	po	a	e	fld%
2021	.250	4-0	4	1	1	1	0	0	0	2	.500	0	0	2	0	.250	0	0	0-0	0	1	0	1.000
TOTAL	.250	4-0	4	1	1	1	0	0	0	2	.500	0	0	2	0	.250	0	0	0-0	0	1	0	1.000

- ★ Tennessee's top-ranked shortstop and fourth-rated overall prospect
- ★ 2019 Perfect Game All-American Classic participant
- ★ .400 average, 14 doubles, four home runs, 20 RBI and 30 runs scored his junior season at Lipscomb Academy
- ★ Brother, Chris, played for the San Diego Padres, Colorado Rockies, Atlanta Braves and Chicago White Sox (2012-18)
- ★ Son of Dan O'Dowd, former MLB general manager and current MLB Network analyst
- ★ Enjoys golf, tennis, basketball, fishing and skiing

17 ★ C.J. Pittaro, UTL										L/R	6-1	195 lbs.	Fr.	Hamilton, N.J.									
Year	avg	gp-gs	ab	r	h	2b	3b	hr	rbi	tb	slg%	bb	hbp	so	gdp	obp%	sf	sh	sb-att	po	a	e	fld%
2021	.333	3-0	3	0	1	0	0	0	3	1	.333	0	0	0	0	.333	0	0	0-0	0	1	0	1.000
TOTAL	.333	3-0	3	0	1	0	0	0	3	1	.333	0	0	0	0	.333	0	0	0-0	0	1	0	1.000

- ★ New Jersey's second-best shortstop and sixth-rated overall prospect
- ★ .347 average, 52 RBI across high school career
- ★ Led Hamilton HS to a CVC Conference Championship in 2017
- ★ Sister, Giana is a member of the Yale women's soccer team
- ★ Dad, Chris Pittaro, played in the MLB for the Detroit Tigers and Minnesota Twins (1985-87)
- ★ Mom, Lisa Pittaro, was a member of the United States Women's National Soccer Team
- ★ Enjoys playing golf

## STUDENT-ATHLETE NOTES (BATTING)

5 ★ CJ Rodriguez, C					R/R					5-10		200 lbs.		So.		Newport Beach, Calif.									
Year	avg	gp-gs	ab	r	h	2b	3b	hr	rbi	tb	slg%	bb	hbp	so	gdp	obp%	sf	sh	sb-att	po	a	e	fld%		
2020	.289	12-12	45	5	13	3	0	0	8	16	.356	5	2	3	2	.370	2	0	0-0	130	8	0	1.000		
2021	.267	5-4	15	4	4	1	0	0	3	5	.333	2	2	4	1	.421	0	0	0-0	50	3	0	1.000		
TOTAL	.283	17-16	60	9	17	4	0	0	11	21	.350	7	4	7	3	.384	2	0	0-0	180	11	0	1.000		

- ★ 12 starts as a freshman
- ★ Second-fewest strikeouts among starters (3) in 2020
- ★ Four multi-hit games and three multi-RBI games last season
- ★ .350 average, 40 RBI, 13 doubles two triples and a home run as a senior
- ★ Lettered four years in basketball at Mater Dei

55 ★ Maxwell Romero Jr., C				L/R				6-1		230 lbs.		So.		Miramar, Fla.									
Year	avg	gp-gs	ab	r	h	2b	3b	hr	rbi	tb	slg%	bb	hbp	so	gdp	obp%	sf	sh	sb-att	po	a	e	fld%
2021	.429	3-3	7	3	3	1	0	2	7	10	1.429	4	1	4	0	.667	0	0	0-0	33	2	0	1.000
TOTAL	.429	3-3	7	3	3	1	0	2	7	10	1.429	4	1	4	0	.667	0	0	0-0	33	2	0	1.000

- ★ Belted two home runs in Game 2 of the Sunday doubleheader with Georgia State (Feb. 28), finishing with seven RBI
- ★ Did not make an appearance as a freshman in 2020
- ★ 7A Region Player of the Year
- ★ Four-time 7A-15 region champion at Pembroke Pines Charter
- ★ Selected in the 38th round of the 2019 MLB Draft by the Cincinnati Reds

8 ★ Isaiah Thomas, OF						R/R			6-3		210 lbs.		Jr.		Palm Beach Gardens, Fla.									
Year	avg	gp-gs	ab	r	h	2b	3b	hr	rbi	tb	slg%	bb	hbp	so	gdp	obp%	sf	sh	sb-att	po	a	e	fld%	
2019	.368	21-6	38	9	14	3	0	3	10	26	.684	1	2	12	0	.405	1	0	1-1	25	0	0	1.000	
2020	.258	16-16	62	12	16	5	0	4	13	33	.532	3	2	12	1	.313	0	1	3-3	28	1	0	1.000	
2021	.296	7-7	27	6	8	1	1	1	3	14	.519	1	3	12	0	.387	0	0	0-0	8	0	0	1.000	
TOTAL	.299	44-29	127	27	38	9	1	8	26	73	.575	5	7	36	1	.357	1	1	4-4	61	1	0	1.000	

- ★ Third Team Preseason All-America by Baseball America as an outfielder
- ★ 16 games started in right field in 2020, with at least one hit in 12 of those contests
- ★ Team-leader with four home runs, including two vs. Hawaii (March 1)
- ★ Tied for the team lead with 13 RBI
- ★ Nine-game hitting streak to open last season
- ★ Selected in the 39th round of the 2018 MLB Draft by Colorado Rockies

2 ★ Javier Vaz, IF				L/R				5-9		151 lbs.		Jr.		Huntsville, Ala.									
Year	avg	gp-gs	ab	r	h	2b	3b	hr	rbi	tb	slg%	bb	hbp	so	gdp	obp%	sf	sh	sb-att	po	a	e	fld%
2021	1.000	2-0	1	0	1	0	0	0	0	1	1.000	0	0	0	0	1.000	0	0	0-0	1	1	0	1.000
TOTAL	1.000	2-0	1	0	1	0	0	0	0	1	1.000	0	0	0	0	1.000	0	0	0-0	1	1	0	1.000

- ★ Attended LSU-Eunice Junior College
- ★ .365 average with two home runs, 13 RBI and 23 stolen bases as sophomore at LSUE
- ★ Led the Bengals to a 51-8 record in 2019, including an appearance in the Regiono 23 Championship
- ★ Prepped at Huntsville HS (Huntsville, Ala.)
- ★ Father, Roberto Vaz, was a member of the Alabama baseball team (1996-97)
- ★ Enjoys watching sports and playing video games

9 ★ Carter Young, IF						S/R			6-0		180 lbs.		So.		Selah, Wash.									
Year	avg	gp-gs	ab	r	h	2b	3b	hr	rbi	tb	slg%	bb	hbp	so	gdp	obp%	sf	sh	sb-att	po	a	e	fld%	
2020	.328	18-18	61	10	20	3	0	0	12	23	.377	4	1	17	0	.373	1	1	1-1	20	30	2	.962	
2021	.333	7-7	27	10	9	3	1	2	5	20	.741	3	2	8	0	.424	1	1	0-0	11	20	1	.969	
TOTAL	.330	25-25	88	20	29	6	1	2	17	43	.489	7	3	25	0	.390	2	2	1-1	31	50	3	.964	

- ★ Logged home runs in back-to-back games against Georgia State
- ★ Team-leader in runs scored (10)
- ★ One of two Commodores to start all 18 games in 2020
- ★ Second on the team in hits (20) and RBI (12) last season
- ★ 2018 Gatorade State Player of the Year in Washington
- ★ Member of USA 18U national team that won gold at WBSC World Cup in Thunder Bay, Ontario
- ★ 2018 Under Armour All-American



## STUDENT-ATHLETE NOTES (PITCHING)

30 ★ Nelson Berkwich, LHP										L/L		5-11		190 lbs.			Fr.		Boca Raton, Fla.					
Year	era	w-l	app	gs	cg	sho	sv	ip	h	r	er	bb	so	2b	3b	hr	bf	bavg	wp	hbp	bk	sfa	sha	
2021	9.00	0-0	1	0	0	0/0	0	1.0	2	1	1	0	0	0	0	0	4	.500	0	0	0	0	0	
TOTAL	9.00	0-0	1	0	0	0/0	0	1.0	2	1	1	0	0	0	0	0	4	.500	0	0	0	0	0	

- ★ Florida's fifth-ranked southpaw and 37th-rated overall prospect by Perfect Game
- ★ 25-4 career record at American Heritage High School across 212.0 career innings
- ★ 324 career strikeouts at AHS
- ★ 4-0 record in shortened senior season, zero runs allowed
- ★ 2017 USA Baseball Gold Medalist
- ★ Enjoys golfing, jet-skiing and ping pong

46 ★ Gage Bradley, RHP							R/R			6-3		190 lbs.			Fr.		Clarksville, Tenn.						
Year	era	w-l	app	gs	cg	sho	sv	ip	h	r	er	bb	so	2b	3b	hr	bf	bavg	wp	hbp	bk	sfa	sha
2021	27.00	0-0	1	0	0	0/0	0	1.0	2	3	3	3	2	0	0	0	9	.400	1	1	0	0	0
TOTAL	27.00	0-0	1	0	0	0/0	0	1.0	2	3	3	3	2	0	0	0	9	.400	1	1	0	0	0

- ★ Tennessee's fourth-ranked right-hander and seventh-rated overall prospect
- ★ 2018 all-state and all-region
- ★ Two-time all-district
- ★ Led Rossview HS to its first-ever state playoff appearance and championship in 2018
- ★ Enjoys fishing, hunting, basketball and football

43 ★ Michael Doolin, RHP										L/R		6-4		220 lbs.			So.		Schererville, Ind.					
Year	era	w-l	app	gs	cg	sho	sv	ip	h	r	er	bb	so	2b	3b	hr	bf	bavg	wp	hbp	bk	sfa	sha	
2020	0.87	1-0	5	0	0	0/2	1	10.1	6	1	1	4	18	1	0	1	45	.162	0	4	0	0	0	
TOTAL	0.87	1-0	5	0	0	0/2	1	10.1	6	1	1	4	18	1	3	1	45	.162	0	4	0	0	0	

- ★ Allowed just one run in 10.1 relief innings in 2020
- ★ Posted a 0.87 ERA and a 1-0 record in five appearances as a freshman
- ★ Allowed just one hit in four of five appearances
- ★ Fanned seven batters vs. South Alabama, picking up his first collegiate save (Feb. 19, 2020)
- ★ Struck out five in 2.0 innings vs. Central Arkansas (March 3, 2020)
- ★ 2019 Gatorade State Player of the Year in Indiana

44 ★ Donye Evans, RHP										R/R			6-6		220 lbs.			Fr.			Decatur, Ga.				
Year	era	w-l	app	gs	cg	sho	sv	ip	h	r	er	bb	so	2b	3b	hr	bf	bavg	wp	hbp	bk	sfa	sha		
2021	--	--	--	--	--	--	--	--	--	--	--	--	--	--	--	--	--	--	--	--	--	--	--		
TOTAL	--	--	--	--	--	--	--	--	--	--	--	--	--	--	--	--	--	--	--	--	--	--	--		

- ★ Georgia's fifth-best right-hander and 16th-rated overall prospect
- ★ 66 strikeouts across 51.1 innings of work as a junior at Redan HS, notching five wins
- ★ Five wins and 37 strikeouts as a sophomore
- ★ Principal's list honoree as a senior
- ★ Enjoys playing video games, watching football and golfing

32 ★ Hugh Fisher, LHP							L/L			6-6		210 lbs.			Sr.		Eads, Tenn.						
Year	era	w-l	app	gs	cg	sho	sv	ip	h	r	er	bb	so	2b	3b	hr	bf	bavg	wp	hbp	bk	sfa	sha
2018	1.93	2-0	8	0	0	0/0	0	9.1	6	5	2	6	8	0	0	0	39	.194	2	2	0	0	0
2019	4.41	2-0	22	0	0	0/2	4	34.2	31	18	17	21	46	5	1	2	164	.231	7	8	0	1	0
2021	0.00	0-0	2	0	0	0/0	0	2.0	0	0	0	0	2	0	0	0	6	.000	0	0	0	0	0
TOTAL	3.72	4-0	32	0	0	0/2	4	46.0	37	23	19	27	56	5	1	2	209	.216	9	10	0	1	0

- ★ Returned to the mound on Feb. 24, 2021 against Western Kentucky after not making an appearance in 2020
- ★ Tied for second on the team in appearances in 2019
- ★ Limited opponents to a .231 average while fanning 46 in 34.2 innings as a sophomore
- ★ Allowed just two extra-base hits in his last 11 outings of the 2019 season
- ★ Made eight relief appearances his freshman campaign, posting a 2-0 record alongside a 1.94 ERA
- ★ Did not allow a run in his first seven collegiate outings
- ★ Human and organizational development major

## STUDENT-ATHLETE NOTES (PITCHING)

### 31 ★ Miles Garrett, RHP R/R 5-10 165 lbs. Fr. Stone Mountain, Ga.

Year	era	w-l	app	gs	cg	sho	sv	ip	h	r	er	bb	so	2b	3b	hr	bf	bavg	wp	hbp	bk	sfa	sha
2021	0.00	1-0	2	0	0	0/0	0	1.2	1	0	0	1	2	0	0	0	7	.167	0	0	0	0	0
TOTAL	0.00	1-0	2	0	0	0/0	0	1.2	1	0	0	1	2	0	0	0	7	.167	0	0	0	0	0

- ★ Picked up his first career win against Georgia State (Feb. 27), helping the Commodores even the series
- ★ Georgia's fourth-best right-hander and ninth-rated overall prospect
- ★ Most Valuable Player of the 2019 Area Code Games
- ★ 14 career wins at Parkview HS, posting a 1.84 ERA and 135 career strikeouts
- ★ Two-time 7A state champion at PHS (2018, 2019)
- ★ Mother, Crystal Garrett, was a member of the Washington State track and field team
- ★ Enjoys playing golf, basketball, swimming, piano and learning Spanish

### 77 ★ Brett Hansen, LHP L/L 6-4 205 lbs. Fr. Pleasanton, Calif.

Year	era	w-l	app	gs	cg	sho	sv	ip	h	r	er	bb	so	2b	3b	hr	bf	bavg	wp	hbp	bk	sfa	sha
2021	--	--	--	--	--	--	--	--	--	--	--	--	--	--	--	--	--	--	--	--	--	--	--
TOTAL	--	--	--	--	--	--	--	--	--	--	--	--	--	--	--	--	--	--	--	--	--	--	--

- ★ California's top-ranked southpaw and 13th-best overall prospect in the 2018 class
- ★ Two-time East Bay Athletic League MVP
- ★ 2018 California Mr. Baseball nominee
- ★ .500 average, seven doubles, two home runs and 29 RBI as a senior
- ★ 8-1 record with 71 strikeouts in his final season at Foothill, sporting a 1.59 ERA across 57.1 innings pitched
- ★ Father, Matt Hansen, was a member of the BYU men's basketball team (1988)
- ★ Enjoys trying new foods, longboarding, surfing, swimming, hiking and playing the ukulele

### 40 ★ Sam Hliboki, RHP L/R 6-3 210 lbs. So. Los Angeles, Calif.

Year	era	w-l	app	gs	cg	sho	sv	ip	h	r	er	bb	so	2b	3b	hr	bf	bavg	wp	hbp	bk	sfa	sha
2020	0.00	0-0	5	0	0	0/0	2	15.2	2	0	0	2	16	1	0	0	52	.043	0	2	0	1	1
2021	1.50	0-0	2	1	0	0/0	0	6.0	5	1	1	1	9	0	0	1	26	.208	0	1	0	0	0
TOTAL	0.42	0-0	7	1	0	0/0	2	21.2	7	1	1	3	25	1	0	1	78	.100	0	3	0	1	1

- ★ Made his first career start against Georgia State (Feb. 27)
- ★ Did not allow a run in 15.2 innings as a freshman
- ★ Surrendered just two hits across five appearances
- ★ Posted a 16-2 strikeout-to-walk ratio in 2020
- ★ Earned a team-best two saves last season
- ★ 2019 Daily News Pitcher of the Year
- ★ Four-year varsity record of 23-3 and 13-1 mark in league play

### 22 ★ Jack Leiter, RHP R/R 6-1 205 lbs. Fr. Summit, N.J.

Year	era	w-l	app	gs	cg	sho	sv	ip	h	r	er	bb	so	2b	3b	hr	bf	bavg	wp	hbp	bk	sfa	sha
2020	1.72	2-0	4	3	0	0/2	0	15.2	5	3	3	8	22	1	0	0	60	.098	3	1	0	0	0
2021	0.00	2-0	2	2	0	0/1	0	10.0	4	0	0	4	15	0	0	0	39	.121	0	2	1	0	0
TOTAL	1.05	4-0	6	5	0	0/3	0	25.2	9	3	3	12	37	1	0	0	99	.107	3	3	1	0	0

- ★ Consensus Preseason All-America by five publications (Collegiate Baseball (1st), Baseball America (1st), D1Baseball (1st), Perfect Game (3rd), NCBWA (1st))
- ★ Preseason All-SEC Second Team
- ★ Made three starts and appeared in four games in 2020
- ★ SEC Co-Freshman of the Week (Feb. 24, 2020)
- ★ Went 2-0 with 22 strikeouts as a freshman
- ★ 2019 Gatorade State Player of the Year in New Jersey
- ★ Father, Al Leiter, pitched 19 seasons in the MLB (1987-2005)

## STUDENT-ATHLETE NOTES (PITCHING)

### 42 ★ Christian Little, RHP R/R 6-4 210 lbs. Fr. St. Louis, Mo.

Year	era	w-l	app	gs	cg	sho	sv	ip	h	r	er	bb	so	2b	3b	hr	bf	bavg	wp	hbp	bk	sfa	sha
2021	4.50	1-0	2	1	0	0/0	0	4.0	5	3	2	0	2	1	0	2	15	.333	1	0	0	0	0
TOTAL	4.50	1-0	2	1	0	0/0	0	4.0	5	3	2	0	2	1	0	2	15	.333	1	0	0	0	0

- ★ Picked up his first career win in the midweek matchup with Western Kentucky (Feb. 24)
- ★ Early enrollee who attended Christian Brothers College
- ★ Missouri's top-ranked overall prospect and right-hander
- ★ 2020 Perfect Game All-American Classic participant
- ★ 2020 Gatorade State Player of the Year in Missouri
- ★ Father, Chris Little, was a member of the Houston Astros organization
- ★ Enjoys playing video games

### 29 ★ Nick Maldonado, RHP R/R 6-1 205 lbs. So. Short Hills, N.J.

Year	era	w-l	app	gs	cg	sho	sv	ip	h	r	er	bb	so	2b	3b	hr	bf	bavg	wp	hbp	bk	sfa	sha
2020	2.70	0-0	4	0	0	0/0	0	6.2	7	2	2	1	6	2	0	0	27	.269	0	0	0	0	0
2021	0.00	0-0	3	0	0	0/1	0	4.1	0	0	0	2	4	0	0	0	14	.000	0	0	0	0	0
TOTAL	1.64	0-0	7	0	0	0/1	0	11.0	7	2	2	3	10	2	0	0	41	.184	0	0	0	0	0

- ★ Did not permit a run in three of his four appearances in 2020
- ★ Posted five strikeouts vs. Saint Louis (Feb. 26, 2020)
- ★ Went 6-2 with 70 strikeouts in 52 innings his junior season at Seton Hall Prep
- ★ Two-time state champion (2015, 2016) where he was the winning pitcher
- ★ Father, Frank Maldonado, played baseball at Manhattan College
- ★ Sister, Alexa Maldonado, played softball at Notre Dame (2009-12)
- ★ Brother, Frank Maldonado Jr., played baseball at Pittsburgh (2014-18)

### 35 ★ Chris McElvain, RHP R/R 6-0 205 lbs. So. Melville, N.Y.

Year	era	w-l	app	gs	cg	sho	sv	ip	h	r	er	bb	so	2b	3b	hr	bf	bavg	wp	hbp	bk	sfa	sha
2020	4.82	0-0	6	0	0	0/2	0	9.1	8	5	5	4	7	1	0	0	40	.222	3	0	0	0	0
2021	6.75	0-0	2	0	0	0/0	1	5.1	5	4	4	2	7	1	0	0	25	.250	1	1	0	0	2
TOTAL	5.52	0-0	8	0	0	0/2	1	14.2	13	9	9	6	14	2	0	0	65	.232	4	1	0	0	2

- ★ Made six relief appearances as a freshman
- ★ Did not allow a run in four of his six appearances in 2020
- ★ 0.73 ERA and .422 batting average in four-year varsity career at Summit HS
- ★ 103-11 strikeout-to-walk ratio as a senior
- ★ Helped Summit to a pair of state final fours

### 36 ★ Grayson Moore, OF/RHP S/R 6-3 190 lbs. Fr. Melville, N.Y.

Year	era	w-l	app	gs	cg	sho	sv	ip	h	r	er	bb	so	2b	3b	hr	bf	bavg	wp	hbp	bk	sfa	sha
2021	0.00	0-0	2	0	0	0/0	0	2.0	0	0	0	3	2	0	0	0	8	.000	0	0	0	0	0
TOTAL	0.00	0-0	2	0	0	0/0	0	2.0	0	0	0	3	2	0	0	0	8	.000	0	0	0	0	0

### 50 ★ Luke Murphy, RHP R/R 6-5 190 lbs. Jr. Cross Plains, Tenn.

Year	era	w-l	app	gs	cg	sho	sv	ip	h	r	er	bb	so	2b	3b	hr	bf	bavg	wp	hbp	bk	sfa	sha
2020	13.50	0-0	4	0	0	0/0	0	2.0	2	3	3	9	4	0	0	0	18	.250	2	1	0	0	0
2021	0.00	0-0	3	0	0	0/1	1	4.0	0	0	0	1	8	0	0	0	13	.000	0	0	0	0	0
TOTAL	4.50	0-0	7	0	0	0/1	1	6.0	2	3	3	10	12	0	0	0	31	.100	2	1	0	0	0

- ★ Picked up his first career save against Georgia State (Feb. 27), working 2.0 scoreless innings
- ★ Made four relief appearances in 2020
- ★ Recorded at least one strikeout in three of his four outings last season
- ★ Did not make an appearance as a freshman after undergoing Tommy John surgery
- ★ Two-year basketball team captain at East Robertson
- ★ Father, Neil Murphy, played baseball at Austin Peay
- ★ Cousin, Will Clinard, was a three-time letter winner for Vanderbilt baseball (2010-12)
- ★ American studies major

## STUDENT-ATHLETE NOTES (PITCHING)

33 ★ Hunter Owen, LHP										R/L	6-6	240 lbs.	Fr.	South Portland, Maine									
-----------------------	--	--	--	--	--	--	--	--	--	-----	-----	----------	-----	-----------------------	--	--	--	--	--	--	--	--	--

Year	era	w-l	app	gs	cg	sho	sv	ip	h	r	er	bb	so	2b	3b	hr	bf	bavg	wp	hbp	bk	sfa	sha
2021	5.40	0-0	2	0	0	0/0	0	3.1	2	2	2	2	5	1	0	0	14	.167	1	0	0	0	0
TOTAL	5.40	0-0	2	0	0	0/0	0	3.1	2	2	2	2	5	1	0	0	14	.167	1	0	0	0	0

- ★ Maine's top-ranked overall player and southpaw
- ★ 2019 Gatorade State Player of the Year in Maine
- ★ Two-time Southwestern Maine Activities Association (SWAA) Pitcher of the Year
- ★ 5-0 record as a junior with 76 strikeouts, while notching a 0.17 ERA across 40 innings
- ★ Multi-sport athlete who competed in football for two years and basketball for four

88 ★ Patrick Reilly, RHP										R/R	6-3	210 lbs.	Fr.	Sea Girt, N.J.									
--------------------------	--	--	--	--	--	--	--	--	--	-----	-----	----------	-----	----------------	--	--	--	--	--	--	--	--	--

Year	era	w-l	app	gs	cg	sho	sv	ip	h	r	er	bb	so	2b	3b	hr	bf	bavg	wp	hbp	bk	sfa	sha
2021	0.00	0-0	2	0	0	0/0	0	2.0	2	0	0	0	2	0	0	0	6	.333	0	0	0	0	0
TOTAL	0.00	0-0	2	0	0	0/0	0	2.0	2	0	0	0	2	0	0	0	6	.333	0	0	0	0	0

- ★ New Jersey's top-ranked right-hander and second-rated overall prospect
- ★ 7-0 record with a 0.67 ERA and 67 strikeouts across 42.0 innings pitched as a junior
- ★ Led Christian Brothers Academy to the 2019 Monmouth County Championship
- ★ Father, Mike Reilly, was a member of the Villanova football team (1986-1990)
- ★ Enjoys playing golf

80 ★ Kumar Rocker, RHP										R/R	6-5	245 lbs.	Jr.	Athens, Ga.									
------------------------	--	--	--	--	--	--	--	--	--	-----	-----	----------	-----	-------------	--	--	--	--	--	--	--	--	--

Year	era	w-l	app	gs	cg	sho	sv	ip	h	r	er	bb	so	2b	3b	hr	bf	bavg	wp	hbp	bk	sfa	sha
2019	3.25	12-5	19	16	1	1/0	0	99.2	88	40	36	21	114	18	2	2	414	.233	7	7	5	3	6
2020	1.80	2-1	3	3	0	0/0	0	15.0	6	5	3	8	28	2	0	0	63	.118	2	3	0	0	1
2021	0.00	2-0	2	2	0	0/0	0	9.0	4	0	0	6	14	2	0	0	34	.143	1	0	1	0	0
TOTAL	2.84	16-6	24	21	1	1/0	0	123.2	98	45	39	35	156	22	2	2	511	.215	10	10	6	3	7

- ★ Consensus Preseason All-America by five publications (Collegiate Baseball (1st), Baseball America (1st), D1Baseball (1st) , Perfect Game (3rd))
- ★ Preseason All-SEC first team
- ★ Team-best 28 strikeouts across 15.0 innings in 2020
- ★ D1.Baseball.com and Baseball America Freshman of the Year in 2019
- ★ 2019 College World Series Most Outstanding Player
- ★ The Tennessean 2019 Sportsperson of the Year
- ★ Father, Tracy Rocker, played four years for the Washington Redskins and currently coaches for the Philadelphia Eagles

66 ★ Thomas Schultz, RHP										R/R	6-6	225 lbs.	So.	Mount Carmel, Pa.									
--------------------------	--	--	--	--	--	--	--	--	--	-----	-----	----------	-----	-------------------	--	--	--	--	--	--	--	--	--

Year	era	w-l	app	gs	cg	sho	sv	ip	h	r	er	bb	so	2b	3b	hr	bf	bavg	wp	hbp	bk	sfa	sha
2020	0.66	0-1	4	1	0	0/1	1	13.2	9	1	1	3	17	2	0	0	53	.184	1	0	0	0	1
2021	3.38	0-1	2	1	0	0/1	0	5.1	5	2	2	2	6	2	0	0	22	.278	1	0	0	1	1
TOTAL	1.42	0-2	6	2	0	0/2	1	19.0	14	3	3	5	23	4	0	0	75	.209	2	0	0	1	2

- ★ Posted a 0.66 ERA and a .184 opponent batting average in 2020
- ★ Appeared in four games and made one start as a freshman
- ★ Allowed just one run in 13.2 innings of work
- ★ Four-year letter winner in basketball at Our Lady of Lourdes Regional
- ★ Set school and area scoring record in basketball with 2,355 points
- ★ Sister, Rachel Schultz, played basketball at Elizabethtown College (2014-16)

## STUDENT-ATHLETE NOTES (PITCHING)

27 ★ Ethan Smith, RHP							R/R			6-2		205 lbs.			Jr.		Mt. Juliet, Tenn						
Year	era	w-l	app	gs	cg	sho	sv	ip	h	r	er	bb	so	2b	3b	hr	bf	bavg	wp	hbp	bk	sfa	sha
2019	3.27	4-0	17	0	0	0/2	0	33.0	17	13	12	17	47	5	1	1	137	.150	4	5	1	1	1
2020	1.42	3-0	5	4	0	0/1	0	19.0	12	4	3	9	23	3	0	0	78	.182	3	1	0	0	2
2021	9.00	0-0	2	0	0	0/1	1	2.0	3	2	2	1	4	1	0	1	10	.333	0	0	0	0	0
TOTAL	2.83	7-0	24	4	0	0/4	1	54.0	32	19	17	27	74	9	1	2	225	.170	7	6	1	1	3

- ★ Posted a 3-0 record and a 1.42 ERA with 23 strikeouts in 2020
- ★ Made four appearances and four starts as a sophomore
- ★ Went 4-0 with a 3.27 ERA in 2019
- ★ Made 17 relief appearances his freshman season, working 33.0 innings
- ★ Brother, Brandon Smith, played baseball at Tennessee Tech
- ★ Human and organizational development major

28 ★ Ryan Stefiuk, LHP										R/L		6-4		210 lbs.			Fr.		Green Bay, Wis.						
Year	era	w-l	app	gs	cg	sho	sv	ip	h	r	er	bb	so	2b	3b	hr	bf	bavg	wp	hbp	bk	sfa	sha		
2021	--	--	--	--	--	--	--	--	--	--	--	--	--	--	--	--	--	--	--	--	--	--	--		
TOTAL	--	--	--	--	--	--	--	--	--	--	--	--	--	--	--	--	--	--	--	--	--	--	--		

- ★ Wisconsin's top-rated southpaw and fourth-best overall prospect
- ★ 0.90 ERA across his high school career
- ★ Led Preble to four-straight state playoff appearances
- ★ Four-year member of the National Honor Society
- ★ Enjoys frofing

# The Automated ScoreBook

## Individual Game-by-Game for Vanderbilt (as of Mar 03, 2021)

### #30 Nelson Berkwich - 1 appearance (All games)

Date	Opponent	GS	IP	H	R	ER	BB	SO	2B	3B	HR	WP	BK	HBP	IBB	Score	W-L	Sv	ERA	NP
Feb 28	GEORGIA STATE-2		1.0	2	1	1	0	0	0	0	0	0	0	0	0	17-6	0-0	0	9.00	17
Totals		0	1.0	2	1	1	0	0	0	0	0	0	0	0	0	17-6	0-0	0	9.00	-

### #51 Enrique Bradfield Jr - 7 games (All games)

Date	Opponent	Pos	AB	R	H	RBI	2B	3B	HR	BB	SB	CS	HBP	SAC	SF	GDP	K	PO	A	E	Avg
Feb 22	WRIGHT STATE-1	*of	3	2	2	1	0	0	0	1	1	0	0	0	0	0	0	2	0	0	.667
Feb 22	WRIGHT STATE-2	*of	3	1	1	0	0	0	0	0	0	0	0	0	0	0	1	2	0	0	.500
Feb 24	WESTERN KENTUCK	*of	4	0	2	2	1	0	0	0	0	0	0	0	0	0	1	2	0	0	.500
Feb 26	GEORGIA STATE	*of	4	0	1	1	0	0	0	0	0	0	0	0	0	0	2	3	0	0	.429
Feb 27	GEORGIA STATE	*of	2	0	1	0	0	0	0	1	1	0	0	1	0	0	0	0	0	0	.438
Feb 28	GEORGIA STATE-1	*of	3	1	0	0	0	0	0	1	1	0	1	0	0	0	0	1	0	0	.368
Feb 28	GEORGIA STATE-2	*of	1	2	0	0	0	0	0	2	1	0	1	0	0	0	1	2	0	0	.350
Totals		7gs	20	6	7	4	1	0	0	5	4	0	2	1	0	0	5	12	0	0	.350

On base pct. .519 • Slugging pct. .400

### #46 Gage Bradley - 1 appearance (All games)

Date	Opponent	GS	IP	H	R	ER	BB	SO	2B	3B	HR	WP	BK	HBP	IBB	Score	W-L	Sv	ERA	NP
Feb 28	GEORGIA STATE-2		1.0	2	3	3	3	2	0	0	0	1	0	1	0	17-6	0-0	0	27.00	35
Totals		0	1.0	2	3	3	3	2	0	0	0	1	0	1	0	17-6	0-0	0	27.00	-

### #16 Jack Bulger - 7 games (All games)

Date	Opponent	Pos	AB	R	H	RBI	2B	3B	HR	BB	SB	CS	HBP	SAC	SF	GDP	K	PO	A	E	Avg
Feb 22	WRIGHT STATE-1	of	3	0	0	0	0	0	0	0	0	0	0	0	0	1	1	0	0	0	.000
Feb 22	WRIGHT STATE-2	*of	4	0	0	1	0	0	0	0	0	0	0	0	0	0	0	0	0	0	.000
Feb 24	WESTERN KENTUCK	*of	4	1	1	1	0	0	0	0	0	0	0	0	0	0	1	0	0	0	.091
Feb 26	GEORGIA STATE	*of	4	1	2	0	0	0	0	1	0	0	0	0	0	0	1	0	0	0	.200
Feb 27	GEORGIA STATE	*of	4	0	0	0	0	0	0	1	0	0	0	0	0	0	0	1	0	0	.158
Feb 28	GEORGIA STATE-1	*of	3	1	0	0	0	0	0	2	0	0	0	0	0	1	1	0	0	0	.136
Feb 28	GEORGIA STATE-2	*of	5	2	2	0	0	0	0	0	0	0	0	0	0	0	0	1	0	0	.185
Totals		6gs	27	5	5	2	0	0	0	4	0	0	0	0	0	2	4	2	0	0	.185

On base pct. .290 • Slugging pct. .185

### #39 Gavin Casas - 4 games (All games)

Date	Opponent	Pos	AB	R	H	RBI	2B	3B	HR	BB	SB	CS	HBP	SAC	SF	GDP	K	PO	A	E	Avg
Feb 22	WRIGHT STATE-1	ph/1b	1	0	0	0	0	0	0	0	0	0	0	0	0	0	0	0	0	0	.000
Feb 24	WESTERN KENTUCK	1b	1	0	0	0	0	0	0	0	0	0	0	0	0	0	0	1	0	0	.000
Feb 28	GEORGIA STATE-1	ph/1b	1	0	0	0	0	0	0	0	0	0	0	0	0	0	0	1	0	0	.000
Feb 28	GEORGIA STATE-2	ph/1b	2	1	1	0	0	0	0	0	0	0	0	0	0	0	1	2	0	0	.200
Totals		0gs	5	1	1	0	0	0	0	0	0	0	0	0	0	0	1	4	0	0	.200

On base pct. .200 • Slugging pct. .200

### #3 Cooper Davis - 1 game (All games)

Date	Opponent	Pos	AB	R	H	RBI	2B	3B	HR	BB	SB	CS	HBP	SAC	SF	GDP	K	PO	A	E	Avg
Feb 22	WRIGHT STATE-1	*of	1	0	0	0	0	0	0	0	0	0	0	0	0	0	1	0	0	0	.000
Totals		1gs	1	0	0	0	0	0	0	0	0	0	0	0	0	0	1	0	0	0	.000

On base pct. .000 • Slugging pct. .000



# The Automated ScoreBook

## Individual Game-by-Game for Vanderbilt (as of Mar 03, 2021)

### #18 Will Duff - 1 game (All games)

Date	Opponent	Pos	AB	R	H	RBI	2B	3B	HR	BB	SB	CS	HBP	SAC	SF	GDP	K	PO	A	E	Avg
Feb 28	GEORGIA STATE-2	of	1	0	0	0	0	0	0	0	0	0	0	0	0	0	0	0	0	0	.000
Totals		ogs	1	0	0	0	0	0	0	0	0	0	0	0	0	0	0	0	0	0	.000

On base pct. .000 • Slugging pct. .000

### #45 Alan Espinal - 2 games (All games)

Date	Opponent	Pos	AB	R	H	RBI	2B	3B	HR	BB	SB	CS	HBP	SAC	SF	GDP	K	PO	A	E	Avg
Feb 24	WESTERN KENTUCK	c	1	0	0	0	0	0	0	0	0	0	0	0	0	0	0	3	0	0	.000
Feb 28	GEORGIA STATE-2	c	0	0	0	0	0	0	0	0	0	0	0	0	0	0	0	2	0	0	.000
Totals		ogs	1	0	0	0	0	0	0	0	0	0	0	0	0	0	0	5	0	0	.000

On base pct. .000 • Slugging pct. .000

### #32 Hugh Fisher - 1 game (All games)

Date	Opponent	Pos	AB	R	H	RBI	2B	3B	HR	BB	SB	CS	HBP	SAC	SF	GDP	K	PO	A	E	Avg
Feb 28	GEORGIA STATE-2	p	0	0	0	0	0	0	0	0	0	0	0	0	0	0	0	0	1	0	.000
Totals		ogs	0	0	0	0	0	0	0	0	0	0	0	0	0	0	0	0	1	0	.000

On base pct. .000 • Slugging pct. .000

### #32 Hugh Fisher - 2 appearances (All games)

Date	Opponent	GS	IP	H	R	ER	BB	SO	2B	3B	HR	WP	BK	HBP	IBB	Score	W-L	Sv	ERA	NP
Feb 24	WESTERN KENTUCK		1.0	0	0	0	0	2	0	0	0	0	0	0	0	12-1	0-0	0	0.00	10
Feb 28	GEORGIA STATE-2		1.0	0	0	0	0	0	0	0	0	0	0	0	0	17-6	0-0	0	0.00	11
Totals		0	2.0	0	0	0	0	2	0	0	0	0	0	0	0	29-7	0-0	0	0.00	-

### #31 Miles Garrett - 2 appearances (All games)

Date	Opponent	GS	IP	H	R	ER	BB	SO	2B	3B	HR	WP	BK	HBP	IBB	Score	W-L	Sv	ERA	NP
Feb 24	WESTERN KENTUCK		1.0	0	0	0	1	1	0	0	0	0	0	0	0	12-1	0-0	0	0.00	12
Feb 27	GEORGIA STATE		0.2	1	0	0	0	1	0	0	0	0	0	0	0	5-4	1-0	0	0.00	7
Totals		0	1.2	1	0	0	1	2	0	0	0	0	0	0	0	17-5	1-0	0	0.00	-

### #99 Jayson Gonzalez - 7 games (All games)

Date	Opponent	Pos	AB	R	H	RBI	2B	3B	HR	BB	SB	CS	HBP	SAC	SF	GDP	K	PO	A	E	Avg
Feb 22	WRIGHT STATE-1	*3b	3	1	1	3	0	0	1	0	0	0	1	0	0	0	1	1	0	0	.333
Feb 22	WRIGHT STATE-2	*3b	3	0	3	0	0	0	0	0	0	0	0	0	0	0	0	0	0	0	.667
Feb 24	WESTERN KENTUCK	*3b	3	1	1	0	0	0	0	1	0	0	0	0	0	0	2	1	1	1	.556
Feb 26	GEORGIA STATE	*3b	3	0	0	0	0	0	0	1	0	0	0	0	0	0	2	0	1	0	.417
Feb 27	GEORGIA STATE	*3b	3	0	1	1	1	0	0	0	0	0	0	0	1	0	0	2	1	1	.400
Feb 28	GEORGIA STATE-1	*3b	4	0	2	3	0	0	0	1	0	0	0	0	0	0	0	0	0	0	.421
Feb 28	GEORGIA STATE-2	*3b	2	1	0	1	0	0	0	1	0	0	1	0	0	0	0	0	0	0	.381
Totals		7gs	21	3	8	8	1	0	1	4	0	0	2	0	1	0	5	4	3	2	.381

On base pct. .500 • Slugging pct. .571

### #21 Calvin Hewett - 5 games (All games)

Date	Opponent	Pos	AB	R	H	RBI	2B	3B	HR	BB	SB	CS	HBP	SAC	SF	GDP	K	PO	A	E	Avg
Feb 22	WRIGHT STATE-1	of/of	0	1	0	0	0	0	0	0	0	0	1	0	0	0	0	1	0	0	.000
Feb 22	WRIGHT STATE-2	of	0	0	0	0	0	0	0	0	0	0	0	0	0	0	0	0	0	0	.000
Feb 24	WESTERN KENTUCK	ph/of	0	1	0	0	0	0	0	0	0	0	1	0	0	0	0	0	0	0	.000
Feb 27	GEORGIA STATE	of	0	0	0	0	0	0	0	0	0	0	0	0	0	0	0	0	0	0	.000
Feb 28	GEORGIA STATE-1	of	0	0	0	0	0	0	0	0	0	0	0	0	0	0	0	1	0	0	.000
Totals		ogs	0	2	0	0	0	0	0	0	0	0	2	0	0	0	0	2	0	0	.000

On base pct. 1.000 • Slugging pct. .000

# The Automated ScoreBook

## Individual Game-by-Game for Vanderbilt (as of Mar 03, 2021)

### #40 Sam Hliboki - 2 appearances (All games)

Date	Opponent	GS	IP	H	R	ER	BB	SO	2B	3B	HR	WP	BK	HBP	IBB	Score	W-L	Sv	ERA	NP
Feb 22	WRIGHT STATE-1		2.0	1	0	0	1	2	0	0	0	0	0	1	0	14-1	0-0	0	0.00	38
Feb 27	GEORGIA STATE	*	4.0	4	1	1	0	7	0	0	1	0	0	0	0	5-4	0-0	0	1.50	68
Totals		1	6.0	5	1	1	1	9	0	0	1	0	0	1	0	19-5	0-0	0	1.50	-

### #11 Matt Hogan - 2 games (All games)

Date	Opponent	Pos	AB	R	H	RBI	2B	3B	HR	BB	SB	CS	HBP	SAC	SF	GDP	K	PO	A	E	Avg
Feb 28	GEORGIA STATE-1	of	0	0	0	0	0	0	0	0	0	0	0	0	0	0	0	0	0	0	.000
Feb 28	GEORGIA STATE-2	ph/of	1	1	0	1	0	0	0	0	0	0	0	0	0	0	0	1	0	0	.000
Totals		0gs	1	1	0	1	0	0	0	0	0	0	0	0	0	0	0	1	0	0	.000

On base pct. .000 • Slugging pct. .000

### #12 Dominic Keegan - 7 games (All games)

Date	Opponent	Pos	AB	R	H	RBI	2B	3B	HR	BB	SB	CS	HBP	SAC	SF	GDP	K	PO	A	E	Avg
Feb 22	WRIGHT STATE-1	*1b	4	1	2	2	1	1	0	0	0	0	0	0	0	0	0	3	0	1	.500
Feb 22	WRIGHT STATE-2	*1b	2	0	0	0	0	0	0	1	0	0	0	0	0	0	1	6	0	0	.333
Feb 24	WESTERN KENTUCK	*1b	3	3	3	3	2	0	1	1	0	0	0	0	0	0	0	6	0	0	.556
Feb 26	GEORGIA STATE	*1b	3	0	2	0	1	0	0	1	0	0	0	0	0	0	1	8	1	0	.583
Feb 27	GEORGIA STATE	*1b	3	1	2	2	0	0	1	1	0	0	0	0	0	0	0	5	1	0	.600
Feb 28	GEORGIA STATE-1	*1b	3	2	1	0	0	0	0	2	0	0	0	0	0	0	2	7	1	0	.556
Feb 28	GEORGIA STATE-2	*1b	3	2	2	6	1	0	1	1	0	0	0	0	0	0	0	5	0	0	.571
Totals		7gs	21	9	12	13	5	1	3	7	0	0	0	0	0	0	4	40	3	1	.571

On base pct. .679 • Slugging pct. 1.333

### #6 Tate Kolwyck - 7 games (All games)

Date	Opponent	Pos	AB	R	H	RBI	2B	3B	HR	BB	SB	CS	HBP	SAC	SF	GDP	K	PO	A	E	Avg
Feb 22	WRIGHT STATE-1	*2b	5	1	2	3	2	0	0	0	0	0	0	0	0	1	0	2	1	0	.400
Feb 22	WRIGHT STATE-2	*2b	4	0	1	0	0	0	0	0	0	0	0	0	0	0	1	1	4	0	.333
Feb 24	WESTERN KENTUCK	*2b	3	1	1	1	0	1	0	1	0	0	0	0	0	0	2	2	4	0	.333
Feb 26	GEORGIA STATE	*2b	4	1	0	0	0	0	0	1	0	0	0	0	0	0	2	3	2	0	.250
Feb 27	GEORGIA STATE	*2b	2	1	0	0	0	0	0	2	0	0	0	0	0	0	0	1	2	0	.222
Feb 28	GEORGIA STATE-1	*2b	3	2	2	2	1	0	1	2	0	0	0	0	0	0	0	3	1	0	.286
Feb 28	GEORGIA STATE-2	*2b	3	0	0	0	0	0	0	0	0	0	0	0	0	0	1	0	0	0	.250
Totals		7gs	24	6	6	6	3	1	1	6	0	0	0	0	0	1	6	12	14	0	.250

On base pct. .400 • Slugging pct. .583

### #19 Troy LaNeve - 4 games (All games)

Date	Opponent	Pos	AB	R	H	RBI	2B	3B	HR	BB	SB	CS	HBP	SAC	SF	GDP	K	PO	A	E	Avg
Feb 22	WRIGHT STATE-1	of	0	0	0	0	0	0	0	0	0	0	0	0	0	0	0	0	0	0	.000
Feb 24	WESTERN KENTUCK	ph/of	1	0	0	0	0	0	0	0	0	0	0	0	0	0	0	1	0	0	.000
Feb 28	GEORGIA STATE-1	ph/of	1	0	0	0	0	0	0	0	0	0	0	0	0	0	0	0	0	0	.000
Feb 28	GEORGIA STATE-2	ph/of	1	0	0	0	0	0	0	0	0	0	0	0	0	0	1	0	0	0	.000
Totals		0gs	3	0	0	0	0	0	0	0	0	0	0	0	0	0	1	1	0	0	.000

On base pct. .000 • Slugging pct. .000

### #22 Jack Leiter - 1 game (All games)

Date	Opponent	Pos	AB	R	H	RBI	2B	3B	HR	BB	SB	CS	HBP	SAC	SF	GDP	K	PO	A	E	Avg
Feb 28	GEORGIA STATE-2	*p	0	0	0	0	0	0	0	0	0	0	0	0	0	0	0	0	2	0	.000
Totals		1gs	0	0	0	0	0	0	0	0	0	0	0	0	0	0	0	0	2	0	.000

On base pct. .000 • Slugging pct. .000

**The Automated ScoreBook**  
**Individual Game-by-Game for Vanderbilt (as of Mar 03, 2021)**

**#22 Jack Leiter - 2 appearances (All games)**

Date	Opponent	GS	IP	H	R	ER	BB	SO	2B	3B	HR	WP	BK	HBP	IBB	Score	W-L	Sv	ERA	NP
Feb 22	WRIGHT STATE-2	*	5.0	1	0	0	0	8	0	0	0	0	0	1	0	1-0	1-0	0	0.00	69
Feb 28	GEORGIA STATE-2	*	5.0	3	0	0	4	7	0	0	0	0	1	1	0	17-6	2-0	0	0.00	93
Totals		2	10.0	4	0	0	4	15	0	0	0	0	1	2	0	18-6	2-0	0	0.00	-

**#42 Christian Little - 1 game (All games)**

Date	Opponent	Pos	AB	R	H	RBI	2B	3B	HR	BB	SB	CS	HBP	SAC	SF	GDP	K	PO	A	E	Avg
Feb 24	WESTERN KENTUCK	*p	0	0	0	0	0	0	0	0	0	0	0	0	0	0	0	0	1	0	.000
Totals		1gs	0	0	0	0	0	0	0	0	0	0	0	0	0	0	0	0	1	0	.000

On base pct. .000 • Slugging pct. .000

**#42 Christian Little - 2 appearances (All games)**

Date	Opponent	GS	IP	H	R	ER	BB	SO	2B	3B	HR	WP	BK	HBP	IBB	Score	W-L	Sv	ERA	NP
Feb 24	WESTERN KENTUCK	*	3.0	3	1	0	0	1	1	0	0	1	0	0	0	12-1	1-0	0	0.00	31
Feb 28	GEORGIA STATE-2		1.0	2	2	2	0	1	0	0	2	0	0	0	0	17-6	1-0	0	4.50	21
Totals		1	4.0	5	3	2	0	2	1	0	2	1	0	0	0	29-7	1-0	0	4.50	-

**#29 Nick Maldonado - 3 appearances (All games)**

Date	Opponent	GS	IP	H	R	ER	BB	SO	2B	3B	HR	WP	BK	HBP	IBB	Score	W-L	Sv	ERA	NP
Feb 22	WRIGHT STATE-2		1.0	0	0	0	2	1	0	0	0	0	0	0	0	1-0	0-0	0	0.00	27
Feb 26	GEORGIA STATE		1.2	0	0	0	0	1	0	0	0	0	0	0	0	2-4	0-0	0	0.00	14
Feb 28	GEORGIA STATE-1		1.2	0	0	0	0	2	0	0	0	0	0	0	0	12-2	0-0	0	0.00	19
Totals		0	4.1	0	0	0	2	4	0	0	0	0	0	0	0	15-6	0-0	0	0.00	-

**#35 Chris McElvain - 2 games (All games)**

Date	Opponent	Pos	AB	R	H	RBI	2B	3B	HR	BB	SB	CS	HBP	SAC	SF	GDP	K	PO	A	E	Avg
Feb 22	WRIGHT STATE-1	p	0	0	0	0	0	0	0	0	0	0	0	0	0	0	0	0	0	1	.000
Feb 27	GEORGIA STATE	p	0	0	0	0	0	0	0	0	0	0	0	0	0	0	0	1	2	1	.000
Totals		0gs	0	0	0	0	0	0	0	0	0	0	0	0	0	0	0	1	2	2	.000

On base pct. .000 • Slugging pct. .000

**#35 Chris McElvain - 2 appearances (All games)**

Date	Opponent	GS	IP	H	R	ER	BB	SO	2B	3B	HR	WP	BK	HBP	IBB	Score	W-L	Sv	ERA	NP
Feb 22	WRIGHT STATE-1		3.0	3	1	1	1	5	1	0	0	0	0	0	0	14-1	0-0	1	3.00	55
Feb 27	GEORGIA STATE		2.1	2	3	3	1	2	0	0	0	1	0	1	0	5-4	0-0	1	6.75	36
Totals		0	5.1	5	4	4	2	7	1	0	0	1	0	1	0	19-5	0-0	1	6.75	-

**#10 TJ McKenzie - 3 games (All games)**

Date	Opponent	Pos	AB	R	H	RBI	2B	3B	HR	BB	SB	CS	HBP	SAC	SF	GDP	K	PO	A	E	Avg
Feb 24	WESTERN KENTUCK	ph/of	1	0	0	0	0	0	0	0	0	0	0	0	0	0	1	0	0	0	.000
Feb 26	GEORGIA STATE	pr	0	0	0	0	0	0	0	0	0	0	0	0	0	0	0	0	0	0	.000
Feb 28	GEORGIA STATE-2	ph/dh	0	0	0	0	0	0	0	0	0	0	1	0	0	0	0	0	0	0	.000
Totals		0gs	1	0	0	0	0	0	0	0	0	0	1	0	0	0	1	0	0	0	.000

On base pct. .500 • Slugging pct. .000

**The Automated ScoreBook**  
**Individual Game-by-Game for Vanderbilt (as of Mar 03, 2021)**

**#36 Grayson Moore - 2 appearances (All games)**

Date	Opponent	GS	IP	H	R	ER	BB	SO	2B	3B	HR	WP	BK	HBP	IBB	Score	W-L	Sv	ERA	NP
Feb 24	WESTERN KENTUCK		1.0	0	0	0	1	2	0	0	0	0	0	0	0	12-1	0-0	0	0.00	18
Feb 28	GEORGIA STATE-1		1.0	0	0	0	2	0	0	0	0	0	0	0	0	12-2	0-0	0	0.00	17
Totals		0	2.0	0	0	0	3	2	0	0	0	0	0	0	0	24-3	0-0	0	0.00	-

**#50 Luke Murphy - 1 game (All games)**

Date	Opponent	Pos	AB	R	H	RBI	2B	3B	HR	BB	SB	CS	HBP	SAC	SF	GDP	K	PO	A	E	Avg
Feb 27	GEORGIA STATE	p	0	0	0	0	0	0	0	0	0	0	0	0	0	0	0	1	0	0	.000
Totals		0gs	0	0	0	0	0	0	0	0	0	0	0	0	0	0	0	1	0	0	.000

On base pct. .000 • Slugging pct. .000

**#50 Luke Murphy - 3 appearances (All games)**

Date	Opponent	GS	IP	H	R	ER	BB	SO	2B	3B	HR	WP	BK	HBP	IBB	Score	W-L	Sv	ERA	NP
Feb 22	WRIGHT STATE-2		1.0	0	0	0	0	3	0	0	0	0	0	0	0	1-0	0-0	0	0.00	14
Feb 26	GEORGIA STATE		1.0	0	0	0	1	3	0	0	0	0	0	0	0	2-4	0-0	0	0.00	19
Feb 27	GEORGIA STATE		2.0	0	0	0	0	2	0	0	0	0	0	0	0	5-4	0-0	1	0.00	20
Totals		0	4.0	0	0	0	1	8	0	0	0	0	0	0	0	8-8	0-0	1	0.00	-

**#25 Parker Noland - 7 games (All games)**

Date	Opponent	Pos	AB	R	H	RBI	2B	3B	HR	BB	SB	CS	HBP	SAC	SF	GDP	K	PO	A	E	Avg
Feb 22	WRIGHT STATE-1	*dh	3	2	3	1	1	0	0	1	0	0	0	0	0	0	0	0	0	0	1.000
Feb 22	WRIGHT STATE-2	*dh	4	0	0	0	0	0	0	0	0	0	0	0	0	0	2	0	0	0	.429
Feb 24	WESTERN KENTUCK	*dh	4	1	0	1	0	0	0	0	0	0	0	0	0	0	1	0	0	0	.273
Feb 26	GEORGIA STATE	*dh	3	0	1	1	0	0	0	2	1	0	0	0	0	0	1	0	0	0	.286
Feb 27	GEORGIA STATE	*dh	3	0	0	0	0	0	0	1	0	0	0	0	0	0	1	0	0	0	.235
Feb 28	GEORGIA STATE-1	*dh	5	2	3	4	2	0	1	0	0	0	0	0	0	0	1	0	0	0	.318
Feb 28	GEORGIA STATE-2	*dh	4	1	1	0	0	0	0	0	0	0	0	0	0	0	0	0	0	0	.308
Totals		7gs	26	6	8	7	3	0	1	4	1	0	0	0	0	0	6	0	0	0	.308

On base pct. .400 • Slugging pct. .538

**#20 Jack O'Dowd - 4 games (All games)**

Date	Opponent	Pos	AB	R	H	RBI	2B	3B	HR	BB	SB	CS	HBP	SAC	SF	GDP	K	PO	A	E	Avg
Feb 22	WRIGHT STATE-1	ph	1	0	0	0	0	0	0	0	0	0	0	0	0	0	1	0	0	0	.000
Feb 24	WESTERN KENTUCK	ph/3b	1	0	0	0	0	0	0	0	0	0	0	0	0	0	1	0	0	0	.000
Feb 28	GEORGIA STATE-1	ph/3b	1	0	0	0	0	0	0	0	0	0	0	0	0	0	0	0	0	0	.000
Feb 28	GEORGIA STATE-2	3b/ss	1	1	1	0	1	0	0	0	0	0	0	0	0	0	0	0	1	0	.250
Totals		0gs	4	1	1	0	1	0	0	0	0	0	0	0	0	0	2	0	1	0	.250

On base pct. .250 • Slugging pct. .500

**#33 Hunter Owen - 1 game (All games)**

Date	Opponent	Pos	AB	R	H	RBI	2B	3B	HR	BB	SB	CS	HBP	SAC	SF	GDP	K	PO	A	E	Avg
Feb 28	GEORGIA STATE-1	p	0	0	0	0	0	0	0	0	0	0	0	0	0	0	0	1	0	0	.000
Totals		0gs	0	0	0	0	0	0	0	0	0	0	0	0	0	0	0	1	0	0	.000

On base pct. .000 • Slugging pct. .000

**#33 Hunter Owen - 2 appearances (All games)**

Date	Opponent	GS	IP	H	R	ER	BB	SO	2B	3B	HR	WP	BK	HBP	IBB	Score	W-L	Sv	ERA	NP
Feb 24	WESTERN KENTUCK		2.0	1	0	0	0	4	1	0	0	0	0	0	0	12-1	0-0	0	0.00	32
Feb 28	GEORGIA STATE-1		1.1	1	2	2	2	1	0	0	0	1	0	0	0	12-2	0-0	0	5.40	26
Totals		0	3.1	2	2	2	2	5	1	0	0	1	0	0	0	24-3	0-0	0	5.40	-

**The Automated ScoreBook**  
**Individual Game-by-Game for Vanderbilt (as of Mar 03, 2021)**

**#17 C.J. Pittaro - 3 games (All games)**

Date	Opponent	Pos	AB	R	H	RBI	2B	3B	HR	BB	SB	CS	HBP	SAC	SF	GDP	K	PO	A	E	Avg
Feb 24	WESTERN KENTUCK	ph/dh	1	0	1	2	0	0	0	0	0	0	0	0	0	0	0	0	0	0	1.000
Feb 28	GEORGIA STATE-1	ph	1	0	0	0	0	0	0	0	0	0	0	0	0	0	0	0	0	0	.500
Feb 28	GEORGIA STATE-2	ph/3b	1	0	0	1	0	0	0	0	0	0	0	0	0	0	0	0	1	0	.333
Totals		0gs	3	0	1	3	0	0	0	0	0	0	0	0	0	0	0	0	1	0	.333

On base pct. .333 • Slugging pct. .333

**#88 Patrick Reilly - 2 appearances (All games)**

Date	Opponent	GS	IP	H	R	ER	BB	SO	2B	3B	HR	WP	BK	HBP	IBB	Score	W-L	Sv	ERA	NP
Feb 24	WESTERN KENTUCK		1.0	1	0	0	0	1	0	0	0	0	0	0	0	12-1	0-0	0	0.00	14
Feb 26	GEORGIA STATE		1.0	1	0	0	0	1	0	0	0	0	0	0	0	2-4	0-0	0	0.00	22
Totals		0	2.0	2	0	0	0	2	0	0	0	0	0	0	0	14-5	0-0	0	0.00	-

**#80 Kumar Rocker - 2 appearances (All games)**

Date	Opponent	GS	IP	H	R	ER	BB	SO	2B	3B	HR	WP	BK	HBP	IBB	Score	W-L	Sv	ERA	NP
Feb 22	WRIGHT STATE-1	*	4.0	1	0	0	3	8	1	0	0	0	0	0	0	14-1	1-0	0	0.00	67
Feb 28	GEORGIA STATE-1	*	5.0	3	0	0	3	6	1	0	0	1	1	0	0	12-2	2-0	0	0.00	84
Totals		2	9.0	4	0	0	6	14	2	0	0	1	1	0	0	26-3	2-0	0	0.00	-

**#5 CJ Rodriguez - 5 games (All games)**

Date	Opponent	Pos	AB	R	H	RBI	2B	3B	HR	BB	SB	CS	HBP	SAC	SF	GDP	K	PO	A	E	Avg
Feb 22	WRIGHT STATE-1	*c	4	1	0	1	0	0	0	0	0	0	1	0	0	0	3	17	0	0	.000
Feb 24	WESTERN KENTUCK	*c	3	1	1	0	0	0	0	0	0	0	1	0	0	0	1	8	1	0	.143
Feb 26	GEORGIA STATE	c	1	0	0	0	0	0	0	0	0	0	0	0	0	0	0	2	0	0	.125
Feb 27	GEORGIA STATE	*c	2	1	1	0	0	0	0	2	0	0	0	0	0	1	0	13	0	0	.200
Feb 28	GEORGIA STATE-1	*c	5	1	2	2	1	0	0	0	0	0	0	0	0	0	0	10	2	0	.267
Totals		4gs	15	4	4	3	1	0	0	2	0	0	2	0	0	1	4	50	3	0	.267

On base pct. .421 • Slugging pct. .333

**#55 Maxwell Romero Jr. - 3 games (All games)**

Date	Opponent	Pos	AB	R	H	RBI	2B	3B	HR	BB	SB	CS	HBP	SAC	SF	GDP	K	PO	A	E	Avg
Feb 22	WRIGHT STATE-2	*c	2	0	0	0	0	0	0	1	0	0	0	0	0	0	2	16	1	0	.000
Feb 26	GEORGIA STATE	*c	2	0	0	0	0	0	0	2	0	0	0	0	0	0	2	9	1	0	.000
Feb 28	GEORGIA STATE-2	*c	3	3	3	7	1	0	2	1	0	0	1	0	0	0	0	8	0	0	.429
Totals		3gs	7	3	3	7	1	0	2	4	0	0	1	0	0	0	4	33	2	0	.429

On base pct. .667 • Slugging pct. 1.429

**#66 Thomas Schultz - 2 appearances (All games)**

Date	Opponent	GS	IP	H	R	ER	BB	SO	2B	3B	HR	WP	BK	HBP	IBB	Score	W-L	Sv	ERA	NP
Feb 22	WRIGHT STATE-2		1.0	1	0	0	0	2	1	0	0	0	0	0	0	1-0	0-0	0	0.00	15
Feb 26	GEORGIA STATE	*	4.1	4	2	2	2	4	1	0	0	1	0	0	0	2-4	0-1	0	3.38	75
Totals		1	5.1	5	2	2	2	6	2	0	0	1	0	0	0	3-4	0-1	0	3.38	-

**#27 Ethan Smith - 2 appearances (All games)**

Date	Opponent	GS	IP	H	R	ER	BB	SO	2B	3B	HR	WP	BK	HBP	IBB	Score	W-L	Sv	ERA	NP
Feb 22	WRIGHT STATE-2		1.0	0	0	0	1	2	0	0	0	0	0	0	0	1-0	0-0	1	0.00	18
Feb 26	GEORGIA STATE		1.0	3	2	2	0	2	1	0	1	0	0	0	0	2-4	0-0	1	9.00	23
Totals		0	2.0	3	2	2	1	4	1	0	1	0	0	0	0	3-4	0-0	1	9.00	-

**The Automated ScoreBook**  
**Individual Game-by-Game for Vanderbilt (as of Mar 03, 2021)**

**#8 Isaiah Thomas - 7 games (All games)**

Date	Opponent	Pos	AB	R	H	RBI	2B	3B	HR	BB	SB	CS	HBP	SAC	SF	GDP	K	PO	A	E	Avg
Feb 22	WRIGHT STATE-1	*of	5	3	3	3	0	1	1	0	0	0	0	0	0	0	2	1	0	0	.600
Feb 22	WRIGHT STATE-2	*of	4	0	1	0	0	0	0	0	0	0	0	0	0	0	2	0	0	0	.444
Feb 24	WESTERN KENTUCK	*of	4	1	2	0	0	0	0	0	0	0	0	0	0	0	2	0	0	0	.462
Feb 26	GEORGIA STATE	*of	5	0	1	0	0	0	0	0	0	0	0	0	0	0	1	1	0	0	.389
Feb 27	GEORGIA STATE	*of	4	0	0	0	0	0	0	0	0	0	0	0	0	0	1	2	0	0	.318
Feb 28	GEORGIA STATE-1	*of	3	1	1	0	1	0	0	0	0	0	0	2	0	0	2	0	0	0	.320
Feb 28	GEORGIA STATE-2	*of	2	1	0	0	0	0	0	1	0	0	1	0	0	0	2	4	0	0	.296
Totals		7gs	27	6	8	3	1	1	1	1	0	0	3	0	0	0	12	8	0	0	.296

On base pct. .387 • Slugging pct. .519

**#2 Javier Vaz - 2 games (All games)**

Date	Opponent	Pos	AB	R	H	RBI	2B	3B	HR	BB	SB	CS	HBP	SAC	SF	GDP	K	PO	A	E	Avg
Feb 24	WESTERN KENTUCK	2b	0	0	0	0	0	0	0	0	0	0	0	0	0	0	0	0	1	0	.000
Feb 28	GEORGIA STATE-2	ph/2b	1	0	1	0	0	0	0	0	0	0	0	0	0	0	0	1	0	0	1.000
Totals		0gs	1	0	1	0	0	0	0	0	0	0	0	0	0	0	0	1	1	0	1.000

On base pct. 1.000 • Slugging pct. 1.000

**#9 Carter Young - 7 games (All games)**

Date	Opponent	Pos	AB	R	H	RBI	2B	3B	HR	BB	SB	CS	HBP	SAC	SF	GDP	K	PO	A	E	Avg
Feb 22	WRIGHT STATE-1	*ss	4	2	1	0	0	0	0	1	0	0	0	0	0	0	1	0	2	0	.250
Feb 22	WRIGHT STATE-2	*ss	4	0	2	0	1	1	0	0	0	0	0	0	0	0	1	2	1	0	.375
Feb 24	WESTERN KENTUCK	*ss	4	2	1	1	1	0	0	1	0	0	0	0	0	0	0	3	1	0	.333
Feb 26	GEORGIA STATE	*ss	4	0	1	0	0	0	0	0	0	0	0	1	0	0	1	1	6	0	.312
Feb 27	GEORGIA STATE	*ss	3	2	2	2	0	0	1	0	0	0	0	0	1	0	1	1	1	0	.368
Feb 28	GEORGIA STATE-1	*ss	4	2	1	1	0	0	1	0	0	0	2	0	0	0	2	3	6	1	.348
Feb 28	GEORGIA STATE-2	*ss	4	2	1	1	1	0	0	1	0	0	0	0	0	0	2	1	3	0	.333
Totals		7gs	27	10	9	5	3	1	2	3	0	0	2	1	1	0	8	11	20	1	.333

On base pct. .424 • Slugging pct. .741



**The Automated ScoreBook**  
**Overall Statistics for Vanderbilt (as of Feb 28, 2021)**  
**(All games Sorted by Batting avg)**



Record: 6-1 Home: 6-1 Away: 0-0 SEC: 0-0

Player	avg	gp-gs	ab	r	h	2b	3b	hr	rbi	tb	slg%	bb	hp	so	gdp	ob%	sf	sh	sb-att	po	a	e	fld%
12 Dominic Keegan	.571	7-7	21	9	12	5	1	3	13	28	1.333	7	0	4	0	.679	0	0	0-0	40	3	1	.977
99 Jayson Gonzalez	.381	7-7	21	3	8	1	0	1	8	12	.571	4	2	5	0	.500	1	0	0-0	4	3	2	.778
51 Enrique Bradfield Jr	.350	7-7	20	6	7	1	0	0	4	8	.400	5	2	5	0	.519	0	1	4-4	12	0	0	1.000
9 Carter Young	.333	7-7	27	10	9	3	1	2	5	20	.741	3	2	8	0	.424	1	1	0-0	11	20	1	.969
25 Parker Noland	.308	7-7	26	6	8	3	0	1	7	14	.538	4	0	6	0	.400	0	0	1-1	0	0	0	.000
8 Isaiah Thomas	.296	7-7	27	6	8	1	1	1	3	14	.519	1	3	12	0	.387	0	0	0-0	8	0	0	1.000
5 CJ Rodriguez	.267	5-4	15	4	4	1	0	0	3	5	.333	2	2	4	1	.421	0	0	0-0	50	3	0	1.000
6 Tate Kolwyck	.250	7-7	24	6	6	3	1	1	6	14	.583	6	0	6	1	.400	0	0	0-0	12	14	0	1.000
16 Jack Bulger	.185	7-6	27	5	5	0	0	0	2	5	.185	4	0	4	2	.290	0	0	0-0	2	0	0	1.000
-----																							
2 Javier Vaz	1.000	2-0	1	0	1	0	0	0	0	1	1.000	0	0	0	0	1.000	0	0	0-0	1	1	0	1.000
55 Maxwell Romero Jr.	.429	3-3	7	3	3	1	0	2	7	10	1.429	4	1	4	0	.667	0	0	0-0	33	2	0	1.000
17 C.J. Pittaro	.333	3-0	3	0	1	0	0	0	3	1	.333	0	0	0	0	.333	0	0	0-0	0	1	0	1.000
20 Jack O'Dowd	.250	4-0	4	1	1	1	0	0	0	2	.500	0	0	2	0	.250	0	0	0-0	0	1	0	1.000
39 Gavin Casas	.200	4-0	5	1	1	0	0	0	0	1	.200	0	0	1	0	.200	0	0	0-0	4	0	0	1.000
19 Troy LaNeve	.000	4-0	3	0	0	0	0	0	0	0	.000	0	0	1	0	.000	0	0	0-0	1	0	0	1.000
18 Will Duff	.000	1-0	1	0	0	0	0	0	0	0	.000	0	0	0	0	.000	0	0	0-0	0	0	0	.000
3 Cooper Davis	.000	1-1	1	0	0	0	0	0	0	0	.000	0	0	1	0	.000	0	0	0-0	0	0	0	.000
10 TJ McKenzie	.000	3-0	1	0	0	0	0	0	0	0	.000	0	1	1	0	.500	0	0	0-0	0	0	0	.000
45 Alan Espinal	.000	2-0	1	0	0	0	0	0	0	0	.000	0	0	0	0	.000	0	0	0-0	5	0	0	1.000
11 Matt Hogan	.000	2-0	1	1	0	0	0	0	1	0	.000	0	0	0	0	.000	0	0	0-0	1	0	0	1.000
21 Calvin Hewett	.000	5-0	0	2	0	0	0	0	0	0	.000	0	2	0	0	1.000	0	0	0-0	2	0	0	1.000
Totals	.314	7	236	63	74	20	4	11	62	135	.572	40	15	64	4	.440	2	2	5-5	189	54	6	.976
Opponents	.186	7	215	18	40	8	0	4	15	60	.279	28	5	84	9	.293	1	3	3-9	171	48	8	.965

LOB - Team (62), Opp (45). DPs turned - Team (9), Opp (8). CI - Team (0), Opp (1). Picked off - Bulger 1, Gonzalez 1.

**(All games Sorted by Earned run avg)**

Player	era	w-l	app	gs	cg	sho	sv	ip	h	r	er	bb	so	2b	3b	hr	b/avg	wp	hp	bk	sfa	sha
22 Jack Leiter	0.00	2-0	2	2	0	0/1	0	10.0	4	0	0	4	15	0	0	0	.121	0	2	1	0	0
80 Kumar Rocker	0.00	2-0	2	2	0	0/0	0	9.0	4	0	0	6	14	2	0	0	.143	1	0	1	0	0
-----																						
29 Nick Maldonado	0.00	0-0	3	0	0	0/1	0	4.1	0	0	0	2	4	0	0	0	.000	0	0	0	0	0
50 Luke Murphy	0.00	0-0	3	0	0	0/1	1	4.0	0	0	0	1	8	0	0	0	.000	0	0	0	0	0
88 Patrick Reilly	0.00	0-0	2	0	0	0/0	0	2.0	2	0	0	0	2	0	0	0	.333	0	0	0	0	0
36 Grayson Moore	0.00	0-0	2	0	0	0/0	0	2.0	0	0	0	3	2	0	0	0	.000	0	0	0	0	0
32 Hugh Fisher	0.00	0-0	2	0	0	0/0	0	2.0	0	0	0	0	2	0	0	0	.000	0	0	0	0	0
31 Miles Garrett	0.00	1-0	2	0	0	0/0	0	1.2	1	0	0	1	2	0	0	0	.167	0	0	0	0	0
40 Sam Hliboki	1.50	0-0	2	1	0	0/0	0	6.0	5	1	1	1	9	0	0	1	.208	0	1	0	0	0
66 Thomas Schultz	3.38	0-1	2	1	0	0/1	0	5.1	5	2	2	2	6	2	0	0	.278	1	0	0	1	1
42 Christian Little	4.50	1-0	2	1	0	0/0	0	4.0	5	3	2	0	2	1	0	2	.333	1	0	0	0	0
33 Hunter Owen	5.40	0-0	2	0	0	0/0	0	3.1	2	2	2	2	5	1	0	0	.167	1	0	0	0	0
35 Chris McElvain	6.75	0-0	2	0	0	0/0	1	5.1	5	4	4	2	7	1	0	0	.250	1	1	0	0	2
27 Ethan Smith	9.00	0-0	2	0	0	0/1	1	2.0	3	2	2	1	4	1	0	1	.333	0	0	0	0	0
30 Nelson Berkwich	9.00	0-0	1	0	0	0/0	0	1.0	2	1	1	0	0	0	0	0	.500	0	0	0	0	0
46 Gage Bradley	27.00	0-0	1	0	0	0/0	0	1.0	2	3	3	3	2	0	0	0	.400	1	1	0	0	0
Totals	2.43	6-1	7	7	0	1/1	3	63.0	40	18	17	28	84	8	0	4	.186	6	5	2	1	3
Opponents	8.68	1-6	7	7	0	0/0	1	57.0	74	63	55	40	64	20	4	11	.314	5	15	0	2	2

PB - Team (0), Opp (1). Pickoffs - Team (0), Opp (2). SBA/ATT - Rodriguez (1-4), Romero Jr. (2-4), Rocker (0-2), McElvain (1-2), Little (0-1), Murphy (1-1), Reilly (0-1), Schultz (1-1), Leiter (0-1).

**The Automated ScoreBook**  
**Overall Statistics for Vanderbilt (as of Feb 28, 2021)**  
**(All games Sorted by Fielding pct)**



Player	c	po	a	e	fld%	dp	sba	csb	sba%	pb	ci
5 CJ Rodriguez	53	50	3	0	1.000	0	1	3	.250	0	0
55 Maxwell Romero Jr.	35	33	2	0	1.000	0	2	2	.500	0	0
6 Tate Kolwyck	26	12	14	0	1.000	4	0	0	.000	0	0
51 Enrique Bradfield Jr	12	12	0	0	1.000	0	0	0	.000	0	0
8 Isaiah Thomas	8	8	0	0	1.000	0	0	0	.000	0	0
45 Alan Espinal	5	5	0	0	1.000	0	0	0	.000	0	0
39 Gavin Casas	4	4	0	0	1.000	2	0	0	.000	0	0
16 Jack Bulger	2	2	0	0	1.000	0	0	0	.000	0	0
22 Jack Leiter	2	0	2	0	1.000	0	0	1	.000	0	0
21 Calvin Hewett	2	2	0	0	1.000	0	0	0	.000	0	0
2 Javier Vaz	2	1	1	0	1.000	1	0	0	.000	0	0
19 Troy LaNeve	1	1	0	0	1.000	0	0	0	.000	0	0
11 Matt Hogan	1	1	0	0	1.000	0	0	0	.000	0	0
20 Jack O'Dowd	1	0	1	0	1.000	0	0	0	.000	0	0
33 Hunter Owen	1	1	0	0	1.000	0	0	0	.000	0	0
17 C.J. Pittaro	1	0	1	0	1.000	0	0	0	.000	0	0
50 Luke Murphy	1	1	0	0	1.000	0	1	0	1.000	0	0
42 Christian Little	1	0	1	0	1.000	0	0	1	.000	0	0
32 Hugh Fisher	1	0	1	0	1.000	0	0	0	.000	0	0
12 Dominic Keegan	44	40	3	1	.977	7	0	0	.000	0	0
9 Carter Young	32	11	20	1	.969	6	0	0	.000	0	0
99 Jayson Gonzalez	9	4	3	2	.778	1	0	0	.000	0	0
35 Chris McElvain	5	1	2	2	.600	0	1	1	.500	0	0
36 Grayson Moore	0	0	0	0	.000	0	0	0	.000	0	0
3 Cooper Davis	0	0	0	0	.000	0	0	0	.000	0	0
25 Parker Noland	0	0	0	0	.000	0	0	0	.000	0	0
40 Sam Hliboki	0	0	0	0	.000	0	0	0	.000	0	0
29 Nick Maldonado	0	0	0	0	.000	0	0	0	.000	0	0
66 Thomas Schultz	0	0	0	0	.000	0	1	0	1.000	0	0
88 Patrick Reilly	0	0	0	0	.000	0	0	1	.000	0	0
46 Gage Bradley	0	0	0	0	.000	0	0	0	.000	0	0
30 Nelson Berkwich	0	0	0	0	.000	0	0	0	.000	0	0
27 Ethan Smith	0	0	0	0	.000	0	0	0	.000	0	0
80 Kumar Rocker	0	0	0	0	.000	0	0	2	.000	0	0
31 Miles Garrett	0	0	0	0	.000	0	0	0	.000	0	0
10 TJ McKenzie	0	0	0	0	.000	0	0	0	.000	0	0
18 Will Duff	0	0	0	0	.000	0	0	0	.000	0	0
Totals	249	189	54	6	.976	9	3	6	.333	0	0
Opponents	227	171	48	8	.965	8	5	0	1.000	1	1

Hitting minimums - 2.5 TPA/Game

Pitching minimums - 1.0 IP/Game

**The Automated ScoreBook**  
**Game Results for Vanderbilt (as of Mar 02, 2021)**  
**(All games)**



Date	Opponent	Score	Inns	Overall	SEC	Pitcher of record	Attend	Time
Feb 22, 2021	WRIGHT STATE-1	w 14-1	9	1-0-0	0-0-0	Rocker (W 1-0)	-	3:20
Feb 22, 2021	WRIGHT STATE-2	w 1-0	9	2-0-0	0-0-0	Leiter (W 1-0)	178	2:33
Feb 24, 2021	WESTERN KENTUCKY	w 12-1	9	3-0-0	0-0-0	Little (W 1-0)	140	2:32
Feb 26, 2021	GEORGIA STATE	L 2-4	9	3-1-0	0-0-0	Schultz (L 0-1)	149	3:23
Feb 27, 2021	GEORGIA STATE	w 5-4	9	4-1-0	0-0-0	Garrett (W 1-0)	164	3:02
Feb 28, 2021	GEORGIA STATE-1	w 12-2	9	5-1-0	0-0-0	Rocker (W 2-0)	-	3:28
Feb 28, 2021	GEORGIA STATE-2	w 17-6	9	6-1-0	0-0-0	Leiter (W 2-0)	163	3:16

() extra inning game

**The Automated ScoreBook**  
**Miscellaneous Stats for Vanderbilt (as of Mar 02, 2021)**  
**(All games)**



<b>Multiple Hit Games</b>	<b>2</b>	<b>3</b>	<b>4</b>	<b>5+</b>	<b>Total</b>
12 Dominic Keegan	4	1	-	-	5
8 Isaiah Thomas	1	1	-	-	2
25 Parker Noland	-	2	-	-	2
6 Tate Kolwyck	2	-	-	-	2
51 Enrique Bradfield Jr	2	-	-	-	2
16 Jack Bulger	2	-	-	-	2
9 Carter Young	2	-	-	-	2
99 Jayson Gonzalez	1	1	-	-	2
5 CJ Rodriguez	1	-	-	-	1
55 Maxwell Romero Jr.	-	1	-	-	1
TEAM	15	6	0	0	21

<b>Multiple RBI Games</b>	<b>2</b>	<b>3</b>	<b>4</b>	<b>5+</b>	<b>Total</b>
12 Dominic Keegan	2	1	-	1	4
6 Tate Kolwyck	1	1	-	-	2
99 Jayson Gonzalez	-	2	-	-	2
9 Carter Young	1	-	-	-	1
8 Isaiah Thomas	-	1	-	-	1
51 Enrique Bradfield Jr	1	-	-	-	1
17 C.J. Pittaro	1	-	-	-	1
5 CJ Rodriguez	1	-	-	-	1
55 Maxwell Romero Jr.	-	-	-	1	1
25 Parker Noland	-	-	1	-	1
TEAM	7	5	1	2	15

<b>Hitting Streaks</b>	<b>Longest</b>	<b>Current</b>
9 Carter Young	7	7
51 Enrique Bradfield Jr	5	-
12 Dominic Keegan	5	5
8 Isaiah Thomas	4	-
99 Jayson Gonzalez	3	-
6 Tate Kolwyck	3	-
5 CJ Rodriguez	2	2
25 Parker Noland	2	2
16 Jack Bulger	2	1
39 Gavin Casas	1	1
20 Jack O'Dowd	1	1
2 Javier Vaz	1	1
55 Maxwell Romero Jr.	1	1
17 C.J. Pittaro	1	-

<b>Reached Base Streaks</b>	<b>Longest</b>	<b>Current</b>
99 Jayson Gonzalez	7	7
9 Carter Young	7	7
12 Dominic Keegan	7	7
51 Enrique Bradfield Jr	7	7
6 Tate Kolwyck	6	-
16 Jack Bulger	5	5
25 Parker Noland	4	4
8 Isaiah Thomas	4	2
55 Maxwell Romero Jr.	3	3
5 CJ Rodriguez	2	2
21 Calvin Hewett	2	2
10 TJ McKenzie	1	1
17 C.J. Pittaro	1	-
39 Gavin Casas	1	1
20 Jack O'Dowd	1	1
2 Javier Vaz	1	1

**The Automated ScoreBook**  
**Miscellaneous Stats for Vanderbilt (as of Mar 02, 2021)**  
**(All games)**



**Starting Lineup By Position**  
**(Team W-L record when starter)**

**PITCHER:**

80 Kumar Rocker	2	(2-0)
22 Jack Leiter	2	(2-0)
42 Christian Little	1	(1-0)
40 Sam Hliboki	1	(1-0)
66 Thomas Schultz	1	(0-1)

**CATCHER:**

5 CJ Rodriguez	4	(4-0)
55 Maxwell Romero J	3	(2-1)

**FIRST BASE:**

12 Dominic Keegan	7	(6-1)
-------------------	---	-------

**SECOND BASE:**

6 Tate Kolwyck	7	(6-1)
----------------	---	-------

**THIRD BASE:**

99 Jayson Gonzalez	7	(6-1)
--------------------	---	-------

**SHORTSTOP:**

9 Carter Young	7	(6-1)
----------------	---	-------

**LEFT FIELD:**

16 Jack Bulger	6	(5-1)
3 Cooper Davis	1	(1-0)

**CENTER FIELD:**

51 Enrique Bradfield	7	(6-1)
----------------------	---	-------

**RIGHT FIELD:**

8 Isaiah Thomas	7	(6-1)
-----------------	---	-------

**DESIGNATED HITTER:**

25 Parker Noland	7	(6-1)
------------------	---	-------

**Starting Lineup By Lineup Spot**  
**(Team W-L record when starter)**

**LEADOFF:**

16 Jack Bulger	6	(5-1)
3 Cooper Davis	1	(1-0)

**2ND SPOT:**

9 Carter Young	7	(6-1)
----------------	---	-------

**3RD SPOT:**

12 Dominic Keegan	3	(3-0)
8 Isaiah Thomas	3	(2-1)

5 CJ Rodriguez	1	(1-0)
----------------	---	-------

**CLEANUP:**

25 Parker Noland	6	(5-1)
------------------	---	-------

8 Isaiah Thomas	1	(1-0)
-----------------	---	-------

**5TH SPOT:**

6 Tate Kolwyck	3	(2-1)
----------------	---	-------

8 Isaiah Thomas	3	(3-0)
-----------------	---	-------

25 Parker Noland	1	(1-0)
------------------	---	-------

**6TH SPOT:**

5 CJ Rodriguez	3	(3-0)
----------------	---	-------

55 Maxwell Romero J	3	(2-1)
---------------------	---	-------

6 Tate Kolwyck	1	(1-0)
----------------	---	-------

**7TH SPOT:**

12 Dominic Keegan	4	(3-1)
-------------------	---	-------

6 Tate Kolwyck	3	(3-0)
----------------	---	-------

**8TH SPOT:**

51 Enrique Bradfield	7	(6-1)
----------------------	---	-------

**9TH SPOT:**

99 Jayson Gonzalez	7	(6-1)
--------------------	---	-------

CAREER HIGHS

<b>30 ★ Nelson Berkwich</b> Innings Pitched: 1.0, vs. Georgia St.-2 (2/28/21) Strikeouts: None Hits Allowed: 2, vs. Georgia St.-2 (2/28/21) Walks Allowed: None Runs Allowed: 1, vs. Georgia St.-2 (2/28/21)
<b>51 ★ Enrique Bradfield Jr.</b> Hits: 2, 2x, last vs. Western Kentucky (2/24/21) Runs: 2, vs. Wright St.-1 (2/22/21) RBI: 2, vs. Western Kentucky (2/24/21) Walks: 2, vs. Georgia St.-2 (2/28/21) HRs: None Strikeouts: 2, vs. Georgia St. (2/26/21) Stolen Bases: 1, 4x, last vs. Georgia St.-2 (2/28/21)
<b>46 ★ Gage Bradley</b> Innings Pitched: 1.0, vs. Georgia St.-2 (2/28/21) Strikeouts: 2, vs. Georgia St.-2 (2/28/21) Hits Allowed: 2, vs. Georgia St.-2 (2/28/21) Walks Allowed: 3, vs. Georgia St.-2 (2/28/21) Runs Allowed: 3, vs. Georgia St.-2 (2/28/21)
<b>16 ★ Jack Bulger</b> Hits: 2, 2x, last vs. Georgia St.-2 (2/28/21) Runs: 2, vs. Georgia St.-2 (2/28/21) RBI: 1, 2x, last vs. Western Kentucky (2/24/21) Walks: 2, vs. Georgia St.-1 (2/28/21) HRs: None Strikeouts: 1, 4x, last vs. Georgia St.-1 (2/28/21) Stolen Bases: None
<b>39 ★ Gavin Casas</b> Hits: 1, vs. Georgia St.-2 (2/28/21) Runs: 1, vs. Georgia St.-2 (2/28/21) RBI: None Walks: None HRs: None Strikeouts: 1, vs. Georgia St.-2 (2/28/21) Stolen Bases: None
<b>3 ★ Cooper Davis</b> Hits: 4, vs. SEMO (2/26/19) Runs: 3, 2x, last vs. Tennessee (3/30/19) RBI: 3, 2x, last at Texas A&M (3/15/19) Walks: 3, vs. Illinois-Chicago (2/23/20) HRs: None Strikeouts: 2, 3x, last at Georgia (4/5/19) Stolen Bases: 1, 8x, last vs. South Alabama (2/18/20)
<b>43 ★ Michael Doolin</b> Innings Pitched: 4.0, vs. South Alabama (2/19/20) Strikeouts: 7, vs. South Alabama (2/19/20) Hits Allowed: 2, vs. Evansville (2/25/20) Walks Allowed: 2, vs. Hawaii (3/1/20) Runs Allowed: 1, vs. Hawaii (3/1/20)
<b>18 ★ Will Duff</b> Hits: 2, 2x, last vs. Hawaii (3/1/20) Runs: 1, 2x, last vs. Hawaii (3/1/20) RBI: 2, vs. Cal Poly (2/16/20) Walks: 1, vs. Hawaii (3/1/20) HRs: None Strikeouts: 2, vs. Illinois-Chicago (2/23/20) Stolen Bases: 1, vs. Hawaii (3/1/20)
<b>45 ★ Alan Espinal</b> Hits: None Runs: None RBI: None Walks: None HRs: None Strikeouts: None Stolen Bases: None

<b>44 ★ Donye Evans</b> Innings Pitched: None Strikeouts: None Hits Allowed: None Walks Allowed: None Runs Allowed: None
<b>32 ★ Hugh Fisher</b> Innings Pitched: 4.0, vs. Illinois State (3/10/19) Strikeouts: 8, vs. Missouri (5/12/19) Hits Allowed: 4, vs. Arkansas (4/14/19) Walks Allowed: 2, 7x, last vs. LSU (5/25/19) Runs Allowed: 4, vs. Duke (6/7/19)
<b>31 ★ Miles Garrett</b> Innings Pitched: 1.0, vs. Western Kentucky (2/24/21) Strikeouts: 1, 2x, last vs. Georgia St. (2/27/21) Hits Allowed: 1, vs. Georgia St. (2/27/21) Walks Allowed: 1, vs. Western Kentucky (2/24/21) Runs Allowed: None
<b>99 ★ Jayson Gonzalez</b> Hits: 4, 2x, last vs. Austin Peay (2/27/18) Runs: 3, vs. Middle Tennessee (5/15/18) RBI: 5, vs. UMass-Lowell (2/24/18) Walks: 2, vs. Evansville (2/20/19) HRs: 2, vs. UMass-Lowell (2/24/18) Strikeouts: 3, 5x, last at Tennessee (5/12/18) Stolen Bases: 1, 3x, last vs. Illinois St. (3/10/19)
<b>77 ★ Brett Hansen</b> Innings Pitched: None Strikeouts: None Hits Allowed: None Walks Allowed: None Runs Allowed: None
<b>21 ★ Calvin Hewett</b> Hits: None Runs: 1, 2x, last vs. Western Kentucky (2/24/21) RBI: None Walks: None HRs: None Strikeouts: None Stolen Bases: None
<b>40 ★ Sam Hliboki</b> Innings Pitched: 5.0, at UCLA (3/6/20) Strikeouts: 7, vs. Georgia St. (2/27/21) Hits Allowed: 4, vs. Georgia St. (2/27/21) Walks Allowed: 1, 2x, last at UCLA (3/6/20) Runs Allowed: 1, vs. Georgia St. (2/27/21)
<b>11 ★ Matt Hogan</b> Hits: None Runs: 1, 2x, last vs. Georgia St.-2 (2/28/21) RBI: 1, vs. Georgia St.-2 (2/28/21) Walks: 1, vs. Davidson (3/5/19) HRs: None Strikeouts: 1, 3x, last vs. Toledo (3/11/20) Stolen Bases: None
<b>34 ★ Spencer Jones</b> Hits: 2, 2x, last at UCLA (3/6/20) Runs: 2, vs. UConn (2/15/20) RBI: 2, vs. Cal Poly (2/16/20) Walks: 1, 4x, last vs. Hawaii (2/29/20) HRs: None Strikeouts: 1, 7x, last vs. TCU (3/8/20) Stolen Bases: 2, vs. UConn (2/15/20)

<b>12 ★ Dominic Keegan</b> Hits: 3, vs. Western Kentucky (2/24/21) Runs: 3, vs. Western Kentucky (2/24/21) RBI: 6, vs. Georgia St.-2 (2/28/21) Walks: 2, vs. Georgia St.-1 (2/28/21) HRs: 1, 3x, last vs. Georgia St.-2 (2/28/21) Strikeouts: 2, 4x, last vs. Georgia St.-1 (2/28/21) Stolen Bases: None
<b>6 ★ Tate Kolwyck</b> Hits: 2, 4x, last vs. Georgia St.-1 (2/28/21) Runs: 2, vs. Georgia St.-1 (2/28/21) RBI: 3, vs. Wright St.-1 (2/22/21) Walks: 2, 2x, last vs. Georgia St.-1 (2/28/21) HRs: 1, 2x, last vs. Georgia St.-1 (2/28/21) Strikeouts: 2, 4x, last vs. vs. Georgia St. (2/26/21) Stolen Bases: None
<b>19 ★ Troy Laneve</b> Hits: None Runs: None RBI: None Walks: None HRs: None Strikeouts: 1, 2x, last vs. Georgia St.-2 (2/28/21) Stolen Bases: None
<b>22 ★ Jack Leiter</b> Innings Pitched: 5.0, 4x, last vs. Georgia St.-2 (2/28/21) Strikeouts: 12, vs. South Alabama (2/18/20) Hits Allowed: 4, vs. TCU (3/8/20) Walks Allowed: 4, 2x, last vs. Georgia St.-2 (2/28/21) Runs Allowed: 3, vs. TCU (3/8/20)
<b>42 ★ Christian Little</b> Innings Pitched: 3.0, Western Kentucky (2/24/21) Strikeouts: 1, 2x, last vs. Georgia St.-2 (2/28/21) Hits Allowed: 3, Western Kentucky (2/24/21) Walks Allowed: None Runs Allowed: 2, vs. Georgia St.-2 (2/28/21)
<b>29 ★ Nick Maldonado</b> Innings Pitched: 2.0, 3x, last vs. Central Arkansas (3/3/20) Strikeouts: 5, vs. Saint Louis (2/26/20) Hits Allowed: 6, vs. Saint Louis (2/26/20) Walks Allowed: 2, vs. Wright St.-2 (2/22/21) Runs Allowed: 2, vs. Saint Louis (2/26/20)
<b>35 ★ Chris McElvain</b> Innings Pitched: 3.0, vs. Wright St.-1 (2/22/21) Strikeouts: 5, vs. Wright St.-2 (2/22/21) Hits Allowed: 4, vs. Cal Poly (2/16/20) Walks Allowed: 2, vs. Cal Poly (2/16/20) Runs Allowed: 4, vs. Cal Poly (2/16/20)
<b>10 ★ T.J. McKenzie</b> Hits: None Runs: 1, vs. Hawaii (3/1/20) RBI: None Walks: None HRs: None Strikeouts: 1, vs. Western Kentucky (2/24/21) Stolen Bases: None
<b>36 ★ Grayson Moore</b> Hits: None Runs: None RBI: None Walks: None HRs: None Strikeouts: None Stolen Bases: None

<b>50 ★ Luke Murphy</b> Innings Pitched: 2.0, vs. Georgia St. (2/27/21) Strikeouts: 3, 2x, last vs. Georgia St. (2/27/21) Hits Allowed: 1, 2x, last vs. Central Arkansas (3/3/20) Walks Allowed: 4, vs. Illinois-Chicago (2/22/20) Runs Allowed: 2, vs. Illinois-Chicago (2/22/20)
<b>25 ★ Parker Noland</b> Hits: 3, 2x, last vs. Georgia St.-1 (2/28/21) Runs: 2, 3x, last vs. Georgia St.-1 (2/28/21) RBI: 4, vs. Georgia St.-1 (2/28/21) Walks: 3, vs. Central Arkansas (3/3/20) HRs: 1, vs. Georgia St.-1 (2/28/21) Strikeouts: 2, 6x, last vs. Wright St.-1 (2/22/21) Stolen Bases: 1, 2x, last vs. Hawaii (2/28/20)
<b>20 ★ Jack O'Dowd</b> Hits: 1, vs. Georgia St.-2 (2/28/21) Runs: 1, vs. Georgia St.-2 (2/28/21) RBI: None Walks: None HRs: None Strikeouts: 1, 2x, last Western Kentucky (2/24/21) Stolen Bases: None
<b>33 ★ Hunter Owen</b> Innings Pitched: 1.0, Western Kentucky (2/24/21) Strikeouts: 4, Western Kentucky (2/24/21) Hits Allowed: 1, 2x, last vs. Georgia St.-1 (2/28/21) Walks Allowed: 2, vs. Georgia St.-1 (2/28/21) Runs Allowed: 2, vs. Georgia St.-1 (2/28/21)
<b>17 ★ C.J. Pittaro</b> Hits: 1, vs. Western Kentucky (2/24/21) Runs: None RBI: 2, vs. Western Kentucky (2/24/21) Walks: None HRs: None Strikeouts: None Stolen Bases: None
<b>88 ★ Patrick Reilly</b> Innings Pitched: 1.0, 2x, last vs. Georgia St. (2/26/21) Strikeouts: 1, 2x, last vs. Georgia St. (2/26/21) Hits Allowed: 1, 2x, last vs. Georgia St. (2/26/21) Walks Allowed: None Runs Allowed: None
<b>80 ★ Kumar Rocker</b> Innings Pitched: 9.0, vs. Duke (6/8/19) Strikeouts: 19, vs. Duke (6/8/19) Hits Allowed: 10, vs. Tennessee (3/31/19) Walks Allowed: 4, 2x, last at UCLA (3/6/20) Runs Allowed: 7, vs. Tennessee (3/31/19)
<b>5 ★ CJ Rodriguez</b> Hits: 4, vs. UConn (2/15/20) Runs: 2, vs. Cal Poly (2/16/20) RBI: 3, vs. UConn (2/15/20) Walks: 2, vs. Georgia St. (2/27/21) HRs: None Strikeouts: 3, vs. Wright St.-1 (2/22/21) Stolen Bases: None
<b>55 ★ Maxwell Romero Jr.</b> Hits: 3, vs. Georgia St.-2 (2/28/21) Runs: 3, vs. Georgia St.-2 (2/28/21) RBI: 7, vs. Georgia St.-2 (2/28/21) Walks: 1, vs. Georgia St.-2 (2/28/21) HRs: 2, vs. Georgia St.-2 (2/28/21) Strikeouts: 2, 2x, last vs. Georgia St. (2/26/21) Stolen Bases: None



CAREER HIGHS

66 ★ Thomas Schultz

Innings Pitched: 5.0, vs. Hawaii (2/29/20)  
Strikeouts: 7, vs. South Alabama (2/18/20)  
Hits Allowed: 4, vs. Georgia St. (2/26/21)  
Walks Allowed: 2, 2x, last vs. Georgia St. (2/26/21)  
Runs Allowed: 2, vs. Georgia St. (2/26/21)

27 ★ Ethan Smith

Innings Pitched: 5.0, 3x, last vs. Toledo (3/11/20)  
Strikeouts: 8, at South Carolina (5/3/19)  
Hits Allowed: 3, 4x, last vs. Toledo (3/11/20)  
Walks Allowed: 4, vs. Toledo (3/11/20)  
Runs Allowed: 2, 6x, last vs. Georgia St. (2/26/21)

28 ★ Ryan Stefiuk

Innings Pitched: None  
Strikeouts: None  
Hits Allowed: None  
Walks Allowed: None  
Runs Allowed: None

8 ★ Isaiah Thomas

Hits: 4, vs. Tennessee Tech (4/30/19)  
Runs: 3, 2x, last vs. Wright St.-1 (2/22/21)  
RBI: 5, vs. Tennessee Tech (4/30/19)  
Walks: 1, 5x, last vs. Georgia St.-2 (2/28/21)  
HRs: 2, 2x, last vs. Hawaii (3/1/20)  
Strikeouts: 3, at Alabama (4/19/19)  
Stolen Bases: 1, 3x, last vs. Hawaii (3/1/20)

2 ★ Javier Vaz

Hits: 1, vs. Georgia St.-2 (2/28/21)  
Runs: None  
RBI: None  
Walks: None  
HRs: None  
Strikeouts: None  
Stolen Bases: None

9 ★ Carter Young

Hits: 3, 2x, last vs. Evansville (2/25/20)  
Runs: 2, 8x, last vs. Georgia St.-2 (2/28/21)  
RBI: 3, vs. South Alabama (2/19/20)  
Walks: 1, 7x, last vs. Georgia St.-2 (2/28/21)  
HRs: 1, 2x, last vs. Georgia St.-1 (2/28/21)  
Strikeouts: 2, 6x, last vs. Georgia St.-2 (2/28/21)  
Stolen Bases: 1, vs. Illinois-Chicago (2/21/20)

THE LAST TIME VANDERBILT ...

Won 5 or more consecutive games 8 games (Feb. 18-28 2020)  
Won 7 or more consecutive games 8 games (Feb. 18-28 2020)  
Won 10 or more consecutive games 12 games (May 12, 2019-June 2, 2019)  
Won 13 or more consecutive games 13 games (April 16-May 10, 2019)  
Won 14 or more consecutive games 14 games (April 20-May 16, 2013)  
Won 15 or more consecutive games 19 games (Feb. 9-March 16, 2007)

Won 5 or more consecutive home games 8 games (Feb. 18-28 2020)  
Won 8 or more consecutive home games 8 games (Feb. 18-28 2020)  
Won 10 or more consecutive home games 17 games (May 29, 2015-March 15, 2016)  
Won 20 or more consecutive home games Never Happened

Won 5 or more consecutive road games 11 games (April 9-May 17, 2019)  
Won 7 or more consecutive road games 11 games (April 9-May 17, 2019)  
Won 10 or more consecutive road games 11 games (April 9-May 17, 2019)  
Won 12 or more consecutive road games 13 games (April 20, 2013-March 18, 2014)

Won 5 or more consecutive conference games 10 games (April 19-May 10, 2019)  
Won 6 or more consecutive conference games 10 games (April 19-May 10, 2019)  
Won 9 or more consecutive conference games 10 games (April 19-May 10, 2019)  
Won 11 or more consecutive conference games 11 games (April 20-May 16, 2013)

Won 5 or more consecutive conference home games 9 games (May 17, 2018-March 30, 2019)  
Won 8 or more consecutive conference home games 9 games (May 17, 2018-March 30, 2019)  
Won 9 or more consecutive conference home games 12 games (March 23-May 16, 2013)

Won 5 or more consecutive conference road games 9 games (April 19, 2019-present)  
Won 7 or more consecutive conference road games 9 games (April 19, 2019-present)  
Won 9 or more consecutive conference road games 9 games (April 19, 2019-present)

Won 5 or more consecutive midweek games 18 games (March 5, 2019-present)  
Won 10 or more consecutive midweek games 18 games (March 5, 2019-present)  
Won 15 or more consecutive midweek games 18 games (March 5, 2019-present)  
Won 17 or more consecutive midweek games 22 games (March 10, 2004-April 26, 2005)

Won 5 or more consecutive midweek home games 14 games (May 5, 2019-present)  
Won 13 or more consecutive midweek home games 14 games (May 5, 2019-present)  
Won 14 or more consecutive midweek home games 16 games (March 23, 2010-Feb. 22, 2012)

Lost 5 or more consecutive games 6 games (April 29-May 8, 2018)  
Lost 7 or more consecutive games 7 games (March 28-April 6, 1997)  
Lost 8 or more consecutive games 12 games (March 25-April 10, 1994)

Lost 4 or more consecutive home games 4 games (Feb. 24-29, 2012)  
Lost 5 or more consecutive home games 6 games (April 30-May 22, 2005)  
Lost 6 or more consecutive home games 6 games (April 30-May 22, 2005)  
Lost 7 or more consecutive home games 9 games (1965-1966)

Lost 5 or more consecutive road games 6 games (March 30-April 20, 2018)  
Lost 6 or more consecutive road games 6 games (March 30-April 20, 2018)  
Lost 7 or more consecutive road games 8 games (Feb. 17-April 6, 2012)  
Lost 8 or more consecutive road games 8 games (Feb. 17-April 6, 2012)  
Lost 9 or more consecutive road games 9 games (March 25-April 26, 1994)  
Los 10 or more consecutive road games 11 games (April 18, 1978-March 5, 1979)

Lost 5 or more consecutive conference games 6 games (May 10, 2009-March 20, 2010)  
Lost 6 or more consecutive conference games 6 games (May 10, 2009-March 20, 2010)  
Lost 7 or more consecutive conference games 7 games (May 10, 2008-March 15, 2009)  
Lost 8 or more consecutive conference games 11 games (April 5-27, 2002)  
Lost 9 or more consecutive conference games 11 games (April 5-27, 2002)  
Lost 10 or more consecutive conference games 11 games (April 5-27, 2002)

Lost 5 or more consecutive conference home games 5 games (April 12-27, 2002)  
Lost 6 or more consecutive conference home games 9 games (April 14-May 14, 2000)  
Lost 7 or more consecutive conference home games 9 games (April 14-May 14, 2000)  
Lost 8 or more consecutive conference home games 9 games (April 14-May 14, 2000)

Lost 5 or more consecutive conference road games 5 games (March 30-April 20, 2018)  
Lost 6 or more consecutive conference road games 10 games (April 5-May 17, 2002)  
Lost 7 or more consecutive conference road games 10 games (April 5-May 17, 2002)  
Lost 8 or more consecutive conference road games 10 games (April 5-May 17, 2002)

Shutout an opponent vs. Wright State - Game 2, 1-0 (Feb. 22, 2021)  
Shutout an opponent on Opening Day vs. Wright State - Game 2, 1-0 (Feb. 22, 2021)  
Shutout an opponent at home vs. Wright State - Game 2, 1-0 (Feb. 22, 2021)  
Shutout an SEC opponent at home vs. Florida, 5-0 (March 21, 2019)  
Shutout an opponent on the road at Alabama, 2-0 (April 21, 2019)  
Shutout an SEC opponent on the road at Alabama, 2-0 (April 21, 2019)  
Shutout an opponent on a neutral field vs. Duke, 3-0 @ Nashville Super Regional (June 8, 2019)  
Shutout a midweek opponent at home vs. Evansville, 6-0 (Feb. 25, 2020)  
Shutout a midweek opponent on the road at Middle Tennessee, 1-0 (April 12, 2011)  
Shutout back-to-back opponents vs. South Alabama, 3-0 + 4-0 (Feb. 18-19, 2020)  
Shutout three consecutive opponents vs. South Alabama, 3-0 + 4-0; vs. Illinois-Chicago, 9-0 (Feb. 18-21, 2020)

Was shutout at Texas A&M, 7-0 (March 17, 2019)  
Was shutout in back-to-back games Kentucky, 14-0 & 4-0 (April 23, 1976)

Was shutout on Opening Day vs. San Diego, 10-0 (Feb. 17, 2006)  
Was shutout at home Kentucky, 3-0 (April 17, 2016)  
Was shutout at home by an SEC opponent Kentucky, 3-0 (April 17, 2016)

Was shutout on the road at Texas A&M, 7-0 (March 17, 2019)  
Was shutout on the road by an SEC opponent at Texas A&M, 7-0 (March 17, 2019)  
Was shutout on a neutral field vs. Louisiana, 3-0, at Minute Maid Park (March 3, 2018)  
Was shutout against a midweek opponent at home vs. Belmont, 1-0 (Feb. 26, 2003)  
Was shutout against a midweek opponent on the road at North Florida, 2-0 (March 5, 1991)  
Was shutout against a non-conference opponent on a neutral site vs. Louisiana, 3-0, at MMP (March 3, 2018)

Run-ruled an opponent vs. Auburn, 11-1, 8 inn. @ SEC Tournament (May 22, 1991)  
Run-ruled an opponent at home vs. Evansville, 14-3, 5 inn. (April 17, 2002)

Was run-ruled vs. Texas A&M, 13-3, 7 inn. @ SEC Tournament (May 27, 2016)

Played in 14 or more innings 14 innings, vs. Illinois-Chicago (W, 6-5) (Feb. 27, 2016)  
Played in 15 or more innings 16 innings, vs. Ole Miss (L, 6-5) (April 10, 2015)  
Played in 16 or more innings 16 innings, vs. Ole Miss (L, 6-5) (April 10, 2015)  
Played in 17 or more innings 17 innings, vs. Louisville (W, 11-10) (May 11, 2010)

Won both games of a doubleheader vs. Georgia State: 12-2, 17-6 (Feb. 28, 2021)  
Shutout opponent in both games of a doubleheader vs. Georgia: 3-0, 6-0 (April 27, 1976)  
Lost both games of a doubleheader at Tennessee: 4-2 (11), 4-3 (April 25, 2010)

Swept a 3-game series at home vs. Illinois-Chicago (Feb. 21-23, 2020)  
Swept a 3-game series at home vs. non-conference opponent vs. Illinois-Chicago (Feb. 21-23, 2020)  
Swept a 3-game series on the road at Kentucky (May 16-18, 2019)  
Swept a 3-game SEC series at home vs. #25 Auburn (April 25-27, 2019)  
Swept a 3-game SEC series on the road at Kentucky (May 16-18, 2019)  
Swept a midweek series at home 2 games, vs. South Alabama (Feb. 18-19, 2020)  
Swept a midweek series on the road 2 games, at Ohio (May 17-18, 2005)  
Swept a four-game series vs. Sewanee (1907)

Was swept in a 3-game series at home vs. Oregon (Feb. 24-26, 2012)  
Was swept in a 3-game series at home vs. non-conference opponent vs. Oregon (Feb. 24-26, 2012)  
Was swept in a 3-game series on the road at Auburn (May 4-6, 2018)  
Was swept in a 3-game SEC series at home vs. Tennessee (May 14-16, 2009)  
Was swept in a 3-game SEC series on the road at Auburn (May 4-6, 2018)

Swept 3 or more SEC series in a season 5, 2019 (vs. UF, at ALA, vs. AUB, at USC, at UK)  
Swept 5 or more SEC series in a season 5, 2019 (vs. UF, at ALA, vs. AUB, at USC, at UK)  
Swept 6 or more SEC series in a season 6, 2013 (at AUB, vs. UT, at OM, vs. MIZ, vs. MSU, vs. UK)  
Was swept in 3 or more SEC series in a season 3, 2009 (vs. ALA, at USC, vs. UT)  
Was swept in 4 or more SEC series in a season 4, 2002 (vs. UGA, at OM, at UF, at AUB)

Swept Alabama in a 3-game series at home April 9-11, 2011  
Swept Alabama in a 3-game series on the road April 19-21, 2019  
Was swept by Alabama in a 3-game series at home April 17-19, 2009  
Was swept by Alabama in a 3-game series on the road April 22-23, 2006

Swept Florida in a 3-game series at home March 21-23, 2019  
Swept Florida in a 3-game series on the road Never Happened  
Was swept by Florida in a 3-game series at home May 20-22, 2005  
Was swept by Florida in a 3-game series on the road March 30-April 1, 2018

Swept Georgia in a 3-game series at home April 29-May 1, 2016  
Swept Georgia in a 3-game series on the road April 3-5, 2015  
Was swept by Georgia in a 3-game series at home March 22-24, 2002  
Was swept by Georgia in a 3-game series on the road May 2-4, 2003

Swept Kentucky in a 3-game series at home May 17-19, 2018  
Swept Kentucky in a 3-game series on the road May 16-18, 2019  
Was swept by Kentucky in a 3-game series at home May 12-14, 2000  
Was swept by Kentucky in a 3-game series on the road April 9-10, 1988

Swept LSU in a 3-game series at home April 22-24, 2011  
Swept LSU in a 3-game series on the road Never Happened  
Was swept by LSU in a 3-game series at home Never Happened  
Was swept by LSU in a 3-game series on the road March 7-9, 1997

Swept Mississippi State in a 3-game series at home April 26-28, 2013  
Swept Mississippi State in a 3-game series on the road March 16-18, 2018  
Was swept by Mississippi State in a 3-game series at home April 20-21, 1991  
Was swept by Mississippi State in a 3-game series on the road March 11-12, 2000

Swept Missouri in a 3-game series at home April 24-26, 2015  
Swept Missouri in a 3-game series on the road May 25-27, 2016  
Was swept by Missouri in a 3-game series at home Never Happened  
Was swept by Missouri in a 3-game series on the road Never Happened

Swept Ole Miss in a 3-game series at home May 17-19, 2012  
Swept Ole Miss in a 3-game series on the road April 5-7, 2013  
Was swept by Ole Miss in a 3-game series at home 1967  
Was swept by Ole Miss in a 3-game series on the road April 5-6, 2008

Swept South Carolina in a 3-game series at home Never Happened  
Swept South Carolina in a 3-game series on the road May 3-5, 2019  
Was swept by South Carolina in a 3-game series at home April 12-14, 2002  
Was swept by South Carolina in a 3-game series on the road May 1-3, 2009

Swept Tennessee in a 3-game series at home March 29-31, 2013  
Swept Tennessee in a 3-game series on the road May 2-4, 2008  
Was swept by Tennessee in a 3-game series at home May 14-16, 2009  
Was swept by Tennessee in a 3-game series on the road May 5-7, 2000

THE LAST TIME VANDERBILT ...

Defeated a Top 25 ranked team \_\_\_\_\_ vs. #22 TCU, 4-3 (March 8, 2020)  
Defeated a Top 25 ranked team at home \_\_\_\_\_ vs. #21 Missouri, 7-2 (May 12, 2019)  
Defeated a Top 25 ranked team on the road \_\_\_\_\_ at #6 Louisville, 6-2 (May 7, 2019)  
Defeated a Top 25 ranked team at a neutral site \_\_\_\_\_ vs. #22 TCU, 4-3 (March 8, 2020)  
Defeated a Top 25 ranked non-conference team \_\_\_\_\_ vs. #22 TCU, 4-3 (March 8, 2020)  
Defeated a Top 25 ranked non-conference team at home \_\_\_\_\_ vs. #23 Indiana State, 12-1 (June 2, 2019)  
Defeated a Top 25 ranked non-conference team on the road \_\_\_\_\_ at #6 Louisville, 6-2 (May 7, 2019)

Defeated a Top 20 ranked team \_\_\_\_\_ vs. #11 Louisville, 3-2 (June 21, 2019)  
Defeated a Top 20 ranked team at home \_\_\_\_\_ vs. #12 Arkansas, 12-2 (April 13, 2019)  
Defeated a Top 20 ranked team on the road \_\_\_\_\_ at #6 Louisville, 6-2 (May 7, 2019)  
Defeated a Top 20 ranked team at a neutral site \_\_\_\_\_ vs. #11 Louisville, 3-2 (June 21, 2019)

Defeated a Top 15 ranked team \_\_\_\_\_ vs. #11 Louisville, 3-2 (June 21, 2019)  
Defeated a Top 15 ranked team at home \_\_\_\_\_ vs. #12 Arkansas, 12-2 (April 13, 2019)  
Defeated a Top 15 ranked team on the road \_\_\_\_\_ at #6 Louisville, 6-2 (May 7, 2019)  
Defeated a Top 15 ranked team at a neutral site \_\_\_\_\_ vs. #11 Louisville, 3-2 (June 21, 2019)

Defeated a Top 10 ranked team \_\_\_\_\_ vs. #3 Mississippi State, 6-3 (June 19, 2019)  
Defeated a Top 10 ranked team at home \_\_\_\_\_ vs. #5 Ole Miss, 8-7 (April 15, 2018)  
Defeated a Top 10 ranked team on the road \_\_\_\_\_ at #6 Louisville, 6-2 (May 7, 2019)  
Defeated a Top 10 ranked team at a neutral site \_\_\_\_\_ vs. #3 Mississippi State, 6-3 (June 19, 2019)

Defeated a Top 5 ranked team \_\_\_\_\_ vs. #3 Mississippi State, 6-3 (June 19, 2019)  
Defeated a Top 5 ranked team at home \_\_\_\_\_ vs. #5 Ole Miss, 8-7 (April 15, 2018)  
Defeated a Top 5 ranked team on the road \_\_\_\_\_ at #4 Georgia, 3-2 -- 11 inn. (April 5, 2019)  
Defeated a Top 5 ranked team at a neutral site \_\_\_\_\_ vs. #3 Mississippi State, 6-3 (June 19, 2019)

Defeated a #1 ranked team \_\_\_\_\_ vs. #1 Texas A&M, 6-5 (May 25, 2016)  
Defeated a #1 ranked team at home \_\_\_\_\_ vs. #1 Kentucky, 4-3 (April 28, 2012)  
Defeated a #1 ranked team on the road \_\_\_\_\_ at #1 Florida, 5-0 (May 14, 2016)  
Defeated a #1 ranked team at a neutral site \_\_\_\_\_ vs. #1 Texas A&M, 6-5 (May 25, 2016)

Won a series against a Top 25 ranked team \_\_\_\_\_ vs. #21 Missouri: 5-2, 2-5, 7-2 (May 10-12, 2019)  
Won a series against a Top 10 ranked team \_\_\_\_\_ vs. #5 Ole Miss: 3-11, 8-7, 8-7 (April 13-15, 2018)  
Won a series against a Top 25 ranked team at home \_\_\_\_\_ vs. #21 Missouri: 5-2, 2-5, 7-2 (May 10-12, 2019)  
Won a series against a Top 10 ranked team at home \_\_\_\_\_ vs. #5 Ole Miss: 3-11, 8-7, 8-7 (April 13-15, 2018)  
Won a series against a Top 25 ranked team on the road \_\_\_\_\_ at #19 Miss. St.: 5-0, 10-1, 4-3 (March 16-18, 2018)  
Won a series against a Top 10 ranked team on the road \_\_\_\_\_ at #4 Florida: 0-1, 3-0, 16-2 (May 8-10, 2014)  
Swept a series against a Top 25 ranked team \_\_\_\_\_ vs. #25 Auburn: 12-6, 5-2, 9-5 (April 25-27, 2019)  
Swept a series against a Top 10 ranked team \_\_\_\_\_ 2 games, at #1 Arkansas, 9-0, 13-6 (April 10-11, 2009)  
Have not swept a 3-game series in the Tim Corbin era  
Played to a tie \_\_\_\_\_ vs. Alabama, 3-3 - 8 inn. (May 20, 2017)

Hit back-to-back home runs \_\_\_\_\_ Ty Duvall (grand slam), Julian Infante (solo) - 6th inn. vs. Indiana State (June 2, 2019)  
Hit back-to-back HR twice in a game \_\_\_\_\_ Connor Kaiser (3R), Philip Clarke (solo) - 3rd inn;  
Julian Infante (solo), Harrison Ray (solo) - 8th inn at Clemson (June 3, 2018)  
Had multiple players hit 2-or-more home runs \_\_\_\_\_  
Stephen Scott (2), Philip Clarke (2), Connor Kaiser (3) at Clemson (June 3, 2018)

**Hit 2 or more home runs in an inning \_\_\_\_\_ 2, 4th inning, vs. Georgia State - Game 2 (Feb. 28, 2021)**  
Hit 3 or more home runs in an inning \_\_\_\_\_ 3, 3rd inning, vs. San Diego (Feb. 21, 2016)  
Hit 5 or more home runs in a game \_\_\_\_\_ 5, vs. Duke (June 9, 2019)  
Hit 6 or more home runs in a game \_\_\_\_\_ 9, vs. #8 Clemson @ NCAA Clemson Regional (June 3, 2018)  
Hit 8 or more home runs in a game \_\_\_\_\_ 9, vs. #8 Clemson @ NCAA Clemson Regional (June 3, 2018)  
Hit multiple grand slams in a season \_\_\_\_\_ 6 (P. Clarke, P. DeMarco, S. Scott, J. Infante, T. Duvall) (2019)  
Hit 3 or more grand slams in a season \_\_\_\_\_ 6 (P. Clarke, P. DeMarco, S. Scott, J. Infante, T. Duvall) (2019)  
Hit 4 or more grand slams in a season \_\_\_\_\_ 6 (P. Clarke, P. DeMarco, S. Scott, J. Infante, T. Duvall) (2019)

Homered in 3 or more consecutive innings \_\_\_\_\_ 3, vs. Tennessee Tech, 3rd-4th-5th (April 30, 2019)  
Homered in 4 or more consecutive innings \_\_\_\_\_ 4, vs. Clemson, 5th-6th-7th-8th (June 3, 2018)  
Homered in 5 or more consecutive games \_\_\_\_\_ 6 games (May 12-22 2019)  
Homered in 8 or more consecutive games \_\_\_\_\_ 11 games (April 13-May 5, 2019)  
Homered in 9 or more consecutive games \_\_\_\_\_ 11 games (April 13-May 5, 2019)  
Homered in 10 or more consecutive games \_\_\_\_\_ 11 games (April 13-May 5, 2019)

Scored 10 or more runs in 3 consecutive games \_\_\_\_\_ 3 games (March 22-26, 2019)  
Scored 10 or more runs in 4 consecutive games \_\_\_\_\_ 4 games (April 9-14, 2013)  
Scored 10 or more runs in 5 or more consecutive games \_\_\_\_\_ 6 games (April 22-May 1, 2011)  
Scored 15 or more runs in a game \_\_\_\_\_ 16, at Kentucky, 16-10 (May 16, 2019)  
Scored 20 or more runs in a game \_\_\_\_\_ 22, at South Carolina, 22-11 (May 3, 2019)  
Scored 20 or more runs in consecutive games \_\_\_\_\_  
21-10 vs. Tennessee Tech; 22-11 at S. Carolina (April 30; May 3, 2019)

Scored 10 or more runs in a loss \_\_\_\_\_ 12-14, vs. Arkansas (April 14, 2019)  
Scored 15 or more runs in a loss \_\_\_\_\_ 15-16, 10 inn. - at LSU (May 7, 2010)  
Scored 17 or more runs in a loss \_\_\_\_\_ 17-22, vs. Michigan State (March 20, 1993)  
Scored 20 or more runs in a loss \_\_\_\_\_ Never Happened

Scored 10 or more unanswered runs \_\_\_\_\_ 18, vs. Middle Tennessee (May 15, 2018)  
Scored 15 or more unanswered runs \_\_\_\_\_ 18, vs. Middle Tennessee (May 15, 2018)  
Scored 20 or more unanswered runs \_\_\_\_\_ 21, vs. Radford @ NCAA Nashville Regional (June 1, 2015)

**Scored in 5 consecutive innings \_\_\_\_\_ 5, (1st-5th inn.) vs. Western Kentucky (Feb. 24, 2021)**  
Scored in 6 consecutive innings \_\_\_\_\_ 6, (3rd-8th inn.) vs. Tennessee Tech (April 30, 2019)  
Scored 5 or more runs in the first inning \_\_\_\_\_ 5, vs. Illinois-Chicago (Feb. 22, 2020)  
Scored 6 or more runs in the first inning \_\_\_\_\_ 6, vs. Tennessee Tech (April 30, 2019)  
Scored 7 or more runs in the first inning \_\_\_\_\_ 7, vs. #12 Arkansas (April 13, 2019)  
Scored 9 or more runs in the first inning \_\_\_\_\_ 9, vs. Samford (March 12, 2019)

Scored in the first inning in 4 or more consecutive games \_\_\_\_\_ 4 games (Feb. 21-25, 2020)  
Scored 7 or more runs in an inning \_\_\_\_\_ 9 (6th inn.), at South Carolina (May 3, 2019)  
Scored 10 or more runs in an inning \_\_\_\_\_ 13 (3rd inn.) vs. Davidson (March 5, 2019)  
Scored 14 or more runs in an inning \_\_\_\_\_ 14 (3rd inn.) vs. Middle Tennessee (May 15, 2018)  
Scored 4 or more runs in three diff. innings \_\_\_\_\_ 7 (4th inn), 9 (6th inn) & 5 (7th inn) at South Carolina (May 3, 2019)  
Scored 4 or more runs in three diff. innings in consecutive games \_\_\_\_\_ 6 (1st inn), 5 (3rd inn) & 4 (4th inn)  
vs. Tennessee Tech (April 30, 2019) and 7 (4th inn), 9 (6th inn) & 5 (7th inn) at S. Carolina (May 3, 2019)

Scored 10 or more runs in a road game \_\_\_\_\_ 12, at Kentucky (May 17, 2019)  
Scored 15 or more runs in a road game \_\_\_\_\_ 16, at Kentucky (May 16, 2019)  
Scored 20 or more runs in a road game \_\_\_\_\_ 22, at South Carolina (May 3, 2019)  
Scored 25 or more runs in a road game \_\_\_\_\_ Never Happened

Allowed 10 or more runs in a loss \_\_\_\_\_ 18, vs. Duke (June 7, 2019)  
Allowed 10 or more runs in a win \_\_\_\_\_ 10, vs. Ole Miss @ SEC Tournament (May 26, 2019)  
Allowed 15 or more runs in a game \_\_\_\_\_ 18, vs. Duke (June 7, 2019)  
Allowed 20 or more runs in a game \_\_\_\_\_ 20, vs. Florida (April 15, 2017)  
Allowed 7 or more runs in an inning \_\_\_\_\_ 10, 8th inn. vs. Duke (June 7, 2019)  
Allowed 10 or more runs in an inning \_\_\_\_\_ 13, 7th inn. vs. Xavier (June 4, 2016)  
Allowed 5 or more runs in the first inning \_\_\_\_\_ 6, vs. Ole Miss @ SEC Tourney (May 26, 2019)

Overcame a deficit of 4 or more runs in a win \_\_\_\_\_ 8, vs. Ole Miss @ SEC Tournament (May 26, 2019)  
Overcame a deficit of 5 or more runs in a win \_\_\_\_\_ 8, vs. Ole Miss @ SEC Tournament (May 26, 2019)  
Overcame a deficit of 6 or more runs in a win \_\_\_\_\_ 8, vs. Ole Miss @ SEC Tournament (May 26, 2019)  
Overcame a deficit of 7 or more runs in a win \_\_\_\_\_ 8, vs. Ole Miss @ SEC Tournament (May 26, 2019)  
Overcame a deficit of 8 or more runs in a win \_\_\_\_\_ 8, vs. Ole Miss @ SEC Tournament (May 26, 2019)  
Overcame a deficit of 9 or more runs in a win \_\_\_\_\_ 10, vs. Illinois State (March 1, 2015)

Squandered a lead of 4 or more runs in a loss \_\_\_\_\_ 4, vs. #12 Arkansas (April 14, 2019)  
Squandered a lead of 5 or more runs in a loss \_\_\_\_\_ 5, at #19 Texas A&M (March 16, 2019)  
Squandered a lead of 6 or more runs in a loss \_\_\_\_\_ 7, vs. South Carolina (April 27, 2018)  
Squandered a lead of 7 or more runs in a loss \_\_\_\_\_ 7, vs. South Carolina (April 27, 2018)

Had 15 or more hits in a game \_\_\_\_\_ 17, vs. Ole Miss @ SEC Tournament (May 26, 2019)  
Had 15 or more hits in a win \_\_\_\_\_ 17, vs. Ole Miss @ SEC Tournament (May 26, 2019)  
Had 18 or more hits in a game \_\_\_\_\_ 19, at Kentucky (May 16, 2019)  
Had 18 or more hits in a win \_\_\_\_\_ 19, at Kentucky (May 16, 2019)  
Had 20 or more hits in a win \_\_\_\_\_ 21, vs. Tennessee Tech (April 30, 2019)  
Had 30 or more hits in a game \_\_\_\_\_ 30, vs. Alabama (April 17, 1988)  
Had 50 or more hits in an SEC series \_\_\_\_\_ 54, vs. Missouri (April 12-14, 2013)  
Had 15 or more hits in a loss \_\_\_\_\_ 17, vs. Florida (April 15, 2017)

**Had 10 or more total bases in a game \_\_\_\_\_ Maxwell Romero Jr. (10) vs. Georgia State - Game 2 (Feb. 28, 2021)**  
Had 11 or more total bases in a game \_\_\_\_\_ Connor Kaiser (14) at Clemson (June 3, 2018)

Had at least 15 hits in back-to-back games \_\_\_\_\_  
15, 21, 15 vs. Auburn, Tenn. Tech and at South Carolina (April 27-May 3, 2019)  
Had at least 10 hits in 5 or more consecutive games \_\_\_\_\_ 5 games (April 25-May 3, 2019)  
Had at least 10 hits in 6 or more consecutive games \_\_\_\_\_ 6 games (Feb. 20-March 1, 2019)  
Had at least 10 hits in 7 or more consecutive games \_\_\_\_\_ 7 games (Feb. 18-27, 2018)  
Had at least 10 hits in 8 or more consecutive games \_\_\_\_\_ 8 games (Feb. 27-March 12, 2010)

Had 5 or more doubles in a game \_\_\_\_\_ 5, vs. Illinois-Chicago (Feb. 22, 2020)  
Had 6 or more doubles in a game \_\_\_\_\_ 6, vs. Davidson (March 5, 2019)  
Had 7 or more doubles in a game \_\_\_\_\_ 8, at Clemson (June 3, 2017)  
Allowed 5 or more doubles in a game \_\_\_\_\_ 6, vs. Arkansas (April 14, 2019)  
Allowed 6 or more doubles in a game \_\_\_\_\_ 6, vs. Arkansas (April 14, 2019)

**Had 2 or more triples in a game \_\_\_\_\_ 2, vs. Wright State - Game 1 (Feb. 22, 2021)**  
Had 3 or more triples in a game \_\_\_\_\_ 4, vs. Radford (May 31, 2015)  
Had 4 or more triples in a game \_\_\_\_\_ 4, vs. Radford (May 31, 2015)  
Allowed 2 or more triples in a game \_\_\_\_\_ 2, vs. Duke (June 7, 2019)  
Allowed 3 or more triples in a game \_\_\_\_\_ 3, vs. Texas A&M (April 11, 2014)

THE LAST TIME VANDERBILT ...

Allowed 3 or more home runs in a game \_\_\_\_\_ 3, by Kentucky (May 19, 2018)  
Allowed 4 or more home runs in a game \_\_\_\_\_ 4, vs. Sam Houston State @ Minute Maid Park (March 2, 2018)  
Allowed 5 or more home runs in a game \_\_\_\_\_ 5, at Auburn (March 27, 2009)

Did not draw a walk in a game \_\_\_\_\_ vs. #12 Arkansas (April 12, 2019)  
Walked 10 or more times in a game \_\_\_\_\_ 11, at South Carolina (May 3, 2019)  
Walked 15 or more times in a game \_\_\_\_\_ 17, vs. Davidson (March 5, 2019)  
Walked 18 or more times in a game \_\_\_\_\_ 19, vs. Middle Tennessee (May 15, 2018)  
Allowed 0 walks in a game \_\_\_\_\_ vs. Hawaii (Feb. 28, 2020)  
Allowed 0 walks in back-to-back games \_\_\_\_\_ at San Diego, DH (Feb. 20, 2011)  
Allowed 10 or more walks in a game \_\_\_\_\_ 10, vs. Tennessee Tech (April 30, 2019)  
Allowed 12 or more walks in a game \_\_\_\_\_ 12, vs. Austin Peay (Feb. 27, 2019)  
Allowed 10-plus walks in back-to-back games \_\_\_\_\_ 12, vs. Illinois State; 12, vs. Evansville (March 1-3, 2015)

Did not strikeout in a game \_\_\_\_\_ vs. Tennessee-Martin (Feb. 23, 2005)  
**Struck out 12 or more times in a game \_\_\_\_\_ 13, vs. Georgia State (Feb. 26, 2021)**  
Struck out 15 or more times in a game \_\_\_\_\_ 16, vs. Mississippi St. @ Nashville Super Regional (June 10, 2018)  
**Struck out 15 or more batters in a game \_\_\_\_\_ 16, vs. Wright State - Game 2 (Feb. 22, 2021)**  
Struck out 19 or more batters in a game \_\_\_\_\_ 19, vs. South Alabama (Feb. 18, 2020)  
Struck out 20 or more opposing batters in a game \_\_\_\_\_ 22, vs. Ole Miss (April 10, 2015)  
Struck out 10 or more opposing batters in 5 consecutive games \_\_\_\_\_ 7 games (Feb. 26-March 7, 2020)  
Struck out 10 or more opposing batters in 8 consecutive games \_\_\_\_\_ 13 games (Feb. 20, 2019-March 10, 2019)

Pitching staff held opponent scoreless for 10 consecutive inn. in a game \_\_\_\_\_ 11 inn. at Missouri (March 26, 2016)

**Had 5 or more hit batters in a game \_\_\_\_\_ 5, by Georgia State - Game 2 (Feb. 28, 2021)**  
Had 6 or more hit batters in a game \_\_\_\_\_ 6, by Rhode Island (March 4, 2012)

Had 5 or more stolen bases in a game \_\_\_\_\_ 6, vs. Hawaii (March 1, 2020)  
Had 6 or more stolen bases in a game \_\_\_\_\_ 6, vs. Hawaii (March 1, 2020)  
Had 7 or more stolen bases in a game \_\_\_\_\_ 7, vs. UMass-Lowell (Feb. 25, 2018)  
Had 8 or more stolen bases in a game \_\_\_\_\_ 8, vs. UNC-Wilmington (June 1, 2012)

**Left 13 or more runners on base \_\_\_\_\_ 14, vs. Georgia State - Game 1 (Feb. 28, 2021)**  
**Left 14 or more runners on base \_\_\_\_\_ 14, vs. Georgia State - Game 1 (Feb. 28, 2021)**  
Left 15 or more runners on base \_\_\_\_\_ 15, vs. #14 Florida (March 22, 2019)  
Left 16 or more runners on base \_\_\_\_\_ 17, vs. Mississippi State @ Nashville Super Regional (June 10, 2018)

Committed 4 or more errors in a game \_\_\_\_\_ 4, vs. Cal Poly (Feb. 16, 2020)  
Committed 5 or more errors in a game \_\_\_\_\_ 6, at Middle Tennessee (March 22, 2016)  
Committed 6 or more errors in a game \_\_\_\_\_ 6, at Middle Tennessee (March 22, 2016)

Combined for a no-hitter \_\_\_\_\_ at Western Kentucky (J. Lewis, N. Pilkington, J. Scott, M. Buschmann), May 6, 2003  
Combined for a perfect game \_\_\_\_\_ at Western Kentucky (J. Lewis, N. Pilkington, J. Scott, M. Buschmann), May 6, 2003  
Combined on a one-hitter \_\_\_\_\_ vs. Quinnipiac (T. Ferguson, R. Johnson, M. Ruppenthal, B. Bowden), March 11, 2015  
**Combined on a two-hitter \_\_\_\_\_ vs. Wright State - Game 2 (Jack Leiter, Thomas Schultz, Nick Maldonado, Luke Murphy, Ethan Smith) Feb. 22 , 2021**  
Combined on a three-hitter \_\_\_\_\_ vs. Evansville (Jack Leiter, Michael Doolin, Chris McElvain), Feb. 25, 2020  
Was no-hit \_\_\_\_\_ at Texas A&M (Kyle Simonds, 9.0), May 7, 2016

Started six true freshmen \_\_\_\_\_ at Auburn (Austin Martin - LF, Philip Clarke - DH, Pat DeMarco - RF, Jayson Gonzalez - SS, Garrett Blaylock - 3B, Mason Hickman - SP), May 6, 2018

**HITTING:**  
Hit an inside-the-park home run \_\_\_\_\_ Will Toffey vs. Belmont (March 22, 2017)  
Hit a pinch-hit home run \_\_\_\_\_ Walker Grisanti at #4 Georgia (April 5, 2019)  
**Hit a grand slam \_\_\_\_\_ Dominic Keegan vs. Georgia State - Game 2 (Feb. 28, 2021)**  
Hit a grand slam on the road \_\_\_\_\_ Julian Infante at South Carolina (May 3, 2019)

Hit a walk-off home run \_\_\_\_\_ Isaiah Thomas vs. Hawaii (March 1, 2020)  
Hit an extra-inning walk-off home run \_\_\_\_\_ Isaiah Thomas vs. Hawaii, 11th inning (March 1, 2020)  
Hit a postseason walk-off home run \_\_\_\_\_ JJ Bleday vs. Mississippi State (June 9, 2018)  
Had a walk-off base hit \_\_\_\_\_ Isaiah Thomas vs. Hawaii (March 1, 2020)  
Drew a walk-off walk \_\_\_\_\_ Carter Young vs. TCU (March 8, 2020)

**Hit 2 or more home runs in a game \_\_\_\_\_ Maxwell Romero Jr. (2) vs. Georgia State - Game 2 (Feb. 28, 2021)**  
Hit 2 or more home runs in an SEC game \_\_\_\_\_ Stephen Scott (2) at Kentucky (May 16, 2019)  
Hit 3 or more home runs in a game \_\_\_\_\_ Connor Kaiser (3) at Clemson (June 3, 2018)  
Hit 2 or more home runs consecutive games \_\_\_\_\_ Austin Martin (2) vs. Duke + Louisville (June 9-16, 2019)

Homered in consecutive at-bats \_\_\_\_\_ Austin Martin, 1st inn., 2nd inn. vs. Duke (June 9, 2019)  
Homered in consecutive at-bats in an SEC game \_\_\_\_\_ Stephen Scott, 1st inn., 3rd inn. at Kentucky (May 16, 2019)

Hit for the cycle \_\_\_\_\_ Clinton Johnston vs. Kentucky (April 28, 1996)  
Hit for the cycle in an SEC game \_\_\_\_\_ Clinton Johnston vs. Kentucky (April 28, 1996)

Had a 20-game hit streak \_\_\_\_\_ JJ Bleday and Austin Martin, 20 (May 17, 2018-March 1, 2019)  
Had a 25-game hit streak \_\_\_\_\_ Xavier Turner, 27 (March 4-April 22, 2014)  
Had a 45-game on-base streak \_\_\_\_\_ JJ Bleday, 50 (March 19-June 26, 2019)

Had 2 hits in an inning \_\_\_\_\_ Ethan Paul (1B, 2B) vs. Davidson (March 5, 2019)  
Had 5 or more hits in a game \_\_\_\_\_ Ethan Paul (5) vs. #14 Florida (March 22, 2019)

**Had 5 or more RBIs in a gameMaxwell Romero Jr. (7) & Dominic Keegan (6) vs. Georgia State - Game 2 (Feb. 28, 2021)**  
**Had 6 or more RBIs in a gameMaxwell Romero Jr. (7) & Dominic Keegan (6) vs. Georgia State - Game 2 (Feb. 28, 2021)**  
**Had 7 or more RBIs in a game \_\_\_\_\_ Maxwell Romero Jr. (7) vs. Georgia State - Game 2 (Feb. 28, 2021)**  
Had 10 or more RBIs in a game \_\_\_\_\_ Connor Kaiser (10) at Clemson (June 3, 2018)

Stole home \_\_\_\_\_ Ethan Paul vs. Auburn (May 19, 2016)  
Had a triple steal \_\_\_\_\_ Ethan Paul (home), Jeren Kendall (3rd), Bryan Reynolds (2nd) vs. Auburn (May 19, 2016)  
Had 3 or more stolen bases in a game \_\_\_\_\_ Austin Martin (3) vs. Presbyterian (Feb. 21, 2018)

**PITCHING:**  
Threw a 9-inning no-hitter \_\_\_\_\_ Kumar Rocker vs. Duke @ Nashville Super Regional (June 8, 2019)  
Doug Wessel vs. Belmont (April 19, 1971)

Struck out 10 or more batters in a game \_\_\_\_\_ Mason Hickman, 11, vs. Hawaii (Feb. 28, 2020)  
Struck out 10 or more batters in an SEC game \_\_\_\_\_ Kumar Rocker, 10, vs. #25 Auburn (April 26, 2019)  
Struck out 12 or more batters in a game \_\_\_\_\_ Kumar Rocker, 12, vs. Illinois-Chicago (Feb. 22, 2020)  
True freshman struck out 10 or more batters in a game \_\_\_\_\_ Jack Leiter, 12, vs. South Alabama (Feb. 18, 2020)  
True freshman struck out 10 or more batters in debut \_\_\_\_\_ Jack Leiter, 12, vs. South Alabama (Feb. 18, 2020)  
True freshman struck out 15 or more batters in a game \_\_\_\_\_ Kumar Rocker, 19, vs. Duke (June 8, 2019)  
Struck out 15 or more batters in a game \_\_\_\_\_ Kumar Rocker, 19, vs. Duke (June 8, 2019)  
Struck out 10 or more batters in consecutive games \_\_\_\_\_  
Mason Hickman (11), Kumar Rocker (12) and Jake Eder (11) vs. Illinois-Chicago (Feb. 21-23, 2020)

Pitched a 7-inning, complete game \_\_\_\_\_ Mason Hickman vs. LSU (March 25, 2018)  
Pitched 9 or more innings \_\_\_\_\_ 9.0, Kumar Rocker vs. Duke (June 8, 2019)  
Pitched 9 or more scoreless innings \_\_\_\_\_ 9.0, Kumar Rocker vs. Duke (June 8, 2019)  
Pitched a 9-inning, complete game \_\_\_\_\_ 9.0, Kumar Rocker vs. Duke (June 8, 2019)  
Pitched a 9-inning, complete-game shutout \_\_\_\_\_ 9.0, Kumar Rocker vs. Duke (June 8, 2019)  
Picked up 10 or more saves in a season \_\_\_\_\_ 17, Tyler Brown (2019)  
Picked up 15 or more saves in a season \_\_\_\_\_ 17, Tyler Brown (2019)  
Picked up win and save on same day \_\_\_\_\_ Jackson Gillis vs. Ole Miss, Win - Game 1, Save - Game 2 (April 15, 2018)  
Picked up the save (true freshman) \_\_\_\_\_ Sam Hliboki vs. Hawaii (Feb. 28, 2020)

NUMERICAL ROSTER

No.	Name	Pos.	B/T	Ht.	Wt.	Cl.	Hometown/High School
2	Javier Vaz	IF	L/R	5-9	151	Jr./JC	Huntsville, Ala./Huntsville
3	Cooper Davis	OF	L/R	5-10	190	Sr./3L	Mississauga, Ontario/St. Aloysius Gonzaga
5	C.J. Rodriguez	C	R/R	5-10	200	So./1L	Newport Beach, Calif./Mater Dei
6	Tate Kolwyck	OF	R/R	5-11	195	Jr./2L	Memphis, Tenn./Arlington
8	Isaiah Thomas	OF	R/R	6-3	210	Jr./2L	Palm Beach Gardens, Fla./The Benjamin School
9	Carter Young	IF	S/R	6-0	180	So./1L	Selah, Wash./Selah
10	T.J. McKenzie	OF	R/R	6-1	180	So./1L	Loxahatchee, Fla./The Benjamin School
11	Matt Hogan	OF	L/R	6-0	195	Jr./2L	Melville, N.Y./Half Hollow Hills East
12	Dominic Keegan	UTL	R/R	6-0	210	Jr./2L	Methuen, Mass./Central Catholic
16	Jack Bulger	UTL	R/R	6-0	210	Fr./HS	Bowie, Md./DeMatha Catholic
17	C.J. Pittaro	UTL	L/R	6-1	195	Fr./HS	Hamilton, N.J./Steinert
18	Will Duff	UTL	R/R	5-11	190	So./1L	Springfield, Mo./Springfield Catholic
19	Troy LaNeve	OF	L/R	6-0	210	So./1L	Pittsburgh, Pa./Pine Richland
20	Jack O'Dowd	IF	L/R	6-2	195	Fr./HS	Nashville, Tenn./Lipscomb Academy
21	Calvin Hewett	OF	R/L	6-3	205	Fr./HS	Greenland, N.H./Portsmouth
22	Jack Leiter	RHP	R/L	6-1	205	So./1L	Summit, N.J./Delbarton School
25	Parker Noland	IF	L/R	6-1	200	So./1L	Knoxville, Tenn./Farragut
27	Ethan Smith	RHP	R/R	6-2	205	Jr./2L	Mt. Juliet, Tenn./Mt. Juliet
28	Ryan Stefiuk	LHP	R/L	6-4	210	Fr./HS	Green Bay, Wis./Green Bay Preble
29	Nick Maldonado	RHP	R/R	6-1	205	So./1L	Short Hills, N.J./Seton Hall Prep
30	Nelson Berkwich	LHP	L/L	5-11	190	Fr./HS	Boca Raton, Fla./American Heritage
31	Miles Garrett	RHP	R/R	5-10	165	Fr./HS	Stone Mountain, Ga./Parkview
32	Hugh Fisher	LHP	R/L	6-6	210	Sr./2L	Eads, Tenn./Briarcrest Christian
33	Hunter Owen	LHP	R/L	6-6	240	Fr./HS	South Portland, Maine/South Portland
34	Spencer Jones	UTL	L/L	6-7	225	So./1L	Encinitas, Calif./La Costa Canyon
35	Chris McElvain	RHP	R/R	6-0	205	So./1L	Thompson Station, Tenn./Summit
36	Grayson Moore	OF/RHP	S/R	6-3	190	Fr./HS	Longwood, Fla./Lake Mary
39	Gavin Casas	IF	L/R	6-3	225	Fr./HS	Pembroke Pines, Fla.
40	Sam Hliboki	RHP	L/R	6-3	210	So./1L	Los Angeles, Calif./Harvard Westlake
42	Christian Little	RHP	R/R	6-4	210	Fr./HS	St. Louis, Mo./Christian Brothers College
43	Michael Doolin	RHP	L/R	6-3	220	So./1L	Schererville, Ind./Andrean
44	Donye Evans	RHP	R/R	6-6	220	Fr./HS	Decatur, Ga./Redan
45	Alan Espinal	C	R/R	6-0	190	Fr./HS	Viera, Fla./Viera
46	Gage Bradley	RHP	R/R	6-3	190	Fr./HS	Clarksville, Tenn./Rossview
49	Ryan Keenan	LHP	L/L	5-10	175	So./1L	Lighthouse Point, Fla./Calvary Christian Academy
50	Luke Murphy	RHP	R/R	6-5	190	Jr./1L	Cross Plains, Tenn./East Robertson
51	Enrique Bradfield Jr.	OF	L/L	6-1	160	Fr./HS	Hialeah, Fla./American Heritage
55	Maxwell Romero Jr.	C	L/R	6-0	230	So./1L	Miramar, Fla./Pembroke Pines Charter
66	Thomas Schultz	RHP	R/R	6-6	225	So./1L	Mount Carmel, Pa./Our Lady of Lourdes Regional
77	Brett Hansen	LHP	L/L	6-4	205	Fr./HS	Pleasanton, Calif./Foothill
80	Kumar Rocker	RHP	R/L	6-5	245	Jr./2L	Athens, Ga./North Oconee
88	Patrick Reilly	RHP	R/R	6-3	210	Fr./HS	Sea Girt, N.J./Christian Brothers Academy
99	Jayson Gonzalez	IF	R/R	6-2	220	Sr./3L	Covina, Calif./Bishop Amat

**Head Coach:** 4 Tim Corbin (Ohio Wesleyan '84) – 19th season at Vanderbilt  
**Associate Head Coach:** 26 Scott Brown (SUNY-Cortland '99)  
**Assistant Coach:** 24 Mike Baxter (Vanderbilt '05)  
**Volunteer Coach:** 1 David Macias (Vanderbilt '08)  
**Strength and Conditioning Coach:** Chris Ham (Illinois '05)  
**Director of Baseball Operations:** Brooks Webb (Birmingham Southern '11)  
**Internal Operations Coordinator:** Casey Stangel (Washington '17)  
**Athletic Trainer:** Chris Matarazzo (Springfield College '12)  
**Director of Player Development:** Brandon Barak (Illinois '12)  
**Video Coordinator:** Josh Ruchotzke (Vanderbilt '17)  
**Equipment Manager:** Kevin Collins (Purdue '15)  
**Student Managers:** Sebastian Baca, William Cegelka, Jackson Kelley, Stephen Phraner, Spencer Pugach

PRONUNCIATION GUIDE

Enrque Bradfield Jr. \_\_\_\_\_IN-reek-A  
Brandon Barak \_\_\_\_\_BARE-uck  
Mater Dei \_\_\_\_\_mah-tur day  
Alan Espinal \_\_\_\_\_ESS-pen-all  
Sam Hliboki \_\_\_\_\_luh-BO-kee  
Tate Kolwyck \_\_\_\_\_COLE-wick  
Troy LaNeve \_\_\_\_\_luh-neve  
Miramar, Fla. \_\_\_\_\_MEER-uh-mar  
C.J. Pittaro \_\_\_\_\_Pa-TEAR-Oh  
Kumar Rocker \_\_\_\_\_KOO-mar  
Josh Ruchotzke \_\_\_\_\_ruh-CHOT-skee  
Ryan Stefiuk \_\_\_\_\_Steph-fee-uck

ALPHABETICAL ROSTER


#	Name	Pos.	Yr.
30	Nelson Berkwich	LHP	Fr.
51	Enrique Bradfield Jr.	OF	Fr.
46	Gage Bradley	RHP	Fr.
16	Jack Bulger	UTL	Fr.
39	Gavin Casas	IF	Fr.
3	Cooper Davis	OF	Sr.
43	Michael Doolin	RHP	So.
18	Will Duff	UTL	So.
45	Alan Espinal	C	Fr.
44	Donye Evans	RHP	Fr.
32	Hugh Fisher	LHP	Sr.
31	Miles Garrett	RHP	Fr.
99	Jayson Gonzalez	IF	Sr.
77	Brett Hansen	LHP	Fr.
21	Calvin Hewett	OF	Fr.
40	Sam Hliboki	RHP	So.
11	Matt Hogan	OF	Jr.
34	Spencer Jones	UTL	So.
12	Dominic Keegan	UTL	Jr.
49	Ryan Keenan	LHP	So.
6	Tate Kolwyck	OF	Jr.
19	Troy LaNeve	OF	So.
22	Jack Leiter	RHP	So.
42	Christian Little	RHP	Fr.
29	Nick Maldonado	RHP	So.
35	Chris McElvain	RHP	So.
10	T.J. McKenzie	OF	So.
36	Grayson Moore	OF/RHP	Fr.
50	Luke Murphy	RHP	Jr.
25	Parker Noland	IF	So.
20	Jack O'Dowd	IF	Fr.
33	Hunter Owen	LHP	Fr.
17	C.J. Pittaro	UTL	Fr.
88	Patrick Reilly	RHP	Fr.
80	Kumar Rocker	RHP	Jr.
5	CJ Rodriguez	C	So.
55	Maxwell Romero Jr.	C	So.
66	Thomas Schultz	RHP	So.
27	Ethan Smith	RHP	Jr.
28	Ryan Stefiuk	LHP	Fr.
8	Isaiah Thomas	OF	Jr.
2	Javier Vaz	IF	Jr.
9	Carter Young	IF	So.

EXPERIENCE BREAKDOWN


Seniors (3) \_\_\_\_\_ Davis, Fisher, Gonzalez  
Juniors (8) \_\_\_\_\_ Hogan, Keegan, Kolwyck, Murphy, Rocker, Smith, Thomas, Vaz  
Sophomores (15) \_\_\_\_\_ Doolin, Duff, Hliboki, Jones, Keenan, Laneve, Leiter, Maldonado, McElvain, McKenzie, Noland, Rodriguez, Romero Jr., Schultz, Young  
Freshmen (17) \_\_\_\_\_Berkwich, Bradfield Jr., Bradley, Bulger, Casas, Espinal, Evans, Garrett, Hansen, Hewett, Little, Moore, O'Dowd, Owen, Pittaro, Reilly, Stefiuk




## 2021 TV ROSTER




**Javier Vaz**  
Jr. ★ 5-9 ★ 151 ★ L/R  
IF ★ Huntsville, Ala.



**Cooper Davis**  
Sr. ★ 5-10 ★ 190 ★ L/R  
OF ★ Mississauga, Ontario




**CJ Rodriguez**  
So. ★ 5-10 ★ 200 ★ R/R  
C ★ Newport Beach, Calif.




**Tate Kolwyck**  
Jr. ★ 5-11 ★ 195 ★ R/R  
IF ★ Memphis, Tenn.




**Isaiah Thomas**  
Jr. ★ 6-3 ★ 210 ★ R/R  
OF ★ Palm Beach Gardens, Fla.




**Carter Young**  
So. ★ 6-0 ★ 180 ★ S/R  
IF ★ Selah, Wash.




**T.J. McKenzie**  
So. ★ 6-1 ★ 180 ★ R/R  
OF ★ Loxahatchee, Fla.




**Matt Hogan**  
Jr. ★ 6-0 ★ 195 ★ L/R  
OF ★ Melville, N.Y.




**Dominic Keegan**  
Jr. ★ 6-0 ★ 210 ★ R/R  
UTL ★ Methuen, Mass.



**Jack Bulger**  
Fr. ★ 6-0 ★ 210 ★ R/R  
UTL ★ Bowie, Md.




**C.J. Pittaro**  
Fr. ★ 6-1 ★ 195 ★ L/R  
UTL ★ Hamilton, N.J.




**Will Duff**  
So. ★ 5-11 ★ 190 ★ R/R  
UTL ★ Springfield, Mo.




**Troy LaNeve**  
So. ★ 6-0 ★ 210 ★ L/R  
OF ★ Pittsburgh, Pa.




**Jack O'Dowd**  
Fr. ★ 6-2 ★ 195 ★ L/R  
IF ★ Nashville, Tenn.




**Calvin Hewett**  
Fr. ★ 6-3 ★ 205 ★ R/L  
OF ★ Greenland, N.H.




**Jack Leiter**  
So. ★ 6-1 ★ 205 ★ R/R  
RHP ★ Summit, N.J.




**Parker Noland**  
Jr. ★ 6-1 ★ 200 ★ L/R  
IF ★ Knoxville, Tenn.




**Ethan Smith**  
Jr. ★ 6-2 ★ 205 ★ R/R  
RHP ★ Mt. Juliet, Tenn.




**Ryan Stefiuk**  
Fr. ★ 6-4 ★ 210 ★ R/L  
LHP ★ Green Bay, Wis.




**Nick Maldonado**  
So. ★ 6-1 ★ 205 ★ R/R  
RHP ★ Short Hills, N.J.




**Nelson Berkwich**  
Fr. ★ 5-11 ★ 190 ★ L/L  
LHP ★ Boca Raton, Fla.




**Miles Garrett**  
Fr. ★ 5-10 ★ 165 ★ R/R  
RHP ★ Stone Mountain, Ga.




**Hugh Fisher**  
Sr. ★ 6-6 ★ 210 ★ R/L  
LHP ★ Eads, Tenn.




**Hunter Owen**  
Fr. ★ 6-6 ★ 240 ★ R/L  
LHP ★ South Portland, Maine




**Spencer Jones**  
So. ★ 6-7 ★ 225 ★ L/L  
UTL ★ Encinitas, Calif.




**Chris McElvain**  
So. ★ 6-0 ★ 205 ★ R/R  
RHP ★ Thompson Station, Tenn.




**Grayson Moore**  
Fr. ★ 6-3 ★ 190 ★ S/R  
OF/RHP ★ Lake Mary, Fla.




**Gavin Casas**  
Fr. ★ 6-3 ★ 225 ★ L/R  
IF ★ Pembroke Pines, Fla.




**Sam Hliboki**  
So. ★ 6-3 ★ 210 ★ L/R  
RHP ★ Los Angeles, Calif.




**Christian Little**  
Fr. ★ 6-4 ★ 210 ★ R/R  
RHP ★ St. Louis, Mo.




**Michael Doolin**  
So. ★ 6-4 ★ 220 ★ L/R  
RHP ★ Schererville, Ind.




**Donye Evans**  
Fr. ★ 6-6 ★ 220 ★ R/R  
RHP ★ Decatur, Ga.




**Alan Espinal**  
Fr. ★ 6-0 ★ 190 ★ R/R  
C ★ Viera, Fla.




**Gage Bradley**  
Fr. ★ 6-3 ★ 190 ★ R/R  
RHP ★ Clarksville, Tenn.




**Ryan Keenan**  
So. ★ 5-10 ★ 175 ★ L/L  
LHP ★ Lighthouse Point, Fla.




**Luke Murphy**  
Jr. ★ 6-5 ★ 190 ★ R/R  
RHP ★ Cross Plains, Tenn.




**Enrique Bradfield Jr.**  
Fr. ★ 6-1 ★ 160 ★ L/L  
OF ★ Hialeah, Fla.



**Maxwell Romero Jr.**  
So. ★ 6-1 ★ 230 ★ L/R  
C ★ Miramar, Fla.




**Thomas Schultz**  
So. ★ 6-6 ★ 225 ★ R/R  
RHP ★ Mount Carmel, Pa.



**Brett Hansen**  
Fr. ★ 6-4 ★ 205 ★ L/L  
LHP ★ Pleasanton, Calif.



**Kumar Rocker**  
Jr. ★ 6-5 ★ 245 ★ R/R  
RHP ★ Athens, Ga.



**Patrick Reilly**  
Fr. ★ 6-3 ★ 210 ★ R/R  
RHP ★ Sea Girt, N.J.




**Jayson Gonzalez**  
Sr. ★ 6-2 ★ 220 ★ R/R  
IF ★ Covina, Calif.




**Tim Corbin**  
Head Coach  
19th Season



**Scott Brown**  
Associate Head Coach  
9th Season



**Mike Baxter**  
Assistant Coach  
4th Season



**David Macias**  
Volunteer Assistant Coach  
4th Season