




VANDERBILT®

2021 BASEBALL GAME NOTES



Vanderbilt Athletic Communications ★ 2601 Jess Neely Dr. Nashville, TN 37212
Baseball Contact: Josh Foster ★ Cell: 205.213.5091 ★ Email: joshua.foster@vanderbilt.edu
VUCommodores.com ★ Twitter: @VandyBoys

2021 SCHEDULE/RESULTS

OVERALL: 13-2 | SEC: 0-0 | H: 11-1 | A: 2-1 | N: 0-0

FEBRUARY (6-1)

19	Wright State	Canceled	Nashville, Tenn.
22	Wright State (DH)	W, 14-1	Nashville, Tenn.
22	Wright State (DH)	W, 1-0	Nashville, Tenn.
24	Western Kentucky	W, 12-1	Nashville, Tenn.
26	Georgia State	L, 4-2	Nashville, Tenn.
27	Georgia State	W, 5-4	Nashville, Tenn.
28	Georgia State (DH)	W, 12-2	Nashville, Tenn.
28	Georgia State (DH)	W, 17-6	Nashville, Tenn.

MARCH (7-1)

5	Illinois-Chicago	W, 15-0	Nashville, Tenn.
6	Illinois-Chicago	W, 5-2	Nashville, Tenn.
7	Illinois-Chicago	W, 4-2	Nashville, Tenn.
9	Memphis	W, 10-4	Nashville, Tenn.
13	at Oklahoma State (DH)	W, 5-0	Stillwater, Okla.
13	at Oklahoma State (DH)	W, 18-4	Stillwater, Okla.
14	at Oklahoma State	L, 10-6	Stillwater, Okla.
16	Belmont	W, 4-1	Nashville, Tenn.
19	South Carolina*	6:30 p.m.	Nashville, Tenn.
20	South Carolina*	11 a.m.	Nashville, Tenn.
21	South Carolina*	1 p.m.	Nashville, Tenn.
23	Lipscomb	6 p.m.	Nashville, Tenn.
25	at Missouri*	6:30 p.m.	Columbia, Mo.
26	at Missouri*	6:30 p.m.	Columbia, Mo.
27	at Missouri*	2 p.m.	Columbia, Mo.
30	Tennessee Tech	6:30 p.m.	Nashville, Tenn.

APRIL

1	at LSU*	6:30 p.m.	Baton Rouge, La.
2	at LSU*	8 p.m.	Baton Rouge, La.
3	at LSU*	2 p.m.	Baton Rouge, La.
6	UT-Martin	6:30 p.m.	Nashville, Tenn.
8	Georgia*	6 p.m.	Nashville, Tenn.
9	Georgia*	6:30 p.m.	Nashville, Tenn.
10	Georgia*	2 p.m.	Nashville, Tenn.
13	Eastern Kentucky	6:30 p.m.	Nashville, Tenn.
16	at Tennessee*	6:30 p.m.	Knoxville, Tenn.
17	at Tennessee*	3 p.m.	Knoxville, Tenn.
18	at Tennessee*	1:30 p.m.	Knoxville, Tenn.
20	Austin Peay	6:30 p.m.	Nashville, Tenn.
23	Mississippi State*	7 p.m.	Nashville, Tenn.
24	Mississippi State*	7 p.m.	Nashville, Tenn.
25	Mississippi State*	1 p.m.	Nashville, Tenn.
30	at Florida*	6 p.m.	Gainesville, Fla.

MAY

1	at Florida*	5:30 p.m.	Gainesville, Fla.
2	at Florida*	2 p.m.	Gainesville, Fla.
4	at Louisville	6 p.m.	Louisville, Ky.
7	Alabama*	6:30 p.m.	Nashville, Tenn.
8	Alabama*	2 p.m.	Nashville, Tenn.
9	Alabama*	1 p.m.	Nashville, Tenn.
11	North Alabama	6:30 p.m.	Nashville, Tenn.
14	at Ole Miss*	6 p.m.	Oxford, Miss.
15	at Ole Miss*	4 p.m.	Oxford, Miss.
16	at Ole Miss*	1:30 p.m.	Oxford, Miss.
18	Florida International	6:30 p.m.	Nashville, Tenn.
20	Kentucky*	6:30 p.m.	Nashville, Tenn.
21	Kentucky*	6:30 p.m.	Nashville, Tenn.
22	Kentucky*	2 p.m.	Nashville, Tenn.
25-30	SEC Tournament*	TBA	Hoover, Ala.

JUNE

3-6	NCAA Regionals	TBA	TBD
10-13	NCAA Super Regionals	TBA	TBD
18-25	College World Series*	TBA	Omaha, Neb.

* Southeastern Conference game
% Hoover Met Stadium
+ TD Ameritrade Park

GAMES 16-18



VANDERBILT

Record: 13-2 Overall, 0-0 SEC
Home / Away / Neutral: 11-1 / 2-1 / 0-0
Rankings: D1: 2 | NCBWA: 2 | Coaches: 2
BA: 3 | CB: 2 | PG: 2
Head Coach: Tim Corbin
Career Record: 872-499-1 (24th)
Record at Vanderbilt: 766-361-1 (19th)



SOUTH CAROLINA

Record: 11-4 Overall, 0-0 SEC
Home / Away / Neutral: 8-1 / 2-3 / 1-0
Rankings: D1: 16 | NCBWA: 15 | Coaches: 17
BA: 12 | CB: 18 | PG: 21
Head Coach: Mark Kingston
Career Record: 361-242-1 (12th)
Record at South Carolina: 88-62 (3rd)

NO. 2 VANDERBILT COMMODORES (13-2) vs. NO. 16 SOUTH CAROLINA (11-4)

March 19-21, 2021 ★ Nashville, Tenn. ★ Hawkins Field (3,626)

TRENDING: The Commodores got back into the win column on Tuesday night, earning a 4-1 midweek victory over cross-town foe Belmont.

- ★ Vanderbilt is currently riding an eight-game home winning streak, which includes a three-game sweep over Illinois-Chicago in its last weekend home series.
- ★ The Commodores are outscoring their opponents, 101-27, across their 12 home matchups this season.
- ★ Vandy picked up its 20th consecutive midweek win on Tuesday against the Bruins. The 20-game streak for the Doreas dates back to 2019.

WORKING FROM HOME: The Commodores are opened the season at home for just the second time in the past five seasons and the first time since 2018. Vanderbilt has been tough to beat at Hawkins Field since the facility opened its gates in 2002.

- ★ Vanderbilt 491-167-1 (.744) all-time at Hawkins Field including a 383-108-1 (.777) mark since 2007.
- ★ Against nonconference opponents at the facility, Vanderbilt is 292-53 (.844). Since 2007 at home vs. nonconference teams, the Doreas are 226-36 (.860).
- ★ The Doreas have won their last 13 regular season home series, including two series in 2020 and eight in 2019. Vandy has won 58-of-70 three-game sets at The Hawk since 2011.
- ★ The Commodores are scheduled for 34 home games during the regular season this year, which would mark the most since 2016, when the program played 36 home games.

SEC OPENER: This weekend marks opening weekend of Southeastern Conference play for the Commodores.

- ★ Vanderbilt opens SEC play at home for first time since 2016.

MIDDLE INNINGS MATTER: The Commodores have done damage across the middle innings of their contests this season, which have proved to be a real difference.

- ★ Vanderbilt is outscoring its opponents 48-6 across the fourth, fifth and sixth innings.
- ★ The Commodores own a 19-0 advantage this season in the fourth inning. Vandy has not allowed a run in the first or fourth inning all year.

PRODUCTION IN THE 9-HOLE : Senior **Jayson Gonzalez** has provided steady production in the Vanderbilt lineup as the team's 9-hole hitter.

- ★ Gonzalez ranks second on the squad in batting average (.372) and RBI (14).
- ★ The Commodore senior launched his second home run of the campaign on Tuesday night with a solo shot to center field, cushioning Vanderbilt's lead.
- ★ The Covina, California, native has drawn a team-high tying 11 walks this season, and owns an on-base percentage of .509.

SERIES HISTORY: Friday's series opener will mark the 95th time that Vanderbilt and South Carolina have met in the all-time history between the two programs.

- ★ The Commodores trail in the all-time series between the two schools, as the Gamecocks own a 58-36 advantage.

WELCOME TO THE SEC: Friday's matchup will mark the first time that the majority of Vanderbilt's lineup will see action in a SEC contest.

- ★ Only two of Vanderbilt's nine position starters have played in a SEC game -- **Cooper Davis** and **Isaiah Thomas**.
- ★ Only one of Vanderbilt's three starting pitchers have pitched in an SEC matchup -- **Kumar Rocker**.
- ★ Only two Commodore relievers have made an appearance in a conference game -- **Hugh Fisher** and **Ethan Smith**.
- ★ Five of Vanderbilt's nine position starters are either sophomores or juniors.

HITTING HIS STRIDE: Sophomore **Parker Noland** has been red hot over the last 10 games, after experiencing a slow start to the season.

- ★ Noland is batting a team-high .395 (15-of-38) across the last 10 contests, with eight runs scored.
- ★ He's registered a team-high tying 10 RBI, while also registering his first career home run across the span.

KEY ARMS IN THE PEN: The duo of sophomore **Nick Maldonado** and freshman **Miles Garrett** have been solid out of the bullpen this season.

- ★ The two arms are tied for the team-high in appearances, with six apiece on the campaign.
- ★ Maldonado has made six scoreless relief outings, covering 7.1 innings. He's pitched in two of Vanderbilt's three shutouts this seasons, and owns one save.
- ★ Garrett has also made six scoreless outings, totaling 6.0 innings. He owns a 1-0 record, and has registered six strikeouts.

THE LONG BALL: Vanderbilt has homered in 10 of its last 11 contests, including seven consecutive games, spanning from Feb. 27, against Georgia State to March 9, against Memphis.

- ★ The Commodores are 11-1 in contests that they register at least one home run.
- ★ The seven-game span marked the longest stretch that Vanderbilt had homered in consecutive games since the Commodores homered in 11 consecutive games from April 13-May 5, 2019.

SPEED KILLS: **Enrique Bradfield Jr.** has been a force on the basepaths throughout the early parts of the season. The freshman is a perfect 13-for-13 on stolen base attempts, which places him second in the nation and ranks first in the SEC.

- ★ Bradfield Jr. swiped a career-high three bases in the matchup against Memphis.

OFFENSIVE OUTPUT: Vanderbilt has scored 10 or more runs in seven of its 15 contests this season, including a season-high 18 runs in the second game of the doubleheader against Oklahoma State.

- ★ The Commodores put up 29 runs across both games of the twinbill against the Georgia State, marking the most in a doubleheader under head coach **Tim Corbin**.
- ★ Vandy scored 10 or more runs in three consecutive games for the first time since March 22-26, 2019. The Commodores won 12-2 and 17-6 in the final games of the Georgia State series before defeating Illinois-Chicago, 15-0 in the series opener.
- ★ Vanderbilt leads the SEC in on-base percentage (.439), and slugging percentage (.555), while ranking second in the conference in batting average (.320).

SEVEN IN SEVEN: Due to inclement weather and snow accumulation in the Nashville area, Vanderbilt's season opener was delayed until Monday, Feb. 22. The Commodores went on to play seven games in seven days, marking the most games in a week span that Vanderbilt has played in the modern-era.

- ★ This year's season opener marked the latest that Vanderbilt has opened a season since 2008, when the Commodores began the campaign on Feb. 22, against Oregon State.

YOUR FAVORITE 1-2 PUNCH: The duo of **Kumar Rocker** and **Jack Leiter** have gotten off to strong starts this season. The two pitchers have made four starts each, tying for the team high in wins with four apiece.

- ★ Rocker owns a 0.00 ERA (0 ER/23.0 IP) through his first three starts, which ties for first in the SEC. He ranks fifth in the conference in total strikeouts with 34, while placing first in the league in hits allowed per nine innings with a mark of 3.13.
- ★ Leiter is second on the team in strikeouts with 33, which ranks sixth in the SEC. The sophomore right-hander has only allowed seven hits through 20.0 innings of work, ranking second in the SEC in hits allowed per nine with a mark of 3.15.

PITCHING PROWESS: The Vanderbilt pitching staff has been impressive throughout the early part of the season.

- ★ The Commodore arms rank ninth in the nation and third the SEC in ERA with a mark of 2.42 (36 ER/134.0 IP).
- ★ Vandy has notched three shutouts on the season, coming against Wright State, Illinois-Chicago and Oklahoma State.

STATISTICALLY SPEAKING: The Commodores ranked among the tops in the nation and the SEC across multiple statistical categories:

Statistic	National Rank	SEC Rank	Value
Batting Avg.	14th	2nd	.320
Double Plays	4th	1st	17
Doubles	7th	1st	38
Doubles Per Game	11th	1st	2.53
Hits allowed/9 inn.	6th	1st	5.57
On-base Pct.	6th	1st	.439
Slugging Pct.	5th	1st	.555
Strikeouts/9 inn.	9th	5th	12.4
WHIP	4th	2nd	1.01

SEC FAVORITES: Vanderbilt was picked to finish second in the SEC East in the conference's preseason coaches poll. The Commodores garnered 79 total points, good for second-most in the conference behind Florida, who tallied 91 points.

- ★ Twelve of the league's 14 coaches chose the Gators as the conference's preseason favorite, while Mississippi State and Vanderbilt received one vote apiece.
- ★ The duo of **Kumar Rocker** and **Jack Leiter** were named Preseason All-SEC, as Rocker was named to the first team and Leiter was tabbed to the second team.

WHAT'S NEXT: Following the weekend series with the Gamecocks, the Commodores will remain home to host a midweek contest with Lipscomb.

- ★ Vanderbilt will hit the road next weekend for a road conference series at Missouri, marking the team's first Thursday-Saturday series of the season.

VANDERBILT RECORD WHEN ...

2021

SEC Standing	
SEC East Standing	
Home/Road/Neutral	13-2/0-0/0-0
Day/Night	11-2/2-0
vs. RH/LH starters	9-2/4-0
Leading after 6 innings	13-0
Tied after 6 innings	0-0
Trailing after 6 innings	0-2
Leading after 7 innings	13-0
Tied after 7 innings	0-0
Trailing after 7 innings	0-2
Leading after 8 innings	13-0
Tied after 8 innings	0-0
Trailing after 8 innings	0-2
Vanderbilt scores first	12-0
Opponents score first	1-2
Shutouts	3-0
Scoring less than 3 runs	1-1
Scoring 3 to 5 runs	5-0
Scoring 6 or more runs	7-1
Vanderbilt hits HR/hit 0 HR	11-1/2-1
1-run/2-run games	2-0/1-1
Walk-offs	0-0
Extra innings (home/road/neutral)	0-0/0-0/0-0
Series openers/finales	3-1/3-1
Series W-L (home)	3-0
Series W-L (road)	1-0
Series W-L (neutral)	0-0
Series W-L (total)	4-0
Three-game sweeps (home/road)	1-0/0-0
Come-from-behind-wins	1

UPCOMING CAREER MILESTONES

Kumar Rocker	200 Strikeouts (176)
Kumar Rocker	20 Victories (18)
Ethan Smith	10 Victories (7)

2021 TEAM LEADERS

Batting	
Hits	Carter Young (21)
Doubles	Dominic Keegan (7)
Triples	Dominic Keegan/Carter Young (2)
HR	Three players (4)
RBI's	Dominic Keegan (15)
Runs	Carter Young (18)
SB	Enrique Bradfield Jr. (13)
BB	Enrique Bradfield Jr./Jayson Gonzalez (11)
AVG	Dominic Keegan (.548)
OBP	Dominic Keegan (.659)
SLG	Dominic Keegan (1.290)

Pitching	
ERA (reliever)	Five players (0.00)
ERA (starter)	Kumar Rocker (0.00)
Wins	Kumar Rocker/Jack Leiter (4)
Saves	Luke Murphy/Ethan Smith (2)
Appearances	Nick Maldonado/Miles Garrett (6)
Starts	Kumar Rocker/Jack Leiter (4)
Innings (reliever)	Sam Hliboki (12.0)
Innings (starter)	Kumar Rocker (23.0)
Strikeouts (reliever)	Sam Hliboki (15)
Strikeouts (starter)	Kumar Rocker (34)

VANDERBILT IN THE NATIONAL RANKINGS						
DATE	BA	NCBWA	CB	USA	D1	PG
Preseason	6	3	2	3	4	6
Feb. 22	3	3	2	3	3	6
March 1	3	2	2	2	2	5
March 8	3	2	2	2	2	4
March 15	3	2	2	2	2	2
March 22						
March 29						
April 5						
April 12						
April 19						
April 26						
May 3						
May 10						
May 17						
May 24						
May 31						
June 7						
June 14						
FINAL						
*For consistency, Vanderbilt uses the D1Baseball.com (D1) poll as its primary ranking.						

PROBABLE PITCHING MATCHUP			
DATE	OPPONENT	VANDERBILT STARTER	OPPOSING STARTER
March 19	South Carolina	RHP Kumar Rocker (4-0, 0.00 ERA)	RHP Thomas Farr (2-0, 1.54 ERA)
March 20	South Carolina	RHP Jack Leiter (4-0, 0.45 ERA)	RHP Brannon Jordan (1-1, 3.50 ERA)
March 21	South Carolina	RHP Thomas Schultz (1-2, 6.00 ERA)	LHP Julian Bosnic (1-1, 3.46 ERA)

SEASON HIGHS AND LOWS

TEAM BATTING

Most runs, game _____ 18, at Oklahoma State - Game 2 (3/13/21)
 Most runs, inning _____ 6, 4x, last 8th inn., at Oklahoma State - Game 2 (3/13/21)
 Most hits, game _____ 16, vs. Illinois-Chicago (3/5/21)
 Most hits, inning _____ 5, 3x, last 8th inn., at Oklahoma State - Game 2 (3/13/21)
 Fewest hits, game _____ 7, vs. Georgia State (2/27/21)
 Most doubles, game _____ 5, 2x, last vs. Illinois-Chicago (3/5/21)
 Most triples, game _____ 2, vs. Wright State - Game 1 (2/22/21)
 Most home runs, game _____ 3, 3x, last at Oklahoma State - Game 2 (3/13/21)
 Most home runs, inning _____ 2, 2x, last 7th inn., vs. Illinois-Chicago (3/5/21)
 Most extra-base hits _____ 8, 2x, last vs. Georgia State - Game 1 (2/28/21)
 Most stolen bases, game _____ 4, vs. Memphis (3/9/21)
 Most walks, game _____ 14, at Oklahoma State - Game 2 (3/13/21)
 Most strikeouts, game _____ 14, at Oklahoma State - Game 2 (3/13/21)
 Most hit by pitch, game _____ 5, vs. Georgia State - Game 1 (2/28/21)
 Most left on base _____ 14, vs. Georgia State - Game 1 (2/28/21)

INDIVIDUAL BATTING

Most hits _____ 3, 8x, last Jayson Gonzalez vs. Memphis (3/9/21)
 Most runs _____ 3, 4x, last Carter Young vs. Illinois-Chicago (3/6/21)
 Most doubles _____ 2, 4x, last Dominic Keegan vs. Illinois-Chicago (3/7/21)
 Most triples _____ 1, 6x, last Jayson Gonzalez vs. Memphis (3/9/21)
 Most home runs _____ 2, 2x, last Isaiah Thomas at Oklahoma State (3/14/21)
 Most extra-base hits _____ 3, 3x, last Maxwell Romero Jr. vs. Georgia State - Game 2 (2/28/21)
 Most total bases _____ 10, Maxwell Romero Jr. vs. Georgia State - Game 2 (2/28/21)
 Most RBIs _____ 7, Maxwell Romero Jr. vs. Georgia State - Game 2 (2/28/21)
 Most stolen bases _____ 3, Enrique Bradfield Jr. vs. Memphis (3/9/21)
 Most walks _____ 3, CJ Rodriguez vs. Memphis (3/9/21)
 Most strikeouts _____ 3, CJ Rodriguez vs. Wright State - Game 1 (2/22/21)
 Longest hitting streak _____ 14 games, Carter Young (2/22-3/14/21)

TEAM PITCHING

Most walks _____ 7, 2x, last vs. Georgia State - Game 2 (2/28/21)
 Fewest walks _____ 1, 3x, last at Oklahoma State - Game 1 (3/13/21)
 Most runs allowed, game _____ 10, at Oklahoma State (3/14/21)
 Most runs allowed, inning _____ 6, 2nd inn., at Oklahoma State (3/14/21)
 Most hits allowed, game _____ 12, at Oklahoma State (3/14/21)
 Most hits allowed, inning _____ 6, 2nd inn., at Oklahoma State (3/14/21)
 Fewest hits allowed, game _____ 2, 3x, last at Oklahoma State (3/13/21)
 Most home runs allowed, game _____ 4, at Oklahoma State (3/14/21)
 Most consecutive scoreless inn. _____ 15.2 innings, 3/13/21

INDIVIDUAL PITCHING

Most innings pitched, starter _____ 8.0, Kumar Rocker at Oklahoma State - Game 1 (3/13/21)
 Fewest innings pitched, starter _____ 1.2, Thomas Schultz at Oklahoma State (3/14/21)
 Most innings pitched, reliever _____ 3.1, Patrick Reilly vs. Memphis (3/9/21)
 Most strikeouts, starter _____ 11, 2x, last Jack Leiter vs. Illinois-Chicago (3/7/21)
 Most strikeouts, reliever _____ 5, Chris McElvain vs. Wright State - Game 1 (2/22/21)
 Most walks allowed _____ 4, Jack Leiter vs. Georgia State - Game 2 (2/28/21)
 Most runs allowed _____ 6, Thomas Schultz at Oklahoma State (3/14/21)
 Most earned runs allowed _____ 6, Thomas Schultz at Oklahoma State (3/14/21)
 Most hits allowed _____ 6, Thomas Schultz at Oklahoma State (3/14/21)
 Fewest hits allowed, CG _____ N/A
 Most home runs allowed _____ 2, 3x, last Patrick Reilly at Oklahoma State (3/14/21)
 Most pitches thrown _____ 103, Kumar Rocker at Oklahoma State - Game 1 (3/13/21)

MISCELLANEOUS TEAM

Longest winning streak _____ 9 games, 2/27-3/13/21
 Longest losing streak _____ N/A
 Most games over .500 _____ 11 games, 2x, last, 3/16/21
 Most games under .500 _____
 Longest game, innings _____ 9 inn., last vs. Western Kentucky (2/24/21)
 Longest game, time _____ 3:28 vs. Georgia State - Game 1 (2/28/21)
 Shortest game, time _____ 2:24 vs. vs. Illinois-Chicago (3/6/21)
 Largest crowd, Hawkins Field _____ 474, vs. Illinois-Chicago (3/6/21)
 Smallest crowd, Hawkins Field _____ 140, vs. Western Kentucky (2/24/21)
 Largest crowd, road _____ 3,480, at Oklahoma State - Game 2 (3/13/21)
 Smallest crowd, road _____ 3,290, at Oklahoma State (3/14/21)
 Largest winning margin _____ 15 runs, vs. Illinois-Chicago (3/5/21)
 Largest losing margin _____ 4 runs, at Oklahoma State (3/14/21)
 Largest deficit overcome to win _____ 1 run, vs. Illinois-Chicago (3/6/21)
 Largest lead relinquished to lose _____ N/A
 Most double plays turned _____ 3, 2x, last vs. Georgia State - Game 1 (2/28/21)
 Most double plays turned by opponent _____ 2, 4x, last Memphis (3/9/21)
 Most errors _____ 2, 4x, last at Oklahoma State (3/14/21)
 Most errors by an opponent _____ 3, Georgia State - Game 2 (2/28/21)
 Most stolen bases by an opponent _____ 2, Georgia State (2/26/21)

HOME RUN NOTES

HOMERS AT HOME: 17

HOMERS ON THE ROAD: 6

SOLO HOMERS: 14

2-RUN HOMERS: 3

3-RUN HOMERS: 4

GRAND SLAMS: 2

2-HOME RUN GAMES BY VANDERBILT (1 IN 2021)

Last: Maxwell Romero Jr., 2/28/21 vs. Georgia State - Game 2

3-HOME RUN GAMES BY VANDERBILT (0 IN 2021)

Last: Connor Kaiser, 6/3/18 at Clemson

PINCH-HIT HOME RUNS BY VANDERBILT (0 IN 2021)

Last: Walker Grisanti, 4/5/19 at Georgia

GRAND SLAMS BY VANDERBILT (1 IN 2021)

Last: Dominic Keegan, 2/28/21 vs. Georgia State - Game 2

FIRST-INNING LEADOFF HOME RUNS BY VANDERBILT (1 IN 2021)

Last: Cooper Davis, 3/9/21, vs. Memphis

WALK-OFF HOME RUNS (0 IN 2021)

Last: JJ Bleday, 6/9/18 vs. Mississippi State, 11th inning

INSIDE-THE-PARK HOME RUNS BY VANDERBILT (0 IN 2021)

Last: Will Toffey, 3/22/17 vs. Belmont

BACK-TO-BACK HOME RUNS BY VANDERBILT (1 IN 2021)

Last: Carter Young, Dominic Keegan, 3/5/21 vs. Illinois-Chicago, 7th inning

STUDENT-ATHLETE NOTES (BATTING)

51 ★ Enrique Bradfield Jr., OF										L/L		6-1		160 lbs.		Fr.		Hialeah, Fla.						
Year	avg	gp-gs	ab	r	h	2b	3b	hr	rbi	tb	slg%	bb	hbp	so	gdp	obp%	sf	sh	sb-att	po	a	e	fld%	
2021	.326	15-15	46	13	15	1	0	0	8	16	.348	11	3	10	1	.483	0	2	13-13	20	0	0	1.000	
TOTAL	.326	15-15	46	13	15	1	0	0	8	16	.348	11	3	10	1	.483	0	2	13-13	20	0	0	1.000	

- ★ A perfect 13-for-13 on stolen base attempts to lead the team
- ★ Florida's fourth-best outfielder and 11th-rated overall prospect
- ★ .367 average, one home run, 10 RBI, five stolen bases and nine runs scored across shortened senior season
- ★ 2018 First Team All-America
- ★ Led American Heritage to back-to-back 6A District Championships in 2018 and 2019
- ★ Father was a member of the baseball team at St. Thomas University (1989-93)
- ★ Enjoys watching UFC and playing video games

16 ★ Jack Bulger, UTL					R/R				6-0		210 lbs.		Fr.		Bowie, Md.									
Year	avg	gp-gs	ab	r	h	2b	3b	hr	rbi	tb	slg%	bb	hbp	so	gdp	obp%	sf	sh	sb-att	po	a	e	fld%	
2021	.244	13-11	41	8	10	1	0	1	7	14	.341	10	0	6	4	.385	1	1	0-0	4	0	0	1.000	
TOTAL	.244	13-11	41	8	10	1	0	1	7	14	.341	10	0	6	4	.385	1	1	0-0	4	0	0	1.000	

- ★ Nation's fourth-ranked catcher by Perfect Game
- ★ Maryland's top-ranked catcher and player in the state
- ★ Two-time Gatorade State Player of the Year in Maryland
- ★ 2019 Perfect Game All-American Classic participant
- ★ Member of 18U USA National Team
- ★ .545 average, five home runs and 25 stolen bases as a junior
- ★ Enjoys fishing

39 ★ Gavin Casas, IF			L/R							6-3		225 lbs.		Fr.		Pembroke Pines, Fla.							
Year	avg	gp-gs	ab	r	h	2b	3b	hr	rbi	tb	slg%	bb	hbp	so	gdp	obp%	sf	sh	sb-att	po	a	e	fld%
2021	.250	6-0	8	1	2	1	0	0	1	3	.375	0	0	2	0	.250	0	0	0-0	11	0	1	.917
TOTAL	.250	6-0	8	1	2	1	0	0	1	3	.375	0	0	2	0	.250	0	0	0-0	11	0	1	.917

- ★ Nation's fifth-ranked first baseman by Perfect Game
- ★ Florida's top-ranked first baseman and 45th-rated overall prospect
- ★ .500 average, five doubles, three home runs and eight RBI across shortened senior season
- ★ 13 doubles and four round-trippers as a junior at American Heritage
- ★ Two-time First Team All-America
- ★ Brother, Triston Casas, was drafted in the first round of the 2018 MLB Draft by the Boston Red Sox
- ★ Enjoys cooking

3 ★ Cooper Davis, OF						L/R			5-10		190 lbs.			Sr.			Mississauga, Ontario							
Year	avg	gp-gs	ab	r	h	2b	3b	hr	rbi	tb	slg%	bb	hbp	so	gdp	obp%	sf	sh	sb-att	po	a	e	fld%	
2018	.182	9-3	11	3	2	0	0	0	4	2	.182	2	0	1	0	.286	1	0	1-1	3	0	0	1.000	
2019	.331	35-31	121	40	7	2	0	0	19	51	.421	23	1	19	4	.441	0	5	6-7	53	1	0	1.000	
2020	.348	18-17	69	14	24	2	2	0	5	30	.435	7	1	10	0	.416	0	2	5-5	29	1	2	.938	
2021	.229	9-9	35	5	8	0	0	1	5	11	.314	6	0	5	0	.341	0	0	1-2	6	0	0	1.000	
TOTAL	.314	71-60	236	48	74	9	4	1	33	94	.398	38	2	35	4	.412	1	7	13-15	91	2	2	.979	

- ★ Launched his first career home run with a solo shot against Memphis (March 9)
- ★ Reached base in 16 of 18 games in 2020
- ★ Team-high 24 hits and two triples
- ★ 14-game reached-base streak and nine-game hitting streak to open last season
- ★ Canadian Junior National U18 Team member in 2015, 2016 and 2017
- ★ 2016 Canadian National U15 Championship MVP
- ★ 25th-round draft pick of the Toronto Blue Jays in the 2017 MLB draft
- ★ Sociology major

STUDENT-ATHLETE NOTES (BATTING)

18 ★ Will Duff, UTL						R/R				5-11		190 lbs.		So.		Springfield, Mo.							
Year	avg	gp-gs	ab	r	h	2b	3b	hr	rbi	tb	slg%	bb	hbp	so	gdp	obp%	sf	sh	sb-att	po	a	e	fld%
2020	.267	10-2	15	2	4	1	0	0	3	5	.333	1	1	5	0	.333	1	1	1-1	1	1	0	1.000
2021	.500	3-0	2	2	1	0	0	0	0	1	.500	0	1	0	0	.667	0	0	0-0	0	0	0	.000
TOTAL	.294	13-2	17	4	5	1	0	0	3	6	.353	1	2	5	0	.381	1	1	1-1	1	1	0	1.000

- ★ Appeared in 10 games and made two starts in 2020
- ★ Recorded two multi-hit games, coming against Illinois-Chicago (Feb. 23) and Hawaii (March 1)
- ★ 2019 ABCA/Rawlings All-America third team
- ★ Batted .451 with a 1.680 OPS as a senior at Springfield Catholic
- ★ National Honor Society member who graduated top 10 in his class

45 ★ Alan Espinal, C						R/R				6-0		190 lbs.		Fr.		Viera, Fla.							
Year	avg	gp-gs	ab	r	h	2b	3b	hr	rbi	tb	slg%	bb	hbp	so	gdp	obp%	sf	sh	sb-att	po	a	e	fld%
2021	.000	4-0	3	0	0	0	0	0	0	0	.000	0	0	1	0	.000	0	0	0-0	8	0	0	1.000
TOTAL	.000	4-0	3	0	0	0	0	0	0	0	.000	0	0	1	0	.000	0	0	0-0	8	0	0	1.000

- ★ Florida's eighth-ranked catcher and 61st-rated overall prospect
- ★ .380 average, six doubles, two triples 12 RBI across his shortened senior campaign
- ★ Two-time all-conference honoree at Viera High School
- ★ Other brother, Dilan, is a member of the baseball team at Alabama State University
- ★ Enjoys playing volleyball

99 ★ Jayson Gonzalez, IF										R/R		6-2		220 lbs.		Sr.		Covina, Calif.									
Year	avg	gp-gs	ab	r	h	2b	3b	hr	rbi	tb	slg%	bb	hbp	so	gdp	obp%	sf	sh	sb-att	po	a	e	fld%				
2018	.225	44-39	138	21	31	3	0	5	28	49	.355	11	1	56	4	.287	0	0	1-1	13	51	9	.877				
2019	.357	25-13	56	14	20	2	0	1	10	25	.446	11	1	21	1	.471	0	0	2-2	8	21	5	.853				
2021	.372	14-14	43	10	16	1	1	2	14	25	.581	11	2	9	0	.509	1	0	0-0	6	13	3	.864				
TOTAL	.283	83-6	237	45	67	6	1	8	52	99	.418	33	4	86	5	.378	1	0	3-3	27	85	17	.868				

- ★ Made 25 appearances and 13 starts at third base as a sophomore
- ★ Team-high .357 average among reserves with 50-plus at-bats in 2019
- ★ Totaled 25 bases in 25 games while posting a .471 on-base percentage with 11 walks
- ★ 39 starts in 44 appearances, batting .225 with 28 RBI and 21 runs as a freshman
- ★ SEC Freshman of the Week after hitting .364 with five RBI (March 12, 2018)
- ★ Sister, Lexi Gonzalez, played softball at Cal-State Fullerton and Puerto Rican National Team
- ★ Human and organizational development major

21 ★ Calvin Hewett, OF						R/L				6-3		205 lbs.		Fr.		Greenland, N.H.							
Year	avg	gp-gs	ab	r	h	2b	3b	hr	rbi	tb	slg%	bb	hbp	so	gdp	obp%	sf	sh	sb-att	po	a	e	fld%
2021	1.000	9-0	2	3	2	2	0	0	3	4	2.000	0	2	0	0	1.000	0	0	0-0	2	0	0	1.000
TOTAL	1.000	9-0	2	3	2	2	0	0	3	4	2.000	0	2	0	0	1.000	0	0	0-0	2	0	0	1.000

- ★ New Hampshire's top-ranked outfielder and second-rated overall prospect
- ★ .331 average, 42 RBI and 59 runs scored across his high school career at Portsmouth
- ★ Led Portsmouth to a state championship twice across his three seasons
- ★ Multi-sport athlete who won three state titles with the basketball team
- ★ Dad competed at Boston College on the swim team

11 ★ Matt Hogan, OF					L/R					6-0		195 lbs.		Jr.		Melville, N.Y.									
Year	avg	gp-gs	ab	r	h	2b	3b	hr	rbi	tb	slg%	bb	hbp	so	gdp	obp%	sf	sh	sb-att	po	a	e	fld%		
2019	.000	4-0	4	1	0	0	0	0	0	0	.000	1	0	2	0	.200	0	0	0-0	0	0	0	.000		
2020	.000	6-0	2	0	0	0	0	0	0	0	.000	0	0	2	0	.000	0	0	0-0	2	0	1	.667		
2021	.250	4-0	4	3	1	0	0	0	1	1	.250	0	0	1	0	.250	0	0	0-0	1	0	0	1.000		
TOTAL	.100	14-0	10	4	1	0	0	0	1	1	.100	1	0	5	0	.182	0	0	0-0	3	0	1	.750		

- ★ Made six appearances off the bench in 2020
- ★ Made four appearances as a freshman, appearing in the outfield in three of his four games
- ★ Scored his first career run in a pinch-hit opportunity against Davidson (March 5)
- ★ Three-year captain at Half Hollow Hills East
- ★ Communication studies major

STUDENT-ATHLETE NOTES (BATTING)

34 ★ Spencer Jones, UTL										L/L		6-7		225 lbs.		So.		Encitas, Calif.									
Year	avg	gp-gs	ab	r	h	2b	3b	hr	rbi	tb	slg%	bb	hbp	so	gdp	obp%	sf	sh	sb-att	po	a	e	fld%				
2020	.206	14-8	34	8	7	4	0	0	3	11	.324	4	3	7	0	.333	1	0	1-1	31	0	3	.912				
2021	.182	3-2	11	2	2	1	0	0	0	3	.273	0	0	3	1	.182	0	0	0-0	0	0	0	.000				
TOTAL	.200	17-10	45	10	9	5	0	0	3	14	.311	4	3	10	1	.302	1	0	1-1	31	0	3	.912				

- ★ Second Team Preseason All-America by Baseball America as a utility player
- ★ Appeared in 14 games and made eight starts as a freshman
- ★ Tied for third on the team with four doubles in 2020
- ★ 2018 Under Armour All-American and Perfect Game All-American
- ★ Selected in the 31st round of the 2019 MLB Draft by the Los Angeles Angels
- ★ Maintained a 4.0 GPA in high school

12 ★ Dominic Keegan, UTL										R/R		6-0		210 lbs.		Jr.		Methuen, Mass									
Year	avg	gp-gs	ab	r	h	2b	3b	hr	rbi	tb	slg%	bb	hbp	so	gdp	obp%	sf	sh	sb-att	po	a	e	fld%				
2019	.227	15-0	22	3	5	1	0	0	1	6	.273	2	1	6	0	.320	0	0	0-0	12	3	0	1.000				
2020	.242	9-8	33	3	8	2	0	0	4	10	.303	2	2	10	1	.324	0	0	0-0	52	5	1	.983				
2021	.548	10-10	31	13	17	7	2	4	15	40	1.290	9	1	6	1	.659	0	0	0-0	61	4	1	.985				
TOTAL	.349	34-18	86	19	30	10	2	4	20	56	.651	13	4	22	2	.456	0	0	0-0	125	12	2	.986				

- ★ Named SEC Co-Player of the Week on March 1, 2021
- ★ Team-high three home runs this season
- ★ Launched his first career grand slam in Game 2 of the Sunday doubleheader with Georgia State (Feb. 28)
- ★ Appeared in nine games and made eight starts as a sophomore
- ★ Logged three three-hit games in 2020
- ★ Made 15 appearances as a freshman, including seven at catcher and five at designated hitter
- ★ Perfect Game's top catcher in Massachusetts out of high school
- ★ Communication studies major

6 ★ Tate Kolwyck, IF						R/R			5-11		195 lbs.			Jr.			Memphis, Tenn							
Year	avg	gp-gs	ab	r	h	2b	3b	hr	rbi	tb	slg%	bb	hbp	so	gdp	obp%	sf	sh	sb-att	po	a	e	fld%	
2019	.667	4-0	3	1	2	2	0	0	1	4	1.333	1	0	0	0	.750	0	0	0-0	1	2	0	1.000	
2020	.174	11-6	23	2	4	2	0	1	4	9	.391	3	1	8	0	.296	0	0	0-0	8	0	0	1.000	
2021	.245	15-15	53	12	13	5	1	3	13	29	.547	10	0	13	1	.359	1	0	0-0	21	31	0	1.000	
TOTAL	.241	30-21	79	15	19	9	1	4	18	42	.532	14	1	21	1	.358	1	0	0-0	30	33	0	1.000	

- ★ Launched his first home run of the season in Game 1 of the Sunday doubleheader with Georgia State (Feb. 28)
- ★ Tied for third on the team in RBI with 13
- ★ 11 appearances and six starts as a sophomore
- ★ First career home run on first pitch vs. Southern California (March 7, 2020)
- ★ Played four games at second base as a freshman
- ★ School-record 10,213 yards passing as a prep quarterback at Arlington HS
- ★ All-state first team in both baseball and football

19 ★ Troy LaNeve, OF										L/R		6-0		210 lbs.		So.		Pittsburgh, Pa.									
Year	avg	gp-gs	ab	r	h	2b	3b	hr	rbi	tb	slg%	bb	hbp	so	gdp	obp%	sf	sh	sb-att	po	a	e	fld%				
2020	.000	2-0	1	0	0	0	0	0	0	0	.000	0	1	1	0	.500	0	0	0-0	4	0	0	1.000				
2021	.400	6-0	5	2	2	1	0	1	5	6	1.200	0	0	1	0	.400	0	0	0-0	1	0	0	1.000				
TOTAL	.333	8-0	6	2	2	1	0	1	5	6	1.000	0	1	2	0	.429	0	0	0-0	5	0	0	1.000				

- ★ Launched his first career home run in the second game of the doubleheader with Oklahoma State (March 13) with a three-run shot
- ★ As a senior at Pine Richland, batted .378 with 28 RBI, 11 doubles, five triples and three home runs
- ★ Two-time all-state honoree
- ★ 2018 Gatorade Player of the Year finalist
- ★ Brother, Zac LaNeve, played collegiate baseball at four institutions including North Carolina

STUDENT-ATHLETE NOTES (BATTING)

10 ★ T.J. McKenzie, OF R/R 6-1 180 lbs. So. Loxahatchee, Fla.

Year	avg	gp-gs	ab	r	h	2b	3b	hr	rbi	tb	slg%	bb	hbp	so	gdp	obp%	sf	sh	sb-att	po	a	e	fld%
2020	.000	8-0	1	1	0	0	0	0	0	0	.000	0	1	0	0	.500	0	0	0-0	0	0	0	.000
2021	.000	3-0	1	0	0	0	0	0	0	0	.000	0	1	1	0	.500	0	0	0-0	0	0	0	.000
TOTAL	.000	11-0	2	1	0	0	0	0	0	0	.000	0	2	1	0	.500	0	0	0-0	0	0	0	.000

- ★ Appeared in eight games off the bench as a freshman
- ★ Scored first career run as a pinch runner vs. Hawaii (March 1, 2020)
- ★ Selected in the 39th round of the 2019 MLB Draft by the St. Louis Cardinals
- ★ Two-time regional champion at the Benjamin School
- ★ Brother, Triston, is a pitcher for the Cleveland Indians

36 ★ Grayson Moore, OF/RHP S/R 6-3 190 lbs. Fr. Longwood, Fla.

Year	avg	gp-gs	ab	r	h	2b	3b	hr	rbi	tb	slg%	bb	hbp	so	gdp	obp%	sf	sh	sb-att	po	a	e	fld%
2021	--	--	--	--	--	--	--	--	--	--	--	--	--	--	--	--	--	--	--	--	--	--	--
TOTAL	--	--	--	--	--	--	--	--	--	--	--	--	--	--	--	--	--	--	--	--	--	--	--

- ★ Nation's 19th-ranked outfielder by Perfect Game
- ★ Florida's seventh-best outfielder and 23rd overall prospect
- ★ 1.50 ERA across 17.2 innings during his shortened senior season at Lake Mary
- ★ Led Lake Mary to a conference championship and District 9A championship in 2018
- ★ Enjoys fishing, Bible study, golf and basketball

25 ★ Parker Noland, IF L/R 6-1 200 lbs. So. Knoxville, Tenn.

Year	avg	gp-gs	ab	r	h	2b	3b	hr	rbi	tb	slg%	bb	hbp	so	gdp	obp%	sf	sh	sb-att	po	a	e	fld%
2020	.259	17-14	58	8	15	3	0	0	11	18	.310	7	0	14	2	.324	3	2	2-2	8	25	1	.971
2021	.345	15-15	55	11	19	4	0	1	13	26	.473	9	0	13	0	.431	1	0	3-3	35	4	2	.951
TOTAL	.301	32-29	113	19	34	7	0	1	24	44	.389	16	0	27	2	.376	4	2	5-5	43	29	3	.960

- ★ Launched his first career home run in Game 1 of the Sunday doubleheader with Georgia State, including a career-high four RBI
- ★ Appeared in 17 games and made 14 starts in 2020
- ★ Ranked second among Commodore freshmen with 15 hits last season
- ★ Recorded an RBI in five of his first six collegiate games
- ★ 2019 Mr. Baseball (Tennessee) finalist
- ★ Posted career .481 average and .532 on-base percentage at Farragut HS
- ★ Selected in the 31st round of the 2019 MLB Draft by the Miami Marlins

20 ★ Jack O'Dowd, IF L/R 6-2 195 lbs. Fr. Nashville, Tenn.

Year	avg	gp-gs	ab	r	h	2b	3b	hr	rbi	tb	slg%	bb	hbp	so	gdp	obp%	sf	sh	sb-att	po	a	e	fld%
2021	.333	6-0	6	3	2	2	0	0	2	4	.667	1	0	3	0	.429	0	0	0-0	0	1	0	1.000
TOTAL	.333	6-0	6	3	2	2	0	0	2	4	.667	1	0	3	0	.429	0	0	0-0	0	1	0	1.000

- ★ Tennessee's top-ranked shortstop and fourth-rated overall prospect
- ★ 2019 Perfect Game All-American Classic participant
- ★ .400 average, 14 doubles, four home runs, 20 RBI and 30 runs scored his junior season at Lipscomb Academy
- ★ Brother, Chris, played for the San Diego Padres, Colorado Rockies, Atlanta Braves and Chicago White Sox (2012-18)
- ★ Son of Dan O'Dowd, former MLB general manager and current MLB Network analyst
- ★ Enjoys golf, tennis, basketball, fishing and skiing

17 ★ C.J. Pittaro, UTL L/R 6-1 195 lbs. Fr. Hamilton, N.J.

Year	avg	gp-gs	ab	r	h	2b	3b	hr	rbi	tb	slg%	bb	hbp	so	gdp	obp%	sf	sh	sb-att	po	a	e	fld%
2021	.333	3-0	3	0	1	0	0	0	3	1	.333	0	0	0	0	.333	0	0	0-0	0	1	0	1.000
TOTAL	.333	3-0	3	0	1	0	0	0	3	1	.333	0	0	0	0	.333	0	0	0-0	0	1	0	1.000

- ★ New Jersey's second-best shortstop and sixth-rated overall prospect
- ★ .347 average, 52 RBI across high school career
- ★ Led Hamilton HS to a CVC Conference Championship in 2017
- ★ Sister, Giana is a member of the Yale women's soccer team
- ★ Dad, Chris Pittaro, played in the MLB for the Detroit Tigers and Minnesota Twins (1985-87)
- ★ Mom, Lisa Pittaro, was a member of the United States Women's National Soccer Team
- ★ Enjoys playing golf

STUDENT-ATHLETE NOTES (BATTING)

5 ★ CJ Rodriguez, C					R/R				5-10		200 lbs.		So.		Newport Beach, Calif.									
Year	avg	gp-gs	ab	r	h	2b	3b	hr	rbi	tb	slg%	bb	hbp	so	gdp	obp%	sf	sh	sb-att	po	a	e	fld%	
2020	.289	12-12	45	5	13	3	0	0	8	16	.356	5	2	3	2	.370	2	0	0-0	130	8	0	1.000	
2021	.259	11-8	27	5	7	1	0	0	4	8	.296	9	2	6	1	.474	0	0	0-0	103	6	0	1.000	
TOTAL	.278	23-20	72	10	20	4	0	0	12	24	.333	14	4	9	3	.413	2	0	0-0	233	14	0	1.000	

- ★ 12 starts as a freshman
- ★ Second-fewest strikeouts among starters (3) in 2020
- ★ Four multi-hit games and three multi-RBI games last season
- ★ .350 average, 40 RBI, 13 doubles two triples and a home run as a senior
- ★ Lettered four years in baseball at Mater Dei

55 ★ Maxwell Romero Jr., C				L/R				6-1		230 lbs.		So.		Miramar, Fla.									
Year	avg	gp-gs	ab	r	h	2b	3b	hr	rbi	tb	slg%	bb	hbp	so	gdp	obp%	sf	sh	sb-att	po	a	e	fld%
2021	.286	7-7	21	6	6	2	0	2	9	14	.667	6	1	9	1	.464	0	0	0-0	73	4	0	1.000
TOTAL	.286	7-7	21	6	6	2	0	2	9	14	.667	6	1	9	1	.464	0	0	0-0	73	4	0	1.000

- ★ Belted two home runs in Game 2 of the Sunday doubleheader with Georgia State (Feb. 28), finishing with seven RBI
- ★ Did not make an appearance as a freshman in 2020
- ★ 7A Region Player of the Year
- ★ Four-time 7A-15 region champion at Pembroke Pines Charter
- ★ Selected in the 38th round of the 2019 MLB Draft by the Cincinnati Reds

8 ★ Isaiah Thomas, OF						R/R			6-3		210 lbs.			Jr.		Palm Beach Gardens, Fla.									
Year	avg	gp-gs	ab	r	h	2b	3b	hr	rbi	tb	slg%	bb	hbp	so	gdp	obp%	sf	sh	sb-att	po	a	e	fld%		
2019	.368	21-6	38	9	14	3	0	3	10	26	.684	1	2	12	0	.405	1	0	1-1	25	0	0	1.000		
2020	.258	16-16	62	12	16	5	0	4	13	33	.532	3	2	12	1	.313	0	1	3-3	28	1	0	1.000		
2021	.321	15-14	56	12	18	4	1	4	10	36	.643	4	4	21	1	.406	0	0	3-3	22	1	0	1.000		
TOTAL	.308	52-36	156	33	48	12	1	11	33	95	.609	8	8	45	2	.370	1	1	7-7	75	2	0	1.000		

- ★ Third Team Preseason All-America by Baseball America as an outfielder
- ★ 16 games started in right field in 2020, with at least one hit in 12 of those contests
- ★ Team-leader with four home runs, including two vs. Hawaii (March 1)
- ★ Tied for the team lead with 13 RBI
- ★ Nine-game hitting streak to open last season
- ★ Selected in the 39th round of the 2018 MLB Draft by Colorado Rockies

2 ★ Javier Vaz, IF					L/R					5-9		151 lbs.		Jr.		Huntsville, Ala.									
Year	avg	gp-gs	ab	r	h	2b	3b	hr	rbi	tb	slg%	bb	hbp	so	gdp	obp%	sf	sh	sb-att	po	a	e	fld%		
2021	1.000	4-0	3	1	2	0	0	0	0	2	.667	1	0	0	0	.750	0	0	0-0	4	4	1	.889		
TOTAL	1.000	4-0	3	1	2	0	0	0	0	2	.667	1	0	0	0	.750	0	0	0-0	4	4	1	.889		

- ★ Attended LSU-Eunice Junior College
- ★ .365 average with two home runs, 13 RBI and 23 stolen bases as sophomore at LSUE
- ★ Led the Bengals to a 51-8 record in 2019, including an appearance in the Regiono 23 Championship
- ★ Prepped at Huntsville HS (Huntsville, Ala.)
- ★ Father, Roberto Vaz, was a member of the Alabama baseball team (1996-97)
- ★ Enjoys watching sports and playing video games

9 ★ Carter Young, IF										S/R		6-0		180 lbs.		So.		Selah, Wash.									
Year	avg	gp-gs	ab	r	h	2b	3b	hr	rbi	tb	slg%	bb	hbp	so	gdp	obp%	sf	sh	sb-att	po	a	e	fld%				
2020	.328	18-18	61	10	20	3	0	0	12	23	.377	4	1	17	0	.373	1	1	1-1	20	30	2	.962				
2021	.356	15-15	59	18	21	5	2	4	13	42	.712	8	2	15	0	.431	3	1	2-2	20	40	3	.952				
TOTAL	.342	33-33	120	28	41	8	2	4	25	65	.542	12	3	32	0	.403	4	2	3-3	40	70	5	.957				

- ★ Logged home runs in back-to-back games twice this season, most recently against Illinois-Chicago (March 5-6)
- ★ Team-leader in runs scored (18)
- ★ One of two Commodores to start all 18 games in 2020
- ★ Second on the team in hits (20) and RBI (12) last season
- ★ 2018 Gatorade State Player of the Year in Washington
- ★ Member of USA 18U national team that won gold at WBSC World Cup in Thunder Bay, Ontario
- ★ 2018 Under Armour All-American

STUDENT-ATHLETE NOTES (PITCHING)

30 ★ Nelson Berkwich, LHP L/L 5-11 190 lbs. Fr. Boca Raton, Fla.

Year	era	w-l	app	gs	cg	sho	sv	ip	h	r	er	bb	so	2b	3b	hr	bf	bavg	wp	hbp	bk	sfa	sha
2021	9.00	0-0	1	0	0	0/0	0	1.0	2	1	1	0	0	0	0	0	4	.500	0	0	0	0	0
TOTAL	9.00	0-0	1	0	0	0/0	0	1.0	2	1	1	0	0	0	0	0	4	.500	0	0	0	0	0

- ★ Florida's fifth-ranked southpaw and 37th-rated overall prospect by Perfect Game
- ★ 25-4 career record at American Heritage High School across 212.0 career innings
- ★ 324 career strikeouts at AHS
- ★ 4-0 record in shortened senior season, zero runs allowed
- ★ 2017 USA Baseball Gold Medalist
- ★ Enjoys golfing, jet-skiing and ping pong

46 ★ Gage Bradley, RHP R/R 6-3 190 lbs. Fr. Clarksville, Tenn.

Year	era	w-l	app	gs	cg	sho	sv	ip	h	r	er	bb	so	2b	3b	hr	bf	bavg	wp	hbp	bk	sfa	sha
2021	27.00	0-0	1	0	0	0/0	0	1.0	2	3	3	3	2	0	0	0	9	.400	1	1	0	0	0
TOTAL	27.00	0-0	1	0	0	0/0	0	1.0	2	3	3	3	2	0	0	0	9	.400	1	1	0	0	0

- ★ Tennessee's fourth-ranked right-hander and seventh-rated overall prospect
- ★ 2018 all-state and all-region
- ★ Two-time all-district
- ★ Led Rossview HS to its first-ever state playoff appearance and championship in 2018
- ★ Enjoys fishing, hunting, basketball and football

43 ★ Michael Doolin, RHP L/R 6-4 220 lbs. So. Schererville, Ind.

Year	era	w-l	app	gs	cg	sho	sv	ip	h	r	er	bb	so	2b	3b	hr	bf	bavg	wp	hbp	bk	sfa	sha
2020	0.87	1-0	5	0	0	0/2	1	10.1	6	1	1	4	18	1	0	1	45	.162	0	4	0	0	0
TOTAL	0.87	1-0	5	0	0	0/2	1	10.1	6	1	1	4	18	1	0	1	45	.162	0	4	0	0	0

- ★ Allowed just one run in 10.1 relief innings in 2020
- ★ Posted a 0.87 ERA and a 1-0 record in five appearances as a freshman
- ★ Allowed just one hit in four of five appearances
- ★ Fanned seven batters vs. South Alabama, picking up his first collegiate save (Feb. 19, 2020)
- ★ Struck out five in 2.0 innings vs. Central Arkansas (March 3, 2020)
- ★ 2019 Gatorade State Player of the Year in Indiana

44 ★ Donye Evans, RHP R/R 6-6 220 lbs. Fr. Decatur, Ga.

Year	era	w-l	app	gs	cg	sho	sv	ip	h	r	er	bb	so	2b	3b	hr	bf	bavg	wp	hbp	bk	sfa	sha
2021	9.00	0-0	1	0	0	0/0	0	1.0	2	2	1	0	1	0	0	0	8	.333	0	2	0	0	0
TOTAL	9.00	0-0	1	0	0	0/0	0	1.0	2	2	1	0	1	0	0	0	8	.333	0	2	0	0	0

- ★ Georgia's fifth-best right-hander and 16th-rated overall prospect
- ★ 66 strikeouts across 51.1 innings of work as a junior at Redan HS, notching five wins
- ★ Five wins and 37 strikeouts as a sophomore
- ★ Principal's list honoree as a senior
- ★ Enjoys playing video games, watching football and golfing

32 ★ Hugh Fisher, LHP L/L 6-6 210 lbs. Sr. Eads, Tenn.

Year	era	w-l	app	gs	cg	sho	sv	ip	h	r	er	bb	so	2b	3b	hr	bf	bavg	wp	hbp	bk	sfa	sha
2018	1.93	2-0	8	0	0	0/0	0	9.1	6	5	2	6	8	0	0	0	39	.194	2	2	0	0	0
2019	4.41	2-0	22	0	0	0/2	4	34.2	31	18	17	21	46	5	1	2	164	.231	7	8	0	1	0
2021	0.00	0-0	4	0	0	0/0	0	4.0	0	0	0	1	5	0	0	0	12	.000	0	0	0	0	0
TOTAL	3.56	4-0	34	0	0	0/2	4	48.0	37	23	19	28	59	5	1	2	215	.210	9	10	0	1	0

- ★ Returned to the mound on Feb. 24, 2021 against Western Kentucky after not making an appearance in 2020
- ★ Tied for second on the team in appearances in 2019
- ★ Limited opponents to a .231 average while fanning 46 in 34.2 innings as a sophomore
- ★ Allowed just two extra-base hits in his last 11 outings of the 2019 season
- ★ Made eight relief appearances his freshman campaign, posting a 2-0 record alongside a 1.94 ERA
- ★ Did not allow a run in his first seven collegiate outings
- ★ Human and organizational development major

STUDENT-ATHLETE NOTES (PITCHING)

31 ★ Miles Garrett, RHP R/R 5-10 165 lbs. Fr. Stone Mountain, Ga.

Year	era	w-l	app	gs	cg	sho	sv	ip	h	r	er	bb	so	2b	3b	hr	bf	bavg	wp	hbp	bk	sfa	sha
2021	0.00	1-0	6	0	0	0/1	0	6.0	3	1	0	1	6	0	0	0	24	.136	0	1	0	0	0
TOTAL	0.00	1-0	6	0	0	0/1	0	6.0	3	1	0	1	6	0	0	0	24	.136	0	1	0	0	0

- ★ Picked up his first career win against Georgia State (Feb. 27), helping the Commodores even the series
- ★ Georgia's fourth-best right-hander and ninth-rated overall prospect
- ★ Most Valuable Player of the 2019 Area Code Games
- ★ 14 career wins at Parkview HS, posting a 1.84 ERA and 135 career strikeouts
- ★ Two-time 7A state champion at PHS (2018, 2019)
- ★ Mother, Crystal Garrett, was a member of the Washington State track and field team
- ★ Enjoys playing golf, basketball, swimming, piano and learning Spanish

77 ★ Brett Hansen, LHP L/L 6-4 205 lbs. Fr. Pleasanton, Calif.

Year	era	w-l	app	gs	cg	sho	sv	ip	h	r	er	bb	so	2b	3b	hr	bf	bavg	wp	hbp	bk	sfa	sha
2021	--	--	--	--	--	--	--	--	--	--	--	--	--	--	--	--	--	--	--	--	--	--	--
TOTAL	--	--	--	--	--	--	--	--	--	--	--	--	--	--	--	--	--	--	--	--	--	--	--

- ★ California's top-ranked southpaw and 13th-best overall prospect in the 2018 class
- ★ Two-time East Bay Athletic League MVP
- ★ 2018 California Mr. Baseball nominee
- ★ .500 average, seven doubles, two home runs and 29 RBI as a senior
- ★ 8-1 record with 71 strikeouts in his final season at Foothill, sporting a 1.59 ERA across 57.1 innings pitched
- ★ Father, Matt Hansen, was a member of the BYU men's basketball team (1988)
- ★ Enjoys trying new foods, longboarding, surfing, swimming, hiking and playing the ukulele

40 ★ Sam Hliboki, RHP L/R 6-3 210 lbs. So. Los Angeles, Calif.

Year	era	w-l	app	gs	cg	sho	sv	ip	h	r	er	bb	so	2b	3b	hr	bf	bavg	wp	hbp	bk	sfa	sha
2020	0.00	0-0	5	0	0	0/0	2	15.2	2	0	0	2	16	1	0	0	52	.043	0	2	0	1	1
2021	3.75	0-0	5	1	0	0/0	0	12.0	11	5	5	3	15	2	0	2	51	.239	0	2	0	0	0
TOTAL	1.63	0-0	10	1	0	0/0	2	27.2	13	5	5	5	31	3	0	2	103	.141	0	4	0	1	1

- ★ Made his first career start against Georgia State (Feb. 27)
- ★ Did not allow a run in 15.2 innings as a freshman
- ★ Surrendered just two hits across five appearances
- ★ Posted a 16-2 strikeout-to-walk ratio in 2020
- ★ Earned a team-best two saves last season
- ★ 2019 Daily News Pitcher of the Year
- ★ Four-year varsity record of 23-3 and 13-1 mark in league play

22 ★ Jack Leiter, RHP R/R 6-1 205 lbs. Fr. Summit, N.J.

Year	era	w-l	app	gs	cg	sho	sv	ip	h	r	er	bb	so	2b	3b	hr	bf	bavg	wp	hbp	bk	sfa	sha
2020	1.72	2-0	4	3	0	0/2	0	15.2	5	3	3	8	22	1	0	0	60	.098	3	1	0	0	0
2021	0.45	4-0	4	4	0	0/1	0	20.0	7	2	1	10	33	0	0	0	78	.108	0	3	1	0	0
TOTAL	1.01	6-0	8	7	0	0/3	0	35.2	12	5	4	18	55	1	0	0	138	.103	3	4	1	0	0

- ★ Consensus Preseason All-America by five publications (Collegiate Baseball (1st), Baseball America (1st), D1Baseball (1st), Perfect Game (3rd), NCBWA (1st))
- ★ Preseason All-SEC Second Team
- ★ Made three starts and appeared in four games in 2020
- ★ SEC Co-Freshman of the Week (Feb. 24, 2020)
- ★ Went 2-0 with 22 strikeouts as a freshman
- ★ 2019 Gatorade State Player of the Year in New Jersey
- ★ Father, Al Leiter, pitched 19 seasons in the MLB (1987-2005)

STUDENT-ATHLETE NOTES (PITCHING)

42 ★ Christian Little, RHP R/R 6-4 210 lbs. Fr. St. Louis, Mo.

Year	era	w-l	app	gs	cg	sho	sv	ip	h	r	er	bb	so	2b	3b	hr	bf	bavg	wp	hbp	bk	sfa	sha
2021	4.22	2-0	4	3	0	0/0	0	10.2	10	6	5	5	13	2	0	2	43	.270	1	0	0	1	0
TOTAL	4.22	2-0	4	3	0	0/0	0	10.2	10	6	5	5	13	2	0	2	43	.270	1	0	0	1	0

- ★ Picked up his first career win in the midweek matchup with Western Kentucky (Feb. 24)
- ★ Early enrollee who attended Christian Brothers College
- ★ Missouri's top-ranked overall prospect and right-hander
- ★ 2020 Perfect Game All-American Classic participant
- ★ 2020 Gatorade State Player of the Year in Missouri
- ★ Father, Chris Little, was a member of the Houston Astros organization
- ★ Enjoys playing video games

29 ★ Nick Maldonado, RHP R/R 6-1 205 lbs. So. Short Hills, N.J.

Year	era	w-l	app	gs	cg	sho	sv	ip	h	r	er	bb	so	2b	3b	hr	bf	bavg	wp	hbp	bk	sfa	sha
2020	2.70	0-0	4	0	0	0/0	0	6.2	7	2	2	1	6	2	0	0	27	.269	0	0	0	0	0
2021	0.00	0-0	6	0	0	0/2	1	7.1	3	0	0	2	9	0	0	0	27	.125	0	1	0	0	0
TOTAL	1.29	0-0	10	0	0	0/2	1	14.0	10	2	2	3	15	2	0	0	54	.200	0	1	0	0	0

- ★ Did not permit a run in three of his four appearances in 2020
- ★ Posted five strikeouts vs. Saint Louis (Feb. 26, 2020)
- ★ Went 6-2 with 70 strikeouts in 52 innings his junior season at Seton Hall Prep
- ★ Two-time state champion (2015, 2016) where he was the winning pitcher
- ★ Father, Frank Maldonado, played baseball at Manhattan College
- ★ Sister, Alexa Maldonado, played softball at Notre Dame (2009-12)
- ★ Brother, Frank Maldonado Jr., played baseball at Pittsburgh (2014-18)

35 ★ Chris McElvain, RHP R/R 6-0 205 lbs. So. Thompson Station, Tenn.

Year	era	w-l	app	gs	cg	sho	sv	ip	h	r	er	bb	so	2b	3b	hr	bf	bavg	wp	hbp	bk	sfa	sha
2020	4.82	0-0	6	0	0	0/2	0	9.1	8	5	5	4	7	1	0	0	40	.222	3	0	0	0	0
2021	4.32	0-0	5	0	0	0/1	1	8.1	6	4	4	5	12	1	0	0	37	.207	1	1	0	0	2
TOTAL	4.58	0-0	11	0	0	0/3	1	17.2	14	9	9	9	19	2	0	0	77	.215	4	1	0	0	2

- ★ Made six relief appearances as a freshman
- ★ Did not allow a run in four of his six appearances in 2020
- ★ 0.73 ERA and .422 batting average in four-year varsity career at Summit HS
- ★ 103-11 strikeout-to-walk ratio as a senior
- ★ Helped Summit to a pair of state final fours

36 ★ Grayson Moore, OF/RHP S/R 6-3 190 lbs. Fr. Longwood, Fla.

Year	era	w-l	app	gs	cg	sho	sv	ip	h	r	er	bb	so	2b	3b	hr	bf	bavg	wp	hbp	bk	sfa	sha
2021	0.00	0-0	3	0	0	0/1	0	3.0	1	0	0	4	2	1	0	0	12	.125	0	0	1	0	0
TOTAL	0.00	0-0	3	0	0	0/1	0	3.0	1	0	0	4	2	1	0	0	12	.125	0	0	1	0	0

50 ★ Luke Murphy, RHP R/R 6-5 190 lbs. Jr. Cross Plains, Tenn.

Year	era	w-l	app	gs	cg	sho	sv	ip	h	r	er	bb	so	2b	3b	hr	bf	bavg	wp	hbp	bk	sfa	sha
2020	13.50	0-0	4	0	0	0/0	0	2.0	2	3	3	9	4	0	0	0	18	.250	2	1	0	0	0
2021	0.00	0-0	4	0	0	0/1	2	5.0	1	0	0	1	9	0	0	0	16	.067	0	0	0	0	0
TOTAL	3.86	0-0	8	0	0	0/1	2	7.0	3	3	3	10	13	0	0	0	34	.130	2	1	0	0	0

- ★ Picked up his first career save against Georgia State (Feb. 27), working 2.0 scoreless innings
- ★ Made four relief appearances in 2020
- ★ Recorded at least one strikeout in three of his four outings last season
- ★ Did not make an appearance as a freshman after undergoing Tommy John surgery
- ★ Two-year basketball team captain at East Robertson
- ★ Father, Neil Murphy, played baseball at Austin Peay
- ★ Cousin, Will Clinard, was a three-time letter winner for Vanderbilt baseball (2010-12)
- ★ American studies major

STUDENT-ATHLETE NOTES (PITCHING)

33 ★ Hunter Owen, LHP										R/L	6-6	240 lbs.	Fr.	South Portland, Maine									
Year	era	w-l	app	gs	cg	sho	sv	ip	h	r	er	bb	so	2b	3b	hr	bf	bavg	wp	hbp	bk	sfa	sha
2021	4.15	0-0	3	0	0	0/0	0	4.1	2	2	2	4	5	1	0	0	19	.143	1	1	0	0	0
TOTAL	4.15	0-0	3	0	0	0/0	0	4.1	2	2	2	4	5	1	0	0	19	.143	1	1	0	0	0

- ★ Maine's top-ranked overall player and southpaw
- ★ 2019 Gatorade State Player of the Year in Maine
- ★ Two-time Southwestern Maine Activities Association (SWAA) Pitcher of the Year
- ★ 5-0 record as a junior with 76 strikeouts, while notching a 0.17 ERA across 40 innings
- ★ Multi-sport athlete who competed in football for two years and basketball for four

88 ★ Patrick Reilly, RHP										R/R	6-3	210 lbs.	Fr.	Sea Girt, N.J.									
Year	era	w-l	app	gs	cg	sho	sv	ip	h	r	er	bb	so	2b	3b	hr	bf	bavg	wp	hbp	bk	sfa	sha
2021	2.89	1-0	5	0	0	0/1	0	9.1	7	3	3	2	12	1	0	2	38	.194	2	0	0	0	0
TOTAL	2.89	1-0	5	0	0	0/1	0	9.1	7	3	3	2	12	1	0	2	38	.194	2	0	0	0	0

- ★ New Jersey's top-ranked right-hander and second-rated overall prospect
- ★ 7-0 record with a 0.67 ERA and 67 strikeouts across 42.0 innings pitched as a junior
- ★ Led Christian Brothers Academy to the 2019 Monmouth County Championship
- ★ Father, Mike Reilly, was a member of the Villanova football team (1986-1990)
- ★ Enjoys playing golf

80 ★ Kumar Rocker, RHP										R/R	6-5	245 lbs.	Jr.	Athens, Ga.									
Year	era	w-l	app	gs	cg	sho	sv	ip	h	r	er	bb	so	2b	3b	hr	bf	bavg	wp	hbp	bk	sfa	sha
2019	3.25	12-5	19	16	1	1/0	0	99.2	88	40	36	21	114	18	2	2	414	.233	7	7	5	3	6
2020	1.80	2-1	3	3	0	0/0	0	15.0	6	5	3	8	28	2	0	0	63	.118	2	3	0	0	1
2021	0.00	4-0	4	4	0	0/1	0	23.0	8	1	0	8	34	5	0	0	84	.108	1	1	2	0	1
TOTAL	2.55	18-6	26	23	1	1/1	0	137.2	102	46	39	37	176	25	2	2	561	.203	10	11	7	3	8

- ★ Named SEC Pitcher of the Week on March 15, 2021
- ★ Consensus Preseason All-America by five publications (Collegiate Baseball (1st), Baseball America (1st), D1Baseball (1st) , Perfect Game (3rd))
- ★ Preseason All-SEC first team
- ★ Team-best 28 strikeouts across 15.0 innings in 2020
- ★ D1.Baseball.com and Baseball America Freshman of the Year in 2019
- ★ 2019 College World Series Most Outstanding Player
- ★ The Tennessean 2019 Sportsperson of the Year
- ★ Father, Tracy Rocker, played four years for the Washington Redskins and currently coaches for the Philadelphia Eagles

66 ★ Thomas Schultz, RHP										R/R	6-6	225 lbs.	So.	Mount Carmel, Pa.									
Year	era	w-l	app	gs	cg	sho	sv	ip	h	r	er	bb	so	2b	3b	hr	bf	bavg	wp	hbp	bk	sfa	sha
2020	0.66	0-1	4	1	0	0/1	1	13.2	9	1	1	3	17	2	0	0	53	.184	1	0	0	0	1
2021	6.00	1-2	4	3	0	0/2	0	12.0	12	8	8	2	16	4	0	2	52	.261	1	2	0	1	1
TOTAL	3.16	1-3	8	4	0	0/3	1	25.2	21	9	9	5	33	6	0	2	105	.221	2	2	0	1	2

- ★ Posted a 0.66 ERA and a .184 opponent batting average in 2020
- ★ Appeared in four games and made one start as a freshman
- ★ Allowed just one run in 13.2 innings of work
- ★ Four-year letter winner in basketball at Our Lady of Lourdes Regional
- ★ Set school and area scoring record in basketball with 2,355 points
- ★ Sister, Rachel Schultz, played basketball at Elizabethtown College (2014-16)

STUDENT-ATHLETE NOTES (PITCHING)

27 ★ Ethan Smith, RHP										R/R	6-2	205 lbs.	Jr.	Mt. Juliet, Tenn.									
Year	era	w-l	app	gs	cg	sho	sv	ip	h	r	er	bb	so	2b	3b	hr	bf	bavg	wp	hbp	bk	sfa	sha
2019	3.27	4-0	17	0	0	0/2	0	33.0	17	13	12	17	47	5	1	1	137	.150	4	5	1	1	1
2020	1.42	3-0	5	4	0	0/1	0	19.0	12	4	3	9	23	3	0	0	78	.182	3	1	0	0	2
2021	4.50	0-0	4	0	0	0/1	2	6.0	6	3	3	1	10	3	0	1	25	.250	0	0	0	0	0
TOTAL	2.79	7-0	26	4	0	0/4	2	58.0	35	20	18	27	80	11	1	2	240	.172	7	6	1	1	3

- ★ Posted a 3-0 record and a 1.42 ERA with 23 strikeouts in 2020
- ★ Made four appearances and four starts as a sophomore
- ★ Went 4-0 with a 3.27 ERA in 2019
- ★ Made 17 relief appearances his freshman season, working 33.0 innings
- ★ Brother, Brandon Smith, played baseball at Tennessee Tech
- ★ Human and organizational development major

28 ★ Ryan Stefiuk, LHP										R/L	6-4	210 lbs.	Fr.	Green Bay, Wis.									
Year	era	w-l	app	gs	cg	sho	sv	ip	h	r	er	bb	so	2b	3b	hr	bf	bavg	wp	hbp	bk	sfa	sha
2021	--	--	--	--	--	--	--	--	--	--	--	--	--	--	--	--	--	--	--	--	--	--	--
TOTAL	--	--	--	--	--	--	--	--	--	--	--	--	--	--	--	--	--	--	--	--	--	--	--

- ★ Wisconsin's top-rated southpaw and fourth-best overall prospect
- ★ 0.90 ERA across his high school career
- ★ Led Preble to four-straight state playoff appearances
- ★ Four-year member of the National Honor Society
- ★ Enjoys frofing

The Automated ScoreBook

Individual Game-by-Game for Vanderbilt (as of Mar 17, 2021)

#30 Nelson Berkwich - 1 appearance (All games)

Date	Opponent	GS	IP	H	R	ER	BB	SO	2B	3B	HR	WP	BK	HBP	IBB	Score	W-L	Sv	ERA	NP
Feb 28	GEORGIA STATE-2		1.0	2	1	1	0	0	0	0	0	0	0	0	0	17-6	0-0	0	9.00	17
Totals		0	1.0	2	1	1	0	0	0	0	0	0	0	0	0	17-6	0-0	0	9.00	-

#51 Enrique Bradfield Jr - 15 games (All games)

Date	Opponent	Pos	AB	R	H	RBI	2B	3B	HR	BB	SB	CS	HBP	SAC	SF	GDP	K	PO	A	E	Avg
Feb 22	WRIGHT STATE-1	*of	3	2	2	1	0	0	0	1	1	0	0	0	0	0	0	2	0	0	.667
Feb 22	WRIGHT STATE-2	*of	3	1	1	0	0	0	0	0	0	0	0	0	0	0	1	2	0	0	.500
Feb 24	WESTERN KENTUCK	*of	4	0	2	2	1	0	0	0	0	0	0	0	0	0	1	2	0	0	.500
Feb 26	GEORGIA STATE	*of	4	0	1	1	0	0	0	0	0	0	0	0	0	0	2	3	0	0	.429
Feb 27	GEORGIA STATE	*of	2	0	1	0	0	0	0	1	1	0	0	1	0	0	0	0	0	0	.438
Feb 28	GEORGIA STATE-1	*of	3	1	0	0	0	0	0	1	1	0	1	0	0	0	0	1	0	0	.368
Feb 28	GEORGIA STATE-2	*of	1	2	0	0	0	0	0	2	1	0	1	0	0	0	1	2	0	0	.350
Mar 05	ILLINOIS-CHICAGO	*of	4	2	3	1	0	0	0	0	2	0	0	0	0	0	0	1	0	0	.417
Mar 06	ILLINOIS-CHICAGO	*of	3	0	1	0	0	0	0	0	0	0	1	0	0	0	2	1	0	0	.407
Mar 07	ILLINOIS-CHICAGO	*of	3	0	0	0	0	0	0	1	2	0	0	0	0	0	0	0	0	0	.367
Mar 09	MEMPHIS	*of	3	2	2	2	0	0	0	2	3	0	0	0	0	0	0	0	0	0	.394
Mar 13	at Oklahoma State-1	*of	3	0	1	1	0	0	0	1	0	0	0	1	0	1	0	1	0	0	.389
Mar 13	at Oklahoma State-2	*of	2	2	1	0	0	0	0	2	1	0	0	0	0	0	1	1	0	0	.395
Mar 14	at Oklahoma State	*of	4	0	0	0	0	0	0	0	0	0	0	0	0	0	1	3	0	0	.357
Mar 16	BELMONT	*of	4	1	0	0	0	0	0	0	1	0	0	0	0	0	1	1	0	0	.326
Totals		15gs	46	13	15	8	1	0	0	11	13	0	3	2	0	1	10	20	0	0	.326

On base pct. .483 • Slugging pct. .348

#46 Gage Bradley - 1 appearance (All games)

Date	Opponent	GS	IP	H	R	ER	BB	SO	2B	3B	HR	WP	BK	HBP	IBB	Score	W-L	Sv	ERA	NP
Feb 28	GEORGIA STATE-2		1.0	2	3	3	3	2	0	0	0	1	0	1	0	17-6	0-0	0	27.00	35
Totals		0	1.0	2	3	3	3	2	0	0	0	1	0	1	0	17-6	0-0	0	27.00	-

#16 Jack Bulger - 13 games (All games)

Date	Opponent	Pos	AB	R	H	RBI	2B	3B	HR	BB	SB	CS	HBP	SAC	SF	GDP	K	PO	A	E	Avg
Feb 22	WRIGHT STATE-1	of	3	0	0	0	0	0	0	0	0	0	0	0	0	1	1	0	0	0	.000
Feb 22	WRIGHT STATE-2	*of	4	0	0	1	0	0	0	0	0	0	0	0	0	0	0	0	0	0	.000
Feb 24	WESTERN KENTUCK	*of	4	1	1	1	0	0	0	0	0	0	0	0	0	0	1	0	0	0	.091
Feb 26	GEORGIA STATE	*of	4	1	2	0	0	0	0	1	0	0	0	0	0	0	1	0	0	0	.200
Feb 27	GEORGIA STATE	*of	4	0	0	0	0	0	0	1	0	0	0	0	0	0	0	1	0	0	.158
Feb 28	GEORGIA STATE-1	*of	3	1	0	0	0	0	0	2	0	0	0	0	0	1	1	0	0	0	.136
Feb 28	GEORGIA STATE-2	*of	5	2	2	0	0	0	0	0	0	0	0	0	0	0	0	1	0	0	.185
Mar 05	ILLINOIS-CHICAGO	1b	0	0	0	0	0	0	0	0	0	0	0	0	0	0	0	0	0	0	.185
Mar 07	ILLINOIS-CHICAGO	*of	3	1	2	2	0	0	1	0	0	0	0	0	0	1	0	2	0	0	.233
Mar 13	at Oklahoma State-1	*dh	1	0	0	1	0	0	0	2	0	0	0	1	1	0	1	0	0	0	.226
Mar 13	at Oklahoma State-2	*dh	3	1	1	2	0	0	0	2	0	0	0	0	0	1	0	0	0	0	.235
Mar 14	at Oklahoma State	*dh	4	0	0	0	0	0	0	0	0	0	0	0	0	0	1	0	0	0	.211
Mar 16	BELMONT	*dh	3	1	2	0	1	0	0	2	0	0	0	0	0	0	0	0	0	0	.244
Totals		11gs	41	8	10	7	1	0	1	10	0	0	0	1	1	4	6	4	0	0	.244

On base pct. .385 • Slugging pct. .341

#39 Gavin Casas - 6 games (All games)

Date	Opponent	Pos	AB	R	H	RBI	2B	3B	HR	BB	SB	CS	HBP	SAC	SF	GDP	K	PO	A	E	Avg
Feb 22	WRIGHT STATE-1	ph/1b	1	0	0	0	0	0	0	0	0	0	0	0	0	0	0	0	0	0	.000
Feb 24	WESTERN KENTUCK	1b	1	0	0	0	0	0	0	0	0	0	0	0	0	0	0	1	0	0	.000
Feb 28	GEORGIA STATE-1	ph/1b	1	0	0	0	0	0	0	0	0	0	0	0	0	0	0	1	0	0	.000
Feb 28	GEORGIA STATE-2	ph/1b	2	1	1	0	0	0	0	0	0	0	0	0	0	0	1	2	0	0	.200
Mar 05	ILLINOIS-CHICAGO	1b/3b	1	0	1	1	1	0	0	0	0	0	0	0	0	0	0	2	0	0	.333
Mar 13	at Oklahoma State-2	ph/1b	2	0	0	0	0	0	0	0	0	0	0	0	0	0	1	5	0	1	.250
Totals		0gs	8	1	2	1	1	0	0	0	0	0	0	0	0	0	2	11	0	1	.250

On base pct. .250 • Slugging pct. .375

The Automated ScoreBook

Individual Game-by-Game for Vanderbilt (as of Mar 17, 2021)

#3 Cooper Davis - 9 games (All games)

Date	Opponent	Pos	AB	R	H	RBI	2B	3B	HR	BB	SB	CS	HBP	SAC	SF	GDP	K	PO	A	E	Avg
Feb 22	WRIGHT STATE-1	*of	1	0	0	0	0	0	0	0	0	0	0	0	0	0	1	0	0	0	.000
Mar 05	ILLINOIS-CHICAGO	*of	3	0	1	1	0	0	0	2	1	0	0	0	0	0	0	1	0	0	.250
Mar 06	ILLINOIS-CHICAGO	*of	5	0	0	0	0	0	0	0	0	0	0	0	0	0	0	0	0	0	.111
Mar 07	ILLINOIS-CHICAGO	*of/of	3	0	1	0	0	0	0	1	0	1	0	0	0	0	0	1	0	0	.167
Mar 09	MEMPHIS	*of	6	1	2	3	0	0	1	0	0	0	0	0	0	0	0	1	0	0	.222
Mar 13	at Oklahoma State-1	*of	5	1	0	0	0	0	0	0	0	0	0	0	0	0	0	0	0	0	.174
Mar 13	at Oklahoma State-2	*of	3	2	1	0	0	0	0	2	0	0	0	0	0	0	1	0	0	0	.192
Mar 14	at Oklahoma State	*of	5	1	1	1	0	0	0	0	0	0	0	0	0	0	2	2	0	0	.194
Mar 16	BELMONT	*of	4	0	2	0	0	0	0	1	0	0	0	0	0	0	1	1	0	0	.229
Totals		9gs	35	5	8	5	0	0	1	6	1	1	0	0	0	0	5	6	0	0	.229

On base pct. .341 • Slugging pct. .314

#18 Will Duff - 3 games (All games)

Date	Opponent	Pos	AB	R	H	RBI	2B	3B	HR	BB	SB	CS	HBP	SAC	SF	GDP	K	PO	A	E	Avg
Feb 28	GEORGIA STATE-2	of	1	0	0	0	0	0	0	0	0	0	0	0	0	0	0	0	0	0	.000
Mar 05	ILLINOIS-CHICAGO	ph/of	0	1	0	0	0	0	0	0	0	0	1	0	0	0	0	0	0	0	.000
Mar 13	at Oklahoma State-2	ph	1	1	1	0	0	0	0	0	0	0	0	0	0	0	0	0	0	0	.500
Totals		0gs	2	2	1	0	0	0	0	0	0	0	1	0	0	0	0	0	0	0	.500

On base pct. .667 • Slugging pct. .500

#45 Alan Espinal - 4 games (All games)

Date	Opponent	Pos	AB	R	H	RBI	2B	3B	HR	BB	SB	CS	HBP	SAC	SF	GDP	K	PO	A	E	Avg
Feb 24	WESTERN KENTUCK	c	1	0	0	0	0	0	0	0	0	0	0	0	0	0	0	3	0	0	.000
Feb 28	GEORGIA STATE-2	c	0	0	0	0	0	0	0	0	0	0	0	0	0	0	0	2	0	0	.000
Mar 05	ILLINOIS-CHICAGO	c	1	0	0	0	0	0	0	0	0	0	0	0	0	0	0	2	0	0	.000
Mar 13	at Oklahoma State-2	ph/c	1	0	0	0	0	0	0	0	0	0	0	0	0	0	1	1	0	0	.000
Totals		0gs	3	0	0	0	0	0	0	0	0	0	0	0	0	0	1	8	0	0	.000

On base pct. .000 • Slugging pct. .000

#44 Donye Evans - 1 appearance (All games)

Date	Opponent	GS	IP	H	R	ER	BB	SO	2B	3B	HR	WP	BK	HBP	IBB	Score	W-L	Sv	ERA	NP
Mar 13	at Oklahoma State-2		1.0	2	2	1	0	1	0	0	0	0	0	2	0	18-4	0-0	0	9.00	22
Totals		0	1.0	2	2	1	0	1	0	0	0	0	0	2	0	18-4	0-0	0	9.00	-

#32 Hugh Fisher - 2 games (All games)

Date	Opponent	Pos	AB	R	H	RBI	2B	3B	HR	BB	SB	CS	HBP	SAC	SF	GDP	K	PO	A	E	Avg
Feb 28	GEORGIA STATE-2	p	0	0	0	0	0	0	0	0	0	0	0	0	0	0	0	0	1	0	.000
Mar 16	BELMONT	p	0	0	0	0	0	0	0	0	0	0	0	0	0	0	0	0	1	0	.000
Totals		0gs	0	0	0	0	0	0	0	0	0	0	0	0	0	0	0	0	2	0	.000

On base pct. .000 • Slugging pct. .000

#32 Hugh Fisher - 4 appearances (All games)

Date	Opponent	GS	IP	H	R	ER	BB	SO	2B	3B	HR	WP	BK	HBP	IBB	Score	W-L	Sv	ERA	NP
Feb 24	WESTERN KENTUCK		1.0	0	0	0	0	2	0	0	0	0	0	0	0	12-1	0-0	0	0.00	10
Feb 28	GEORGIA STATE-2		1.0	0	0	0	0	0	0	0	0	0	0	0	0	17-6	0-0	0	0.00	11
Mar 09	MEMPHIS		1.0	0	0	0	0	1	0	0	0	0	0	0	0	10-4	0-0	0	0.00	14
Mar 16	BELMONT		1.0	0	0	0	1	2	0	0	0	0	0	0	0	4-1	0-0	0	0.00	18
Totals		0	4.0	0	0	0	1	5	0	0	0	0	0	0	0	43-12	0-0	0	0.00	-

The Automated ScoreBook
Individual Game-by-Game for Vanderbilt (as of Mar 17, 2021)

#31 Miles Garrett - 6 appearances (All games)

Date	Opponent	GS	IP	H	R	ER	BB	SO	2B	3B	HR	WP	BK	HBP	IBB	Score	W-L	Sv	ERA	NP
Feb 24	WESTERN KENTUCK		1.0	0	0	0	1	1	0	0	0	0	0	0	0	12-1	0-0	0	0.00	12
Feb 27	GEORGIA STATE		0.2	1	0	0	0	1	0	0	0	0	0	0	0	5-4	1-0	0	0.00	7
Mar 05	ILLINOIS-CHICAGO		1.0	0	0	0	0	1	0	0	0	0	0	0	0	15-0	1-0	0	0.00	15
Mar 09	MEMPHIS		1.0	2	1	0	0	2	0	0	0	0	0	1	0	10-4	1-0	0	0.00	20
Mar 14	at Oklahoma State		1.1	0	0	0	0	1	0	0	0	0	0	0	0	6-10	1-0	0	0.00	17
Mar 16	BELMONT		1.0	0	0	0	0	0	0	0	0	0	0	0	0	4-1	1-0	0	0.00	10
Totals		0	6.0	3	1	0	1	6	0	0	0	0	0	1	0	52-20	1-0	0	0.00	-

#99 Jayson Gonzalez - 14 games (All games)

Date	Opponent	Pos	AB	R	H	RBI	2B	3B	HR	BB	SB	CS	HBP	SAC	SF	GDP	K	PO	A	E	Avg
Feb 22	WRIGHT STATE-1	*3b	3	1	1	3	0	0	1	0	0	0	1	0	0	0	1	1	0	0	.333
Feb 22	WRIGHT STATE-2	*3b	3	0	3	0	0	0	0	0	0	0	0	0	0	0	0	0	0	0	.667
Feb 24	WESTERN KENTUCK	*3b	3	1	1	0	0	0	0	1	0	0	0	0	0	0	2	1	1	1	.556
Feb 26	GEORGIA STATE	*3b	3	0	0	0	0	0	0	1	0	0	0	0	0	0	2	0	1	0	.417
Feb 27	GEORGIA STATE	*3b	3	0	1	1	1	0	0	0	0	0	0	0	1	0	0	2	1	1	.400
Feb 28	GEORGIA STATE-1	*3b	4	0	2	3	0	0	0	1	0	0	0	0	0	0	0	0	0	0	.421
Feb 28	GEORGIA STATE-2	*3b	2	1	0	1	0	0	0	1	0	0	1	0	0	0	0	0	0	0	.381
Mar 05	ILLINOIS-CHICAGO	*3b	4	1	2	0	0	0	0	0	0	0	0	0	0	0	1	0	0	1	.400
Mar 06	ILLINOIS-CHICAGO	*dh	4	0	0	0	0	0	0	0	0	0	0	0	0	0	1	0	0	0	.345
Mar 09	MEMPHIS	*3b	5	1	3	4	0	1	0	0	0	0	0	0	0	0	0	0	2	0	.382
Mar 13	at Oklahoma State-1	*3b	2	1	1	0	0	0	0	2	0	0	0	0	0	0	0	0	3	0	.389
Mar 13	at Oklahoma State-2	*3b	2	1	0	0	0	0	0	2	0	0	0	0	0	0	1	0	2	0	.368
Mar 14	at Oklahoma State	*3b	2	1	1	0	0	0	0	2	0	0	0	0	0	0	1	2	1	0	.375
Mar 16	BELMONT	*3b	3	2	1	2	0	0	1	1	0	0	0	0	0	0	0	0	2	0	.372
Totals		14gs	43	10	16	14	1	1	2	11	0	0	2	0	1	0	9	6	13	3	.372

On base pct. .509 • Slugging pct. .581

#21 Calvin Hewett - 9 games (All games)

Date	Opponent	Pos	AB	R	H	RBI	2B	3B	HR	BB	SB	CS	HBP	SAC	SF	GDP	K	PO	A	E	Avg
Feb 22	WRIGHT STATE-1	of/of	0	1	0	0	0	0	0	0	0	0	0	0	0	0	0	1	0	0	.000
Feb 22	WRIGHT STATE-2	of	0	0	0	0	0	0	0	0	0	0	0	0	0	0	0	0	0	0	.000
Feb 24	WESTERN KENTUCK	ph/of	0	1	0	0	0	0	0	0	0	0	1	0	0	0	0	0	0	0	.000
Feb 27	GEORGIA STATE	of	0	0	0	0	0	0	0	0	0	0	0	0	0	0	0	0	0	0	.000
Feb 28	GEORGIA STATE-1	of	0	0	0	0	0	0	0	0	0	0	0	0	0	0	0	1	0	0	.000
Mar 05	ILLINOIS-CHICAGO	of/of	1	1	1	2	1	0	0	0	0	0	0	0	0	0	0	0	0	0	1.000
Mar 07	ILLINOIS-CHICAGO	pr	0	0	0	0	0	0	0	0	0	0	0	0	0	0	0	0	0	0	1.000
Mar 13	at Oklahoma State-2	ph/of	1	0	1	1	1	0	0	0	0	0	0	0	0	0	0	0	0	0	1.000
Mar 14	at Oklahoma State	pr	0	0	0	0	0	0	0	0	0	0	0	0	0	0	0	0	0	0	1.000
Totals		0gs	2	3	2	3	2	0	0	0	0	0	2	0	0	0	0	2	0	0	1.000

On base pct. 1.000 • Slugging pct. 2.000

#40 Sam Hliboki - 5 appearances (All games)

Date	Opponent	GS	IP	H	R	ER	BB	SO	2B	3B	HR	WP	BK	HBP	IBB	Score	W-L	Sv	ERA	NP
Feb 22	WRIGHT STATE-1		2.0	1	0	0	1	2	0	0	0	0	0	1	0	14-1	0-0	0	0.00	38
Feb 27	GEORGIA STATE	*	4.0	4	1	1	0	7	0	0	1	0	0	0	0	5-4	0-0	0	1.50	68
Mar 06	ILLINOIS-CHICAGO		2.0	2	1	1	0	2	1	0	0	0	0	0	0	5-2	0-0	0	2.25	34
Mar 13	at Oklahoma State-2		2.0	3	2	2	1	2	1	0	1	0	0	1	0	18-4	0-0	0	3.60	37
Mar 16	BELMONT		2.0	1	1	1	1	2	0	0	0	0	0	0	0	4-1	0-0	0	3.75	28
Totals		1	12.0	11	5	5	3	15	2	0	2	0	0	2	0	46-12	0-0	0	3.75	-

The Automated ScoreBook
Individual Game-by-Game for Vanderbilt (as of Mar 17, 2021)

#11 Matt Hogan - 4 games (All games)

Date	Opponent	Pos	AB	R	H	RBI	2B	3B	HR	BB	SB	CS	HBP	SAC	SF	GDP	K	PO	A	E	Avg
Feb 28	GEORGIA STATE-1	of	0	0	0	0	0	0	0	0	0	0	0	0	0	0	0	0	0	0	.000
Feb 28	GEORGIA STATE-2	ph/of	1	1	0	1	0	0	0	0	0	0	0	0	0	0	0	1	0	0	.000
Mar 05	ILLINOIS-CHICAGO	of	1	1	0	0	0	0	0	0	0	0	0	0	0	0	0	0	0	0	.000
Mar 13	at Oklahoma State-2	of	2	1	1	0	0	0	0	0	0	0	0	0	0	0	1	0	0	0	.250
Totals		0gs	4	3	1	1	0	0	0	0	0	0	0	0	0	0	1	1	0	0	.250

On base pct. .250 • Slugging pct. .250

#34 Spencer Jones - 3 games (All games)

Date	Opponent	Pos	AB	R	H	RBI	2B	3B	HR	BB	SB	CS	HBP	SAC	SF	GDP	K	PO	A	E	Avg
Mar 05	ILLINOIS-CHICAGO	ph/dh	2	0	0	0	0	0	0	0	0	0	0	0	0	0	0	0	0	0	.000
Mar 07	ILLINOIS-CHICAGO	*dh	4	0	1	0	1	0	0	0	0	0	0	0	0	0	2	0	0	0	.167
Mar 09	MEMPHIS	*dh	5	2	1	0	0	0	0	0	0	0	0	0	0	1	1	0	0	0	.182
Totals		2gs	11	2	2	0	1	0	0	0	0	0	0	0	0	1	3	0	0	0	.182

On base pct. .182 • Slugging pct. .273

#12 Dominic Keegan - 10 games (All games)

Date	Opponent	Pos	AB	R	H	RBI	2B	3B	HR	BB	SB	CS	HBP	SAC	SF	GDP	K	PO	A	E	Avg
Feb 22	WRIGHT STATE-1	*1b	4	1	2	2	1	1	0	0	0	0	0	0	0	0	0	3	0	1	.500
Feb 22	WRIGHT STATE-2	*1b	2	0	0	0	0	0	0	1	0	0	0	0	0	0	1	6	0	0	.333
Feb 24	WESTERN KENTUCK	*1b	3	3	3	3	2	0	1	1	0	0	0	0	0	0	0	6	0	0	.556
Feb 26	GEORGIA STATE	*1b	3	0	2	0	1	0	0	1	0	0	0	0	0	0	1	8	1	0	.583
Feb 27	GEORGIA STATE	*1b	3	1	2	2	0	0	1	1	0	0	0	0	0	0	0	5	1	0	.600
Feb 28	GEORGIA STATE-1	*1b	3	2	1	0	0	0	0	2	0	0	0	0	0	0	2	7	1	0	.556
Feb 28	GEORGIA STATE-2	*1b	3	2	2	6	1	0	1	1	0	0	0	0	0	0	0	5	0	0	.571
Mar 05	ILLINOIS-CHICAGO	*1b	3	2	1	1	0	0	1	1	0	0	1	0	0	1	1	7	0	0	.542
Mar 06	ILLINOIS-CHICAGO	*1b	4	1	2	1	0	1	0	0	0	0	0	0	0	0	1	11	0	0	.536
Mar 07	ILLINOIS-CHICAGO	*1b	3	1	2	0	2	0	0	1	0	0	0	0	0	0	0	3	1	0	.548
Totals		10gs	31	13	17	15	7	2	4	9	0	0	1	0	0	1	6	61	4	1	.548

On base pct. .659 • Slugging pct. 1.290

#6 Tate Kolwyck - 15 games (All games)

Date	Opponent	Pos	AB	R	H	RBI	2B	3B	HR	BB	SB	CS	HBP	SAC	SF	GDP	K	PO	A	E	Avg
Feb 22	WRIGHT STATE-1	*2b	5	1	2	3	2	0	0	0	0	0	0	0	0	1	0	2	1	0	.400
Feb 22	WRIGHT STATE-2	*2b	4	0	1	0	0	0	0	0	0	0	0	0	0	0	1	1	4	0	.333
Feb 24	WESTERN KENTUCK	*2b	3	1	1	1	0	1	0	1	0	0	0	0	0	0	2	2	4	0	.333
Feb 26	GEORGIA STATE	*2b	4	1	0	0	0	0	0	1	0	0	0	0	0	0	2	3	2	0	.250
Feb 27	GEORGIA STATE	*2b	2	1	0	0	0	0	0	2	0	0	0	0	0	0	0	1	2	0	.222
Feb 28	GEORGIA STATE-1	*2b	3	2	2	2	1	0	1	2	0	0	0	0	0	0	0	3	1	0	.286
Feb 28	GEORGIA STATE-2	*2b	3	0	0	0	0	0	0	0	0	0	0	0	0	0	1	0	0	0	.250
Mar 05	ILLINOIS-CHICAGO	*2b	3	1	0	0	0	0	0	1	0	0	0	0	0	0	1	0	3	0	.222
Mar 06	ILLINOIS-CHICAGO	*2b	2	0	1	1	0	0	0	1	0	0	0	0	1	0	0	3	4	0	.241
Mar 07	ILLINOIS-CHICAGO	*2b	4	0	1	0	0	0	0	0	0	0	0	0	0	0	0	1	2	0	.242
Mar 09	MEMPHIS	*2b	4	2	1	0	0	0	0	1	0	0	0	0	0	0	1	2	3	0	.243
Mar 13	at Oklahoma State-1	*2b	5	0	1	1	1	0	0	0	0	0	0	0	0	0	1	0	3	0	.238
Mar 13	at Oklahoma State-2	*2b	4	1	1	4	0	0	1	0	0	0	0	0	0	0	2	1	1	0	.239
Mar 14	at Oklahoma State	*2b	4	2	1	1	0	0	1	0	0	0	0	0	0	0	2	1	0	0	.240
Mar 16	BELMONT	*2b	3	0	1	0	1	0	0	1	0	0	0	0	0	0	0	1	1	0	.245
Totals		15gs	53	12	13	13	5	1	3	10	0	0	0	0	1	1	13	21	31	0	.245

On base pct. .359 • Slugging pct. .547

The Automated ScoreBook
Individual Game-by-Game for Vanderbilt (as of Mar 17, 2021)

#19 Troy LaNeve - 6 games (All games)

Date	Opponent	Pos	AB	R	H	RBI	2B	3B	HR	BB	SB	CS	HBP	SAC	SF	GDP	K	PO	A	E	Avg
Feb 22	WRIGHT STATE-1	of	0	0	0	0	0	0	0	0	0	0	0	0	0	0	0	0	0	0	.000
Feb 24	WESTERN KENTUCK	ph/of	1	0	0	0	0	0	0	0	0	0	0	0	0	0	0	1	0	0	.000
Feb 28	GEORGIA STATE-1	ph/of	1	0	0	0	0	0	0	0	0	0	0	0	0	0	0	0	0	0	.000
Feb 28	GEORGIA STATE-2	ph/of	1	0	0	0	0	0	0	0	0	0	0	0	0	0	1	0	0	0	.000
Mar 05	ILLINOIS-CHICAGO	ph	1	1	1	2	1	0	0	0	0	0	0	0	0	0	0	0	0	0	.250
Mar 13	at Oklahoma State-2	of	1	1	1	3	0	0	1	0	0	0	0	0	0	0	0	0	0	0	.400
Totals		0gs	5	2	2	5	1	0	1	0	0	0	0	0	0	0	1	1	0	0	.400

On base pct. .400 • Slugging pct. 1.200

#22 Jack Leiter - 2 games (All games)

Date	Opponent	Pos	AB	R	H	RBI	2B	3B	HR	BB	SB	CS	HBP	SAC	SF	GDP	K	PO	A	E	Avg
Feb 28	GEORGIA STATE-2	*p	0	0	0	0	0	0	0	0	0	0	0	0	0	0	0	0	2	0	.000
Mar 07	ILLINOIS-CHICAGO	*p	0	0	0	0	0	0	0	0	0	0	0	0	0	0	0	1	0	0	.000
Totals		2gs	0	0	0	0	0	0	0	0	0	0	0	0	0	0	0	1	2	0	.000

On base pct. .000 • Slugging pct. .000

#22 Jack Leiter - 4 appearances (All games)

Date	Opponent	GS	IP	H	R	ER	BB	SO	2B	3B	HR	WP	BK	HBP	IBB	Score	W-L	Sv	ERA	NP
Feb 22	WRIGHT STATE-2	*	5.0	1	0	0	0	8	0	0	0	0	0	1	0	1-0	1-0	0	0.00	69
Feb 28	GEORGIA STATE-2	*	5.0	3	0	0	4	7	0	0	0	0	1	1	0	17-6	2-0	0	0.00	93
Mar 07	ILLINOIS-CHICAGO	*	5.0	1	2	1	3	11	0	0	0	0	0	1	0	4-2	3-0	0	0.60	94
Mar 13	at Oklahoma State-2	*	5.0	2	0	0	3	7	0	0	0	0	0	0	0	18-4	4-0	0	0.45	96
Totals		4	20.0	7	2	1	10	33	0	0	0	0	1	3	0	40-12	4-0	0	0.45	-

#42 Christian Little - 2 games (All games)

Date	Opponent	Pos	AB	R	H	RBI	2B	3B	HR	BB	SB	CS	HBP	SAC	SF	GDP	K	PO	A	E	Avg
Feb 24	WESTERN KENTUCK	*p	0	0	0	0	0	0	0	0	0	0	0	0	0	0	0	0	1	0	.000
Mar 16	BELMONT	*p	0	0	0	0	0	0	0	0	0	0	0	0	0	0	0	0	0	0	.000
Totals		2gs	0	0	0	0	0	0	0	0	0	0	0	0	0	0	0	0	2	0	.000

On base pct. .000 • Slugging pct. .000

#42 Christian Little - 4 appearances (All games)

Date	Opponent	GS	IP	H	R	ER	BB	SO	2B	3B	HR	WP	BK	HBP	IBB	Score	W-L	Sv	ERA	NP
Feb 24	WESTERN KENTUCK	*	3.0	3	1	0	0	1	1	0	0	1	0	0	0	12-1	1-0	0	0.00	31
Feb 28	GEORGIA STATE-2	*	1.0	2	2	2	0	1	0	0	2	0	0	0	0	17-6	1-0	0	4.50	21
Mar 09	MEMPHIS	*	2.2	4	3	3	3	4	1	0	0	0	0	0	0	10-4	1-0	0	6.75	55
Mar 16	BELMONT	*	4.0	1	0	0	2	7	0	0	0	0	0	0	0	4-1	2-0	0	4.22	55
Totals		3	10.2	10	6	5	5	13	2	0	2	1	0	0	0	43-12	2-0	0	4.22	-

#29 Nick Maldonado - 6 appearances (All games)

Date	Opponent	GS	IP	H	R	ER	BB	SO	2B	3B	HR	WP	BK	HBP	IBB	Score	W-L	Sv	ERA	NP
Feb 22	WRIGHT STATE-2		1.0	0	0	0	2	1	0	0	0	0	0	0	0	1-0	0-0	0	0.00	27
Feb 26	GEORGIA STATE		1.2	0	0	0	0	1	0	0	0	0	0	0	0	2-4	0-0	0	0.00	14
Feb 28	GEORGIA STATE-1		1.2	0	0	0	0	2	0	0	0	0	0	0	0	12-2	0-0	0	0.00	19
Mar 07	ILLINOIS-CHICAGO		1.0	2	0	0	0	2	0	0	0	0	0	0	0	4-2	0-0	0	0.00	25
Mar 13	at Oklahoma State-1		1.0	0	0	0	0	2	0	0	0	0	0	0	0	5-0	0-0	0	0.00	10
Mar 16	BELMONT		1.0	1	0	0	0	1	0	0	0	0	0	1	0	4-1	0-0	1	0.00	14
Totals		0	7.1	3	0	0	2	9	0	0	0	0	0	1	0	28-9	0-0	1	0.00	-

The Automated ScoreBook
Individual Game-by-Game for Vanderbilt (as of Mar 17, 2021)

#35 Chris McElvain - 2 games (All games)

Date	Opponent	Pos	AB	R	H	RBI	2B	3B	HR	BB	SB	CS	HBP	SAC	SF	GDP	K	PO	A	E	Avg
Feb 22	WRIGHT STATE-1	p	0	0	0	0	0	0	0	0	0	0	0	0	0	0	0	0	0	1	.000
Feb 27	GEORGIA STATE	p	0	0	0	0	0	0	0	0	0	0	0	0	0	0	0	1	2	1	.000
Totals		0gs	0	0	0	0	0	0	0	0	0	0	0	0	0	0	0	1	2	2	.000

On base pct. .000 • Slugging pct. .000

#35 Chris McElvain - 5 appearances (All games)

Date	Opponent	GS	IP	H	R	ER	BB	SO	2B	3B	HR	WP	BK	HBP	IBB	Score	W-L	Sv	ERA	NP
Feb 22	WRIGHT STATE-1		3.0	3	1	1	1	5	1	0	0	0	0	0	0	14-1	0-0	1	3.00	55
Feb 27	GEORGIA STATE		2.1	2	3	3	1	2	0	0	0	1	0	1	0	5-4	0-0	1	6.75	36
Mar 05	ILLINOIS-CHICAGO		1.0	0	0	0	1	1	0	0	0	0	0	0	0	15-0	0-0	1	5.68	19
Mar 09	MEMPHIS		1.0	1	0	0	2	2	0	0	0	0	0	0	0	10-4	0-0	1	4.91	27
Mar 14	at Oklahoma State		1.0	0	0	0	0	2	0	0	0	0	0	0	0	6-10	0-0	1	4.32	12
Totals		0	8.1	6	4	4	5	12	1	0	0	1	0	1	0	50-19	0-0	1	4.32	-

#10 TJ McKenzie - 3 games (All games)

Date	Opponent	Pos	AB	R	H	RBI	2B	3B	HR	BB	SB	CS	HBP	SAC	SF	GDP	K	PO	A	E	Avg
Feb 24	WESTERN KENTUCK	ph/of	1	0	0	0	0	0	0	0	0	0	0	0	0	0	1	0	0	0	.000
Feb 26	GEORGIA STATE	pr	0	0	0	0	0	0	0	0	0	0	0	0	0	0	0	0	0	0	.000
Feb 28	GEORGIA STATE-2	ph/dh	0	0	0	0	0	0	0	0	0	0	1	0	0	0	0	0	0	0	.000
Totals		0gs	1	0	0	0	0	0	0	0	0	0	1	0	0	0	1	0	0	0	.000

On base pct. .500 • Slugging pct. .000

#36 Grayson Moore - 3 appearances (All games)

Date	Opponent	GS	IP	H	R	ER	BB	SO	2B	3B	HR	WP	BK	HBP	IBB	Score	W-L	Sv	ERA	NP
Feb 24	WESTERN KENTUCK		1.0	0	0	0	1	2	0	0	0	0	0	0	0	12-1	0-0	0	0.00	18
Feb 28	GEORGIA STATE-1		1.0	0	0	0	2	0	0	0	0	0	0	0	0	12-2	0-0	0	0.00	17
Mar 05	ILLINOIS-CHICAGO		1.0	1	0	0	1	0	1	0	0	0	1	0	0	15-0	0-0	0	0.00	22
Totals		0	3.0	1	0	0	4	2	1	0	0	0	1	0	0	39-3	0-0	0	0.00	-

#50 Luke Murphy - 1 game (All games)

Date	Opponent	Pos	AB	R	H	RBI	2B	3B	HR	BB	SB	CS	HBP	SAC	SF	GDP	K	PO	A	E	Avg
Feb 27	GEORGIA STATE	p	0	0	0	0	0	0	0	0	0	0	0	0	0	0	0	1	0	0	.000
Totals		0gs	0	0	0	0	0	0	0	0	0	0	0	0	0	0	0	1	0	0	.000

On base pct. .000 • Slugging pct. .000

#50 Luke Murphy - 4 appearances (All games)

Date	Opponent	GS	IP	H	R	ER	BB	SO	2B	3B	HR	WP	BK	HBP	IBB	Score	W-L	Sv	ERA	NP
Feb 22	WRIGHT STATE-2		1.0	0	0	0	0	3	0	0	0	0	0	0	0	1-0	0-0	0	0.00	14
Feb 26	GEORGIA STATE		1.0	0	0	0	1	3	0	0	0	0	0	0	0	2-4	0-0	0	0.00	19
Feb 27	GEORGIA STATE		2.0	0	0	0	0	2	0	0	0	0	0	0	0	5-4	0-0	1	0.00	20
Mar 06	ILLINOIS-CHICAGO		1.0	1	0	0	0	1	0	0	0	0	0	0	0	5-2	0-0	2	0.00	13
Totals		0	5.0	1	0	0	1	9	0	0	0	0	0	0	0	13-10	0-0	2	0.00	-

The Automated ScoreBook

Individual Game-by-Game for Vanderbilt (as of Mar 17, 2021)

#25 Parker Noland - 15 games (All games)

Date	Opponent	Pos	AB	R	H	RBI	2B	3B	HR	BB	SB	CS	HBP	SAC	SF	GDP	K	PO	A	E	Avg
Feb 22	WRIGHT STATE-1	*dh	3	2	3	1	1	0	0	1	0	0	0	0	0	0	0	0	0	0	1.000
Feb 22	WRIGHT STATE-2	*dh	4	0	0	0	0	0	0	0	0	0	0	0	0	0	2	0	0	0	.429
Feb 24	WESTERN KENTUCK	*dh	4	1	0	1	0	0	0	0	0	0	0	0	0	0	1	0	0	0	.273
Feb 26	GEORGIA STATE	*dh	3	0	1	1	0	0	0	2	1	0	0	0	0	0	1	0	0	0	.286
Feb 27	GEORGIA STATE	*dh	3	0	0	0	0	0	0	1	0	0	0	0	0	0	1	0	0	0	.235
Feb 28	GEORGIA STATE-1	*dh	5	2	3	4	2	0	1	0	0	0	0	0	0	0	1	0	0	0	.318
Feb 28	GEORGIA STATE-2	*dh	4	1	1	0	0	0	0	0	0	0	0	0	0	0	0	0	0	0	.308
Mar 05	ILLINOIS-CHICAGO	*dh	2	1	1	0	0	0	0	2	0	0	0	0	0	0	1	0	0	0	.321
Mar 06	ILLINOIS-CHICAGO	*3b	4	1	2	2	0	0	0	0	1	0	0	0	0	0	1	0	2	0	.344
Mar 07	ILLINOIS-CHICAGO	*3b	3	0	0	2	0	0	0	0	0	0	0	0	1	0	1	0	1	0	.314
Mar 09	MEMPHIS	*1b	5	0	2	0	0	0	0	0	0	0	0	0	0	0	1	7	0	1	.325
Mar 13	at Oklahoma State-1	*1b	4	1	1	2	0	0	0	1	0	0	0	0	0	0	1	12	0	0	.318
Mar 13	at Oklahoma State-2	*1b	3	2	3	0	1	0	0	1	1	0	0	0	0	0	0	4	0	0	.362
Mar 14	at Oklahoma State	*1b	4	0	1	0	0	0	0	0	0	0	0	0	0	0	1	4	0	1	.353
Mar 16	BELMONT	*1b	4	0	1	0	0	0	0	1	0	0	0	0	0	0	1	8	1	0	.345
Totals		15gs	55	11	19	13	4	0	1	9	3	0	0	0	1	0	13	35	4	2	.345

On base pct. .431 • Slugging pct. .473

#20 Jack O'Dowd - 6 games (All games)

Date	Opponent	Pos	AB	R	H	RBI	2B	3B	HR	BB	SB	CS	HBP	SAC	SF	GDP	K	PO	A	E	Avg
Feb 22	WRIGHT STATE-1	ph	1	0	0	0	0	0	0	0	0	0	0	0	0	0	1	0	0	0	.000
Feb 24	WESTERN KENTUCK	ph/3b	1	0	0	0	0	0	0	0	0	0	0	0	0	0	1	0	0	0	.000
Feb 28	GEORGIA STATE-1	ph/3b	1	0	0	0	0	0	0	0	0	0	0	0	0	0	0	0	0	0	.000
Feb 28	GEORGIA STATE-2	3b/ss	1	1	1	0	1	0	0	0	0	0	0	0	0	0	0	0	1	0	.250
Mar 05	ILLINOIS-CHICAGO	3b/ss	0	1	0	0	0	0	0	1	0	0	0	0	0	0	0	0	0	0	.250
Mar 13	at Oklahoma State-2	ph/3b	2	1	1	2	1	0	0	0	0	0	0	0	0	0	1	0	0	0	.333
Totals		0gs	6	3	2	2	2	0	0	1	0	0	0	0	0	0	3	0	1	0	.333

On base pct. .429 • Slugging pct. .667

#33 Hunter Owen - 1 game (All games)

Date	Opponent	Pos	AB	R	H	RBI	2B	3B	HR	BB	SB	CS	HBP	SAC	SF	GDP	K	PO	A	E	Avg
Feb 28	GEORGIA STATE-1	p	0	0	0	0	0	0	0	0	0	0	0	0	0	0	0	0	0	0	.000
Totals		0gs	0	0	0	0	0	0	0	0	0	0	0	0	0	0	0	1	0	0	.000

On base pct. .000 • Slugging pct. .000

#33 Hunter Owen - 3 appearances (All games)

Date	Opponent	GS	IP	H	R	ER	BB	SO	2B	3B	HR	WP	BK	HBP	IBB	Score	W-L	Sv	ERA	NP
Feb 24	WESTERN KENTUCK		2.0	1	0	0	0	4	1	0	0	0	0	0	0	12-1	0-0	0	0.00	32
Feb 28	GEORGIA STATE-1		1.1	1	2	2	2	1	0	0	0	1	0	0	0	12-2	0-0	0	5.40	26
Mar 13	at Oklahoma State-2		1.0	0	0	0	2	0	0	0	0	0	0	1	0	18-4	0-0	0	4.15	20
Totals		0	4.1	2	2	2	4	5	1	0	0	1	0	1	0	42-7	0-0	0	4.15	-

#17 C.J. Pittaro - 3 games (All games)

Date	Opponent	Pos	AB	R	H	RBI	2B	3B	HR	BB	SB	CS	HBP	SAC	SF	GDP	K	PO	A	E	Avg
Feb 24	WESTERN KENTUCK	ph/dh	1	0	1	2	0	0	0	0	0	0	0	0	0	0	0	0	0	0	1.000
Feb 28	GEORGIA STATE-1	ph	1	0	0	0	0	0	0	0	0	0	0	0	0	0	0	0	0	0	.500
Feb 28	GEORGIA STATE-2	ph/3b	1	0	0	1	0	0	0	0	0	0	0	0	0	0	0	0	1	0	.333
Totals		0gs	3	0	1	3	0	0	0	0	0	0	0	0	0	0	0	0	1	0	.333

On base pct. .333 • Slugging pct. .333

The Automated ScoreBook
Individual Game-by-Game for Vanderbilt (as of Mar 17, 2021)

#88 Patrick Reilly - 2 games (All games)

Date	Opponent	Pos	AB	R	H	RBI	2B	3B	HR	BB	SB	CS	HBP	SAC	SF	GDP	K	PO	A	E	Avg
Mar 05	ILLINOIS-CHICAGO	p	0	0	0	0	0	0	0	0	0	0	0	0	0	0	0	0	1	0	.000
Mar 14	at Oklahoma State	p	0	0	0	0	0	0	0	0	0	0	0	0	0	0	0	0	0	1	.000
Totals		0gs	0	0	0	0	0	0	0	0	0	0	0	0	0	0	0	0	1	1	.000

On base pct. .000 • Slugging pct. .000

#88 Patrick Reilly - 5 appearances (All games)

Date	Opponent	GS	IP	H	R	ER	BB	SO	2B	3B	HR	WP	BK	HBP	IBB	Score	W-L	Sv	ERA	NP
Feb 24	WESTERN KENTUCK		1.0	1	0	0	0	1	0	0	0	0	0	0	0	12-1	0-0	0	0.00	14
Feb 26	GEORGIA STATE		1.0	1	0	0	0	1	0	0	0	0	0	0	0	2-4	0-0	0	0.00	22
Mar 05	ILLINOIS-CHICAGO		1.0	0	0	0	0	2	0	0	0	1	0	0	0	15-0	0-0	0	0.00	17
Mar 09	MEMPHIS		3.1	1	0	0	0	4	0	0	0	0	0	0	0	10-4	1-0	0	0.00	45
Mar 14	at Oklahoma State		3.0	4	3	3	2	4	1	0	2	1	0	0	0	6-10	1-0	0	2.89	61
Totals		0	9.1	7	3	3	2	12	1	0	2	2	0	0	0	45-19	1-0	0	2.89	-

#80 Kumar Rocker - 2 games (All games)

Date	Opponent	Pos	AB	R	H	RBI	2B	3B	HR	BB	SB	CS	HBP	SAC	SF	GDP	K	PO	A	E	Avg
Mar 06	ILLINOIS-CHICAGO	*p	0	0	0	0	0	0	0	0	0	0	0	0	0	0	0	0	1	0	.000
Mar 13	at Oklahoma State-1	*p	0	0	0	0	0	0	0	0	0	0	0	0	0	0	0	0	1	0	.000
Totals		2gs	0	0	0	0	0	0	0	0	0	0	0	0	0	0	0	0	2	0	.000

On base pct. .000 • Slugging pct. .000

#80 Kumar Rocker - 4 appearances (All games)

Date	Opponent	GS	IP	H	R	ER	BB	SO	2B	3B	HR	WP	BK	HBP	IBB	Score	W-L	Sv	ERA	NP
Feb 22	WRIGHT STATE-1	*	4.0	1	0	0	3	8	1	0	0	0	0	0	0	14-1	1-0	0	0.00	67
Feb 28	GEORGIA STATE-1	*	5.0	3	0	0	3	6	1	0	0	1	1	0	0	12-2	2-0	0	0.00	84
Mar 06	ILLINOIS-CHICAGO	*	6.0	2	1	0	1	11	2	0	0	0	1	1	0	5-2	3-0	0	0.00	86
Mar 13	at Oklahoma State-1	*	8.0	2	0	0	1	9	1	0	0	0	0	0	0	5-0	4-0	0	0.00	103
Totals		4	23.0	8	1	0	8	34	5	0	0	1	2	1	0	36-5	4-0	0	0.00	-

#5 CJ Rodriguez - 11 games (All games)

Date	Opponent	Pos	AB	R	H	RBI	2B	3B	HR	BB	SB	CS	HBP	SAC	SF	GDP	K	PO	A	E	Avg
Feb 22	WRIGHT STATE-1	*c	4	1	0	1	0	0	0	0	0	0	1	0	0	0	3	17	0	0	.000
Feb 24	WESTERN KENTUCK	*c	3	1	1	0	0	0	0	0	0	0	1	0	0	0	1	8	1	0	.143
Feb 26	GEORGIA STATE	c	1	0	0	0	0	0	0	0	0	0	0	0	0	0	0	2	0	0	.125
Feb 27	GEORGIA STATE	*c	2	1	1	0	0	0	0	2	0	0	0	0	0	1	0	13	0	0	.200
Feb 28	GEORGIA STATE-1	*c	5	1	2	2	1	0	0	0	0	0	0	0	0	0	0	10	2	0	.267
Mar 06	ILLINOIS-CHICAGO	*c	3	0	2	0	0	0	0	1	0	0	0	0	0	0	0	10	3	0	.333
Mar 07	ILLINOIS-CHICAGO	c	0	0	0	0	0	0	0	0	0	0	0	0	0	0	0	2	0	0	.333
Mar 09	MEMPHIS	*c	2	1	1	0	0	0	0	3	0	0	0	0	0	0	0	13	0	0	.350
Mar 13	at Oklahoma State-1	*c	4	0	0	0	0	0	0	1	0	0	0	0	0	0	1	12	0	0	.292
Mar 14	at Oklahoma State	c	1	0	0	0	0	0	0	0	0	0	0	0	0	0	0	4	0	0	.280
Mar 16	BELMONT	*c	2	0	0	1	0	0	0	2	0	0	0	0	0	0	1	12	0	0	.259
Totals		8gs	27	5	7	4	1	0	0	9	0	0	2	0	0	1	6	103	6	0	.259

On base pct. .474 • Slugging pct. .296

The Automated ScoreBook

Individual Game-by-Game for Vanderbilt (as of Mar 17, 2021)

#55 Maxwell Romero Jr. - 7 games (All games)

Date	Opponent	Pos	AB	R	H	RBI	2B	3B	HR	BB	SB	CS	HBP	SAC	SF	GDP	K	PO	A	E	Avg
Feb 22	WRIGHT STATE-2	*c	2	0	0	0	0	0	0	1	0	0	0	0	0	0	2	16	1	0	.000
Feb 26	GEORGIA STATE	*c	2	0	0	0	0	0	0	2	0	0	0	0	0	0	2	9	1	0	.000
Feb 28	GEORGIA STATE-2	*c	3	3	3	7	1	0	2	1	0	0	1	0	0	0	0	8	0	0	.429
Mar 05	ILLINOIS-CHICAGO	*c	4	1	1	2	1	0	0	0	0	0	0	0	0	1	0	9	1	0	.364
Mar 07	ILLINOIS-CHICAGO	*c	4	0	1	0	0	0	0	0	0	0	0	0	0	0	1	15	0	0	.333
Mar 13	at Oklahoma State-2	*c	3	2	0	0	0	0	0	2	0	0	0	0	0	0	2	9	1	0	.278
Mar 14	at Oklahoma State	*c	3	0	1	0	0	0	0	0	0	0	0	0	0	0	2	7	0	0	.286
Totals		7gs	21	6	6	9	2	0	2	6	0	0	1	0	0	1	9	73	4	0	.286

On base pct. .464 • Slugging pct. .667

#66 Thomas Schultz - 4 appearances (All games)

Date	Opponent	GS	IP	H	R	ER	BB	SO	2B	3B	HR	WP	BK	HBP	IBB	Score	W-L	Sv	ERA	NP
Feb 22	WRIGHT STATE-2		1.0	1	0	0	0	2	1	0	0	0	0	0	0	1-0	0-0	0	0.00	15
Feb 26	GEORGIA STATE	*	4.1	4	2	2	2	4	1	0	0	1	0	0	0	2-4	0-1	0	3.38	75
Mar 05	ILLINOIS-CHICAGO	*	5.0	1	0	0	0	8	0	0	0	0	0	1	0	15-0	1-1	0	1.74	88
Mar 14	at Oklahoma State	*	1.2	6	6	6	0	2	2	0	2	0	0	1	0	6-10	1-2	0	6.00	61
Totals		3	12.0	12	8	8	2	16	4	0	2	1	0	2	0	24-14	1-2	0	6.00	-

#27 Ethan Smith - 1 game (All games)

Date	Opponent	Pos	AB	R	H	RBI	2B	3B	HR	BB	SB	CS	HBP	SAC	SF	GDP	K	PO	A	E	Avg
Mar 14	at Oklahoma State	p	0	0	0	0	0	0	0	0	0	0	0	0	0	0	0	0	1	0	.000
Totals		0gs	0	0	0	0	0	0	0	0	0	0	0	0	0	0	0	0	1	0	.000

On base pct. .000 • Slugging pct. .000

#27 Ethan Smith - 4 appearances (All games)

Date	Opponent	GS	IP	H	R	ER	BB	SO	2B	3B	HR	WP	BK	HBP	IBB	Score	W-L	Sv	ERA	NP
Feb 22	WRIGHT STATE-2		1.0	0	0	0	0	2	0	0	0	0	0	0	0	1-0	0-0	1	0.00	18
Feb 26	GEORGIA STATE		1.0	3	2	2	0	2	1	0	1	0	0	0	0	2-4	0-0	1	9.00	23
Mar 07	ILLINOIS-CHICAGO		3.0	1	0	0	0	4	1	0	0	0	0	0	0	4-2	0-0	2	3.60	37
Mar 14	at Oklahoma State		1.0	2	1	1	0	2	1	0	0	0	0	0	0	6-10	0-0	2	4.50	18
Totals		0	6.0	6	3	3	1	10	3	0	1	0	0	0	0	13-16	0-0	2	4.50	-

#8 Isaiah Thomas - 15 games (All games)

Date	Opponent	Pos	AB	R	H	RBI	2B	3B	HR	BB	SB	CS	HBP	SAC	SF	GDP	K	PO	A	E	Avg
Feb 22	WRIGHT STATE-1	*of	5	3	3	3	0	1	1	0	0	0	0	0	0	0	2	1	0	0	.600
Feb 22	WRIGHT STATE-2	*of	4	0	1	0	0	0	0	0	0	0	0	0	0	0	2	0	0	0	.444
Feb 24	WESTERN KENTUCK	*of	4	1	2	0	0	0	0	0	0	0	0	0	0	0	2	0	0	0	.462
Feb 26	GEORGIA STATE	*of	5	0	1	0	0	0	0	0	0	0	0	0	0	0	1	1	0	0	.389
Feb 27	GEORGIA STATE	*of	4	0	0	0	0	0	0	0	0	0	0	0	0	0	1	2	0	0	.318
Feb 28	GEORGIA STATE-1	*of	3	1	1	0	1	0	0	0	0	0	0	2	0	0	2	0	0	0	.320
Feb 28	GEORGIA STATE-2	*of	2	1	0	0	0	0	0	0	1	0	0	1	0	0	2	4	0	0	.296
Mar 05	ILLINOIS-CHICAGO	*of	3	1	1	1	1	0	0	1	0	0	0	0	0	0	1	1	0	0	.300
Mar 06	ILLINOIS-CHICAGO	*of	3	0	0	0	0	0	0	0	1	0	0	0	0	0	2	1	0	0	.273
Mar 07	ILLINOIS-CHICAGO	of	1	0	0	0	0	0	0	0	0	0	0	0	0	0	0	0	0	0	.265
Mar 09	MEMPHIS	*of	5	0	2	1	1	0	0	0	1	0	0	0	0	1	2	4	0	0	.282
Mar 13	at Oklahoma State-1	*of	4	1	2	0	1	0	0	0	1	0	1	0	0	0	1	2	0	0	.302
Mar 13	at Oklahoma State-2	*of	4	2	1	3	0	0	1	1	0	0	0	0	0	0	1	2	0	0	.298
Mar 14	at Oklahoma State	*of	4	2	2	2	0	0	2	0	0	0	0	0	0	0	0	1	0	0	.314
Mar 16	BELMONT	*of	5	0	2	0	0	0	0	0	1	0	0	0	0	0	2	3	1	0	.321
Totals		14gs	56	12	18	10	4	1	4	4	3	0	4	0	0	1	21	22	1	0	.321

On base pct. .406 • Slugging pct. .643

The Automated ScoreBook
Individual Game-by-Game for Vanderbilt (as of Mar 17, 2021)

#2 Javier Vaz - 4 games (All games)

Date	Opponent	Pos	AB	R	H	RBI	2B	3B	HR	BB	SB	CS	HBP	SAC	SF	GDP	K	PO	A	E	Avg
Feb 24	WESTERN KENTUCK	2b	0	0	0	0	0	0	0	0	0	0	0	0	0	0	0	0	1	0	.000
Feb 28	GEORGIA STATE-2	ph/2b	1	0	1	0	0	0	0	0	0	0	0	0	0	0	0	1	0	0	1.000
Mar 05	ILLINOIS-CHICAGO	2b	1	0	1	0	0	0	0	0	0	0	0	0	0	0	0	2	1	1	1.000
Mar 13	at Oklahoma State-2	ph/2b	1	1	0	0	0	0	0	1	0	0	0	0	0	0	0	1	2	0	.667
Totals		0gs	3	1	2	0	0	0	0	1	0	0	0	0	0	0	0	4	4	1	.667

On base pct. .750 • Slugging pct. .667

#9 Carter Young - 15 games (All games)

Date	Opponent	Pos	AB	R	H	RBI	2B	3B	HR	BB	SB	CS	HBP	SAC	SF	GDP	K	PO	A	E	Avg
Feb 22	WRIGHT STATE-1	*ss	4	2	1	0	0	0	0	1	0	0	0	0	0	0	1	0	2	0	.250
Feb 22	WRIGHT STATE-2	*ss	4	0	2	0	1	1	0	0	0	0	0	0	0	0	1	2	1	0	.375
Feb 24	WESTERN KENTUCK	*ss	4	2	1	1	1	0	0	1	0	0	0	0	0	0	0	3	1	0	.333
Feb 26	GEORGIA STATE	*ss	4	0	1	0	0	0	0	0	0	0	0	1	0	0	1	1	6	0	.312
Feb 27	GEORGIA STATE	*ss	3	2	2	2	0	0	1	0	0	0	0	0	1	0	1	1	1	0	.368
Feb 28	GEORGIA STATE-1	*ss	4	2	1	1	0	0	1	0	0	0	2	0	0	0	2	3	6	1	.348
Feb 28	GEORGIA STATE-2	*ss	4	2	1	1	1	0	0	1	0	0	0	0	0	0	2	1	3	0	.333
Mar 05	ILLINOIS-CHICAGO	*ss	4	1	2	4	0	0	1	0	0	0	0	0	1	0	0	2	3	0	.355
Mar 06	ILLINOIS-CHICAGO	*ss	5	3	3	1	1	0	1	0	1	0	0	0	0	0	1	1	4	0	.389
Mar 07	ILLINOIS-CHICAGO	*ss	3	2	1	0	0	0	0	1	0	0	0	0	0	0	1	2	0	1	.385
Mar 09	MEMPHIS	*ss	4	1	1	0	0	0	0	1	0	0	0	0	0	0	1	0	3	1	.372
Mar 13	at Oklahoma State-1	*ss	4	1	2	0	1	0	0	1	1	0	0	0	0	0	0	0	4	0	.383
Mar 13	at Oklahoma State-2	*ss	4	0	1	1	0	0	0	1	0	0	0	0	1	0	2	3	3	0	.373
Mar 14	at Oklahoma State	*ss	4	0	2	2	0	1	0	0	0	0	0	0	0	0	0	0	2	0	.382
Mar 16	BELMONT	*ss	4	0	0	0	0	0	0	1	0	0	0	0	0	0	2	1	1	0	.356
Totals		15gs	59	18	21	13	5	2	4	8	2	0	2	1	3	0	15	20	40	3	.356

On base pct. .431 • Slugging pct. .712

The Automated ScoreBook
Overall Statistics for Vanderbilt (as of Mar 17, 2021)
(All games Sorted by Batting avg)



Record: 13-2 Home: 11-1 Away: 2-1 SEC: 0-0

Player	avg	gp-gs	ab	r	h	2b	3b	hr	rbi	tb	slg%	bb	hp	so	gdp	ob%	sf	sh	sb-att	po	a	e	fld%
12 Dominic Keegan	.548	10-10	31	13	17	7	2	4	15	40	1.290	9	1	6	1	.659	0	0	0-0	61	4	1	.985
99 Jayson Gonzalez	.372	14-14	43	10	16	1	1	2	14	25	.581	11	2	9	0	.509	1	0	0-0	6	13	3	.864
9 Carter Young	.356	15-15	59	18	21	5	2	4	13	42	.712	8	2	15	0	.431	3	1	2-2	20	40	3	.952
25 Parker Noland	.345	15-15	55	11	19	4	0	1	13	26	.473	9	0	13	0	.431	1	0	3-3	35	4	2	.951
51 Enrique Bradfield Jr	.326	15-15	46	13	15	1	0	0	8	16	.348	11	3	10	1	.483	0	2	13-13	20	0	0	1.000
8 Isaiah Thomas	.321	15-14	56	12	18	4	1	4	10	36	.643	4	4	21	1	.406	0	0	3-3	22	1	0	1.000
5 CJ Rodriguez	.259	11-8	27	5	7	1	0	0	4	8	.296	9	2	6	1	.474	0	0	0-0	103	6	0	1.000
6 Tate Kolwyck	.245	15-15	53	12	13	5	1	3	13	29	.547	10	0	13	1	.359	1	0	0-0	21	31	0	1.000
16 Jack Bulger	.244	13-11	41	8	10	1	0	1	7	14	.341	10	0	6	4	.385	1	1	0-0	4	0	0	1.000
3 Cooper Davis	.229	9-9	35	5	8	0	0	1	5	11	.314	6	0	5	0	.341	0	0	1-2	6	0	0	1.000

21 Calvin Hewett	1.000	9-0	2	3	2	2	0	0	3	4	2.000	0	2	0	0	1.000	0	0	0-0	2	0	0	1.000
2 Javier Vaz	.667	4-0	3	1	2	0	0	0	0	2	.667	1	0	0	0	.750	0	0	0-0	4	4	1	.889
18 Will Duff	.500	3-0	2	2	1	0	0	0	0	1	.500	0	1	0	0	.667	0	0	0-0	0	0	0	.000
19 Troy LaNeve	.400	6-0	5	2	2	1	0	1	5	6	1.200	0	0	1	0	.400	0	0	0-0	1	0	0	1.000
20 Jack O'Dowd	.333	6-0	6	3	2	2	0	0	2	4	.667	1	0	3	0	.429	0	0	0-0	0	1	0	1.000
17 C.J. Pittaro	.333	3-0	3	0	1	0	0	0	3	1	.333	0	0	0	0	.333	0	0	0-0	0	1	0	1.000
55 Maxwell Romero Jr.	.286	7-7	21	6	6	2	0	2	9	14	.667	6	1	9	1	.464	0	0	0-0	73	4	0	1.000
39 Gavin Casas	.250	6-0	8	1	2	1	0	0	1	3	.375	0	0	2	0	.250	0	0	0-0	11	0	1	.917
11 Matt Hogan	.250	4-0	4	3	1	0	0	0	1	1	.250	0	0	1	0	.250	0	0	0-0	1	0	0	1.000
34 Spencer Jones	.182	3-2	11	2	2	1	0	0	0	3	.273	0	0	3	1	.182	0	0	0-0	0	0	0	.000
45 Alan Espinal	.000	4-0	3	0	0	0	0	0	0	0	.000	0	0	1	0	.000	0	0	0-0	8	0	0	1.000
10 TJ McKenzie	.000	3-0	1	0	0	0	0	0	0	0	.000	0	1	1	0	.500	0	0	0-0	0	0	0	.000
Totals	.320	15	515	130	165	38	7	23	126	286	.555	95	19	125	11	.439	7	4	22-23	402	121	14	.974
Opponents	.178	15	466	41	83	20	0	9	37	130	.279	52	15	184	15	.280	2	4	6-13	372	116	19	.963

LOB - Team (139), Opp (96). DPs turned - Team (17), Opp (16). CI - Team (0), Opp (1). Picked off - Davis 1, Hewett 1, Thomas 1, Bulger 1, Young 1, Gonzalez 1.

(All games Sorted by Earned run avg)

Player	era	w-l	app	gs	cg	sho	sv	ip	h	r	er	bb	so	2b	3b	hr	b/avg	wp	hp	bks	sfa	sha
80 Kumar Rocker	0.00	4-0	4	4	0	0/1	0	23.0	8	1	0	8	34	5	0	0	.108	1	1	2	0	1
22 Jack Leiter	0.45	4-0	4	4	0	0/1	0	20.0	7	2	1	10	33	0	0	0	.108	0	3	1	0	0

29 Nick Maldonado	0.00	0-0	6	0	0	0/2	1	7.1	3	0	0	2	9	0	0	0	.125	0	1	0	0	0
31 Miles Garrett	0.00	1-0	6	0	0	0/1	0	6.0	3	1	0	1	6	0	0	0	.136	0	1	0	0	0
50 Luke Murphy	0.00	0-0	4	0	0	0/1	2	5.0	1	0	0	1	9	0	0	0	.067	0	0	0	0	0
32 Hugh Fisher	0.00	0-0	4	0	0	0/0	0	4.0	0	0	0	1	5	0	0	0	.000	0	0	0	0	0
36 Grayson Moore	0.00	0-0	3	0	0	0/1	0	3.0	1	0	0	4	2	1	0	0	.125	0	0	1	0	0
88 Patrick Reilly	2.89	1-0	5	0	0	0/1	0	9.1	7	3	3	2	12	1	0	2	.194	2	0	0	0	0
40 Sam Hliboki	3.75	0-0	5	1	0	0/0	0	12.0	11	5	5	3	15	2	0	2	.239	0	2	0	0	0
33 Hunter Owen	4.15	0-0	3	0	0	0/0	0	4.1	2	2	2	4	5	1	0	0	.143	1	1	0	0	0
42 Christian Little	4.22	2-0	4	3	0	0/0	0	10.2	10	6	5	5	13	2	0	2	.270	1	0	0	1	0
35 Chris McElvain	4.32	0-0	5	0	0	0/1	1	8.1	6	4	4	5	12	1	0	0	.207	1	1	0	0	2
27 Ethan Smith	4.50	0-0	4	0	0	0/1	2	6.0	6	3	3	1	10	3	0	1	.250	0	0	0	0	0
66 Thomas Schultz	6.00	1-2	4	3	0	0/2	0	12.0	12	8	8	2	16	4	0	2	.261	1	2	0	1	1
44 Donye Evans	9.00	0-0	1	0	0	0/0	0	1.0	2	2	1	0	1	0	0	0	.333	0	2	0	0	0
30 Nelson Berkwich	9.00	0-0	1	0	0	0/0	0	1.0	2	1	1	0	0	0	0	0	.500	0	0	0	0	0
46 Gage Bradley	27.00	0-0	1	0	0	0/0	0	1.0	2	3	3	3	2	0	0	0	.400	1	1	0	0	0
Totals	2.42	13-2	15	15	0	3/3	6	134.0	83	41	36	52	184	20	0	9	.178	8	15	4	2	4
Opponents	8.20	2-13	15	15	0	0/0	1	124.0	165	130	113	95	125	38	7	23	.320	13	19	2	7	4

PB - Team (2), Rodriguez 2, Opp (1). Pickoffs - Team (2), Fisher 1, Little 1, Opp (6). SBA/ATT - Rodriguez (3-6), Romero Jr. (3-6), Rocker (1-3), Leiter (1-3), McElvain (1-2), Schultz (1-1), Little (0-1), Reilly (0-1), Hliboki (1-1), Murphy (1-1).

The Automated ScoreBook
Overall Statistics for Vanderbilt (as of Mar 17, 2021)
(All games Sorted by Fielding pct)



Player	c	po	a	e	fld%	dp	sba	csb	sba%	pb	ci
5 CJ Rodriguez	109	103	6	0	1.000	0	3	3	.500	2	0
55 Maxwell Romero Jr.	77	73	4	0	1.000	0	3	3	.500	0	0
6 Tate Kolwyck	52	21	31	0	1.000	8	0	0	.000	0	0
8 Isaiah Thomas	23	22	1	0	1.000	1	0	0	.000	0	0
51 Enrique Bradfield Jr	20	20	0	0	1.000	0	0	0	.000	0	0
45 Alan Espinal	8	8	0	0	1.000	0	0	0	.000	0	0
3 Cooper Davis	6	6	0	0	1.000	0	0	0	.000	0	0
16 Jack Bulger	4	4	0	0	1.000	0	0	0	.000	0	0
22 Jack Leiter	3	1	2	0	1.000	0	1	2	.333	0	0
80 Kumar Rocker	2	0	2	0	1.000	0	1	2	.333	0	0
42 Christian Little	2	0	2	0	1.000	0	0	1	.000	0	0
21 Calvin Hewett	2	2	0	0	1.000	0	0	0	.000	0	0
32 Hugh Fisher	2	0	2	0	1.000	0	0	0	.000	0	0
19 Troy LaNeve	1	1	0	0	1.000	0	0	0	.000	0	0
17 C.J. Pittaro	1	0	1	0	1.000	0	0	0	.000	0	0
27 Ethan Smith	1	0	1	0	1.000	0	0	0	.000	0	0
11 Matt Hogan	1	1	0	0	1.000	0	0	0	.000	0	0
50 Luke Murphy	1	1	0	0	1.000	0	1	0	1.000	0	0
33 Hunter Owen	1	1	0	0	1.000	0	0	0	.000	0	0
20 Jack O'Dowd	1	0	1	0	1.000	0	0	0	.000	0	0
12 Dominic Keegan	66	61	4	1	.985	10	0	0	.000	0	0
9 Carter Young	63	20	40	3	.952	10	0	0	.000	0	0
25 Parker Noland	41	35	4	2	.951	4	0	0	.000	0	0
39 Gavin Casas	12	11	0	1	.917	4	0	0	.000	0	0
2 Javier Vaz	9	4	4	1	.889	3	0	0	.000	0	0
99 Jayson Gonzalez	22	6	13	3	.864	1	0	0	.000	0	0
35 Chris McElvain	5	1	2	2	.600	0	1	1	.500	0	0
88 Patrick Reilly	2	0	1	1	.500	0	0	1	.000	0	0
40 Sam Hliboki	0	0	0	0	.000	0	1	0	1.000	0	0
30 Nelson Berkwich	0	0	0	0	.000	0	0	0	.000	0	0
31 Miles Garrett	0	0	0	0	.000	0	0	0	.000	0	0
44 Donye Evans	0	0	0	0	.000	0	0	0	.000	0	0
66 Thomas Schultz	0	0	0	0	.000	0	1	0	1.000	0	0
18 Will Duff	0	0	0	0	.000	0	0	0	.000	0	0
29 Nick Maldonado	0	0	0	0	.000	0	0	0	.000	0	0
34 Spencer Jones	0	0	0	0	.000	0	0	0	.000	0	0
46 Gage Bradley	0	0	0	0	.000	0	0	0	.000	0	0
10 TJ McKenzie	0	0	0	0	.000	0	0	0	.000	0	0
36 Grayson Moore	0	0	0	0	.000	0	0	0	.000	0	0
Totals	537	402	121	14	.974	17	6	7	.462	2	0
Opponents	507	372	116	19	.963	16	22	1	.957	1	1

Hitting minimums - 2.5 TPA/Game
Pitching minimums - 1.0 IP/Game

The Automated ScoreBook
Game Results for Vanderbilt (as of Mar 16, 2021)
(All games)



Date	Opponent	Score	Inns	Overall	SEC	Pitcher of record	Attend	Time
Feb 22, 2021	WRIGHT STATE-1	w 14-1	9	1-0-0	0-0-0	Rocker (W 1-0)	-	3:20
Feb 22, 2021	WRIGHT STATE-2	w 1-0	9	2-0-0	0-0-0	Leiter (W 1-0)	178	2:33
Feb 24, 2021	WESTERN KENTUCKY	w 12-1	9	3-0-0	0-0-0	Little (W 1-0)	140	2:32
Feb 26, 2021	GEORGIA STATE	L 2-4	9	3-1-0	0-0-0	Schultz (L 0-1)	149	3:23
Feb 27, 2021	GEORGIA STATE	w 5-4	9	4-1-0	0-0-0	Garrett (W 1-0)	164	3:02
Feb 28, 2021	GEORGIA STATE-1	w 12-2	9	5-1-0	0-0-0	Rocker (W 2-0)	-	3:28
Feb 28, 2021	GEORGIA STATE-2	w 17-6	9	6-1-0	0-0-0	Leiter (W 2-0)	163	3:16
Mar 05, 2021	ILLINOIS-CHICAGO	w 15-0	9	7-1-0	0-0-0	Schultz (W 1-1)	350	2:55
Mar 06, 2021	ILLINOIS-CHICAGO	w 5-2	9	8-1-0	0-0-0	Rocker (W 3-0)	474	2:24
Mar 07, 2021	ILLINOIS-CHICAGO	w 4-2	9	9-1-0	0-0-0	Leiter (W 3-0)	464	2:59
Mar 09, 2021	MEMPHIS	w 10-4	9	10-1-0	0-0-0	Reilly (W 1-0)	399	3:11
Mar 13, 2021	at #9 Oklahoma State-1	w 5-0	9	11-1-0	0-0-0	Rocker (W 4-0)	-	2:38
Mar 13, 2021	at #9 Oklahoma State-2	w 18-4	9	12-1-0	0-0-0	Leiter (W 4-0)	3480	3:47
Mar 14, 2021	at #9 Oklahoma State	L 6-10	9	12-2-0	0-0-0	Schultz (L 1-2)	3296	3:10
Mar 16, 2021	BELMONT	w 4-1	9	13-2-0	0-0-0	Little (W 2-0)	456	2:44

() extra inning game

The Automated ScoreBook
Miscellaneous Stats for Vanderbilt (as of Mar 16, 2021)
(All games)



Multiple Hit Games	2	3	4	5+	Total
12 Dominic Keegan	6	1	-	-	7
9 Carter Young	5	1	-	-	6
8 Isaiah Thomas	5	1	-	-	6
25 Parker Noland	2	3	-	-	5
51 Enrique Bradfield Jr	3	1	-	-	4
99 Jayson Gonzalez	2	2	-	-	4
16 Jack Bulger	4	-	-	-	4
5 CJ Rodriguez	2	-	-	-	2
3 Cooper Davis	2	-	-	-	2
6 Tate Kolwyck	2	-	-	-	2
55 Maxwell Romero Jr.	-	1	-	-	1
TEAM	33	10	0	0	43

Multiple RBI Games	2	3	4	5+	Total
99 Jayson Gonzalez	1	2	1	-	4
25 Parker Noland	3	-	1	-	4
12 Dominic Keegan	2	1	-	1	4
8 Isaiah Thomas	1	2	-	-	3
9 Carter Young	2	-	1	-	3
6 Tate Kolwyck	1	1	1	-	3
16 Jack Bulger	2	-	-	-	2
55 Maxwell Romero Jr.	1	-	-	1	2
51 Enrique Bradfield Jr	2	-	-	-	2
19 Troy LaNeve	1	1	-	-	2
17 C.J. Pittaro	1	-	-	-	1
5 CJ Rodriguez	1	-	-	-	1
3 Cooper Davis	-	1	-	-	1
20 Jack O'Dowd	1	-	-	-	1
21 Calvin Hewett	1	-	-	-	1
TEAM	20	8	4	2	34

Hitting Streaks	Longest	Current
9 Carter Young	14	-
12 Dominic Keegan	8	8
6 Tate Kolwyck	7	7
51 Enrique Bradfield Jr	5	-
8 Isaiah Thomas	5	5
25 Parker Noland	5	5
5 CJ Rodriguez	4	-
55 Maxwell Romero Jr.	3	1
3 Cooper Davis	3	3
99 Jayson Gonzalez	3	2
16 Jack Bulger	2	1
2 Javier Vaz	2	-
39 Gavin Casas	2	-
34 Spencer Jones	2	2
19 Troy LaNeve	2	2
20 Jack O'Dowd	2	2
21 Calvin Hewett	2	2
17 C.J. Pittaro	1	-
18 Will Duff	1	1
11 Matt Hogan	1	1

Reached Base Streaks	Longest	Current
9 Carter Young	15	15
51 Enrique Bradfield Jr	13	-
12 Dominic Keegan	10	10
99 Jayson Gonzalez	8	5
6 Tate Kolwyck	8	8
16 Jack Bulger	8	1
55 Maxwell Romero Jr.	7	7
25 Parker Noland	6	5
8 Isaiah Thomas	5	5
5 CJ Rodriguez	5	1
21 Calvin Hewett	4	4
20 Jack O'Dowd	3	3
2 Javier Vaz	3	3
3 Cooper Davis	3	3
18 Will Duff	2	2
19 Troy LaNeve	2	2
34 Spencer Jones	2	2
39 Gavin Casas	2	-
11 Matt Hogan	1	1
17 C.J. Pittaro	1	-
10 TJ McKenzie	1	1

The Automated ScoreBook
Miscellaneous Stats for Vanderbilt (as of Mar 16, 2021)
(All games)



Starting Lineup By Position
(Team W-L record when starter)

PITCHER:

22 Jack Leiter	4	(4-0)
80 Kumar Rocker	4	(4-0)
66 Thomas Schultz	3	(1-2)
42 Christian Little	3	(3-0)
40 Sam Hliboki	1	(1-0)

CATCHER:

5 CJ Rodriguez	8	(8-0)
55 Maxwell Romero J	7	(5-2)

FIRST BASE:

12 Dominic Keegan	10	(9-1)
25 Parker Noland	5	(4-1)

SECOND BASE:

6 Tate Kolwyck	15	(13-2)
----------------	----	--------

THIRD BASE:

99 Jayson Gonzalez	13	(11-2)
25 Parker Noland	2	(2-0)

SHORTSTOP:

9 Carter Young	15	(13-2)
----------------	----	--------

LEFT FIELD:

3 Cooper Davis	8	(7-1)
16 Jack Bulger	7	(6-1)

CENTER FIELD:

51 Enrique Bradfield	15	(13-2)
----------------------	----	--------

RIGHT FIELD:

8 Isaiah Thomas	14	(12-2)
3 Cooper Davis	1	(1-0)

DESIGNATED HITTER:

25 Parker Noland	8	(7-1)
16 Jack Bulger	4	(3-1)
34 Spencer Jones	2	(2-0)
99 Jayson Gonzalez	1	(1-0)

Starting Lineup By Lineup Spot
(Team W-L record when starter)

LEADOFF:

3 Cooper Davis	9	(8-1)
16 Jack Bulger	6	(5-1)

2ND SPOT:

9 Carter Young	15	(13-2)
----------------	----	--------

3RD SPOT:

12 Dominic Keegan	6	(6-0)
16 Jack Bulger	4	(3-1)
8 Isaiah Thomas	3	(2-1)
25 Parker Noland	1	(1-0)
5 CJ Rodriguez	1	(1-0)

CLEANUP:

25 Parker Noland	13	(11-2)
8 Isaiah Thomas	2	(2-0)

5TH SPOT:

8 Isaiah Thomas	8	(7-1)
6 Tate Kolwyck	3	(2-1)
5 CJ Rodriguez	2	(2-0)
16 Jack Bulger	1	(1-0)
25 Parker Noland	1	(1-0)

6TH SPOT:

55 Maxwell Romero J	7	(5-2)
5 CJ Rodriguez	5	(5-0)
8 Isaiah Thomas	1	(1-0)
6 Tate Kolwyck	1	(1-0)
34 Spencer Jones	1	(1-0)

7TH SPOT:

6 Tate Kolwyck	10	(9-1)
12 Dominic Keegan	4	(3-1)
51 Enrique Bradfield	1	(1-0)

8TH SPOT:

51 Enrique Bradfield	14	(12-2)
6 Tate Kolwyck	1	(1-0)

9TH SPOT:

99 Jayson Gonzalez	14	(12-2)
34 Spencer Jones	1	(1-0)

CAREER HIGHS

30 ★ Nelson Berkwich Innings Pitched: 1.0, vs. Georgia St.-2 (2/28/21) Strikeouts: None Hits Allowed: 2, vs. Georgia St.-2 (2/28/21) Walks Allowed: None Runs Allowed: 1, vs. Georgia St.-2 (2/28/21)
51 ★ Enrique Bradfield Jr. Hits: 3, vs. UIC (3/5/21) Runs: 2, 3x, last vs. Memphis (3/9/21) RBI: 2, 2x, last vs. vs. Memphis (3/9/21) Walks: 2, 3x, last at Oklahoma St.-2 (3/13/21) HRs: None Strikeouts: 2, 2x last vs. UIC (3/6/21) Stolen Bases: 3, vs. Memphis (3/9/21)
46 ★ Gage Bradley Innings Pitched: 1.0, vs. Georgia St.-2 (2/28/21) Strikeouts: 2, vs. Georgia St.-2 (2/28/21) Hits Allowed: 2, vs. Georgia St.-2 (2/28/21) Walks Allowed: 3, vs. Georgia St.-2 (2/28/21) Runs Allowed: 3, vs. Georgia St.-2 (2/28/21)
16 ★ Jack Bulger Hits: 2, 3x, last vs. UIC (3/7/21) Runs: 2, vs. Georgia St.-2 (2/28/21) RBI: 2, 2x, last Oklahoma St.-2 (3/18/21) Walks: 2, 4x, last vs. Belmont (3/16/21) HRs: 1, vs. UIC (3/7/21) Strikeouts: 1, 6x, last at Oklahoma St. (3/14/21) Stolen Bases: None
39 ★ Gavin Casas Hits: 1, vs. Georgia St.-2 (2/28/21) Runs: 1, vs. Georgia St.-2 (2/28/21) RBI: None Walks: None HRs: None Strikeouts: 1, 2x, last at Oklahoma St.-2 (3/13/21) Stolen Bases: None
3 ★ Cooper Davis Hits: 4, vs. SEMO (2/26/19) Runs: 3, 2x, last vs. Tennessee (3/30/19) RBI: 3, 3x, last vs. Memphis (3/9/21) Walks: 3, vs. Illinois-Chicago (2/23/20) HRs: 1, vs. Memphis (3/9/21) Strikeouts: 2, 4x, last at Oklahoma St. (3/14/21) Stolen Bases: 1, 9x, last vs. UIC (3/5/21)
43 ★ Michael Doolin Innings Pitched: 4.0, vs. South Alabama (2/19/20) Strikeouts: 7, vs. South Alabama (2/19/20) Hits Allowed: 2, vs. Evansville (2/25/20) Walks Allowed: 2, vs. Hawaii (3/1/20) Runs Allowed: 1, vs. Hawaii (3/1/20)
18 ★ Will Duff Hits: 2, 2x, last vs. Hawaii (3/1/20) Runs: 1, 4x, last at Oklahoma St.-2 (3/13/21) RBI: 2, vs. Cal Poly (2/16/20) Walks: 1, vs. Hawaii (3/1/20) HRs: None Strikeouts: 2, vs. Illinois-Chicago (2/23/20) Stolen Bases: 1, vs. Hawaii (3/1/20)
45 ★ Alan Espinal Hits: None Runs: None RBI: None Walks: None HRs: None Strikeouts: 1, at Oklahoma St.-2 (3/13/21) Stolen Bases: None

44 ★ Donye Evans Innings Pitched: 1.0, at Oklahoma St.-2 (3/13/21) Strikeouts: 1, at Oklahoma St.-2 (3/13/21) Hits Allowed: 2, at Oklahoma St.-2 (3/13/21) Walks Allowed: None Runs Allowed: 2, at Oklahoma St.-2 (3/13/21)
32 ★ Hugh Fisher Innings Pitched: 4.0, vs. Illinois State (3/10/19) Strikeouts: 8, vs. Missouri (5/12/19) Hits Allowed: 4, vs. Arkansas (4/14/19) Walks Allowed: 2, 7x, last vs. LSU (5/25/19) Runs Allowed: 4, vs. Duke (6/7/19)
31 ★ Miles Garrett Innings Pitched: 1.1, at Oklahoma St. (3/14/21) Strikeouts: 2, vs. Memphis (3/9/21) Hits Allowed: 2, vs. Memphis (3/9/21) Walks Allowed: 1, vs. Western Kentucky (2/24/21) Runs Allowed: 1, vs. Memphis (3/9/21)
99 ★ Jayson Gonzalez Hits: 4, 2x, last vs. Austin Peay (2/27/18) Runs: 3, vs. Middle Tennessee (5/15/18) RBI: 5, vs. UMass-Lowell (2/24/18) Walks: 2, 5x, last vs. Belmont (3/16/21) HRs: 2, vs. UMass-Lowell (2/24/18) Strikeouts: 3, 5x, last at Tennessee (5/12/18) Stolen Bases: 1, 3x, last vs. Illinois St. (3/10/19)
77 ★ Brett Hansen Innings Pitched: None Strikeouts: None Hits Allowed: None Walks Allowed: None Runs Allowed: None
21 ★ Calvin Hewett Hits: 1, 2x, last at Oklahoma St.-2 (3/13/21) Runs: 1, 3x, last vs. UIC (3/5/21) RBI: 2, vs. UIC (3/5/21) Walks: None HRs: None Strikeouts: None Stolen Bases: None
40 ★ Sam Hliboki Innings Pitched: 5.0, at UCLA (3/6/20) Strikeouts: 7, vs. Georgia St. (2/27/21) Hits Allowed: 4, vs. Georgia St. (2/27/21) Walks Allowed: 1, 4x, last vs. Belmont (3/16/21) Runs Allowed: 2, at Oklahoma St.-2 (3/13/21)
11 ★ Matt Hogan Hits: 1, at Oklahoma St.-2 (3/13/21) Runs: 1, 4x, last at Oklahoma St.-2 (3/13/21) RBI: 1, vs. Georgia St.-2 (2/28/21) Walks: 1, vs. Davidson (3/5/19) HRs: None Strikeouts: 1, 4x, last at Oklahoma St.-2 (3/13/21) Stolen Bases: None
34 ★ Spencer Jones Hits: 2, 2x, last at UCLA (3/6/20) Runs: 2, 2x, last vs. Memphis (3/9/21) RBI: 2, vs. Cal Poly (2/16/20) Walks: 1, 4x, last vs. Hawaii (2/29/20) HRs: None Strikeouts: 2, vs. UIC (3/7/21) Stolen Bases: 2, vs. UConn (2/15/20)

12 ★ Dominic Keegan Hits: 3, vs. Western Kentucky (2/24/21) Runs: 3, vs. Western Kentucky (2/24/21) RBI: 6, vs. Georgia St.-2 (2/28/21) Walks: 2, vs. Georgia St.-1 (2/28/21) HRs: 1, 3x, last vs. Georgia St.-2 (2/28/21) Strikeouts: 2, 4x, last vs. Georgia St.-1 (2/28/21) Stolen Bases: None
6 ★ Tate Kolwyck Hits: 2, 4x, last vs. Georgia St.-1 (2/28/21) Runs: 2, 3x, last at Oklahoma St. (3/14/21) RBI: 4, at Oklahoma St.-2 (3/13/21) Walks: 2, 2x, last vs. Georgia St.-1 (2/28/21) HRs: 1, 3x, last at Oklahoma St.-2 (3/13/21) Strikeouts: 2, 6x, last at Oklahoma St. (3/14/21) Stolen Bases: None
19 ★ Troy Laneve Hits: 1, 2x, last at Oklahoma St.-2 (3/13/21) Runs: 1, 2x, last at Oklahoma St.-2 (3/13/21) RBI: 3, at Oklahoma St.-2 (3/13/21) Walks: None HRs: 1, at Oklahoma St.-2 (3/13/21) Strikeouts: 1, 2x, last vs. Georgia St.-2 (2/28/21) Stolen Bases: None
22 ★ Jack Leiter Innings Pitched: 5.0, 6x, last at Oklahoma St.-2 (3/13/21) Strikeouts: 12, vs. South Alabama (2/18/20) Hits Allowed: 4, vs. TCU (3/8/20) Walks Allowed: 4, 2x, last vs. Georgia St.-2 (2/28/21) Runs Allowed: 3, vs. TCU (3/8/20)
42 ★ Christian Little Innings Pitched: 4.0, vs. Belmont (3/16/21) Strikeouts: 7, vs. Belmont (3/16/21) Hits Allowed: 3, vs. Memphis (3/9/21)) Walks Allowed: 3, vs. Memphis (3/9/21) Runs Allowed: 3, vs. Memphis (3/9/21)
29 ★ Nick Maldonado Innings Pitched: 2.0, 3x, last vs. Central Arkansas (3/3/20) Strikeouts: 5, vs. Saint Louis (2/26/20) Hits Allowed: 6, vs. Saint Louis (2/26/20) Walks Allowed: 2, vs. Wright St.-2 (2/22/21) Runs Allowed: 2, vs. Saint Louis (2/26/20)
35 ★ Chris McElvain Innings Pitched: 3.0, vs. Wright St.-1 (2/22/21) Strikeouts: 5, vs. Wright St.-2 (2/22/21) Hits Allowed: 4, vs. Cal Poly (2/16/20) Walks Allowed: 2, vs. Cal Poly (2/16/20) Runs Allowed: 4, vs. Cal Poly (2/16/20)
10 ★ T.J. McKenzie Hits: None Runs: 1, vs. Hawaii (3/1/20) RBI: None Walks: None HRs: None Strikeouts: 1, vs. Western Kentucky (2/24/21) Stolen Bases: None
36 ★ Grayson Moore Hits: None Runs: None RBI: None Walks: None HRs: None Strikeouts: None Stolen Bases: None

50 ★ Luke Murphy Innings Pitched: 2.0, vs. Georgia St. (2/27/21) Strikeouts: 3, 2x, last vs. Georgia St. (2/27/21) Hits Allowed: 1, 2x, last vs. Central Arkansas (3/3/20) Walks Allowed: 4, vs. UIC (2/22/20) Runs Allowed: 2, vs. UIC (2/22/20)
25 ★ Parker Noland Hits: 3, 3x, last at Oklahoma St.-2 (3/13/21) Runs: 2, 4x, last at Oklahoma St.-2 (3/13/21) RBI: 4, vs. Georgia St.-1 (2/28/21) Walks: 3, vs. Central Arkansas (3/3/20) HRs: 1, vs. Georgia St.-1 (2/28/21) Strikeouts: 2, 6x, last vs. Wright St.-1 (2/22/21) Stolen Bases: 1, 5x, last at Oklahoma St.-2 (3/13/21)
20 ★ Jack O'Dowd Hits: 1, 2x, last at Oklahoma St.-2 (3/13/21) Runs: 1, 3x, last at Oklahoma St.-2 (3/13/21) RBI: 2, at Oklahoma St.-2 (3/13/21) Walks: None HRs: None Strikeouts: 1, 2x, last Western Kentucky (2/24/21) Stolen Bases: None
33 ★ Hunter Owen Innings Pitched: 4.0, Western Kentucky (2/24/21) Strikeouts: 4, Western Kentucky (2/24/21) Hits Allowed: 1, 2x, last vs. Georgia St.-1 (2/28/21) Walks Allowed: 2, 2x, last at Oklahoma St.-2 (3/13/21) Runs Allowed: 2, vs. Georgia St.-1 (2/28/21)
17 ★ C.J. Pittaro Hits: 1, vs. Western Kentucky (2/24/21) Runs: None RBI: 2, vs. Western Kentucky (2/24/21) Walks: None HRs: None Strikeouts: None Stolen Bases: None
88 ★ Patrick Reilly Innings Pitched: 3.1, vs. Memphis (3/9/21) Strikeouts: 4, vs. Memphis (3/9/21) Hits Allowed: 4, at Oklahoma St. (3/14/21) Walks Allowed: 2, at Oklahoma St. (3/14/21) Runs Allowed: 3, at Oklahoma St. (3/14/21)
80 ★ Kumar Rocker Innings Pitched: 9.0, vs. Duke (6/8/19) Strikeouts: 19, vs. Duke (6/8/19) Hits Allowed: 10, vs. Tennessee (3/31/19) Walks Allowed: 4, 2x, last at UCLA (3/6/20) Runs Allowed: 7, vs. Tennessee (3/31/19)
5 ★ CJ Rodriguez Hits: 4, vs. UConn (2/15/20) Runs: 2, vs. Cal Poly (2/16/20) RBI: 3, vs. UConn (2/15/20) Walks: 3, vs. Memphis (3/9/21) HRs: None Strikeouts: 3, vs. Wright St.-1 (2/22/21) Stolen Bases: None
55 ★ Maxwell Romero Jr. Hits: 3, vs. Georgia St.-2 (2/28/21) Runs: 3, vs. Georgia St.-2 (2/28/21) RBI: 7, vs. Georgia St.-2 (2/28/21) Walks: 1, vs. Georgia St.-2 (2/28/21) HRs: 2, vs. Georgia St.-2 (2/28/21) Strikeouts: 2, 4x, last at Oklahoma St. (3/14/21) Stolen Bases: None

CAREER HIGHS

66 ★ Thomas Schultz

Innings Pitched: 5.0, 2x, last vs. UIC (3/5/21)
Strikeouts: 8, vs. UIC (3/5/21)
Hits Allowed: 6, at Oklahoma St. (3/14/21)
Walks Allowed: 2, 2x, last vs. Georgia St. (2/26/21)
Runs Allowed: 6, at Oklahoma St. (3/14/21)

27 ★ Ethan Smith

Innings Pitched: 5.0, 3x, last vs. Toledo (3/11/20)
Strikeouts: 8, at South Carolina (5/3/19)
Hits Allowed: 3, 4x, last vs. Toledo (3/11/20)
Walks Allowed: 4, vs. Toledo (3/11/20)
Runs Allowed: 2, 6x, last vs. Georgia St. (2/26/21)

28 ★ Ryan Stefiuk

Innings Pitched: None
Strikeouts: None
Hits Allowed: None
Walks Allowed: None
Runs Allowed: None

8 ★ Isaiah Thomas

Hits: 4, vs. Tennessee Tech (4/30/19)
Runs: 3, 2x, last vs. Wright St.-1 (2/22/21)
RBI: 5, vs. Tennessee Tech (4/30/19)
Walks: 1, 5x, last vs. Georgia St.-2 (2/28/21)
HRs: 2, 3x, at Oklahoma St. (3/14/21)
Strikeouts: 3, at Alabama (4/19/19)
Stolen Bases: 1, 6x, last vs. Belmont (3/16/21)

2 ★ Javier Vaz

Hits: 1, vs. Georgia St.-2 (2/28/21)
Runs: 1, at Oklahoma St.-2 (3/13/21)
RBI: None
Walks: 1, at Oklahoma St.-2 (3/13/21)
HRs: None
Strikeouts: None
Stolen Bases: None

9 ★ Carter Young

Hits: 3, 3x, last vs. UIC (3/6/21)
Runs: 3, vs. UIC (3/6/21)
RBI: 4, vs. UIC (3/5/21)
Walks: 1, 10x, last at Oklahoma St.-2 (3/13/21)
HRs: 1, 4x, last vs. UIC (3/6/21)
Strikeouts: 2, 8x, last vs. Belmont (3/16/21)
Stolen Bases: 1, 2x, last vs. vs. UIC (3/6/21)

THE LAST TIME VANDERBILT ...

Won 5 or more consecutive games	9 games (Feb. 27-March 13, 2021)
Won 7 or more consecutive games	9 games (Feb. 27-March 13, 2021)
Won 10 or more consecutive games	12 games (May 12, 2019-June 2, 2019)
Won 13 or more consecutive games	13 games (April 16-May 10, 2019)
Won 14 or more consecutive games	14 games (April 20-May 16, 2013)
Won 15 or more consecutive games	19 games (Feb. 9-March 16, 2007)
Won 5 or more consecutive home games	8 games (Feb. 27-present)
Won 8 or more consecutive home games	8 games (Feb. 27-present)
Won 10 or more consecutive home games	17 games (May 29, 2015-March 15, 2016)
Won 20 or more consecutive home games	Never Happened
Won 5 or more consecutive road games	11 games (April 9-May 17, 2019)
Won 7 or more consecutive road games	11 games (April 9-May 17, 2019)
Won 10 or more consecutive road games	11 games (April 9-May 17, 2019)
Won 12 or more consecutive road games	13 games (April 20, 2013-March 18, 2014)
Won 5 or more consecutive conference games	10 games (April 19-May 10, 2019)
Won 6 or more consecutive conference games	10 games (April 19-May 10, 2019)
Won 9 or more consecutive conference games	10 games (April 19-May 10, 2019)
Won 11 or more consecutive conference games	11 games (April 20-May 16, 2013)
Won 5 or more consecutive conference home games	9 games (May 17, 2018-March 30, 2019)
Won 8 or more consecutive conference home games	9 games (May 17, 2018-March 30, 2019)
Won 9 or more consecutive conference home games	12 games (March 23-May 16, 2013)
Won 5 or more consecutive conference road games	9 games (April 19, 2019-present)
Won 7 or more consecutive conference road games	9 games (April 19, 2019-present)
Won 9 or more consecutive conference road games	9 games (April 19, 2019-present)
Won 5 or more consecutive midweek games	20 games (March 5, 2019-present)
Won 10 or more consecutive midweek games	20 games (March 5, 2019-present)
Won 15 or more consecutive midweek games	20 games (March 5, 2019-present)
Won 17 or more consecutive midweek games	20 games (March 5, 2019-present)
Won 5 or more consecutive midweek home games	16 games (May 5, 2019-present)
Won 13 or more consecutive midweek home games	16 games (May 5, 2019-present)
Won 14 or more consecutive midweek home games	16 games (May 5, 2019-present)
Lost 5 or more consecutive games	6 games (April 29-May 8, 2018)
Lost 7 or more consecutive games	7 games (March 28-April 6, 1997)
Lost 8 or more consecutive games	12 games (March 25-April 10, 1994)
Lost 4 or more consecutive home games	4 games (Feb. 24-29, 2012)
Lost 5 or more consecutive home games	6 games (April 30-May 22, 2005)
Lost 6 or more consecutive home games	6 games (April 30-May 22, 2005)
Lost 7 or more consecutive home games	9 games (1965-1966)
Lost 5 or more consecutive road games	6 games (March 30-April 20, 2018)
Lost 6 or more consecutive road games	6 games (March 30-April 20, 2018)
Lost 7 or more consecutive road games	8 games (Feb. 17-April 6, 2012)
Lost 8 or more consecutive road games	8 games (Feb. 17-April 6, 2012)
Lost 9 or more consecutive road games	9 games (March 25-April 26, 1994)
Los 10 or more consecutive road games	11 games (April 18, 1978-March 5, 1979)
Lost 5 or more consecutive conference games	6 games (May 10, 2009-March 20, 2010)
Lost 6 or more consecutive conference games	6 games (May 10, 2009-March 20, 2010)
Lost 7 or more consecutive conference games	7 games (May 10, 2008-March 15, 2009)
Lost 8 or more consecutive conference games	11 games (April 5-27, 2002)
Lost 9 or more consecutive conference games	11 games (April 5-27, 2002)
Lost 10 or more consecutive conference games	11 games (April 5-27, 2002)
Lost 5 or more consecutive conference home games	5 games (April 12-27, 2002)
Lost 6 or more consecutive conference home games	9 games (April 14-May 14, 2000)
Lost 7 or more consecutive conference home games	9 games (April 14-May 14, 2000)
Lost 8 or more consecutive conference home games	9 games (April 14-May 14, 2000)
Lost 5 or more consecutive conference road games	5 games (March 30-April 20, 2018)
Lost 6 or more consecutive conference road games	10 games (April 5-May 17, 2002)
Lost 7 or more consecutive conference road games	10 games (April 5-May 17, 2002)
Lost 8 or more consecutive conference road games	10 games (April 5-May 17, 2002)
Shutout an opponent	at Oklahoma State - Game 1, 5-0 (March 13, 2021)
Shutout an opponent on Opening Day	vs. Wright State - Game 2, 1-0 (Feb. 22, 2021)
Shutout an opponent at home	vs. Illinois-Chicago, 15-0 (March 5, 2021)
Shutout an SEC opponent at home	vs. Florida, 5-0 (March 21, 2019)
Shutout an opponent on the road	at Oklahoma State - Game 1, 5-0 (March 13, 2021)
Shutout an SEC opponent on the road	at Alabama, 2-0 (April 21, 2019)
Shutout an opponent on a neutral field	vs. Duke, 3-0 @ Nashville Super Regional (June 8, 2019)
Shutout a midweek opponent at home	vs. Evansville, 6-0 (Feb. 25, 2020)
Shutout a midweek opponent on the road	at Middle Tennessee, 1-0 (April 12, 2011)
Shutout back-to-back opponents	vs. South Alabama, 3-0 + 4-0 (Feb. 18-19, 2020)
Shutout three consecutive opponents	vs. South Alabama, 3-0 + 4-0; vs. Illinois-Chicago, 9-0 (Feb. 18-21, 2020)
Was shutout	at Texas A&M, 7-0 (March 17, 2019)
Was shutout in back-to-back games	Kentucky, 14-0 & 4-0 (April 23, 1976)
Was shutout on Opening Day	vs. San Diego, 10-0 (Feb. 17, 2006)
Was shutout at home	Kentucky, 3-0 (April 17, 2016)
Was shutout at home by an SEC opponent	Kentucky, 3-0 (April 17, 2016)

Was shutout on the road	at Texas A&M, 7-0 (March 17, 2019)
Was shutout on the road by an SEC opponent	at Texas A&M, 7-0 (March 17, 2019)
Was shutout on a neutral field	vs. Louisiana, 3-0, at Minute Maid Park (March 3, 2018)
Was shutout against a midweek opponent at home	vs. Belmont, 1-0 (Feb. 26, 2003)
Was shutout against a midweek opponent on the road	at North Florida, 2-0 (March 5, 1991)
Was shutout against a non-conference opponent on a neutral site	vs. Louisiana, 3-0, at MMP (March 3, 2018)
Run-ruled an opponent	vs. Auburn, 11-1, 8 inn. @ SEC Tournament (May 22, 1990)
Run-ruled an opponent at home	vs. Evansville, 14-3, 5 inn. (April 17, 2002)
Was run-ruled	vs. Texas A&M, 13-3, 7 inn. @ SEC Tournament (May 27, 2016)
Played in 14 or more innings	14 innings, vs. Illinois-Chicago (W, 6-5) (Feb. 27, 2016)
Played in 15 or more innings	16 innings, vs. Ole Miss (L, 6-5) (April 10, 2015)
Played in 16 or more innings	16 innings, vs. Ole Miss (L, 6-5) (April 10, 2015)
Played in 17 or more innings	17 innings, vs. Louisville (W, 11-10) (May 11, 2010)
Won both games of a doubleheader	at #13 Oklahoma State: 5-0, 18-4 (March 13, 2021)
Shutout opponent in both games of a doubleheader	vs. Georgia: 3-0, 6-0 (April 27, 1976)
Lost both games of a doubleheader	at Tennessee: 4-2 (11), 4-3 (April 25, 2010)
Swept a 3-game series at home	vs. Illinois-Chicago (Feb. 21-23, 2020)
Swept a 3-game series at home vs. non-conference opponent	vs. Illinois-Chicago (Feb. 21-23, 2020)
Swept a 3-game series on the road	at Kentucky (May 16-18, 2019)
Swept a 3-game SEC series at home	vs. #25 Auburn (April 25-27, 2019)
Swept a 3-game SEC series on the road	at Kentucky (May 16-18, 2019)
Swept a midweek series at home	2 games, vs. South Alabama (Feb. 18-19, 2020)
Swept a midweek series on the road	2 games, at Ohio (May 17-18, 2005)
Swept a four-game series	vs. Sewanee (1907)
Was swept in a 3-game series at home	vs. Oregon (Feb. 24-26, 2012)
Was swept in a 3-game series at home vs. non-conference opponent	vs. Oregon (Feb. 24-26, 2012)
Was swept in a 3-game series on the road	at Auburn (May 4-6, 2018)
Was swept in a 3-game SEC series at home	vs. Tennessee (May 14-16, 2009)
Was swept in a 3-game SEC series on the road	at Auburn (May 4-6, 2018)
Swept 3 or more SEC series in a season	5, 2019 (vs. UF, at ALA, vs. AUB, at USC, at UK)
Swept 5 or more SEC series in a season	5, 2019 (vs. UF, at ALA, vs. AUB, at USC, at UK)
Swept 6 or more SEC series in a season	6, 2013 (at AUB, vs. UT, at OM, vs. MIZ, vs. MSU, vs. UK)
Was swept in 3 or more SEC series in a season	3, 2009 (vs. ALA, at USC, vs. UT)
Was swept in 4 or more SEC series in a season	4, 2002 (vs. UGA, at OM, at UF, at AUB)
Swept Alabama in a 3-game series at home	April 9-11, 2011
Swept Alabama in a 3-game series on the road	April 19-21, 2019
Was swept by Alabama in a 3-game series at home	April 17-19, 2009
Was swept by Alabama in a 3-game series on the road	April 22-23, 2006
Swept Florida in a 3-game series at home	March 21-23, 2019
Swept Florida in a 3-game series on the road	Never Happened
Was swept by Florida in a 3-game series at home	May 20-22, 2005
Was swept by Florida in a 3-game series on the road	March 30-April 1, 2018
Swept Georgia in a 3-game series at home	April 29-May 1, 2016
Swept Georgia in a 3-game series on the road	April 3-5, 2015
Was swept by Georgia in a 3-game series at home	March 22-24, 2002
Was swept by Georgia in a 3-game series on the road	May 2-4, 2003
Swept Kentucky in a 3-game series at home	May 17-19, 2018
Swept Kentucky in a 3-game series on the road	May 16-18, 2019
Was swept by Kentucky in a 3-game series at home	May 12-14, 2000
Was swept by Kentucky in a 3-game series on the road	April 9-10, 1988
Swept LSU in a 3-game series at home	April 22-24, 2011
Swept LSU in a 3-game series on the road	Never Happened
Was swept by LSU in a 3-game series at home	Never Happened
Was swept by LSU in a 3-game series on the road	March 7-9, 1997
Swept Mississippi State in a 3-game series at home	April 26-28, 2013
Swept Mississippi State in a 3-game series on the road	March 16-18, 2018
Was swept by Mississippi State in a 3-game series at home	April 20-21, 1991
Was swept by Mississippi State in a 3-game series on the road	March 11-12, 2000
Swept Missouri in a 3-game series at home	April 24-26, 2015
Swept Missouri in a 3-game series on the road	May 25-27, 2016
Was swept by Missouri in a 3-game series at home	Never Happened
Was swept by Missouri in a 3-game series on the road	Never Happened
Swept Ole Miss in a 3-game series at home	May 17-19, 2012
Swept Ole Miss in a 3-game series on the road	April 5-7, 2013
Was swept by Ole Miss in a 3-game series at home	1967
Was swept by Ole Miss in a 3-game series on the road	April 5-6, 2008
Swept South Carolina in a 3-game series at home	Never Happened
Swept South Carolina in a 3-game series on the road	May 3-5, 2019
Was swept by South Carolina in a 3-game series at home	April 12-14, 2002
Was swept by South Carolina in a 3-game series on the road	May 1-3, 2009
Swept Tennessee in a 3-game series at home	March 29-31, 2013
Swept Tennessee in a 3-game series on the road	May 2-4, 2008
Was swept by Tennessee in a 3-game series at home	May 14-16, 2009
Was swept by Tennessee in a 3-game series on the road	May 5-7, 2000

THE LAST TIME VANDERBILT ...

Defeated a Top 25 ranked team _____ at #13 Oklahoma State - Game 2, 18-4 (March 13, 2021)
Defeated a Top 25 ranked team at home _____ vs. #21 Missouri, 7-2 (May 12, 2019)
Defeated a Top 25 ranked team on the road _____ at #13 Oklahoma State - Game 2, 18-4 (March 13, 2021)
Defeated a Top 25 ranked team at a neutral site _____ vs. #22 TCU, 4-3 (March 8, 2020)
Defeated a Top 25 ranked non-conference team _____ at #13 Oklahoma State - Game 2, 18-4 (March 13, 2021)
Defeated a Top 25 ranked non-conference team at home _____ vs. #23 Indiana State, 12-1 (June 2, 2019)
Defeated a Top 25 ranked non-conference team on the road _____ at #13 Oklahoma State - Game 4, 18-4 (March 13, 2021)

Defeated a Top 20 ranked team _____ at #13 Oklahoma State - Game 2, 18-4 (March 13, 2021)
Defeated a Top 20 ranked team at home _____ vs. #12 Arkansas, 12-2 (April 13, 2019)
Defeated a Top 20 ranked team on the road _____ at #13 Oklahoma State - Game 2, 18-4 (March 13, 2021)
Defeated a Top 20 ranked team at a neutral site _____ vs. #11 Louisville, 3-2 (June 21, 2019)

Defeated a Top 15 ranked team _____ at #13 Oklahoma State - Game 2, 18-4 (March 13, 2021)
Defeated a Top 15 ranked team at home _____ vs. #12 Arkansas, 12-2 (April 13, 2019)
Defeated a Top 15 ranked team on the road _____ at #13 Oklahoma State - Game 2, 18-4 (March 13, 2021)
Defeated a Top 15 ranked team at a neutral site _____ vs. #11 Louisville, 3-2 (June 21, 2019)

Defeated a Top 10 ranked team _____ vs. #3 Mississippi State, 6-3 (June 19, 2019)
Defeated a Top 10 ranked team at home _____ vs. #5 Ole Miss, 8-7 (April 15, 2018)
Defeated a Top 10 ranked team on the road _____ at #6 Louisville, 6-2 (May 7, 2019)
Defeated a Top 10 ranked team at a neutral site _____ vs. #3 Mississippi State, 6-3 (June 19, 2019)

Defeated a Top 5 ranked team _____ vs. #3 Mississippi State, 6-3 (June 19, 2019)
Defeated a Top 5 ranked team at home _____ vs. #5 Ole Miss, 8-7 (April 15, 2018)
Defeated a Top 5 ranked team on the road _____ at #4 Georgia, 3-2 -- 11 inn. (April 5, 2019)
Defeated a Top 5 ranked team at a neutral site _____ vs. #3 Mississippi State, 6-3 (June 19, 2019)

Defeated a #1 ranked team _____ vs. #1 Texas A&M, 6-5 (May 25, 2016)
Defeated a #1 ranked team at home _____ vs. #1 Kentucky, 4-3 (April 28, 2012)
Defeated a #1 ranked team on the road _____ at #1 Florida, 5-0 (May 14, 2016)
Defeated a #1 ranked team at a neutral site _____ vs. #1 Texas A&M, 6-5 (May 25, 2016)

Won a series against a Top 25 ranked team _____ at #13 Oklahoma State: 5-0, 18-4, 6-10 (March 13-14, 2021)
Won a series against a Top 10 ranked team _____ vs. #5 Ole Miss: 3-11, 8-7, 8-7 (April 13-15, 2018)
Won a series against a Top 25 ranked team at home _____ vs. #21 Missouri: 5-2, 2-5, 7-2 (May 10-12, 2019)
Won a series against a Top 10 ranked team at home _____ vs. #5 Ole Miss: 3-11, 8-7, 8-7 (April 13-15, 2018)
Won a series against a Top 25 ranked team on the road _____ at #13 Oklahoma State: 5-0, 18-4, 6-10 (March 13-14, 2021)
Won a series against a Top 10 ranked team on the road _____ at #4 Florida: 0-1, 3-0, 16-2 (May 8-10, 2014)
Swept a series against a Top 25 ranked team _____ vs. #25 Auburn: 12-6, 5-2, 9-5 (April 25-27, 2019)
Swept a series against a Top 10 ranked team _____ 2 games, at #1 Arkansas, 9-0, 13-6 (April 10-11, 2009)
Have not swept a 3-game series in the Tim Corbin era
Played to a tie _____ vs. Alabama, 3-3 - 8 inn. (May 20, 2017)

Hit back-to-back home runs _ Carter Young (solo), Dominic Keegan (solo) - 7th inn. vs. Illinois-Chicago (March 5, 2021)
Hit back-to-back HR twice in a game _____ Connor Kaiser (3R), Philip Clarke (solo) - 3rd inn;
_____ Julian Infante (solo), Harrison Ray (solo) - 8th inn at Clemson (June 3, 2018)
Had multiple players hit 2-or-more home runs _____
_____ Stephen Scott (2), Philip Clarke (2), Connor Kaiser (3) at Clemson (June 3, 2018)

Hit 2 or more home runs in an inning _____ 2, 7th inning, vs. Illinois-Chicago (March 5, 2021)
Hit 3 or more home runs in an inning _____ 3, 3rd inning, vs. San Diego (Feb. 21, 2016)
Hit 5 or more home runs in a game _____ 5, vs. Duke (June 9, 2019)
Hit 6 or more home runs in a game _____ 9, vs. #8 Clemson @ NCAA Clemson Regional (June 3, 2018)
Hit 8 or more home runs in a game _____ 9, vs. #8 Clemson @ NCAA Clemson Regional (June 3, 2018)
Hit multiple grand slams in a season _____ 2 (D. Keegan, T. Kolwyck) (2021)
Hit 3 or more grand slams in a season _____ 6 (P. Clarke, P. DeMarco, S. Scott, J. Infante, T. Duvall) (2019)
Hit 4 or more grand slams in a season _____ 6 (P. Clarke, P. DeMarco, S. Scott, J. Infante, T. Duvall) (2019)

Homered in 3 or more consecutive innings _____ 3, vs. Tennessee Tech, 3rd-4th-5th (April 30, 2019)
Homered in 4 or more consecutive innings _____ 4, vs. Clemson, 5th-6th-7th-8th (June 3, 2018)
Homered in 5 or more consecutive games _____ 7 games (Feb. 27-March 9, 2021)
Homered in 8 or more consecutive games _____ 11 games (April 13-May 5, 2019)
Homered in 9 or more consecutive games _____ 11 games (April 13-May 5, 2019)
Homered in 10 or more consecutive games _____ 11 games (April 13-May 5, 2019)

Scored 10 or more runs in 3 consecutive games _____ 3 games (Feb. 28-March 5, 2021)
Scored 10 or more runs in 4 consecutive games _____ 4 games (April 9-14, 2013)
Scored 10 or more runs in 5 or more consecutive games _____ 6 games (April 22-May 1, 2011)
Scored 15 or more runs in a game _____ 18, at #13 Oklahoma State - Game 2 (March 13, 2021)
Scored 20 or more runs in a game _____ 22, at South Carolina, 22-11 (May 3, 2019)
Scored 20 or more runs in consecutive games _____
_____ 21-10 vs. Tennessee Tech; 22-11 at S. Carolina (April 30; May 3, 2019)

Scored 10 or more runs in a loss _____ 12-14, vs. Arkansas (April 14, 2019)
Scored 15 or more runs in a loss _____ 15-16, 10 inn. - at LSU (May 7, 2010)
Scored 17 or more runs in a loss _____ 17-22, vs. Michigan State (March 20, 1993)
Scored 20 or more runs in a loss _____ Never Happened

Scored 10 or more unanswered runs _____ 12, at #13 Oklahoma State - Game 2 (March 13, 2021)
Scored 15 or more unanswered runs _____ 15, vs. Illinois-Chicago (March 5, 2021)
Scored 20 or more unanswered runs _____ 21, vs. Radford @ NCAA Nashville Regional (June 1, 2015)

Scored in 5 consecutive innings _____ 5, (1st-5th inn.) vs. Western Kentucky (Feb. 24, 2021)
Scored in 6 consecutive innings _____ 6, (3rd-8th inn.) vs. Tennessee Tech (April 30, 2019)
Scored 5 or more runs in the first inning _____ 5, vs. Illinois-Chicago (Feb. 22, 2020)
Scored 6 or more runs in the first inning _____ 6, vs. Tennessee Tech (April 30, 2019)
Scored 7 or more runs in the first inning _____ 7, vs. #12 Arkansas (April 13, 2019)
Scored 9 or more runs in the first inning _____ 9, vs. Samford (March 12, 2019)

Scored in the first inning in 4 or more consecutive games _____ 4 games (Feb. 21-25, 2020)
Scored 7 or more runs in an inning _____ 9 (6th inn.), at South Carolina (May 3, 2019)
Scored 10 or more runs in an inning _____ 13 (3rd inn.) vs. Davidson (March 5, 2019)
Scored 14 or more runs in an inning _____ 14 (3rd inn.) vs. Middle Tennessee (May 15, 2018)
Scored 4 or more runs in three diff. innings _____ 7 (4th inn), 9 (6th inn) & 5 (7th inn) at South Carolina (May 3, 2019)
Scored 4 or more runs in three diff. innings in consecutive games _____ 6 (1st inn), 5 (3rd inn) & 4 (4th inn)
_____ vs. Tennessee Tech (April 30, 2019) and 7 (4th inn), 9 (6th inn) & 5 (7th inn) at S. Carolina (May 3, 2019)

Scored 10 or more runs in a road game _____ 18, at #13 Oklahoma State - Game 2 (March 13, 2021)
Scored 15 or more runs in a road game _____ 18, at #13 Oklahoma State - Game 2 (March 13, 2021)
Scored 20 or more runs in a road game _____ 22, at South Carolina (May 3, 2019)
Scored 25 or more runs in a road game _____ Never Happened

Allowed 10 or more runs in a loss _____ 10, at #13 Oklahoma State (March 14, 2021)
Allowed 10 or more runs in a win _____ 10, vs. Ole Miss @ SEC Tournament (May 26, 2019)
Allowed 15 or more runs in a game _____ 18, vs. Duke (June 7, 2019)
Allowed 20 or more runs in a game _____ 20, vs. Florida (April 15, 2017)
Allowed 7 or more runs in an inning _____ 10, 8th inn. vs. Duke (June 7, 2019)
Allowed 10 or more runs in an inning _____ 13, 7th inn. vs. Xavier (June 4, 2016)
Allowed 5 or more runs in the first inning _____ 6, vs. Ole Miss @ SEC Tourney (May 26, 2019)

Overcame a deficit of 4 or more runs in a win _____ 8, vs. Ole Miss @ SEC Tournament (May 26, 2019)
Overcame a deficit of 5 or more runs in a win _____ 8, vs. Ole Miss @ SEC Tournament (May 26, 2019)
Overcame a deficit of 6 or more runs in a win _____ 8, vs. Ole Miss @ SEC Tournament (May 26, 2019)
Overcame a deficit of 7 or more runs in a win _____ 8, vs. Ole Miss @ SEC Tournament (May 26, 2019)
Overcame a deficit of 8 or more runs in a win _____ 8, vs. Ole Miss @ SEC Tournament (May 26, 2019)
Overcame a deficit of 9 or more runs in a win _____ 10, vs. Illinois State (March 1, 2015)

Squandered a lead of 4 or more runs in a loss _____ 4, vs. #12 Arkansas (April 14, 2019)
Squandered a lead of 5 or more runs in a loss _____ 5, at #19 Texas A&M (March 16, 2019)
Squandered a lead of 6 or more runs in a loss _____ 7, vs. South Carolina (April 27, 2018)
Squandered a lead of 7 or more runs in a loss _____ 7, vs. South Carolina (April 27, 2018)

Had 15 or more hits in a game _____ 15, vs. Memphis (March 9, 2021)
Had 15 or more hits in a win _____ 15, vs. Memphis (March 9, 2021)
Had 18 or more hits in a game _____ 19, at Kentucky (May 16, 2019)
Had 18 or more hits in a win _____ 19, at Kentucky (May 16, 2019)
Had 20 or more hits in a win _____ 21, vs. Tennessee Tech (April 30, 2019)
Had 30 or more hits in a game _____ 30, vs. Alabama (April 17, 1988)
Had 50 or more hits in an SEC series _____ 54, vs. Missouri (April 12-14, 2013)
Had 15 or more hits in a loss _____ 17, vs. Florida (April 15, 2017)

Had 10 or more total bases in a game _____ Maxwell Romero Jr. (10) vs. Georgia State - Game 2 (Feb. 28, 2021)
Had 11 or more total bases in a game _____ Connor Kaiser (14) at Clemson (June 3, 2018)

Had at least 15 hits in back-to-back games _____
_____ 15, 21, 15 vs. Auburn, Tenn. Tech and at South Carolina (April 27-May 3, 2019)
Had at least 10 hits in 5 or more consecutive games _____ 5 games (April 25-May 3, 2019)
Had at least 10 hits in 6 or more consecutive games _____ 6 games (Feb. 20-March 1, 2019)
Had at least 10 hits in 7 or more consecutive games _____ 7 games (Feb. 18-27, 2018)
Had at least 10 hits in 8 or more consecutive games _____ 8 games (Feb. 27-March 12, 2010)

Had 5 or more doubles in a game _____ 5, vs. Illinois-Chicago (March 5, 2021)
Had 6 or more doubles in a game _____ 6, vs. Davidson (March 5, 2019)
Had 7 or more doubles in a game _____ 8, at Clemson (June 3, 2017)
Allowed 5 or more doubles in a game _____ 6, vs. Arkansas (April 14, 2019)
Allowed 6 or more doubles in a game _____ 6, vs. Arkansas (April 14, 2019)

Had 2 or more triples in a game _____ 2, vs. Wright State - Game 1 (Feb. 22, 2021)
Had 3 or more triples in a game _____ 4, vs. Radford (May 31, 2015)
Had 4 or more triples in a game _____ 4, vs. Radford (May 31, 2015)
Allowed 2 or more triples in a game _____ 2, vs. Duke (June 7, 2019)
Allowed 3 or more triples in a game _____ 3, vs. Texas A&M (April 11, 2014)

THE LAST TIME VANDERBILT ...

Allowed 3 or more home runs in a game 4, at #13 Oklahoma State (March 14, 2021)
Allowed 4 or more home runs in a game 4, at #13 Oklahoma State (March 14, 2021)
Allowed 5 or more home runs in a game 5, at Auburn (March 27, 2009)

Did not draw a walk in a game vs. #12 Arkansas (April 12, 2019)
Walked 10 or more times in a game 14, at #13 Oklahoma State - Game 2 (March 13, 2021)
Walked 15 or more times in a game 17, vs. Davidson (March 5, 2019)
Walked 18 or more times in a game 19, vs. Middle Tennessee (May 15, 2018)
Allowed 0 walks in a game vs. Hawaii (Feb. 28, 2020)
Allowed 0 walks in back-to-back games at San Diego, DH (Feb. 20, 2011)
Allowed 10 or more walks in a game 10, vs. Tennessee Tech (April 30, 2013)
Allowed 12 or more walks in a game 12, vs. Austin Peay (Feb. 27, 2019)
Allowed 10-plus walks in back-to-back games 12, vs. Illinois State; 12, vs. Evansville (March 1-3, 2015)

Did not strikeout in a game vs. Tennessee-Martin (Feb. 23, 2005)
Struck out 12 or more times in a game 14, at #13 Oklahoma State - Game 2 (March 13, 2021)
Struck out 15 or more times in a game 16, vs. Mississippi St. @ Nashville Super Regional (June 10, 2018)
Struck out 15 or more batters in a game 17, vs. Illinois-Chicago (March 7, 2021)
Struck out 19 or more batters in a game 19, vs. South Alabama (Feb. 18, 2020)
Struck out 20 or more opposing batters in a game 22, vs. Ole Miss (April 10, 2015)
Struck out 10 or more opposing batters in 5 consecutive games 7 games (Feb. 26-March 7, 2020)
Struck out 10 or more opposing batters in 8 consecutive games 13 games (Feb. 20, 2019-March 10, 2019)

Pitching staff held opponent scoreless for 10 consecutive inn. in a game 11 inn. at Missouri (March 26, 2016)

Had 5 or more hit batters in a game 5, by Georgia State - Game 2 (Feb. 28, 2021)
Had 6 or more hit batters in a game 6, by Rhode Island (March 4, 2012)

Had 5 or more stolen bases in a game 6, vs. Hawaii (March 1, 2020)
Had 6 or more stolen bases in a game 6, vs. Hawaii (March 1, 2020)
Had 7 or more stolen bases in a game 7, vs. UMass-Lowell (Feb. 25, 2018)
Had 8 or more stolen bases in a game 8, vs. UNC-Wilmington (June 1, 2012)

Left 13 or more runners on base 13, vs. Belmont (March 16, 2021)
Left 14 or more runners on base 14, vs. Georgia State - Game 1 (Feb. 28, 2021)
Left 15 or more runners on base 15, vs. #14 Florida (March 22, 2019)
Left 16 or more runners on base 17, vs. Mississippi State @ Nashville Super Regional (June 10, 2018)

Committed 4 or more errors in a game 4, vs. Cal Poly (Feb. 16, 2020)
Committed 5 or more errors in a game 6, at Middle Tennessee (March 22, 2016)
Committed 6 or more errors in a game 6, at Middle Tennessee (March 22, 2016)

Combined for a no-hitter at Western Kentucky (J. Lewis, N. Pilkington, J. Scott, M. Buschmann), May 6, 2003
Combined for a perfect game at Western Kentucky (J. Lewis, N. Pilkington, J. Scott, M. Buschmann), May 6, 2003
Combined on a one-hitter vs. Quinnipiac (T. Ferguson, R. Johnson, M. Ruppenthal, B. Bowden), March 11, 2015
Combined on a two-hitter at #13 Oklahoma State - Game 1 (Kumar Rocker, Nick Maldonado) March 13, 2021
Combined on a three-hitter vs. Belmont (Christian Little, Sam Hliboki, Hugh Fisher, Miles Garrett, Nick Maldonado) March 16, 2021
Was no-hit at Texas A&M (Kyle Simonds, 9.0), May 7, 2016

Started six true freshmen at Auburn (Austin Martin - LF, Philip Clarke - DH, Pat DeMarco - RF, Jayson Gonzalez - SS, Garrett Blaylock - 3B, Mason Hickman - SP), May 6, 2018

HITTING:
Hit an inside-the-park home run Will Toffey vs. Belmont (March 22, 2017)
Hit a pinch-hit home run Troy LaNeve at #13 Oklahoma State - Game 2 (March 13, 2021)
Hit a grand slam Tate Kolwyck at #13 Oklahoma State - Game 2 (March 13, 2021)
Hit a grand slam on the road Tate Kolwyck at #13 Oklahoma State - Game 2 (March 13, 2021)

Hit a walk-off home run Isaiah Thomas vs. Hawaii (March 1, 2020)
Hit an extra-inning walk-off home run Isaiah Thomas vs. Hawaii, 11th inning (March 1, 2020)
Hit a postseason walk-off home run JJ Bleday vs. Mississippi State (June 9, 2018)
Had a walk-off base hit Isaiah Thomas vs. Hawaii (March 1, 2020)
Drew a walk-off walk Carter Young vs. TCU (March 8, 2020)

Hit 2 or more home runs in a game Isaiah Thomas at #13 Oklahoma State (March 14, 2021)
Hit 2 or more home runs in an SEC game Stephen Scott (2) at Kentucky (May 16, 2019)
Hit 3 or more home runs in a game Connor Kaiser (3) at Clemson (June 3, 2018)
Hit 2 or more home runs in consecutive games Austin Martin (2) vs. Duke + Louisville (June 9-16, 2019)

Homered in consecutive at-bats Isaiah Thomas, 7th inn., 8th inn. at #13 Oklahoma State (March 14, 2021)
Homered in consecutive at-bats in an SEC game Stephen Scott, 1st inn., 3rd inn. at Kentucky (May 16, 2019)

Hit for the cycle Clinton Johnston vs. Kentucky (April 28, 1996)
Hit for the cycle in an SEC game Clinton Johnston vs. Kentucky (April 28, 1996)

Had a 20-game hit streak JJ Bleday and Austin Martin, 20 (May 17, 2018-March 1, 2019)
Had a 25-game hit streak Xavier Turner, 27 (March 4-April 22, 2019)
Had a 45-game on-base streak JJ Bleday, 50 (March 19-June 26, 2019)

Had 2 hits in an inning Ethan Paul (1B, 2B) vs. Davidson (March 5, 2019)
Had 5 or more hits in a game Ethan Paul (5) vs. #14 Florida (March 22, 2019)

Had 5 or more RBIs in a gameMaxwell Romero Jr. (7) & Dominic Keegan (6) vs. Georgia State - Game 2 (Feb. 28, 2021)
Had 6 or more RBIs in a gameMaxwell Romero Jr. (7) & Dominic Keegan (6) vs. Georgia State - Game 2 (Feb. 28, 2021)
Had 7 or more RBIs in a game Maxwell Romero Jr. (7) vs. Georgia State - Game 2 (Feb. 28, 2021)
Had 10 or more RBIs in a game Connor Kaiser (10) at Clemson (June 3, 2018)

Stole home Ethan Paul vs. Auburn (May 19, 2016)
Had a triple steal Ethan Paul (home), Jeren Kendall (3rd), Bryan Reynolds (2nd) vs. Auburn (May 19, 2016)
Had 3 or more stolen bases in a game Enrique Bradfield Jr. vs. Memphis (March 9, 2021)

PITCHING:
Threw a 9-inning no-hitter Kumar Rocker vs. Duke @ Nashville Super Regional (June 8, 2019)
Doug Wessel vs. Belmont (April 19, 1971)

Struck out 10 or more batters in a game Jack Leiter, 11, vs. Illinois-Chicago (March 7, 2021)
Struck out 10 or more batters in an SEC game Kumar Rocker, 10, vs. #25 Auburn (April 26, 2019)
Struck out 12 or more batters in a game Kumar Rocker, 12, vs. Illinois-Chicago (Feb. 22, 2020)
True freshman struck out 10 or more batters in a game Jack Leiter, 12, vs. South Alabama (Feb. 18, 2020)
True freshman struck out 10 or more batters in debut Jack Leiter, 12, vs. South Alabama (Feb. 18, 2020)
True freshman struck out 15 or more batters in a game Kumar Rocker, 19, vs. Duke (June 8, 2019)
Struck out 15 or more batters in a game Kumar Rocker, 19, vs. Duke (June 8, 2019)
Struck out 10 or more batters in consecutive games Kumar Rocker (11) and Jack Leiter (11) vs. Illinois-Chicago (March 6-7, 2021)

Pitched a 7-inning, complete game Mason Hickman vs. LSU (March 25, 2018)
Pitched 9 or more innings 9.0, Kumar Rocker vs. Duke (June 8, 2019)
Pitched 9 or more scoreless innings 9.0, Kumar Rocker vs. Duke (June 8, 2019)
Pitched a 9-inning, complete game 9.0, Kumar Rocker vs. Duke (June 8, 2019)
Pitched a 9-inning, complete-game shutout 9.0, Kumar Rocker vs. Duke (June 8, 2019)
Picked up 10 or more saves in a season 17, Tyler Brown (2019)
Picked up 15 or more saves in a season 17, Tyler Brown (2019)
Picked up win and save on same day Jackson Gillis vs. Ole Miss, Win - Game 1, Save - Game 2 (April 15, 2018)
Picked up the save (true freshman) Sam Hliboki vs. Hawaii (Feb. 28, 2020)

NUMERICAL ROSTER

No.	Name	Pos.	B/T	Ht.	Wt.	Cl.	Hometown/High School
2	Javier Vaz	IF	L/R	5-9	151	Jr./JC	Huntsville, Ala./Huntsville
3	Cooper Davis	OF	L/R	5-10	190	Sr./3L	Mississauga, Ontario/St. Aloysius Gonzaga
5	C.J. Rodriguez	C	R/R	5-10	200	So./1L	Newport Beach, Calif./Mater Dei
6	Tate Kolwyck	OF	R/R	5-11	195	Jr./2L	Memphis, Tenn./Arlington
8	Isaiah Thomas	OF	R/R	6-3	210	Jr./2L	Palm Beach Gardens, Fla./The Benjamin School
9	Carter Young	IF	S/R	6-0	180	So./1L	Selah, Wash./Selah
10	T.J. McKenzie	OF	R/R	6-1	180	So./1L	Loxahatchee, Fla./The Benjamin School
11	Matt Hogan	OF	L/R	6-0	195	Jr./2L	Melville, N.Y./Half Hollow Hills East
12	Dominic Keegan	UTL	R/R	6-0	210	Jr./2L	Methuen, Mass./Central Catholic
16	Jack Bulger	UTL	R/R	6-0	210	Fr./HS	Bowie, Md./DeMatha Catholic
17	C.J. Pittaro	UTL	L/R	6-1	195	Fr./HS	Hamilton, N.J./Steinert
18	Will Duff	UTL	R/R	5-11	190	So./1L	Springfield, Mo./Springfield Catholic
19	Troy LaNeve	OF	L/R	6-0	210	So./1L	Pittsburgh, Pa./Pine Richland
20	Jack O'Dowd	IF	L/R	6-2	195	Fr./HS	Nashville, Tenn./Lipscomb Academy
21	Calvin Hewett	OF	R/L	6-3	205	Fr./HS	Greenland, N.H./Portsmouth
22	Jack Leiter	RHP	R/L	6-1	205	So./1L	Summit, N.J./Delbarton School
25	Parker Noland	IF	L/R	6-1	200	So./1L	Knoxville, Tenn./Farragut
27	Ethan Smith	RHP	R/R	6-2	205	Jr./2L	Mt. Juliet, Tenn./Mt. Juliet
28	Ryan Stefiuk	LHP	R/L	6-4	210	Fr./HS	Green Bay, Wis./Green Bay Preble
29	Nick Maldonado	RHP	R/R	6-1	205	So./1L	Short Hills, N.J./Seton Hall Prep
30	Nelson Berkwich	LHP	L/L	5-11	190	Fr./HS	Boca Raton, Fla./American Heritage
31	Miles Garrett	RHP	R/R	5-10	165	Fr./HS	Stone Mountain, Ga./Parkview
32	Hugh Fisher	LHP	R/L	6-6	210	Sr./2L	Eads, Tenn./Briarcrest Christian
33	Hunter Owen	LHP	R/L	6-6	240	Fr./HS	South Portland, Maine/South Portland
34	Spencer Jones	UTL	L/L	6-7	225	So./1L	Encinitas, Calif./La Costa Canyon
35	Chris McElvain	RHP	R/R	6-0	205	So./1L	Thompson Station, Tenn./Summit
36	Grayson Moore	OF/RHP	S/R	6-3	190	Fr./HS	Longwood, Fla./Lake Mary
39	Gavin Casas	IF	L/R	6-3	225	Fr./HS	Pembroke Pines, Fla.
40	Sam Hliboki	RHP	L/R	6-3	210	So./1L	Los Angeles, Calif./Harvard Westlake
42	Christian Little	RHP	R/R	6-4	210	Fr./HS	St. Louis, Mo./Christian Brothers College
43	Michael Doolin	RHP	L/R	6-3	220	So./1L	Schererville, Ind./Andrean
44	Donye Evans	RHP	R/R	6-6	220	Fr./HS	Decatur, Ga./Redan
45	Alan Espinal	C	R/R	6-0	190	Fr./HS	Viera, Fla./Viera
46	Gage Bradley	RHP	R/R	6-3	190	Fr./HS	Clarksville, Tenn./Rossview
49	Ryan Keenan	LHP	L/L	5-10	175	So./1L	Lighthouse Point, Fla./Calvary Christian Academy
50	Luke Murphy	RHP	R/L	6-5	190	Jr./1L	Cross Plains, Tenn./East Robertson
51	Enrique Bradfield Jr.	OF	L/L	6-1	160	Fr./HS	Hialeah, Fla./American Heritage
55	Maxwell Romero Jr.	C	L/R	6-0	230	So./1L	Miramar, Fla./Pembroke Pines Charter
66	Thomas Schultz	RHP	R/R	6-6	225	So./1L	Mount Carmel, Pa./Our Lady of Lourdes Regional
77	Brett Hansen	LHP	L/L	6-4	205	Fr./HS	Pleasanton, Calif./Foothill
80	Kumar Rocker	RHP	R/L	6-5	245	Jr./2L	Athens, Ga./North Oconee
88	Patrick Reilly	RHP	R/R	6-3	210	Fr./HS	Sea Girt, N.J./Christian Brothers Academy
99	Jayson Gonzalez	IF	R/R	6-2	220	Sr./3L	Covina, Calif./Bishop Amat

Head Coach: 4 Tim Corbin (Ohio Wesleyan '84) – 19th season at Vanderbilt
Associate Head Coach: 26 Scott Brown (SUNY-Cortland '99)
Assistant Coach: 24 Mike Baxter (Vanderbilt '05)
Volunteer Coach: 1 David Macias (Vanderbilt '08)
Strength and Conditioning Coach: Chris Ham (Illinois '05)
Director of Baseball Operations: Brooks Webb (Birmingham Southern '11)
Internal Operations Coordinator: Casey Stangel (Washington '17)
Athletic Trainer: Chris Matarazzo (Springfield College '12)
Director of Player Development: Brandon Barak (Illinois '12)
Video Coordinator: Josh Ruchotzke (Vanderbilt '17)
Equipment Manager: Kevin Collins (Purdue '15)
Student Managers: Sebastian Baca, William Cegelka, Jackson Kelley, Stephen Phraner, Spencer Pugach

PRONUNCIATION GUIDE

Enrique Bradfield Jr. _____IN-reek-A
Brandon Barak _____BARE-uck
Gavin Casas _____CAH-sus
Alan Espinal _____ESS-pen-all
Sam Hliboki _____luh-BO-kee
Tate Kolwyck _____COLE-wick
Troy LaNeve _____luh-neve
Miramar, Fla. _____MEER-uh-mar
C.J. Pittaro _____Pa-TEAR-Oh
Kumar Rocker _____KOO-mar
Josh Ruchotzke _____ruh-CHOT-skee
Ryan Stefiuk _____Steph-fee-uck


ALPHABETICAL ROSTER

#	Name	Pos.	Yr.
30	Nelson Berkwich	LHP	Fr.
51	Enrique Bradfield Jr.	OF	Fr.
46	Gage Bradley	RHP	Fr.
16	Jack Bulger	UTL	Fr.
39	Gavin Casas	IF	Fr.
3	Cooper Davis	OF	Sr.
43	Michael Doolin	RHP	So.
18	Will Duff	UTL	So.
45	Alan Espinal	C	Fr.
44	Donye Evans	RHP	Fr.
32	Hugh Fisher	LHP	Sr.
31	Miles Garrett	RHP	Fr.
99	Jayson Gonzalez	IF	Sr.
77	Brett Hansen	LHP	Fr.
21	Calvin Hewett	OF	Fr.
40	Sam Hliboki	RHP	So.
11	Matt Hogan	OF	Jr.
34	Spencer Jones	UTL	So.
12	Dominic Keegan	UTL	Jr.
49	Ryan Keenan	LHP	So.
6	Tate Kolwyck	OF	Jr.
19	Troy LaNeve	OF	So.
22	Jack Leiter	RHP	So.
42	Christian Little	RHP	Fr.
29	Nick Maldonado	RHP	So.
35	Chris McElvain	RHP	So.
10	T.J. McKenzie	OF	So.
36	Grayson Moore	OF/RHP	Fr.
50	Luke Murphy	RHP	Jr.
25	Parker Noland	IF	So.
20	Jack O'Dowd	IF	Fr.
33	Hunter Owen	LHP	Fr.
17	C.J. Pittaro	UTL	Fr.
88	Patrick Reilly	RHP	Fr.
80	Kumar Rocker	RHP	Jr.
5	CJ Rodriguez	C	So.
55	Maxwell Romero Jr.	C	So.
66	Thomas Schultz	RHP	So.
27	Ethan Smith	RHP	Jr.
28	Ryan Stefiuk	LHP	Fr.
8	Isaiah Thomas	OF	Jr.
2	Javier Vaz	IF	Jr.
9	Carter Young	IF	So.


EXPERIENCE BREAKDOWN

Seniors (3) _____ Davis, Fisher, Gonzalez
Juniors (8) _____ Hogan, Keegan, Kolwyck, Murphy, Rocker, Smith, Thomas, Vaz
Sophomores (15) _____ Doolin, Duff, Hliboki, Jones, Keenan, Laneve, Leiter, Maldonado, McElvain, McKenzie, Noland, Rodriguez, Romero Jr., Schultz, Young
Freshmen (17) _____Berkwich, Bradfield Jr., Bradley, Bulger, Casas, Espinal, Evans, Garrett, Hansen, Hewett, Little, Moore, O'Dowd, Owen, Pittaro, Reilly, Stefiuk


2021 TV ROSTER




Javier Vaz
Jr. ★ 5-9 ★ 151 ★ L/R
IF ★ Huntsville, Ala.



Cooper Davis
Sr. ★ 5-10 ★ 190 ★ L/R
OF ★ Mississauga, Ontario




CJ Rodriguez
So. ★ 5-10 ★ 200 ★ R/R
C ★ Newport Beach, Calif.




Tate Kolwyck
Jr. ★ 5-11 ★ 195 ★ R/R
IF ★ Memphis, Tenn.




Isaiah Thomas
Jr. ★ 6-3 ★ 210 ★ R/R
OF ★ Palm Beach Gardens, Fla.




Carter Young
So. ★ 6-0 ★ 180 ★ S/R
IF ★ Selah, Wash.




T.J. McKenzie
So. ★ 6-1 ★ 180 ★ R/R
OF ★ Loxahatchee, Fla.




Matt Hogan
Jr. ★ 6-0 ★ 195 ★ L/R
OF ★ Melville, N.Y.



Dominic Keegan
Jr. ★ 6-0 ★ 210 ★ R/R
UTL ★ Methuen, Mass.



Jack Bulger
Fr. ★ 6-0 ★ 210 ★ R/R
UTL ★ Bowie, Md.




C.J. Pittaro
Fr. ★ 6-1 ★ 195 ★ L/R
UTL ★ Hamilton, N.J.




Will Duff
So. ★ 5-11 ★ 190 ★ R/R
UTL ★ Springfield, Mo.




Troy LaNeve
So. ★ 6-0 ★ 210 ★ L/R
OF ★ Pittsburgh, Pa.




Jack O'Dowd
Fr. ★ 6-2 ★ 195 ★ L/R
IF ★ Nashville, Tenn.




Calvin Hewett
Fr. ★ 6-3 ★ 205 ★ R/L
OF ★ Greenland, N.H.




Jack Leiter
So. ★ 6-1 ★ 205 ★ R/R
RHP ★ Summit, N.J.




Parker Noland
Jr. ★ 6-1 ★ 200 ★ L/R
IF ★ Knoxville, Tenn.




Ethan Smith
Jr. ★ 6-2 ★ 205 ★ R/R
RHP ★ Mt. Juliet, Tenn.




Ryan Stefiuk
Fr. ★ 6-4 ★ 210 ★ R/L
LHP ★ Green Bay, Wis.




Nick Maldonado
So. ★ 6-1 ★ 205 ★ R/R
RHP ★ Short Hills, N.J.




Nelson Berkwich
Fr. ★ 5-11 ★ 190 ★ L/L
LHP ★ Boca Raton, Fla.




Miles Garrett
Fr. ★ 5-10 ★ 165 ★ R/R
RHP ★ Stone Mountain, Ga.




Hugh Fisher
Sr. ★ 6-6 ★ 210 ★ R/L
LHP ★ Eads, Tenn.




Hunter Owen
Fr. ★ 6-6 ★ 240 ★ R/L
LHP ★ South Portland, Maine




Spencer Jones
So. ★ 6-7 ★ 225 ★ L/L
UTL ★ Encinitas, Calif.




Chris McElvain
So. ★ 6-0 ★ 205 ★ R/R
RHP ★ Thompson Station, Tenn.




Grayson Moore
Fr. ★ 6-3 ★ 190 ★ S/R
OF/RHP ★ Lake Mary, Fla.




Gavin Casas
Fr. ★ 6-3 ★ 225 ★ L/R
IF ★ Pembroke Pines, Fla.




Sam Hliboki
So. ★ 6-3 ★ 210 ★ L/R
RHP ★ Los Angeles, Calif.




Christian Little
Fr. ★ 6-4 ★ 210 ★ R/R
RHP ★ St. Louis, Mo.




Michael Doolin
So. ★ 6-4 ★ 220 ★ L/R
RHP ★ Schererville, Ind.




Donye Evans
Fr. ★ 6-6 ★ 220 ★ R/R
RHP ★ Decatur, Ga.




Alan Espinal
Fr. ★ 6-0 ★ 190 ★ R/R
C ★ Viera, Fla.




Gage Bradley
Fr. ★ 6-3 ★ 190 ★ R/R
RHP ★ Clarksville, Tenn.




Ryan Keenan
So. ★ 5-10 ★ 175 ★ L/L
LHP ★ Lighthouse Point, Fla.




Luke Murphy
Jr. ★ 6-5 ★ 190 ★ R/R
RHP ★ Cross Plains, Tenn.




Enrique Bradfield Jr.
Fr. ★ 6-1 ★ 160 ★ L/L
OF ★ Hialeah, Fla.



Maxwell Romero Jr.
So. ★ 6-1 ★ 230 ★ L/R
C ★ Miramar, Fla.




Thomas Schultz
So. ★ 6-6 ★ 225 ★ R/R
RHP ★ Mount Carmel, Pa.




Brett Hansen
Fr. ★ 6-4 ★ 205 ★ L/L
LHP ★ Pleasanton, Calif.




Kumar Rucker
Jr. ★ 6-5 ★ 245 ★ R/R
RHP ★ Athens, Ga.



Patrick Reilly
Fr. ★ 6-3 ★ 210 ★ R/R
RHP ★ Sea Girt, N.J.




Jayson Gonzalez
Sr. ★ 6-2 ★ 220 ★ R/R
IF ★ Covina, Calif.




Tim Corbin
Head Coach
19th Season



Scott Brown
Associate Head Coach
9th Season



Mike Baxter
Assistant Coach
4th Season



David Macias
Volunteer Assistant Coach
4th Season