



# VANDERBILT®

## 2021 BASEBALL GAME NOTES



Vanderbilt Athletic Communications ★ 2601 Jess Neely Dr. Nashville, TN 37212  
Baseball Contact: Josh Foster ★ Cell: 205.213.5091 ★ Email: joshua.foster@vanderbilt.edu  
VUCommodores.com ★ Twitter: @VandyBoys

### 2021 SCHEDULE/RESULTS

OVERALL: 10-1 | SEC: 0-0 | H: 10-1 | A: 0-0 | N: 0-0

#### FEBRUARY (6-1)

19	Wright State	Canceled	Nashville, Tenn.
22	Wright State (DH)	W, 14-1	Nashville, Tenn.
22	Wright State (DH)	W, 1-0	Nashville, Tenn.
24	Western Kentucky	W, 12-1	Nashville, Tenn.
26	Georgia State	L, 4-2	Nashville, Tenn.
27	Georgia State	W, 5-4	Nashville, Tenn.
28	Georgia State (DH)	W, 12-2	Nashville, Tenn.
28	Georgia State (DH)	W, 17-6	Nashville, Tenn.

#### MARCH (4-0)

5	Illinois-Chicago	W, 15-0	Nashville, Tenn.
6	Illinois-Chicago	W, 5-2	Nashville, Tenn.
7	Illinois-Chicago	W, 4-2	Nashville, Tenn.
9	Memphis	W, 10-4	Nashville, Tenn.
12	at Oklahoma State	6 p.m.	Stillwater, Okla.
13	at Oklahoma State	6 p.m.	Stillwater, Okla.
14	at Oklahoma State	1 p.m.	Stillwater, Okla.
16	Belmont	6:30 p.m.	Nashville, Tenn.
19	South Carolina*	6:30 p.m.	Nashville, Tenn.
20	South Carolina*	11 a.m.	Nashville, Tenn.
21	South Carolina*	1 p.m.	Nashville, Tenn.
23	Lipscomb	6 p.m.	Nashville, Tenn.
25	at Missouri*	6:30 p.m.	Columbia, Mo.
26	at Missouri*	6:30 p.m.	Columbia, Mo.
27	at Missouri*	2 p.m.	Columbia, Mo.
30	Tennessee Tech	6:30 p.m.	Nashville, Tenn.

#### APRIL

1	at LSU*	6:30 p.m.	Baton Rouge, La.
2	at LSU*	8 p.m.	Baton Rouge, La.
3	at LSU*	2 p.m.	Baton Rouge, La.
6	UT-Martin	6:30 p.m.	Nashville, Tenn.
8	Georgia*	6 p.m.	Nashville, Tenn.
9	Georgia*	6:30 p.m.	Nashville, Tenn.
10	Georgia*	2 p.m.	Nashville, Tenn.
13	Eastern Kentucky	6:30 p.m.	Nashville, Tenn.
16	at Tennessee*	6:30 p.m.	Knoxville, Tenn.
17	at Tennessee*	3 p.m.	Knoxville, Tenn.
18	at Tennessee*	1:30 p.m.	Knoxville, Tenn.
20	Austin Peay	6:30 p.m.	Nashville, Tenn.
23	Mississippi State*	7 p.m.	Nashville, Tenn.
24	Mississippi State*	7 p.m.	Nashville, Tenn.
25	Mississippi State*	1 p.m.	Nashville, Tenn.
30	at Florida*	6 p.m.	Gainesville, Fla.

#### MAY

1	at Florida*	5:30 p.m.	Gainesville, Fla.
2	at Florida*	2 p.m.	Gainesville, Fla.
4	at Louisville	6 p.m.	Louisville, Ky.
7	Alabama*	6:30 p.m.	Nashville, Tenn.
8	Alabama*	2 p.m.	Nashville, Tenn.
9	Alabama*	1 p.m.	Nashville, Tenn.
11	North Alabama	6:30 p.m.	Nashville, Tenn.
14	at Ole Miss*	6 p.m.	Oxford, Miss.
15	at Ole Miss*	4 p.m.	Oxford, Miss.
16	at Ole Miss*	1:30 p.m.	Oxford, Miss.
18	Florida International	6:30 p.m.	Nashville, Tenn.
20	Kentucky*	6:30 p.m.	Nashville, Tenn.
21	Kentucky*	6:30 p.m.	Nashville, Tenn.
22	Kentucky*	2 p.m.	Nashville, Tenn.
25-30	SEC Tournament*	TBA	Hoover, Ala.

#### JUNE

3-6	NCAA Regionals	TBA	TBD
10-13	NCAA Super Regionals	TBA	TBD
18-25	College World Series*	TBA	Omaha, Neb.

\* Southeastern Conference game  
% Hoover Met Stadium  
+ TD Ameritrade Park

### GAMES 12-14



#### VANDERBILT

Record: 10-1 Overall, 0-0 SEC  
Home / Away / Neutral: 0-0 / 0-0 / 0-0  
Rankings: D1: 2 | NCBWA: 2 | Coaches: 2  
BA: 3 | CB: 2 | PG: 5  
Head Coach: Tim Corbin  
Career Record: 869-498-1 (24th)  
Record at Vanderbilt: 763-360-1 (19th)

#### NO. 2 VANDERBILT COMMODORES (10-1) vs. NO. 13 OKLAHOMA STATE (10-0-1)

March 12-14, 2021 ★ Stillwater, Okla. ★ O'Brate Stadium (7,000)



#### OKLAHOMA STATE

Record: 10-0-1 Overall, 0-0 Big 12  
Home / Away / Neutral: 6-0-1 / 4-0 / 0-0  
Rankings: D1: 13 | NCBWA: 10 | Coaches: 9  
BA: 19 | CB: 11 | PG: 22  
Head Coach: Josh Holiday  
Career Record: 294-158-2 (9th)  
Record at Oklahoma State: Same

**TRENDING:** The Commodores look to keep their momentum rolling into the weekend, coming off a midweek win over in-state foe Memphis on Tuesday.

- ★ Vanderbilt is outscoring its opponents 68-20 across the last seven games, including four games with 10+ runs.
- ★ The Commodores' seven winning game streak is the longest since the team won eight in a row last season from Feb. 18-28.
- ★ Vandy picked up its first three-game sweep of the season last weekend, taking all three games of the weekend against Illinois-Chicago.

**THE ROAD LESS TRAVELED:** The Commodores will hit the road for the first time this season, after playing 11 consecutive games at Hawkins Field.

- ★ This weekend marks Vanderbilt's first true road series since May 16-18, 2019, when the Commodores concluded the SEC regular season at Kentucky.
- ★ Vanderbilt has won four of its last six road series, including three straight dating back to 2019.
- ★ The matchup with the Cowboys marks Vanderbilt's first nonconference road series with a Power 5 opponent since the Commodores traveled to Stanford on March 3-6, 2016.

**SUCCESS IN THE NON-CON:** The Commodores have experienced great success in their nonconference weekend series, dating back to 2013.

- ★ Since 2013, Vanderbilt owns a 68-15 record across its nonconference weekend series, including a 6-1 record this season.
- ★ The Doreas have won 26-of-28 weekend nonconference series, including eight in a row dating back to 2017.
- ★ Vandy has won six of its last 10 series against Power 5 opponents dating back to 2004, with its most recent series coming in the 2018 season-opener against Duke.

**MR. CARTER:** Sophomore **Carter Young** has gotten off to a hot start this season. The Vanderbilt shortstop ranks second on the team in hits (16) and fourth in average (.372), while tying for the team lead in home runs with four.

- ★ Young's four home runs have come across the last seven games.
- ★ He has scored a team-high 16 runs, including at least one run in each of the last six games.

**THE LONG BALL:** Vanderbilt has homered in seven consecutive games, spanning from Feb. 27, against Georgia State to March 9 against Memphis. The Commodores have tallied 12 long balls across the stretch.

- ★ The Commodores are 9-0 in contests that they register at least one home run.
- ★ The span marks the longest stretch that Vanderbilt has homered in consecutive games since the Commodores homered in 11 consecutive games from April 13-May 5, 2019.

**OFFENSIVE OUTPUT:** Vanderbilt has scored 10 or more runs in six of its 11 contests this season, including a season-high 17 runs in the final game of the doubleheader against Georgia State.

- ★ The Commodores put up 29 runs across both games of the twinbill against the Panthers, marking the most in a doubleheader under head coach **Tim Corbin**.
- ★ Vandy scored 10 or more runs in three consecutive games for the first time since March 22-26, 2019. The Commodores won 12-2 and 17-6 in the final games of the Georgia State series before defeating Illinois-Chicago, 15-0 in the series opener.
- ★ Vanderbilt leads the SEC in on-base percentage with a mark of .444, while ranking second in slugging percentage with a mark of .570.

**SERIES HISTORY:** Friday's series opener will mark just the second time that Vanderbilt and Oklahoma State have met in the all-time history between the two programs.

- ★ The Commodores own a 1-0 record in the all-time series with the Cowboys, with the only matchup coming in 2010, resulting in a 7-6 win for Vanderbilt.
- ★ Vanderbilt and Oklahoma State have met twice across the last three years in fall exhibitions. The Cowboys traveled to Nashville in the fall of the 2018, before the two teams played a neutral-site matchup in Kansas City in the fall of 2019.

**MILESTONE MARKERS:** Several Commodores have eclipsed milestones throughout the early parts of the season.

- ★ Five Commodores have recorded their first career home runs across the first 11 games, including: **Jack Bulger**, **Cooper Davis**, **Dominic Keegan**, **Parker Noland**, **Maxwell Romero Jr.** and **Carter Young**.
- ★ Freshmen **Miles Garrett** and **Patrick Reilly** have picked up their first career wins.
- ★ Junior **Luke Murphy** picked up his first save this season, and owns a team-high tying two on the campaign.

**TWO IS BETTER THAN ONE:** Vanderbilt has had the option of two catchers throughout the early part of the season, rotating the sophomore duo of CJ Rodriguez and Maxwell Romero Jr.

- ★ Rodriguez has started six contests, while Romero Jr. has started five.
- ★ Both catchers are batting above .300, and both own an on-base percentage above .500.

**SPEED KILLS:** **Enrique Bradfield Jr.** has been a force on the basepaths throughout the early parts of the season. The freshman is a perfect 11-for-11 on stolen base attempts, which ties for third in the nation and ranks first in the SEC.

- ★ Bradfield Jr. swiped a career-high three bases in Wednesday's midweek matchup against Memphis.

**SEVEN IN SEVEN:** Due to inclement weather and snow accumulation in the Nashville area, Vanderbilt's season opener was delayed until Monday, Feb. 22. The Commodores went on to play seven games in seven days, marking the most games in a week span that Vanderbilt has played in the modern-era.

- ★ This year's season opener marked the latest that Vanderbilt has opened a season since 2008, when the Commodores began the campaign on Feb. 22, against Oregon State.

**YOUR FAVORITE 1-2 PUNCH:** The duo of **Kumar Rocker** and **Jack Leiter** have gotten off to strong starts this season. The two pitchers have made three starts each, tying for the team high in wins with three apiece.

- ★ Rocker owns a 0.00 ERA (0 ER/15.0 IP) through his first three starts, which ties for first in the SEC. He ranks fifth in the conference in total strikeouts with 25, while placing fourth in the league in hits allowed per nine innings with a mark of 3.60.
- ★ Leiter leads the team in strikeouts with 26, which ranks third in the SEC. The sophomore right-hander has only allowed five hits through 15.0 innings of work, ranking second in the SEC in hits allowed per nine with a mark of 3.00.

**DOM-INANT:** Junior **Dominic Keegan** has gotten off to a strong start this season. Entering the week, Keegan ranked among tops in the nation in multiple statistical categories:

Statistic	National Rank	SEC Rank	Value
Batting Avg.	15th	1st	.548
Doubles	2nd	1st	7
On-base Pct.	15th	1st	.659
RBI	32nd	5th	15
Slugging Pct.	7th	1st	1.290
Total Bases	3rd	2nd	40

**TWO IS BETTER THAN ONE:** Vanderbilt added a younger face to the incoming freshman class, as freshman **Christian Little** joined the Commodores this January as an early-enrollee.

- ★ The 17-year old was rated the fifth-best right-hander in

**PITCHING PROWESS:** The Vanderbilt pitching staff has been impressive throughout the early part of the season.

- ★ The Commodore arms rank ninth in the nation and lead the SEC in ERA with a mark of 2.00 (22 ER/99.00 IP).
- ★ Vandy has notched two shutouts on the season, coming against Wright State and Illinois-Chicago.

**STATISTICALLY SPEAKING:** The Commodores ranked among the tops in the nation and the SEC across multiple statistical categories:

Statistic	National Rank	SEC Rank	Value
Batting Avg.	11th	1st	.332
Double Plays	3rd	1st	14
Doubles	5th	1st	30
Doubles Per Game	12th	1st	2.73
Hits allowed/9 inn.	6th	2nd	5.36
On-base Pct.	9th	1st	.444
Slugging Pct.	8th	2nd	.570
WHIP	5th	2nd	.99

**SEC FAVORITES:** Vanderbilt was picked to finish second in the SEC East in the conference's preseason coaches poll. The Commodores garnered 79 total points, good for second-most in the conference behind Florida, who tallied 91 points.

- ★ Twelve of the league's 14 coaches chose the Gators as the conference's preseason favorite, while Mississippi State and Vanderbilt received one vote apiece.
- ★ The duo of **Kumar Rocker** and **Jack Leiter** were named Preseason All-SEC, as Rocker was named to the first team and Leiter was tabbed to the second team.

**WHAT'S NEXT:** Following the road series with the Cowboys, Vanderbilt will return home to host Belmont for a midweek contest before opening Southeastern Conference play with South Carolina on March 19.

- ★ The Commodores will remain home following the week-end, hosting a midweek contest with Lipscomb, before traveling to Columbia to their first SEC road matchup at Missouri.

VANDERBILT RECORD WHEN ...

2021

SEC Standing	
SEC East Standing	
Home/Road/Neutral	10-1/0-0/0-0
Day/Night	10-1/0-0
vs. RH/LH starters	9-1/1-0
Leading after 6 innings	10-0
Tied after 6 innings	0-0
Trailing after 6 innings	0-1
Leading after 7 innings	10-0
Tied after 7 innings	0-0
Trailing after 7 innings	0-1
Leading after 8 innings	10-0
Tied after 8 innings	0-0
Trailing after 8 innings	0-1
Vanderbilt scores first	9-0
Opponents score first	1-1
Shutouts	2-0
Scoring less than 3 runs	1-1
Scoring 3 to 5 runs	3-0
Scoring 6 or more runs	6-0
Vanderbilt hits HR/hit 0 HR	9-0/1-1
1-run/2-run games	2-0/1-1
Walk-offs	0-0
Extra innings (home/road/neutral)	0-0/0-0/0-0
Series openers/finales	2-1/3-0
Series W-L (home)	3-0
Series W-L (road)	0-0
Series W-L (neutral)	0-0
Series W-L (total)	3-0
Three-game sweeps (home/road)	1-0/0-0
Come-from-behind-wins	1

UPCOMING CAREER MILESTONES

Kumar Rocker	175 Strikeouts (167)
Kumar Rocker	20 Victories (17)
Ethan Smith	10 Victories (7)

2021 TEAM LEADERS

<b>Batting</b>	
Hits	Dominic Keegan (17)
Doubles	Dominic Keegan (7)
Triples	Dominic Keegan (2)
HR	Dominic Keegan/Carter Young (4)
RBI	Dominic Keegan (15)
Runs	Carter Young (17)
SB	Enrique Bradfield Jr. (11)
BB	Dominic Keegan/Tate Kolwyck (9)
AVG	Dominic Keegan (.548)
OBP	Dominic Keegan (.659)
SLG	Dominic Keegan (1.290)

<b>Pitching</b>	
ERA (reliever)	Six players (0.00)
ERA (starter)	Kumar Rocker (0.00)
Wins	Kumar Rocker/Jack Leiter (3)
Saves	Luke Murphy/Ethan Smith (2)
Appearances	Five players (4)
Starts	Kumar Rocker/Jack Leiter (3)
Innings (reliever)	Chris McElvain (7.1)
Innings (starter)	Jack Leiter/Kumar Rocker (15.0)
Strikeouts (reliever)	Chris McElvain (10)
Strikeouts (starter)	Jack Leiter (26)

VANDERBILT IN THE NATIONAL RANKINGS						
DATE	BA	NCBWA	CB	USA	D1	PG
Preseason	6	3	2	3	4	6
Feb. 22	3	3	2	3	3	6
March 1	3	2	2	2	2	5
March 8	3	2	2	2	2	4
March 15						
March 22						
March 29						
April 5						
April 12						
April 19						
April 26						
May 3						
May 10						
May 17						
May 24						
May 31						
June 7						
June 14						
FINAL						
*For consistency, Vanderbilt uses the D1Baseball.com (D1) poll as its primary ranking.						

PROBABLE PITCHING MATCHUP			
DATE	OPPONENT	VANDERBILT STARTER	OPPOSING STARTER
March 12	Oklahoma State	RHP Kumar Rocker (3-0, 0.00 ERA)	LHP Parker Scott (3-0, 1.06 ERA)
March 13	Oklahoma State	RHP Jack Leiter (3-0, 0.60 ERA)	LHP Justin Wroblewski (1-0, 0.69 ERA)
March 14	Oklahoma State	RHP Thomas Schulttz (1-1, 1.74 ERA)	RHP Bryce Osmond (1-0, 3.21 ERA)

## SEASON HIGHS AND LOWS

### TEAM BATTING

Most runs, game \_\_\_\_\_ 17, vs. Georgia State - Game 2 (2/28/21)  
 Most runs, inning \_\_\_\_\_ 6, 2x, last 3rd inn., vs. Illinois-Chicago (3/5/21)  
 Most hits, game \_\_\_\_\_ 16, vs. Illinois-Chicago (3/5/21)  
 Most hits, inning \_\_\_\_\_ 5, 2x, last 6th inn., vs. Memphis (3/9/21)  
 Fewest hits, game \_\_\_\_\_ 7, vs. Georgia State (2/27/21)  
 Most doubles, game \_\_\_\_\_ 5, 2x, last vs. Illinois-Chicago (3/5/21)  
 Most triples, game \_\_\_\_\_ 2, vs. Wright State - Game 1 (2/22/21)  
 Most home runs, game \_\_\_\_\_ 3, 2x, last vs. Georgia State - Game 2 (2/28/21)  
 Most home runs, inning \_\_\_\_\_ 2, 2x, last 7th inn., vs. Illinois-Chicago (3/5/21)  
 Most extra-base hits \_\_\_\_\_ 8, 2x, last vs. Georgia State - Game 1 (2/28/21)  
 Most stolen bases, game \_\_\_\_\_ 4, vs. Memphis (3/9/21)  
 Most walks, game \_\_\_\_\_ 8, 3x, last vs. Illinois-Chicago (3/5/21)  
 Most strikeouts, game \_\_\_\_\_ 13, vs. Georgia State (2/26/21)  
 Most hit by pitch, game \_\_\_\_\_ 5, vs. Georgia State - Game 1 (2/28/21)  
 Most left on base \_\_\_\_\_ 14, vs. Georgia State - Game 1 (2/28/21)

### INDIVIDUAL BATTING

Most hits \_\_\_\_\_ 3, 8x, last Jayson Gonzalez vs. Memphis (3/9/21)  
 Most runs \_\_\_\_\_ 3, 4x, last Carter Young vs. Illinois-Chicago (3/6/21)  
 Most doubles \_\_\_\_\_ 2, 4x, last Dominic Keegan vs. Illinois-Chicago (3/7/21)  
 Most triples \_\_\_\_\_ 1, 6x, last Jayson Gonzalez vs. Memphis (3/9/21)  
 Most home runs \_\_\_\_\_ 2, Maxwell Romero Jr. vs. Georgia State - Game 2 (2/28/21)  
 Most extra-base hits \_\_\_\_\_ 3, 3x, last Maxwell Romero Jr. vs. Georgia State - Game 2 (2/28/21)  
 Most total bases \_\_\_\_\_ 10, Maxwell Romero Jr. vs. Georgia State - Game 2 (2/28/21)  
 Most RBIs \_\_\_\_\_ 7, Maxwell Romero Jr. vs. Georgia State - Game 2 (2/28/21)  
 Most stolen bases \_\_\_\_\_ 3, Enrique Bradfield Jr. vs. Memphis (3/9/21)  
 Most walks \_\_\_\_\_ 3, CJ Rodriguez vs. Memphis (3/9/21)  
 Most strikeouts \_\_\_\_\_ 3, CJ Rodriguez vs. Wright State - Game 1 (2/22/21)  
 Longest hitting streak \_\_\_\_\_ 11 games, Carter Young (2/22-present)

### TEAM PITCHING

Most walks \_\_\_\_\_ 7, 2x, last vs. Georgia State - Game 2 (2/28/21)  
 Fewest walks \_\_\_\_\_ 1, 2x, last vs. Illinois-Chicago (3/6/21)  
 Most runs allowed, game \_\_\_\_\_ 6, vs. Georgia State - Game 2 (2/28/21)  
 Most runs allowed, inning \_\_\_\_\_ 3, 2x, last 3rd inn. vs. Memphis (3/9/21)  
 Most hits allowed, game \_\_\_\_\_ 9, vs. Georgia State - Game 2 (2/28/21)  
 Most hits allowed, inning \_\_\_\_\_ 4, 3rd inn. vs. Memphis (3/9/21)  
 Fewest hits allowed, game \_\_\_\_\_ 2, 2x, last vs. Illinois-Chicago (3/5/21)  
 Most home runs allowed, game \_\_\_\_\_ 2, Georgia State - Game 2 (2/28/21)  
 Most consecutive scoreless inn. \_\_\_\_\_ 11 innings, twice, last 3/5-3/6/21

### INDIVIDUAL PITCHING

Most innings pitched, starter \_\_\_\_\_ 6.0, Kumar Rocker vs. Illinois-Chicago (3/6/21)  
 Fewest innings pitched, starter \_\_\_\_\_ 2.2, Christian Little vs. Memphis (3/9/21)  
 Most innings pitched, reliever \_\_\_\_\_ 3.1, Patrick Reilly vs. Memphis (3/9/21)  
 Most strikeouts, starter \_\_\_\_\_ 11, 2x, last Jack Leiter vs. Illinois-Chicago (3/7/21)  
 Most strikeouts, reliever \_\_\_\_\_ 5, Chris McElvain vs. Wright State - Game 1 (2/22/21)  
 Most walks allowed \_\_\_\_\_ 4, Jack Leiter vs. Georgia State - Game 2 (2/28/21)  
 Most runs allowed \_\_\_\_\_ 3, 2x, last Christian Little vs. Memphis (3/9/21)  
 Most earned runs allowed \_\_\_\_\_ 3, 2x, last Christian Little vs. Memphis (3/9/21)  
 Most hits allowed \_\_\_\_\_ 4, 3x, last 3, 2x, last Christian Little vs. Memphis (3/9/21)  
 Fewest hits allowed, CG \_\_\_\_\_ N/A  
 Most home runs allowed \_\_\_\_\_ 2, Christian Little vs. Georgia State - Game 2 (2/28/21)  
 Most pitches thrown \_\_\_\_\_ 94, Jack Leiter vs. Illinois-Chicago (3/7/21)

### MISCELLANEOUS TEAM

Longest winning streak \_\_\_\_\_ 7 games, 2/27-present  
 Longest losing streak \_\_\_\_\_ N/A  
 Most games over .500 \_\_\_\_\_ 9 games, 3/9/21  
 Most games under .500 \_\_\_\_\_  
 Longest game, innings \_\_\_\_\_ 9 inn., last vs. Western Kentucky (2/24/21)  
 Longest game, time \_\_\_\_\_ 3:28 vs. Georgia State - Game 1 (2/28/21)  
 Shortest game, time \_\_\_\_\_ 2:24 vs. vs. Illinois-Chicago (3/6/21)  
 Largest crowd, Hawkins Field \_\_\_\_\_ 474, vs. Illinois-Chicago (3/6/21)  
 Smallest crowd, Hawkins Field \_\_\_\_\_ 140, vs. Western Kentucky (2/24/21)  
 Largest crowd, road \_\_\_\_\_ N/A  
 Smallest crowd, road \_\_\_\_\_ N/A  
 Largest winning margin \_\_\_\_\_ 15 runs, vs. Illinois-Chicago (3/5/21)  
 Largest losing margin \_\_\_\_\_ 2 runs, vs. Georgia State (2/26/21)  
 Largest deficit overcome to win \_\_\_\_\_ 1 run, vs. Illinois-Chicago (3/6/21)  
 Largest lead relinquished to lose \_\_\_\_\_ N/A  
 Most double plays turned \_\_\_\_\_ 3, 2x, last vs. Georgia State - Game 1 (2/28/21)  
 Most double plays turned by opponent \_\_\_\_\_ 2, 4x, last Memphis (3/9/21)  
 Most errors \_\_\_\_\_ 2, 3x, last vs. Illinois-Chicago (3/5/21)  
 Most errors by an opponent \_\_\_\_\_ 3, Georgia State - Game 2 (2/28/21)  
 Most stolen bases by an opponent \_\_\_\_\_ 2, Georgia State (2/26/21)

## HOME RUN NOTES

**HOMERS AT HOME: 16**

**HOMERS ON THE ROAD: 0**

**SOLO HOMERS: 10**

**2-RUN HOMERS: 3**

**3-RUN HOMERS: 2**

**GRAND SLAMS: 1**

#### 2-HOME RUN GAMES BY VANDERBILT (1 IN 2021)

Last: Maxwell Romero Jr., 2/28/21 vs. Georgia State - Game 2

#### 3-HOME RUN GAMES BY VANDERBILT (0 IN 2021)

Last: Connor Kaiser, 6/3/18 at Clemson

#### PINCH-HIT HOME RUNS BY VANDERBILT (0 IN 2021)

Last: Walker Grisanti, 4/5/19 at Georgia

#### GRAND SLAMS BY VANDERBILT (1 IN 2021)

Last: Dominic Keegan, 2/28/21 vs. Georgia State - Game 2

#### FIRST-INNING LEADOFF HOME RUNS BY VANDERBILT (1 IN 2021)

Last: Cooper Davis, 3/9/21, vs. Memphis

#### WALK-OFF HOME RUNS (0 IN 2021)

Last: JJ Bleday, 6/9/18 vs. Mississippi State, 11th inning

#### INSIDE-THE-PARK HOME RUNS BY VANDERBILT (0 IN 2021)

Last: Will Toffey, 3/22/17 vs. Belmont

#### BACK-TO-BACK HOME RUNS BY VANDERBILT (1 IN 2021)

Last: Carter Young, Dominic Keegan, 3/5/21 vs. Illinois-Chicago, 7th inning

## STUDENT-ATHLETE NOTES (BATTING)

### 51 ★ Enrique Bradfield Jr., OF      L/L      6-1      160 lbs.      Fr.      Hialeah, Fla.

Year	avg	gp-gs	ab	r	h	2b	3b	hr	rbi	tb	slg%	bb	hbp	so	gdp	obp%	sf	sh	sb-att	po	a	e	fld%
2021	.394	11-11	33	10	13	1	0	0	7	14	.424	8	3	7	0	.545	0	1	11-11	14	0	0	1.000
TOTAL	.394	11-11	33	10	13	1	0	0	7	14	.424	8	3	7	0	.545	0	1	11-11	14	0	0	1.000

- ★ A perfect 11-for-11 on stolen base attempts to lead the team
- ★ Florida's fourth-best outfielder and 11th-rated overall prospect
- ★ .367 average, one home run, 10 RBI, five stolen bases and nine runs scored across shortened senior season
- ★ 2018 First Team All-America
- ★ Led American Heritage to back-to-back 6A District Championships in 2018 and 2019
- ★ Father was a member of the baseball team at St. Thomas University (1989-93)
- ★ Enjoys watching UFC and playing video games

### 16 ★ Jack Bulger, UTL      R/R      6-0      210 lbs.      Fr.      Bowie, Md.

Year	avg	gp-gs	ab	r	h	2b	3b	hr	rbi	tb	slg%	bb	hbp	so	gdp	obp%	sf	sh	sb-att	po	a	e	fld%
2021	.233	9-7	30	6	7	0	0	1	4	10	.333	4	0	4	3	.324	0	0	0-0	4	0	0	1.000
TOTAL	.233	9-7	30	6	7	0	0	1	4	10	.333	4	0	4	3	.324	0	0	0-0	4	0	0	1.000

- ★ Nation's fourth-ranked catcher by Perfect Game
- ★ Maryland's top-ranked catcher and player in the state
- ★ Two-time Gatorade State Player of the Year in Maryland
- ★ 2019 Perfect Game All-American Classic participant
- ★ Member of 18U USA National Team
- ★ .545 average, five home runs and 25 stolen bases as a junior
- ★ Enjoys fishing

### 39 ★ Gavin Casas, IF      L/R      6-3      225 lbs.      Fr.      Pembroke Pines, Fla.

Year	avg	gp-gs	ab	r	h	2b	3b	hr	rbi	tb	slg%	bb	hbp	so	gdp	obp%	sf	sh	sb-att	po	a	e	fld%
2021	.333	5-0	6	1	2	1	0	0	1	3	.500	0	0	1	0	.333	0	0	0-0	6	0	0	1.000
TOTAL	.333	5-0	6	1	2	1	0	0	1	3	.500	0	0	1	0	.333	0	0	0-0	6	0	0	1.000

- ★ Nation's fifth-ranked first baseman by Perfect Game
- ★ Florida's top-ranked first baseman and 45th-rated overall prospect
- ★ .500 average, five doubles, three home runs and eight RBI across shortened senior season
- ★ 13 doubles and four round-trippers as a junior at American Heritage
- ★ Two-time First Team All-America
- ★ Brother, Triston Casas, was drafted in the first round of the 2018 MLB Draft by the Boston Red Sox
- ★ Enjoys cooking

### 3 ★ Cooper Davis, OF      L/R      5-10      190 lbs.      Sr.      Mississauga, Ontario

Year	avg	gp-gs	ab	r	h	2b	3b	hr	rbi	tb	slg%	bb	hbp	so	gdp	obp%	sf	sh	sb-att	po	a	e	fld%
2018	.182	9-3	11	3	2	0	0	0	4	2	.182	2	0	1	0	.286	1	0	1-1	3	0	0	1.000
2019	.331	35-31	121	40	7	2	0	0	19	51	.421	23	1	19	4	.441	0	5	6-7	53	1	0	1.000
2020	.348	18-17	69	14	24	2	2	0	5	30	.435	7	1	10	0	.416	0	2	5-5	29	1	2	.938
2021	.222	5-5	18	1	4	0	0	1	4	7	.389	3	0	1	0	.333	0	0	1-2	3	0	0	1.000
TOTAL	.320	67-56	219	44	70	9	4	1	32	90	.411	35	2	31	4	.416	1	7	13-15	88	2	2	.978

- ★ Launched his first career home run with a solo shot against Memphis (March 9)
- ★ Reached base in 16 of 18 games in 2020
- ★ Team-high 24 hits and two triples
- ★ 14-game reached-base streak and nine-game hitting streak to open last season
- ★ Canadian Junior National U18 Team member in 2015, 2016 and 2017
- ★ 2016 Canadian National U15 Championship MVP
- ★ 25th-round draft pick of the Toronto Blue Jays in the 2017 MLB draft
- ★ Sociology major

## STUDENT-ATHLETE NOTES (BATTING)

18 ★ Will Duff, UTL										R/R		5-11		190 lbs.		So.		Springfield, Mo.									
Year	avg	gp-gs	ab	r	h	2b	3b	hr	rbi	tb	slg%	bb	hbp	so	gdp	obp%	sf	sh	sb-att	po	a	e	fld%				
2020	.267	10-2	15	2	4	1	0	0	3	5	.333	1	1	5	0	.333	1	1	1-1	1	1	0	1.000				
2021	.000	2-0	1	1	0	0	0	0	0	0	.000	0	1	0	0	.500	0	0	0-0	0	0	0	1.000				
TOTAL	.250	12-2	16	3	4	1	0	0	3	5	.313	1	2	5	0	.350	1	1	1-1	1	1	0	1.000				

- ★ Appeared in 10 games and made two starts in 2020
- ★ Recorded two multi-hit games, coming against Illinois-Chicago (Feb. 23) and Hawaii (March 1)
- ★ 2019 ABCA/Rawlings All-America third team
- ★ Batted .451 with a 1.680 OPS as a senior at Springfield Catholic
- ★ National Honor Society member who graduated top 10 in his class

45 ★ Alan Espinal, C				R/R				6-0		190 lbs.		Fr.		Viera, Fla.									
Year	avg	gp-gs	ab	r	h	2b	3b	hr	rbi	tb	slg%	bb	hbp	so	gdp	obp%	sf	sh	sb-att	po	a	e	fld%
2021	.000	3-0	2	0	0	0	0	0	0	0	.000	0	0	0	0	.000	0	0	0-0	7	0	0	1.000
TOTAL	.000	3-0	2	0	0	0	0	0	0	0	.000	0	0	0	0	.000	0	0	0-0	7	0	0	1.000

- ★ Florida's eighth-ranked catcher and 61st-rated overall prospect
- ★ .380 average, six doubles, two triples 12 RBI across his shortened senior campaign
- ★ Two-time all-conference honoree at Viera High School
- ★ Other brother, Dilan, is a member of the baseball team at Alabama State University
- ★ Enjoys playing volleyball

99 ★ Jayson Gonzalez, IF						R/R				6-2		220 lbs.		Sr.		Covina, Calif									
Year	avg	gp-gs	ab	r	h	2b	3b	hr	rbi	tb	slg%	bb	hbp	so	gdp	obp%	sf	sh	sb-att	po	a	e	fld%		
2018	.225	44-39	138	21	31	3	0	5	28	49	.355	11	1	56	4	.287	0	0	1-1	13	51	9	.877		
2019	.357	25-13	56	14	20	2	0	1	10	25	.446	11	1	21	1	.471	0	0	2-2	8	21	5	.853		
2021	.382	10-10	34	5	13	1	1	1	12	19	.559	4	2	7	0	.463	1	0	0-0	4	5	3	.750		
TOTAL	.281	79-62	228	40	64	6	1	7	50	93	.408	26	4	84	5	.363	1	0	3-3	25	77	17	.857		

- ★ Made 25 appearances and 13 starts at third base as a sophomore
- ★ Team-high .357 average among reserves with 50-plus at-bats in 2019
- ★ Totaled 25 bases in 25 games while posting a .471 on-base percentage with 11 walks
- ★ 39 starts in 44 appearances, batting .225 with 28 RBI and 21 runs as a freshman
- ★ SEC Freshman of the Week after hitting .364 with five RBI (March 12, 2018)
- ★ Sister, Lexi Gonzalez, played softball at Cal-State Fullerton and Puerto Rican National Team
- ★ Human and organizational development major

21 ★ Calvin Hewett, OF										R/L		6-3		205 lbs.		Fr.		Greenland, N.H.									
Year	avg	gp-gs	ab	r	h	2b	3b	hr	rbi	tb	slg%	bb	hbp	so	gdp	obp%	sf	sh	sb-att	po	a	e	fld%				
2021	1.000	7-0	1	3	1	1	0	0	2	2	2.000	0	2	0	0	1.000	0	0	0-0	2	0	0	1.000				
TOTAL	1.000	7-0	1	3	1	1	0	0	2	2	2.000	0	2	0	0	1.000	0	0	0-0	2	0	0	1.000				

- ★ New Hampshire's top-ranked outfielder and second-rated overall prospect
- ★ .331 average, 42 RBI and 59 runs scored across his high school career at Portsmouth
- ★ Led Portsmouth to a state championship twice across his three seasons
- ★ Multi-sport athlete who won three state titles with the basketball team
- ★ Dad competed at Boston College on the swim team

11 ★ Matt Hogan, OF										L/R		6-0		195 lbs.		Jr.		Melville, N.Y.									
Year	avg	gp-gs	ab	r	h	2b	3b	hr	rbi	tb	slg%	bb	hbp	so	gdp	obp%	sf	sh	sb-att	po	a	e	fld%				
2019	.000	4-0	4	1	0	0	0	0	0	0	.000	1	0	2	0	.200	0	0	0-0	0	0	0	.000				
2020	.000	6-0	2	0	0	0	0	0	0	0	.000	0	0	2	0	.000	0	0	0-0	2	0	1	.667				
2021	.000	3-0	2	2	0	0	0	0	1	0	.000	0	0	0	0	.000	0	0	0-0	1	0	0	1.000				
TOTAL	.000	13-0	8	3	0	0	0	0	1	0	.000	1	0	4	0	.111	0	0	0-0	3	0	1	.750				

- ★ Made six appearances off the bench in 2020
- ★ Made four appearances as a freshman, appearing in the outfield in three of his four games
- ★ Scored his first career run in a pinch-hit opportunity against Davidson (March 5)
- ★ Three-year captain at Half Hollow Hills East
- ★ Communication studies major



## STUDENT-ATHLETE NOTES (BATTING)

### 34 ★ Spencer Jones, UTL      L/L      6-7      225 lbs.      So.      Encitas, Calif.

Year	avg	gp-gs	ab	r	h	2b	3b	hr	rbi	tb	slg%	bb	hbp	so	gdp	obp%	sf	sh	sb-att	po	a	e	fld%
2020	.206	14-8	34	8	7	4	0	0	3	11	.324	4	3	7	0	.333	1	0	1-1	31	0	3	.912
2021	.182	3-2	11	2	2	1	0	0	0	3	.273	0	0	3	1	.182	0	0	0-0	0	0	0	.000
TOTAL	.200	17-10	45	10	9	5	0	0	3	14	.311	4	3	10	1	.302	1	0	1-1	31	0	3	.912

- ★ Second Team Preseason All-America by Baseball America as a utility player
- ★ Appeared in 14 games and made eight starts as a freshman
- ★ Tied for third on the team with four doubles in 2020
- ★ 2018 Under Armour All-American and Perfect Game All-American
- ★ Selected in the 31st round of the 2019 MLB Draft by the Los Angeles Angels
- ★ Maintained a 4.0 GPA in high school

### 12 ★ Dominic Keegan, UTL      R/R      6-0      210 lbs.      Jr.      Methuen, Mass.

Year	avg	gp-gs	ab	r	h	2b	3b	hr	rbi	tb	slg%	bb	hbp	so	gdp	obp%	sf	sh	sb-att	po	a	e	fld%
2019	.227	15-0	22	3	5	1	0	0	1	6	.273	2	1	6	0	.320	0	0	0-0	12	3	0	1.000
2020	.242	9-8	33	3	8	2	0	0	4	10	.303	2	2	10	1	.324	0	0	0-0	52	5	1	.983
2021	.548	10-10	31	13	17	7	2	4	15	40	1.290	9	1	6	1	.659	0	0	0-0	61	4	1	.985
TOTAL	.349	34-18	86	19	30	10	2	4	20	56	.651	13	4	22	2	.456	0	0	0-0	125	12	2	.986

- ★ Named SEC Co-Player of the Week on March 1, 2021
- ★ Team-high three home runs this season
- ★ Launched his first career grand slam in Game 2 of the Sunday doubleheader with Georgia State (Feb. 28)
- ★ Appeared in nine games and made eight starts as a sophomore
- ★ Logged three three-hit games in 2020
- ★ Made 15 appearances as a freshman, including seven at catcher and five at designated hitter
- ★ Perfect Game's top catcher in Massachusetts out of high school
- ★ Communication studies major

### 6 ★ Tate Kolwyck, IF      R/R      5-11      195 lbs.      Jr.      Memphis, Tenn.

Year	avg	gp-gs	ab	r	h	2b	3b	hr	rbi	tb	slg%	bb	hbp	so	gdp	obp%	sf	sh	sb-att	po	a	e	fld%
2019	.667	4-0	3	1	2	2	0	0	1	4	1.333	1	0	0	0	.750	0	0	0-0	1	2	0	1.000
2020	.174	11-6	23	2	4	2	0	1	4	9	.391	3	1	8	0	.296	0	0	0-0	8	0	0	1.000
2021	.243	11-11	37	9	9	3	1	1	7	17	.459	9	0	8	1	.383	1	0	0-0	18	26	0	1.000
TOTAL	.238	26-17	63	12	15	7	1	2	12	30	.476	13	1	16	1	.372	1	0	0-0	27	28	0	1.000

- ★ Launched his first home run of the season in Game 1 of the Sunday doubleheader with Georgia State (Feb. 28)
- ★ Tied for third on the team in runs scored with six
- ★ 11 appearances and six starts as a sophomore
- ★ First career home run on first pitch vs. Southern California (March 7, 2020)
- ★ Played four games at second base as a freshman
- ★ School-record 10,213 yards passing as a prep quarterback at Arlington HS
- ★ All-state first team in both baseball and football

### 19 ★ Troy LaNeve, OF      L/R      6-0      210 lbs.      So.      Pittsburgh, Pa.

Year	avg	gp-gs	ab	r	h	2b	3b	hr	rbi	tb	slg%	bb	hbp	so	gdp	obp%	sf	sh	sb-att	po	a	e	fld%
2020	.000	2-0	1	0	0	0	0	0	0	0	.000	0	1	1	0	.500	0	0	0-0	4	0	0	1.000
2021	.250	5-0	4	1	1	1	0	0	2	2	.500	0	0	1	0	.250	0	0	0-0	1	0	0	1.000
TOTAL	.200	7-0	5	1	1	1	0	0	2	2	.400	0	1	2	0	.333	0	0	0-0	5	0	0	1.000

- ★ Appeared in two games as a freshman
- ★ As a senior at Pine Richland, batted .378 with 28 RBI, 11 doubles, five triples and three home runs
- ★ Two-time all-state honoree
- ★ 2018 Gatorade Player of the Year finalist
- ★ Brother, Zac LaNeve, played collegiate baseball at four institutions including North Carolina

## STUDENT-ATHLETE NOTES (BATTING)

### 10 ★ T.J. McKenzie, OF R/R 6-1 180 lbs. So. Loxahatchee, Fla.

Year	avg	gp-gs	ab	r	h	2b	3b	hr	rbi	tb	slg%	bb	hbp	so	gdp	obp%	sf	sh	sb-att	po	a	e	fld%
2020	.000	8-0	1	1	0	0	0	0	0	0	.000	0	1	0	0	.500	0	0	0-0	0	0	0	.000
2021	.000	3-0	1	0	0	0	0	0	0	0	.000	0	1	1	0	.500	0	0	0-0	0	0	0	.000
TOTAL	.000	11-0	2	1	0	0	0	0	0	0	.000	0	2	1	0	.500	0	0	0-0	0	0	0	.000

- ★ Appeared in eight games off the bench as a freshman
- ★ Scored first career run as a pinch runner vs. Hawaii (March 1, 2020)
- ★ Selected in the 39th round of the 2019 MLB Draft by the St. Louis Cardinals
- ★ Two-time regional champion at the Benjamin School
- ★ Brother, Triston, is a pitcher for the Cleveland Indians

### 36 ★ Grayson Moore, OF/RHP S/R 6-3 190 lbs. Fr. Longwood, Fla.

Year	avg	gp-gs	ab	r	h	2b	3b	hr	rbi	tb	slg%	bb	hbp	so	gdp	obp%	sf	sh	sb-att	po	a	e	fld%
2021	--	--	--	--	--	--	--	--	--	--	--	--	--	--	--	--	--	--	--	--	--	--	--
TOTAL	--	--	--	--	--	--	--	--	--	--	--	--	--	--	--	--	--	--	--	--	--	--	--

- ★ Nation's 19th-ranked outfielder by Perfect Game
- ★ Florida's seventh-best outfielder and 23rd overall prospect
- ★ 1.50 ERA across 17.2 innings during his shortened senior season at Lake Mary
- ★ Led Lake Mary to a conference championship and District 9A championship in 2018
- ★ Enjoys fishing, Bible study, golf and basketball

### 25 ★ Parker Noland, IF L/R 6-1 200 lbs. So. Knoxville, Tenn.

Year	avg	gp-gs	ab	r	h	2b	3b	hr	rbi	tb	slg%	bb	hbp	so	gdp	obp%	sf	sh	sb-att	po	a	e	fld%
2020	.259	17-14	58	8	15	3	0	0	11	18	.310	7	0	14	2	.324	3	2	2-2	8	25	1	.971
2021	.325	11-11	40	8	13	3	0	1	11	19	.475	6	0	10	0	.404	1	0	2-2	7	3	1	.909
TOTAL	.286	28-25	98	16	28	6	0	1	22	37	.378	13	0	24	2	.357	4	2	4-4	15	28	2	.956

- ★ Launched his first career home run in Game 1 of the Sunday doubleheader with Georgia State, including a career-high four RBI
- ★ Appeared in 17 games and made 14 starts in 2020
- ★ Ranked second among Commodore freshmen with 15 hits last season
- ★ Recorded an RBI in five of his first six collegiate games
- ★ 2019 Mr. Baseball (Tennessee) finalist
- ★ Posted career .481 average and .532 on-base percentage at Farragut HS
- ★ Selected in the 31st round of the 2019 MLB Draft by the Miami Marlins

### 20 ★ Jack O'Dowd, IF L/R 6-2 195 lbs. Fr. Nashville, Tenn.

Year	avg	gp-gs	ab	r	h	2b	3b	hr	rbi	tb	slg%	bb	hbp	so	gdp	obp%	sf	sh	sb-att	po	a	e	fld%
2021	.250	5-0	4	2	1	1	0	0	0	2	.500	1	0	2	0	.400	0	0	0-0	0	1	0	1.000
TOTAL	.250	5-0	4	2	1	1	0	0	0	2	.500	1	0	2	0	.400	0	0	0-0	0	1	0	1.000

- ★ Tennessee's top-ranked shortstop and fourth-rated overall prospect
- ★ 2019 Perfect Game All-American Classic participant
- ★ .400 average, 14 doubles, four home runs, 20 RBI and 30 runs scored his junior season at Lipscomb Academy
- ★ Brother, Chris, played for the San Diego Padres, Colorado Rockies, Atlanta Braves and Chicago White Sox (2012-18)
- ★ Son of Dan O'Dowd, former MLB general manager and current MLB Network analyst
- ★ Enjoys golf, tennis, basketball, fishing and skiing

### 17 ★ C.J. Pittaro, UTL L/R 6-1 195 lbs. Fr. Hamilton, N.J.

Year	avg	gp-gs	ab	r	h	2b	3b	hr	rbi	tb	slg%	bb	hbp	so	gdp	obp%	sf	sh	sb-att	po	a	e	fld%
2021	.333	3-0	3	0	1	0	0	0	3	1	.333	0	0	0	0	.333	0	0	0-0	0	1	0	1.000
TOTAL	.333	3-0	3	0	1	0	0	0	3	1	.333	0	0	0	0	.333	0	0	0-0	0	1	0	1.000

- ★ New Jersey's second-best shortstop and sixth-rated overall prospect
- ★ .347 average, 52 RBI across high school career
- ★ Led Hamilton HS to a CVC Conference Championship in 2017
- ★ Sister, Giana is a member of the Yale women's soccer team
- ★ Dad, Chris Pittaro, played in the MLB for the Detroit Tigers and Minnesota Twins (1985-87)
- ★ Mom, Lisa Pittaro, was a member of the United States Women's National Soccer Team
- ★ Enjoys playing golf

## STUDENT-ATHLETE NOTES (BATTING)

5 ★ CJ Rodriguez, C					R/R					5-10		200 lbs.		So.		Newport Beach, Calif.									
Year	avg	gp-gs	ab	r	h	2b	3b	hr	rbi	tb	slg%	bb	hbp	so	gdp	obp%	sf	sh	sb-att	po	a	e	fld%		
2020	.289	12-12	45	5	13	3	0	0	8	16	.356	5	2	3	2	.370	2	0	0-0	130	8	0	1.000		
2021	.350	8-6	20	5	7	1	0	0	3	8	.400	6	2	4	1	.536	0	0	0-0	75	6	0	1.000		
TOTAL	.308	20-18	65	10	20	4	0	0	11	24	.369	11	4	7	3	.427	2	0	0-0	205	14	0	1.000		

- ★ 12 starts as a freshman
- ★ Second-fewest strikeouts among starters (3) in 2020
- ★ Four multi-hit games and three multi-RBI games last season
- ★ .350 average, 40 RBI, 13 doubles two triples and a home run as a senior
- ★ Lettered four years in baseball at Mater Dei

55 ★ Maxwell Romero Jr., C				L/R				6-1		230 lbs.		So.		Miramar, Fla.									
Year	avg	gp-gs	ab	r	h	2b	3b	hr	rbi	tb	slg%	bb	hbp	so	gdp	obp%	sf	sh	sb-att	po	a	e	fld%
2021	.333	5-5	15	4	5	2	0	2	9	13	.867	4	1	5	1	.500	0	0	0-0	57	3	0	1.000
TOTAL	.333	5-5	15	4	5	2	0	2	9	13	.867	4	1	5	1	.500	0	0	0-0	57	3	0	1.000

- ★ Belted two home runs in Game 2 of the Sunday doubleheader with Georgia State (Feb. 28), finishing with seven RBI
- ★ Did not make an appearance as a freshman in 2020
- ★ 7A Region Player of the Year
- ★ Four-time 7A-15 region champion at Pembroke Pines Charter
- ★ Selected in the 38th round of the 2019 MLB Draft by the Cincinnati Reds

8 ★ Isaiah Thomas, OF										R/R		6-3		210 lbs.		Jr.		Palm Beach Gardens, Fla.									
Year	avg	gp-gs	ab	r	h	2b	3b	hr	rbi	tb	slg%	bb	hbp	so	gdp	obp%	sf	sh	sb-att	po	a	e	fld%				
2019	.368	21-6	38	9	14	3	0	3	10	26	.684	1	2	12	0	.405	1	0	1-1	25	0	0	1.000				
2020	.258	16-16	62	12	16	5	0	4	13	33	.532	3	2	12	1	.313	0	1	3-3	28	1	0	1.000				
2021	.282	11-10	39	7	11	3	1	1	5	19	.487	3	3	17	1	.378	0	0	1-1	14	0	0	1.000				
TOTAL	.295	48-32	139	28	41	11	1	8	28	78	.561	7	7	41	2	.357	1	1	5-5	67	1	0	1.000				

- ★ Third Team Preseason All-America by Baseball America as an outfielder
- ★ 16 games started in right field in 2020, with at least one hit in 12 of those contests
- ★ Team-leader with four home runs, including two vs. Hawaii (March 1)
- ★ Tied for the team lead with 13 RBI
- ★ Nine-game hitting streak to open last season
- ★ Selected in the 39th round of the 2018 MLB Draft by Colorado Rockies

2 ★ Javier Vaz, IF				L/R				5-9		151 lbs.		Jr.		Huntsville, Ala.									
Year	avg	gp-gs	ab	r	h	2b	3b	hr	rbi	tb	slg%	bb	hbp	so	gdp	obp%	sf	sh	sb-att	po	a	e	fld%
2021	1.000	3-0	2	0	2	0	0	0	0	2	1.000	0	0	0	0	1.000	0	0	0-0	3	2	1	.833
TOTAL	1.000	3-0	2	0	2	0	0	0	0	2	1.000	0	0	0	0	1.000	0	0	0-0	3	2	1	.833

- ★ Attended LSU-Eunice Junior College
- ★ .365 average with two home runs, 13 RBI and 23 stolen bases as sophomore at LSUE
- ★ Led the Bengals to a 51-8 record in 2019, including an appearance in the Regiono 23 Championship
- ★ Prepped at Huntsville HS (Huntsville, Ala.)
- ★ Father, Roberto Vaz, was a member of the Alabama baseball team (1996-97)
- ★ Enjoys watching sports and playing video games

9 ★ Carter Young, IF				S/R				6-0		180 lbs.		So.		Selah, Wash.									
Year	avg	gp-gs	ab	r	h	2b	3b	hr	rbi	tb	slg%	bb	hbp	so	gdp	obp%	sf	sh	sb-att	po	a	e	fld%
2020	.328	18-18	61	10	20	3	0	0	12	23	.377	4	1	17	0	.373	1	1	1-1	20	30	2	.962
2021	.385	10-10	39	16	15	4	1	4	10	33	.846	4	2	10	0	.447	2	1	1-1	16	27	2	.956
TOTAL	.350	28-28	100	26	35	7	1	4	22	56	.560	8	3	27	0	.404	3	2	2-2	36	57	4	.959

- ★ Logged home runs in back-to-back games against Georgia State
- ★ Team-leader in runs scored (10)
- ★ One of two Commodores to start all 18 games in 2020
- ★ Second on the team in hits (20) and RBI (12) last season
- ★ 2018 Gatorade State Player of the Year in Washington
- ★ Member of USA 18U national team that won gold at WBSC World Cup in Thunder Bay, Ontario
- ★ 2018 Under Armour All-American



## STUDENT-ATHLETE NOTES (PITCHING)

### 30 ★ Nelson Berkwich, LHP L/L 5-11 190 lbs. Fr. Boca Raton, Fla.

Year	era	w-l	app	gs	cg	sho	sv	ip	h	r	er	bb	so	2b	3b	hr	bf	bavg	wp	hbp	bk	sfa	sha
2021	9.00	0-0	1	0	0	0/0	0	1.0	2	1	1	0	0	0	0	0	4	.500	0	0	0	0	0
TOTAL	9.00	0-0	1	0	0	0/0	0	1.0	2	1	1	0	0	0	0	0	4	.500	0	0	0	0	0

- ★ Florida's fifth-ranked southpaw and 37th-rated overall prospect by Perfect Game
- ★ 25-4 career record at American Heritage High School across 212.0 career innings
- ★ 324 career strikeouts at AHS
- ★ 4-0 record in shortened senior season, zero runs allowed
- ★ 2017 USA Baseball Gold Medalist
- ★ Enjoys golfing, jet-skiing and ping pong

### 46 ★ Gage Bradley, RHP R/R 6-3 190 lbs. Fr. Clarksville, Tenn.

Year	era	w-l	app	gs	cg	sho	sv	ip	h	r	er	bb	so	2b	3b	hr	bf	bavg	wp	hbp	bk	sfa	sha
2021	27.00	0-0	1	0	0	0/0	0	1.0	2	3	3	3	2	0	0	0	9	.400	1	1	0	0	0
TOTAL	27.00	0-0	1	0	0	0/0	0	1.0	2	3	3	3	2	0	0	0	9	.400	1	1	0	0	0

- ★ Tennessee's fourth-ranked right-hander and seventh-rated overall prospect
- ★ 2018 all-state and all-region
- ★ Two-time all-district
- ★ Led Rossview HS to its first-ever state playoff appearance and championship in 2018
- ★ Enjoys fishing, hunting, basketball and football

### 43 ★ Michael Doolin, RHP L/R 6-4 220 lbs. So. Schererville, Ind.

Year	era	w-l	app	gs	cg	sho	sv	ip	h	r	er	bb	so	2b	3b	hr	bf	bavg	wp	hbp	bk	sfa	sha
2020	0.87	1-0	5	0	0	0/2	1	10.1	6	1	1	4	18	1	0	1	45	.162	0	4	0	0	0
TOTAL	0.87	1-0	5	0	0	0/2	1	10.1	6	1	1	4	18	1	0	1	45	.162	0	4	0	0	0

- ★ Allowed just one run in 10.1 relief innings in 2020
- ★ Posted a 0.87 ERA and a 1-0 record in five appearances as a freshman
- ★ Allowed just one hit in four of five appearances
- ★ Fanned seven batters vs. South Alabama, picking up his first collegiate save (Feb. 19, 2020)
- ★ Struck out five in 2.0 innings vs. Central Arkansas (March 3, 2020)
- ★ 2019 Gatorade State Player of the Year in Indiana

### 44 ★ Donye Evans, RHP R/R 6-6 220 lbs. Fr. Decatur, Ga.

Year	era	w-l	app	gs	cg	sho	sv	ip	h	r	er	bb	so	2b	3b	hr	bf	bavg	wp	hbp	bk	sfa	sha
2021	--	--	--	--	--	--	--	--	--	--	--	--	--	--	--	--	--	--	--	--	--	--	--
TOTAL	--	--	--	--	--	--	--	--	--	--	--	--	--	--	--	--	--	--	--	--	--	--	--

- ★ Georgia's fifth-best right-hander and 16th-rated overall prospect
- ★ 66 strikeouts across 51.1 innings of work as a junior at Redan HS, notching five wins
- ★ Five wins and 37 strikeouts as a sophomore
- ★ Principal's list honoree as a senior
- ★ Enjoys playing video games, watching football and golfing

### 32 ★ Hugh Fisher, LHP L/L 6-6 210 lbs. Sr. Eads, Tenn.

Year	era	w-l	app	gs	cg	sho	sv	ip	h	r	er	bb	so	2b	3b	hr	bf	bavg	wp	hbp	bk	sfa	sha
2018	1.93	2-0	8	0	0	0/0	0	9.1	6	5	2	6	8	0	0	0	39	.194	2	2	0	0	0
2019	4.41	2-0	22	0	0	0/2	4	34.2	31	18	17	21	46	5	1	2	164	.231	7	8	0	1	0
2021	0.00	0-0	3	0	0	0/0	0	3.0	0	0	0	0	3	0	0	0	9	.000	0	0	0	0	0
TOTAL	3.64	4-0	33	0	0	0/2	4	47.0	37	23	19	27	57	5	1	2	212	.213	9	10	0	1	0

- ★ Returned to the mound on Feb. 24, 2021 against Western Kentucky after not making an appearance in 2020
- ★ Tied for second on the team in appearances in 2019
- ★ Limited opponents to a .231 average while fanning 46 in 34.2 innings as a sophomore
- ★ Allowed just two extra-base hits in his last 11 outings of the 2019 season
- ★ Made eight relief appearances his freshman campaign, posting a 2-0 record alongside a 1.94 ERA
- ★ Did not allow a run in his first seven collegiate outings
- ★ Human and organizational development major

## STUDENT-ATHLETE NOTES (PITCHING)

### 31 ★ Miles Garrett, RHP R/R 5-10 165 lbs. Fr. Stone Mountain, Ga.

Year	era	w-l	app	gs	cg	sho	sv	ip	h	r	er	bb	so	2b	3b	hr	bf	bavg	wp	hbp	bk	sfa	sha
2021	0.00	1-0	4	0	0	0/1	0	3.2	3	1	0	1	5	0	0	0	17	.200	0	1	0	0	0
TOTAL	0.00	1-0	4	0	0	0/1	0	3.2	3	1	0	1	5	0	0	0	17	.200	0	1	0	0	0

- ★ Picked up his first career win against Georgia State (Feb. 27), helping the Commodores even the series
- ★ Georgia's fourth-best right-hander and ninth-rated overall prospect
- ★ Most Valuable Player of the 2019 Area Code Games
- ★ 14 career wins at Parkview HS, posting a 1.84 ERA and 135 career strikeouts
- ★ Two-time 7A state champion at PHS (2018, 2019)
- ★ Mother, Crystal Garrett, was a member of the Washington State track and field team
- ★ Enjoys playing golf, basketball, swimming, piano and learning Spanish

### 77 ★ Brett Hansen, LHP L/L 6-4 205 lbs. Fr. Pleasanton, Calif.

Year	era	w-l	app	gs	cg	sho	sv	ip	h	r	er	bb	so	2b	3b	hr	bf	bavg	wp	hbp	bk	sfa	sha
2021	--	--	--	--	--	--	--	--	--	--	--	--	--	--	--	--	--	--	--	--	--	--	--
TOTAL	--	--	--	--	--	--	--	--	--	--	--	--	--	--	--	--	--	--	--	--	--	--	--

- ★ California's top-ranked southpaw and 13th-best overall prospect in the 2018 class
- ★ Two-time East Bay Athletic League MVP
- ★ 2018 California Mr. Baseball nominee
- ★ .500 average, seven doubles, two home runs and 29 RBI as a senior
- ★ 8-1 record with 71 strikeouts in his final season at Foothill, sporting a 1.59 ERA across 57.1 innings pitched
- ★ Father, Matt Hansen, was a member of the BYU men's basketball team (1988)
- ★ Enjoys trying new foods, longboarding, surfing, swimming, hiking and playing the ukulele

### 40 ★ Sam Hliboki, RHP L/R 6-3 210 lbs. So. Los Angeles, Calif.

Year	era	w-l	app	gs	cg	sho	sv	ip	h	r	er	bb	so	2b	3b	hr	bf	bavg	wp	hbp	bk	sfa	sha
2020	0.00	0-0	5	0	0	0/0	2	15.2	2	0	0	2	16	1	0	0	52	.043	0	2	0	1	1
2021	2.25	0-0	3	1	0	0/0	0	8.0	7	2	2	1	11	1	0	1	33	.225	0	1	0	0	0
TOTAL	0.76	0-0	8	1	0	0/0	2	23.2	9	2	2	3	27	2	0	1	85	.117	0	3	0	1	1

- ★ Made his first career start against Georgia State (Feb. 27)
- ★ Did not allow a run in 15.2 innings as a freshman
- ★ Surrendered just two hits across five appearances
- ★ Posted a 16-2 strikeout-to-walk ratio in 2020
- ★ Earned a team-best two saves last season
- ★ 2019 Daily News Pitcher of the Year
- ★ Four-year varsity record of 23-3 and 13-1 mark in league play

### 22 ★ Jack Leiter, RHP R/R 6-1 205 lbs. Fr. Summit, N.J.

Year	era	w-l	app	gs	cg	sho	sv	ip	h	r	er	bb	so	2b	3b	hr	bf	bavg	wp	hbp	bk	sfa	sha
2020	1.72	2-0	4	3	0	0/2	0	15.2	5	3	3	8	22	1	0	0	60	.098	3	1	0	0	0
2021	0.60	3-0	3	3	0	0/1	0	15.0	5	2	1	7	26	0	0	0	59	.102	0	3	1	0	0
TOTAL	1.17	5-0	7	6	0	0/3	0	30.2	10	5	4	15	48	1	0	0	119	.100	3	4	1	0	0

- ★ Consensus Preseason All-America by five publications (Collegiate Baseball (1st), Baseball America (1st), D1Baseball (1st), Perfect Game (3rd), NCBWA (1st))
- ★ Preseason All-SEC Second Team
- ★ Made three starts and appeared in four games in 2020
- ★ SEC Co-Freshman of the Week (Feb. 24, 2020)
- ★ Went 2-0 with 22 strikeouts as a freshman
- ★ 2019 Gatorade State Player of the Year in New Jersey
- ★ Father, Al Leiter, pitched 19 seasons in the MLB (1987-2005)

## STUDENT-ATHLETE NOTES (PITCHING)

### 42 ★ Christian Little, RHP R/R 6-4 210 lbs. Fr. St. Louis, Mo.

Year	era	w-l	app	gs	cg	sho	sv	ip	h	r	er	bb	so	2b	3b	hr	bf	bavg	wp	hbp	bk	sfa	sha
2021	6.75	1-0	3	2	0	0/0	0	6.2	9	6	5	3	6	2	0	2	29	.360	1	0	0	1	0
TOTAL	6.75	1-0	3	2	0	0/0	0	6.2	9	6	5	3	6	2	0	2	29	.360	1	0	0	1	0

- ★ Picked up his first career win in the midweek matchup with Western Kentucky (Feb. 24)
- ★ Early enrollee who attended Christian Brothers College
- ★ Missouri's top-ranked overall prospect and right-hander
- ★ 2020 Perfect Game All-American Classic participant
- ★ 2020 Gatorade State Player of the Year in Missouri
- ★ Father, Chris Little, was a member of the Houston Astros organization
- ★ Enjoys playing video games

### 29 ★ Nick Maldonado, RHP R/R 6-1 205 lbs. So. Short Hills, N.J.

Year	era	w-l	app	gs	cg	sho	sv	ip	h	r	er	bb	so	2b	3b	hr	bf	bavg	wp	hbp	bk	sfa	sha
2020	2.70	0-0	4	0	0	0/0	0	6.2	7	2	2	1	6	2	0	0	27	.269	0	0	0	0	0
2021	0.00	0-0	4	0	0	0/1	0	5.1	2	0	0	2	6	0	0	0	20	.111	0	0	0	0	0
TOTAL	1.50	0-0	8	0	0	0/1	0	12.0	9	2	2	3	12	2	0	0	47	.205	0	0	0	0	0

- ★ Did not permit a run in three of his four appearances in 2020
- ★ Posted five strikeouts vs. Saint Louis (Feb. 26, 2020)
- ★ Went 6-2 with 70 strikeouts in 52 innings his junior season at Seton Hall Prep
- ★ Two-time state champion (2015, 2016) where he was the winning pitcher
- ★ Father, Frank Maldonado, played baseball at Manhattan College
- ★ Sister, Alexa Maldonado, played softball at Notre Dame (2009-12)
- ★ Brother, Frank Maldonado Jr., played baseball at Pittsburgh (2014-18)

### 35 ★ Chris McElvain, RHP R/R 6-0 205 lbs. So. Thompson Station, Tenn.

Year	era	w-l	app	gs	cg	sho	sv	ip	h	r	er	bb	so	2b	3b	hr	bf	bavg	wp	hbp	bk	sfa	sha
2020	4.82	0-0	6	0	0	0/2	0	9.1	8	5	5	4	7	1	0	0	40	.222	3	0	0	0	0
2021	4.91	0-0	4	0	0	0/1	1	7.1	6	4	4	5	10	1	0	0	34	.231	1	1	0	0	2
TOTAL	4.86	0-0	10	0	0	0/3	1	16.2	14	9	9	9	17	2	0	0	74	.226	4	1	0	0	2

- ★ Made six relief appearances as a freshman
- ★ Did not allow a run in four of his six appearances in 2020
- ★ 0.73 ERA and .422 batting average in four-year varsity career at Summit HS
- ★ 103-11 strikeout-to-walk ratio as a senior
- ★ Helped Summit to a pair of state final fours

### 36 ★ Grayson Moore, OF/RHP S/R 6-3 190 lbs. Fr. Longwood, Fla.

Year	era	w-l	app	gs	cg	sho	sv	ip	h	r	er	bb	so	2b	3b	hr	bf	bavg	wp	hbp	bk	sfa	sha
2021	0.00	0-0	3	0	0	0/1	0	3.0	1	0	0	4	2	1	0	0	12	.125	0	0	1	0	0
TOTAL	0.00	0-0	3	0	0	0/1	0	3.0	1	0	0	4	2	1	0	0	12	.125	0	0	1	0	0

### 50 ★ Luke Murphy, RHP R/R 6-5 190 lbs. Jr. Cross Plains, Tenn.

Year	era	w-l	app	gs	cg	sho	sv	ip	h	r	er	bb	so	2b	3b	hr	bf	bavg	wp	hbp	bk	sfa	sha
2020	13.50	0-0	4	0	0	0/0	0	2.0	2	3	3	9	4	0	0	0	18	.250	2	1	0	0	0
2021	0.00	0-0	4	0	0	0/1	2	5.0	1	0	0	1	9	0	0	0	16	.067	0	0	0	0	0
TOTAL	3.86	0-0	8	0	0	0/1	2	7.0	3	3	3	10	13	0	0	0	34	.130	2	1	0	0	0

- ★ Picked up his first career save against Georgia State (Feb. 27), working 2.0 scoreless innings
- ★ Made four relief appearances in 2020
- ★ Recorded at least one strikeout in three of his four outings last season
- ★ Did not make an appearance as a freshman after undergoing Tommy John surgery
- ★ Two-year basketball team captain at East Robertson
- ★ Father, Neil Murphy, played baseball at Austin Peay
- ★ Cousin, Will Clinard, was a three-time letter winner for Vanderbilt baseball (2010-12)
- ★ American studies major

## STUDENT-ATHLETE NOTES (PITCHING)

### 33 ★ Hunter Owen, LHP R/L 6-6 240 lbs. Fr. South Portland, Maine

Year	era	w-l	app	gs	cg	sho	sv	ip	h	r	er	bb	so	2b	3b	hr	bf	bavg	wp	hbp	bk	sfa	sha
2021	5.40	0-0	2	0	0	0/0	0	3.1	2	2	2	2	5	1	0	0	14	.167	1	0	0	0	0
TOTAL	5.40	0-0	2	0	0	0/0	0	3.1	2	2	2	2	5	1	0	0	14	.167	1	0	0	0	0

- ★ Maine's top-ranked overall player and southpaw
- ★ 2019 Gatorade State Player of the Year in Maine
- ★ Two-time Southwestern Maine Activities Association (SWAA) Pitcher of the Year
- ★ 5-0 record as a junior with 76 strikeouts, while notching a 0.17 ERA across 40 innings
- ★ Multi-sport athlete who competed in football for two years and basketball for four

### 88 ★ Patrick Reilly, RHP R/R 6-3 210 lbs. Fr. Sea Girt, N.J.

Year	era	w-l	app	gs	cg	sho	sv	ip	h	r	er	bb	so	2b	3b	hr	bf	bavg	wp	hbp	bk	sfa	sha
2021	0.00	1-0	4	0	0	0/1	0	6.1	3	0	0	0	8	0	0	0	22	.136	1	0	0	0	0
TOTAL	0.00	1-0	4	0	0	0/1	0	6.1	3	0	0	0	8	0	0	0	22	.136	1	0	0	0	0

- ★ New Jersey's top-ranked right-hander and second-rated overall prospect
- ★ 7-0 record with a 0.67 ERA and 67 strikeouts across 42.0 innings pitched as a junior
- ★ Led Christian Brothers Academy to the 2019 Monmouth County Championship
- ★ Father, Mike Reilly, was a member of the Villanova football team (1986-1990)
- ★ Enjoys playing golf

### 80 ★ Kumar Rocker, RHP R/R 6-5 245 lbs. Jr. Athens, Ga.

Year	era	w-l	app	gs	cg	sho	sv	ip	h	r	er	bb	so	2b	3b	hr	bf	bavg	wp	hbp	bk	sfa	sha
2019	3.25	12-5	19	16	1	1/0	0	99.2	88	40	36	21	114	18	2	2	414	.233	7	7	5	3	6
2020	1.80	2-1	3	3	0	0/0	0	15.0	6	5	3	8	28	2	0	0	63	.118	2	3	0	0	1
2021	0.00	3-0	3	3	0	0/0	0	15.0	6	1	0	7	25	4	0	0	57	.125	1	1	2	0	1
TOTAL	2.71	17-6	25	22	1	1/0	0	129.2	100	46	39	36	167	24	2	2	534	.210	10	11	7	3	8

- ★ Consensus Preseason All-America by five publications (Collegiate Baseball (1st), Baseball America (1st), D1Baseball (1st) , Perfect Game (3rd))
- ★ Preseason All-SEC first team
- ★ Team-best 28 strikeouts across 15.0 innings in 2020
- ★ D1.Baseball.com and Baseball America Freshman of the Year in 2019
- ★ 2019 College World Series Most Outstanding Player
- ★ The Tennessean 2019 Sportsperson of the Year
- ★ Father, Tracy Rocker, played four years for the Washington Redskins and currently coaches for the Philadelphia Eagles

### 66 ★ Thomas Schultz, RHP R/R 6-6 225 lbs. So. Mount Carmel, Pa.

Year	era	w-l	app	gs	cg	sho	sv	ip	h	r	er	bb	so	2b	3b	hr	bf	bavg	wp	hbp	bk	sfa	sha
2020	0.66	0-1	4	1	0	0/1	1	13.2	9	1	1	3	17	2	0	0	53	.184	1	0	0	0	1
2021	1.74	1-1	3	2	0	0/2	0	10.1	6	2	2	2	14	2	0	0	40	.171	1	1	0	1	1
TOTAL	1.12	1-2	7	3	0	0/3	1	24.0	15	3	3	5	31	4	0	0	93	.179	2	1	0	1	2

- ★ Posted a 0.66 ERA and a .184 opponent batting average in 2020
- ★ Appeared in four games and made one start as a freshman
- ★ Allowed just one run in 13.2 innings of work
- ★ Four-year letter winner in basketball at Our Lady of Lourdes Regional
- ★ Set school and area scoring record in basketball with 2,355 points
- ★ Sister, Rachel Schultz, played basketball at Elizabethtown College (2014-16)

## STUDENT-ATHLETE NOTES (PITCHING)

27 ★ Ethan Smith, RHP						R/R			6-2			205 lbs.			Jr.			Mt. Juliet, Tenn					
Year	era	w-l	app	gs	cg	sho	sv	ip	h	r	er	bb	so	2b	3b	hr	bf	bavg	wp	hbp	bk	sfa	sha
2019	3.27	4-0	17	0	0	0/2	0	33.0	17	13	12	17	47	5	1	1	137	.150	4	5	1	1	1
2020	1.42	3-0	5	4	0	0/1	0	19.0	12	4	3	9	23	3	0	0	78	.182	3	1	0	0	2
2021	3.60	0-0	3	0	0	0/1	2	5.0	4	2	2	1	8	2	0	1	20	.211	0	0	0	0	0
TOTAL	2.68	7-0	25	4	0	0/4	2	57.0	33	19	17	27	78	10	1	2	235	.167	7	6	1	1	3

- ★ Posted a 3-0 record and a 1.42 ERA with 23 strikeouts in 2020
- ★ Made four appearances and four starts as a sophomore
- ★ Went 4-0 with a 3.27 ERA in 2019
- ★ Made 17 relief appearances his freshman season, working 33.0 innings
- ★ Brother, Brandon Smith, played baseball at Tennessee Tech
- ★ Human and organizational development major

28 ★ Ryan Stefiuk, LHP										R/L		6-4		210 lbs.			Fr.		Green Bay, Wis.						
Year	era	w-l	app	gs	cg	sho	sv	ip	h	r	er	bb	so	2b	3b	hr	bf	bavg	wp	hbp	bk	sfa	sha		
2021	--	--	--	--	--	--	--	--	--	--	--	--	--	--	--	--	--	--	--	--	--	--	--		
TOTAL	--	--	--	--	--	--	--	--	--	--	--	--	--	--	--	--	--	--	--	--	--	--	--		

- ★ Wisconsin's top-rated southpaw and fourth-best overall prospect
- ★ 0.90 ERA across his high school career
- ★ Led Preble to four-straight state playoff appearances
- ★ Four-year member of the National Honor Society
- ★ Enjoys frofing

# The Automated ScoreBook

## Individual Game-by-Game for Vanderbilt (as of Mar 10, 2021)

### #30 Nelson Berkwich - 1 appearance (All games)

Date	Opponent	GS	IP	H	R	ER	BB	SO	2B	3B	HR	WP	BK	HBP	IBB	Score	W-L	Sv	ERA	NP
Feb 28	GEORGIA STATE-2		1.0	2	1	1	0	0	0	0	0	0	0	0	0	17-6	0-0	0	9.00	17
Totals		0	1.0	2	1	1	0	0	0	0	0	0	0	0	0	17-6	0-0	0	9.00	-

### #51 Enrique Bradfield Jr - 11 games (All games)

Date	Opponent	Pos	AB	R	H	RBI	2B	3B	HR	BB	SB	CS	HBP	SAC	SF	GDP	K	PO	A	E	Avg
Feb 22	WRIGHT STATE-1	*of	3	2	2	1	0	0	0	1	1	0	0	0	0	0	0	2	0	0	.667
Feb 22	WRIGHT STATE-2	*of	3	1	1	0	0	0	0	0	0	0	0	0	0	0	1	2	0	0	.500
Feb 24	WESTERN KENTUCK	*of	4	0	2	2	1	0	0	0	0	0	0	0	0	0	1	2	0	0	.500
Feb 26	GEORGIA STATE	*of	4	0	1	1	0	0	0	0	0	0	0	0	0	0	2	3	0	0	.429
Feb 27	GEORGIA STATE	*of	2	0	1	0	0	0	0	1	1	0	0	1	0	0	0	0	0	0	.438
Feb 28	GEORGIA STATE-1	*of	3	1	0	0	0	0	0	1	1	0	1	0	0	0	0	1	0	0	.368
Feb 28	GEORGIA STATE-2	*of	1	2	0	0	0	0	0	2	1	0	1	0	0	0	1	2	0	0	.350
Mar 05	ILLINOIS-CHICAGO	*of	4	2	3	1	0	0	0	0	2	0	0	0	0	0	0	1	0	0	.417
Mar 06	ILLINOIS-CHICAGO	*of	3	0	1	0	0	0	0	0	0	0	1	0	0	0	2	1	0	0	.407
Mar 07	ILLINOIS-CHICAGO	*of	3	0	0	0	0	0	0	1	2	0	0	0	0	0	0	0	0	0	.367
Mar 09	MEMPHIS	*of	3	2	2	2	0	0	0	2	3	0	0	0	0	0	0	0	0	0	.394
Totals		11gs	33	10	13	7	1	0	0	8	11	0	3	1	0	0	7	14	0	0	.394

On base pct. .545 • Slugging pct. .424

### #46 Gage Bradley - 1 appearance (All games)

Date	Opponent	GS	IP	H	R	ER	BB	SO	2B	3B	HR	WP	BK	HBP	IBB	Score	W-L	Sv	ERA	NP
Feb 28	GEORGIA STATE-2		1.0	2	3	3	3	2	0	0	0	1	0	1	0	17-6	0-0	0	27.00	35
Totals		0	1.0	2	3	3	3	2	0	0	0	1	0	1	0	17-6	0-0	0	27.00	-

### #16 Jack Bulger - 9 games (All games)

Date	Opponent	Pos	AB	R	H	RBI	2B	3B	HR	BB	SB	CS	HBP	SAC	SF	GDP	K	PO	A	E	Avg
Feb 22	WRIGHT STATE-1	of	3	0	0	0	0	0	0	0	0	0	0	0	0	1	1	0	0	0	.000
Feb 22	WRIGHT STATE-2	*of	4	0	0	1	0	0	0	0	0	0	0	0	0	0	0	0	0	0	.000
Feb 24	WESTERN KENTUCK	*of	4	1	1	1	0	0	0	0	0	0	0	0	0	0	1	0	0	0	.091
Feb 26	GEORGIA STATE	*of	4	1	2	0	0	0	0	1	0	0	0	0	0	0	1	0	0	0	.200
Feb 27	GEORGIA STATE	*of	4	0	0	0	0	0	0	1	0	0	0	0	0	0	0	1	0	0	.158
Feb 28	GEORGIA STATE-1	*of	3	1	0	0	0	0	0	2	0	0	0	0	0	1	1	0	0	0	.136
Feb 28	GEORGIA STATE-2	*of	5	2	2	0	0	0	0	0	0	0	0	0	0	0	0	1	0	0	.185
Mar 05	ILLINOIS-CHICAGO	1b	0	0	0	0	0	0	0	0	0	0	0	0	0	0	0	0	0	0	.185
Mar 07	ILLINOIS-CHICAGO	*of	3	1	2	2	0	0	1	0	0	0	0	0	0	1	0	2	0	0	.233
Totals		7gs	30	6	7	4	0	0	1	4	0	0	0	0	0	3	4	4	0	0	.233

On base pct. .324 • Slugging pct. .333

### #39 Gavin Casas - 5 games (All games)

Date	Opponent	Pos	AB	R	H	RBI	2B	3B	HR	BB	SB	CS	HBP	SAC	SF	GDP	K	PO	A	E	Avg
Feb 22	WRIGHT STATE-1	ph/1b	1	0	0	0	0	0	0	0	0	0	0	0	0	0	0	0	0	0	.000
Feb 24	WESTERN KENTUCK	1b	1	0	0	0	0	0	0	0	0	0	0	0	0	0	0	1	0	0	.000
Feb 28	GEORGIA STATE-1	ph/1b	1	0	0	0	0	0	0	0	0	0	0	0	0	0	0	1	0	0	.000
Feb 28	GEORGIA STATE-2	ph/1b	2	1	1	0	0	0	0	0	0	0	0	0	0	0	1	2	0	0	.200
Mar 05	ILLINOIS-CHICAGO	1b/3b	1	0	1	1	1	0	0	0	0	0	0	0	0	0	0	2	0	0	.333
Totals		0gs	6	1	2	1	1	0	0	0	0	0	0	0	0	0	1	6	0	0	.333

On base pct. .333 • Slugging pct. .500



# The Automated ScoreBook

## Individual Game-by-Game for Vanderbilt (as of Mar 10, 2021)

### #3 Cooper Davis - 5 games (All games)

Date	Opponent	Pos	AB	R	H	RBI	2B	3B	HR	BB	SB	CS	HBP	SAC	SF	GDP	K	PO	A	E	Avg
Feb 22	WRIGHT STATE-1	*of	1	0	0	0	0	0	0	0	0	0	0	0	0	0	1	0	0	0	.000
Mar 05	ILLINOIS-CHICAGO	*of	3	0	1	1	0	0	0	2	1	0	0	0	0	0	0	1	0	0	.250
Mar 06	ILLINOIS-CHICAGO	*of	5	0	0	0	0	0	0	0	0	0	0	0	0	0	0	0	0	0	.111
Mar 07	ILLINOIS-CHICAGO	*of/of	3	0	1	0	0	0	0	1	0	1	0	0	0	0	0	1	0	0	.167
Mar 09	MEMPHIS	*of	6	1	2	3	0	0	1	0	0	0	0	0	0	0	0	1	0	0	.222
Totals		5gs	18	1	4	4	0	0	1	3	1	1	0	0	0	0	1	3	0	0	.222

On base pct. .333 • Slugging pct. .389

### #18 Will Duff - 2 games (All games)

Date	Opponent	Pos	AB	R	H	RBI	2B	3B	HR	BB	SB	CS	HBP	SAC	SF	GDP	K	PO	A	E	Avg
Feb 28	GEORGIA STATE-2	of	1	0	0	0	0	0	0	0	0	0	0	0	0	0	0	0	0	0	.000
Mar 05	ILLINOIS-CHICAGO	ph/of	0	1	0	0	0	0	0	0	0	0	1	0	0	0	0	0	0	0	.000
Totals		0gs	1	1	0	0	0	0	0	0	0	0	1	0	0	0	0	0	0	0	.000

On base pct. .500 • Slugging pct. .000

### #45 Alan Espinal - 3 games (All games)

Date	Opponent	Pos	AB	R	H	RBI	2B	3B	HR	BB	SB	CS	HBP	SAC	SF	GDP	K	PO	A	E	Avg
Feb 24	WESTERN KENTUCK	c	1	0	0	0	0	0	0	0	0	0	0	0	0	0	0	3	0	0	.000
Feb 28	GEORGIA STATE-2	c	0	0	0	0	0	0	0	0	0	0	0	0	0	0	0	2	0	0	.000
Mar 05	ILLINOIS-CHICAGO	c	1	0	0	0	0	0	0	0	0	0	0	0	0	0	0	2	0	0	.000
Totals		0gs	2	0	0	0	0	0	0	0	0	0	0	0	0	0	0	7	0	0	.000

On base pct. .000 • Slugging pct. .000

### #32 Hugh Fisher - 1 game (All games)

Date	Opponent	Pos	AB	R	H	RBI	2B	3B	HR	BB	SB	CS	HBP	SAC	SF	GDP	K	PO	A	E	Avg
Feb 28	GEORGIA STATE-2	p	0	0	0	0	0	0	0	0	0	0	0	0	0	0	0	0	1	0	.000
Totals		0gs	0	0	0	0	0	0	0	0	0	0	0	0	0	0	0	0	1	0	.000

On base pct. .000 • Slugging pct. .000

### #32 Hugh Fisher - 3 appearances (All games)

Date	Opponent	GS	IP	H	R	ER	BB	SO	2B	3B	HR	WP	BK	HBP	IBB	Score	W-L	Sv	ERA	NP
Feb 24	WESTERN KENTUCK		1.0	0	0	0	0	2	0	0	0	0	0	0	0	12-1	0-0	0	0.00	10
Feb 28	GEORGIA STATE-2		1.0	0	0	0	0	0	0	0	0	0	0	0	0	17-6	0-0	0	0.00	11
Mar 09	MEMPHIS		1.0	0	0	0	0	1	0	0	0	0	0	0	0	10-4	0-0	0	0.00	14
Totals		0	3.0	0	0	0	0	3	0	0	0	0	0	0	0	39-11	0-0	0	0.00	-

### #31 Miles Garrett - 4 appearances (All games)

Date	Opponent	GS	IP	H	R	ER	BB	SO	2B	3B	HR	WP	BK	HBP	IBB	Score	W-L	Sv	ERA	NP
Feb 24	WESTERN KENTUCK		1.0	0	0	0	1	1	0	0	0	0	0	0	0	12-1	0-0	0	0.00	12
Feb 27	GEORGIA STATE		0.2	1	0	0	0	1	0	0	0	0	0	0	0	5-4	1-0	0	0.00	7
Mar 05	ILLINOIS-CHICAGO		1.0	0	0	0	0	1	0	0	0	0	0	0	0	15-0	1-0	0	0.00	15
Mar 09	MEMPHIS		1.0	2	1	0	0	2	0	0	0	0	0	1	0	10-4	1-0	0	0.00	20
Totals		0	3.2	3	1	0	1	5	0	0	0	0	0	1	0	42-9	1-0	0	0.00	-

# The Automated ScoreBook

## Individual Game-by-Game for Vanderbilt (as of Mar 10, 2021)

### #99 Jayson Gonzalez - 10 games (All games)

Date	Opponent	Pos	AB	R	H	RBI	2B	3B	HR	BB	SB	CS	HBP	SAC	SF	GDP	K	PO	A	E	Avg
Feb 22	WRIGHT STATE-1	*3b	3	1	1	3	0	0	1	0	0	0	1	0	0	0	1	1	0	0	.333
Feb 22	WRIGHT STATE-2	*3b	3	0	3	0	0	0	0	0	0	0	0	0	0	0	0	0	0	0	.667
Feb 24	WESTERN KENTUCK	*3b	3	1	1	0	0	0	0	1	0	0	0	0	0	0	2	1	1	1	.556
Feb 26	GEORGIA STATE	*3b	3	0	0	0	0	0	0	1	0	0	0	0	0	0	2	0	1	0	.417
Feb 27	GEORGIA STATE	*3b	3	0	1	1	1	0	0	0	0	0	0	0	1	0	0	2	1	1	.400
Feb 28	GEORGIA STATE-1	*3b	4	0	2	3	0	0	0	1	0	0	0	0	0	0	0	0	0	0	.421
Feb 28	GEORGIA STATE-2	*3b	2	1	0	1	0	0	0	1	0	0	1	0	0	0	0	0	0	0	.381
Mar 05	ILLINOIS-CHICAGO	*3b	4	1	2	0	0	0	0	0	0	0	0	0	0	0	1	0	0	1	.400
Mar 06	ILLINOIS-CHICAGO	*dh	4	0	0	0	0	0	0	0	0	0	0	0	0	0	1	0	0	0	.345
Mar 09	MEMPHIS	*3b	5	1	3	4	0	1	0	0	0	0	0	0	0	0	0	0	2	0	.382
Totals		10gs	34	5	13	12	1	1	1	4	0	0	2	0	1	0	7	4	5	3	.382

On base pct. .463 • Slugging pct. .559

### #21 Calvin Hewett - 7 games (All games)

Date	Opponent	Pos	AB	R	H	RBI	2B	3B	HR	BB	SB	CS	HBP	SAC	SF	GDP	K	PO	A	E	Avg
Feb 22	WRIGHT STATE-1	of/of	0	1	0	0	0	0	0	0	0	0	0	0	0	0	0	1	0	0	.000
Feb 22	WRIGHT STATE-2	of	0	0	0	0	0	0	0	0	0	0	0	0	0	0	0	0	0	0	.000
Feb 24	WESTERN KENTUCK	ph/of	0	1	0	0	0	0	0	0	0	0	1	0	0	0	0	0	0	0	.000
Feb 27	GEORGIA STATE	of	0	0	0	0	0	0	0	0	0	0	0	0	0	0	0	0	0	0	.000
Feb 28	GEORGIA STATE-1	of	0	0	0	0	0	0	0	0	0	0	0	0	0	0	0	1	0	0	.000
Mar 05	ILLINOIS-CHICAGO	of/of	1	1	1	2	1	0	0	0	0	0	0	0	0	0	0	0	0	0	1.000
Mar 07	ILLINOIS-CHICAGO	pr	0	0	0	0	0	0	0	0	0	0	0	0	0	0	0	0	0	0	1.000
Totals		0gs	1	3	1	2	1	0	0	0	0	0	2	0	0	0	0	2	0	0	1.000

On base pct. 1.000 • Slugging pct. 2.000

### #40 Sam Hliboki - 3 appearances (All games)

Date	Opponent	GS	IP	H	R	ER	BB	SO	2B	3B	HR	WP	BK	HBP	IBB	Score	W-L	Sv	ERA	NP
Feb 22	WRIGHT STATE-1		2.0	1	0	0	1	2	0	0	0	0	0	1	0	14-1	0-0	0	0.00	38
Feb 27	GEORGIA STATE	*	4.0	4	1	1	0	7	0	0	1	0	0	0	0	5-4	0-0	0	1.50	68
Mar 06	ILLINOIS-CHICAGO		2.0	2	1	1	0	2	1	0	0	0	0	0	0	5-2	0-0	0	2.25	34
Totals		1	8.0	7	2	2	1	11	1	0	1	0	0	1	0	24-7	0-0	0	2.25	-

### #11 Matt Hogan - 3 games (All games)

Date	Opponent	Pos	AB	R	H	RBI	2B	3B	HR	BB	SB	CS	HBP	SAC	SF	GDP	K	PO	A	E	Avg
Feb 28	GEORGIA STATE-1	of	0	0	0	0	0	0	0	0	0	0	0	0	0	0	0	0	0	0	.000
Feb 28	GEORGIA STATE-2	ph/of	1	1	0	1	0	0	0	0	0	0	0	0	0	0	0	1	0	0	.000
Mar 05	ILLINOIS-CHICAGO	of	1	1	0	0	0	0	0	0	0	0	0	0	0	0	0	0	0	0	.000
Totals		0gs	2	2	0	1	0	0	0	0	0	0	0	0	0	0	0	1	0	0	.000

On base pct. .000 • Slugging pct. .000

### #34 Spencer Jones - 3 games (All games)

Date	Opponent	Pos	AB	R	H	RBI	2B	3B	HR	BB	SB	CS	HBP	SAC	SF	GDP	K	PO	A	E	Avg
Mar 05	ILLINOIS-CHICAGO	ph/dh	2	0	0	0	0	0	0	0	0	0	0	0	0	0	0	0	0	0	.000
Mar 07	ILLINOIS-CHICAGO	*dh	4	0	1	0	1	0	0	0	0	0	0	0	0	0	2	0	0	0	.167
Mar 09	MEMPHIS	*dh	5	2	1	0	0	0	0	0	0	0	0	0	0	1	1	0	0	0	.182
Totals		2gs	11	2	2	0	1	0	0	0	0	0	0	0	0	1	3	0	0	0	.182

On base pct. .182 • Slugging pct. .273

**The Automated ScoreBook**  
**Individual Game-by-Game for Vanderbilt (as of Mar 10, 2021)**

**#12 Dominic Keegan - 10 games (All games)**

Date	Opponent	Pos	AB	R	H	RBI	2B	3B	HR	BB	SB	CS	HBP	SAC	SF	GDP	K	PO	A	E	Avg
Feb 22	WRIGHT STATE-1	*1b	4	1	2	2	1	1	0	0	0	0	0	0	0	0	0	3	0	1	.500
Feb 22	WRIGHT STATE-2	*1b	2	0	0	0	0	0	0	1	0	0	0	0	0	0	1	6	0	0	.333
Feb 24	WESTERN KENTUCK	*1b	3	3	3	3	2	0	1	1	0	0	0	0	0	0	0	6	0	0	.556
Feb 26	GEORGIA STATE	*1b	3	0	2	0	1	0	0	1	0	0	0	0	0	0	1	8	1	0	.583
Feb 27	GEORGIA STATE	*1b	3	1	2	2	0	0	1	1	0	0	0	0	0	0	0	5	1	0	.600
Feb 28	GEORGIA STATE-1	*1b	3	2	1	0	0	0	0	2	0	0	0	0	0	0	2	7	1	0	.556
Feb 28	GEORGIA STATE-2	*1b	3	2	2	6	1	0	1	1	0	0	0	0	0	0	0	5	0	0	.571
Mar 05	ILLINOIS-CHICAGO	*1b	3	2	1	1	0	0	1	1	0	0	1	0	0	1	1	7	0	0	.542
Mar 06	ILLINOIS-CHICAGO	*1b	4	1	2	1	0	1	0	0	0	0	0	0	0	0	1	11	0	0	.536
Mar 07	ILLINOIS-CHICAGO	*1b	3	1	2	0	2	0	0	1	0	0	0	0	0	0	0	3	1	0	.548
Totals		10gs	31	13	17	15	7	2	4	9	0	0	1	0	0	1	6	61	4	1	.548

On base pct. .659 • Slugging pct. 1.290

**#6 Tate Kolwyck - 11 games (All games)**

Date	Opponent	Pos	AB	R	H	RBI	2B	3B	HR	BB	SB	CS	HBP	SAC	SF	GDP	K	PO	A	E	Avg
Feb 22	WRIGHT STATE-1	*2b	5	1	2	3	2	0	0	0	0	0	0	0	0	1	0	2	1	0	.400
Feb 22	WRIGHT STATE-2	*2b	4	0	1	0	0	0	0	0	0	0	0	0	0	0	1	1	4	0	.333
Feb 24	WESTERN KENTUCK	*2b	3	1	1	1	0	1	0	1	0	0	0	0	0	0	2	2	4	0	.333
Feb 26	GEORGIA STATE	*2b	4	1	0	0	0	0	0	1	0	0	0	0	0	0	2	3	2	0	.250
Feb 27	GEORGIA STATE	*2b	2	1	0	0	0	0	0	2	0	0	0	0	0	0	0	1	2	0	.222
Feb 28	GEORGIA STATE-1	*2b	3	2	2	2	1	0	1	2	0	0	0	0	0	0	0	3	1	0	.286
Feb 28	GEORGIA STATE-2	*2b	3	0	0	0	0	0	0	0	0	0	0	0	0	0	1	0	0	0	.250
Mar 05	ILLINOIS-CHICAGO	*2b	3	1	0	0	0	0	0	1	0	0	0	0	0	0	1	0	3	0	.222
Mar 06	ILLINOIS-CHICAGO	*2b	2	0	1	1	0	0	0	1	0	0	0	0	1	0	0	3	4	0	.241
Mar 07	ILLINOIS-CHICAGO	*2b	4	0	1	0	0	0	0	0	0	0	0	0	0	0	0	1	2	0	.242
Mar 09	MEMPHIS	*2b	4	2	1	0	0	0	0	1	0	0	0	0	0	0	1	2	3	0	.243
Totals		11gs	37	9	9	7	3	1	1	9	0	0	0	0	1	1	8	18	26	0	.243

On base pct. .383 • Slugging pct. .459

**#19 Troy LaNeve - 5 games (All games)**

Date	Opponent	Pos	AB	R	H	RBI	2B	3B	HR	BB	SB	CS	HBP	SAC	SF	GDP	K	PO	A	E	Avg
Feb 22	WRIGHT STATE-1	of	0	0	0	0	0	0	0	0	0	0	0	0	0	0	0	0	0	0	.000
Feb 24	WESTERN KENTUCK	ph/of	1	0	0	0	0	0	0	0	0	0	0	0	0	0	0	1	0	0	.000
Feb 28	GEORGIA STATE-1	ph/of	1	0	0	0	0	0	0	0	0	0	0	0	0	0	0	0	0	0	.000
Feb 28	GEORGIA STATE-2	ph/of	1	0	0	0	0	0	0	0	0	0	0	0	0	0	1	0	0	0	.000
Mar 05	ILLINOIS-CHICAGO	ph	1	1	1	2	1	0	0	0	0	0	0	0	0	0	0	0	0	0	.250
Totals		0gs	4	1	1	2	1	0	0	0	0	0	0	0	0	0	1	1	0	0	.250

On base pct. .250 • Slugging pct. .500

**#22 Jack Leiter - 2 games (All games)**

Date	Opponent	Pos	AB	R	H	RBI	2B	3B	HR	BB	SB	CS	HBP	SAC	SF	GDP	K	PO	A	E	Avg
Feb 28	GEORGIA STATE-2	*p	0	0	0	0	0	0	0	0	0	0	0	0	0	0	0	0	2	0	.000
Mar 07	ILLINOIS-CHICAGO	*p	0	0	0	0	0	0	0	0	0	0	0	0	0	0	0	1	0	0	.000
Totals		2gs	0	0	0	0	0	0	0	0	0	0	0	0	0	0	0	1	2	0	.000

On base pct. .000 • Slugging pct. .000

**#22 Jack Leiter - 3 appearances (All games)**

Date	Opponent	GS	IP	H	R	ER	BB	SO	2B	3B	HR	WP	BK	HBP	IBB	Score	W-L	Sv	ERA	NP
Feb 22	WRIGHT STATE-2	*	5.0	1	0	0	0	8	0	0	0	0	0	1	0	1-0	1-0	0	0.00	69
Feb 28	GEORGIA STATE-2	*	5.0	3	0	0	4	7	0	0	0	0	1	1	0	17-6	2-0	0	0.00	93
Mar 07	ILLINOIS-CHICAGO	*	5.0	1	2	1	3	11	0	0	0	0	0	1	0	4-2	3-0	0	0.60	94
Totals		3	15.0	5	2	1	7	26	0	0	0	0	1	3	0	22-8	3-0	0	0.60	-

# The Automated ScoreBook

## Individual Game-by-Game for Vanderbilt (as of Mar 10, 2021)

### #42 Christian Little - 1 game (All games)

Date	Opponent	Pos	AB	R	H	RBI	2B	3B	HR	BB	SB	CS	HBP	SAC	SF	GDP	K	PO	A	E	Avg
Feb 24	WESTERN KENTUCK	*p	0	0	0	0	0	0	0	0	0	0	0	0	0	0	0	0	1	0	.000
Totals		1gs	0	0	0	0	0	0	0	0	0	0	0	0	0	0	0	0	1	0	.000

On base pct. .000 • Slugging pct. .000

### #42 Christian Little - 3 appearances (All games)

Date	Opponent	GS	IP	H	R	ER	BB	SO	2B	3B	HR	WP	BK	HBP	IBB	Score	W-L	Sv	ERA	NP
Feb 24	WESTERN KENTUCK	*	3.0	3	1	0	0	1	1	0	0	1	0	0	0	12-1	1-0	0	0.00	31
Feb 28	GEORGIA STATE-2		1.0	2	2	2	0	1	0	0	2	0	0	0	0	17-6	1-0	0	4.50	21
Mar 09	MEMPHIS	*	2.2	4	3	3	3	4	1	0	0	0	0	0	0	10-4	1-0	0	6.75	55
Totals		2	6.2	9	6	5	3	6	2	0	2	1	0	0	0	39-11	1-0	0	6.75	-

### #29 Nick Maldonado - 4 appearances (All games)

Date	Opponent	GS	IP	H	R	ER	BB	SO	2B	3B	HR	WP	BK	HBP	IBB	Score	W-L	Sv	ERA	NP
Feb 22	WRIGHT STATE-2		1.0	0	0	0	2	1	0	0	0	0	0	0	0	1-0	0-0	0	0.00	27
Feb 26	GEORGIA STATE		1.2	0	0	0	0	1	0	0	0	0	0	0	0	2-4	0-0	0	0.00	14
Feb 28	GEORGIA STATE-1		1.2	0	0	0	0	2	0	0	0	0	0	0	0	12-2	0-0	0	0.00	19
Mar 07	ILLINOIS-CHICAGO		1.0	2	0	0	0	2	0	0	0	0	0	0	0	4-2	0-0	0	0.00	25
Totals		0	5.1	2	0	0	2	6	0	0	0	0	0	0	0	19-8	0-0	0	0.00	-

### #35 Chris McElvain - 2 games (All games)

Date	Opponent	Pos	AB	R	H	RBI	2B	3B	HR	BB	SB	CS	HBP	SAC	SF	GDP	K	PO	A	E	Avg
Feb 22	WRIGHT STATE-1	p	0	0	0	0	0	0	0	0	0	0	0	0	0	0	0	0	0	1	.000
Feb 27	GEORGIA STATE	p	0	0	0	0	0	0	0	0	0	0	0	0	0	0	0	1	2	1	.000
Totals		0gs	0	0	0	0	0	0	0	0	0	0	0	0	0	0	0	1	2	2	.000

On base pct. .000 • Slugging pct. .000

### #35 Chris McElvain - 4 appearances (All games)

Date	Opponent	GS	IP	H	R	ER	BB	SO	2B	3B	HR	WP	BK	HBP	IBB	Score	W-L	Sv	ERA	NP
Feb 22	WRIGHT STATE-1		3.0	3	1	1	1	5	1	0	0	0	0	0	0	14-1	0-0	1	3.00	55
Feb 27	GEORGIA STATE		2.1	2	3	3	1	2	0	0	0	1	0	1	0	5-4	0-0	1	6.75	36
Mar 05	ILLINOIS-CHICAGO		1.0	0	0	0	1	1	0	0	0	0	0	0	0	15-0	0-0	1	5.68	19
Mar 09	MEMPHIS		1.0	1	0	0	2	2	0	0	0	0	0	0	0	10-4	0-0	1	4.91	27
Totals		0	7.1	6	4	4	5	10	1	0	0	1	0	1	0	44-9	0-0	1	4.91	-

### #10 TJ McKenzie - 3 games (All games)

Date	Opponent	Pos	AB	R	H	RBI	2B	3B	HR	BB	SB	CS	HBP	SAC	SF	GDP	K	PO	A	E	Avg
Feb 24	WESTERN KENTUCK	ph/of	1	0	0	0	0	0	0	0	0	0	0	0	0	0	1	0	0	0	.000
Feb 26	GEORGIA STATE	pr	0	0	0	0	0	0	0	0	0	0	0	0	0	0	0	0	0	0	.000
Feb 28	GEORGIA STATE-2	ph/dh	0	0	0	0	0	0	0	0	0	0	1	0	0	0	0	0	0	0	.000
Totals		0gs	1	0	0	0	0	0	0	0	0	0	1	0	0	0	1	0	0	0	.000

On base pct. .500 • Slugging pct. .000

### #36 Grayson Moore - 3 appearances (All games)

Date	Opponent	GS	IP	H	R	ER	BB	SO	2B	3B	HR	WP	BK	HBP	IBB	Score	W-L	Sv	ERA	NP
Feb 24	WESTERN KENTUCK		1.0	0	0	0	1	2	0	0	0	0	0	0	0	12-1	0-0	0	0.00	18
Feb 28	GEORGIA STATE-1		1.0	0	0	0	2	0	0	0	0	0	0	0	0	12-2	0-0	0	0.00	17
Mar 05	ILLINOIS-CHICAGO		1.0	1	0	0	1	0	1	0	0	0	1	0	0	15-0	0-0	0	0.00	22
Totals		0	3.0	1	0	0	4	2	1	0	0	0	1	0	0	39-3	0-0	0	0.00	-

**The Automated ScoreBook**  
**Individual Game-by-Game for Vanderbilt (as of Mar 10, 2021)**

**#50 Luke Murphy - 1 game (All games)**

Date	Opponent	Pos	AB	R	H	RBI	2B	3B	HR	BB	SB	CS	HBP	SAC	SF	GDP	K	PO	A	E	Avg
Feb 27	GEORGIA STATE	p	0	0	0	0	0	0	0	0	0	0	0	0	0	0	0	1	0	0	.000
Totals		0gs	0	0	0	0	0	0	0	0	0	0	0	0	0	0	0	1	0	0	.000

On base pct. .000 • Slugging pct. .000

**#50 Luke Murphy - 4 appearances (All games)**

Date	Opponent	GS	IP	H	R	ER	BB	SO	2B	3B	HR	WP	BK	HBP	IBB	Score	W-L	Sv	ERA	NP
Feb 22	WRIGHT STATE-2		1.0	0	0	0	0	3	0	0	0	0	0	0	0	1-0	0-0	0	0.00	14
Feb 26	GEORGIA STATE		1.0	0	0	0	1	3	0	0	0	0	0	0	0	2-4	0-0	0	0.00	19
Feb 27	GEORGIA STATE		2.0	0	0	0	0	2	0	0	0	0	0	0	0	5-4	0-0	1	0.00	20
Mar 06	ILLINOIS-CHICAGO		1.0	1	0	0	0	1	0	0	0	0	0	0	0	5-2	0-0	2	0.00	13
Totals		0	5.0	1	0	0	1	9	0	0	0	0	0	0	0	13-10	0-0	2	0.00	-

**#25 Parker Noland - 11 games (All games)**

Date	Opponent	Pos	AB	R	H	RBI	2B	3B	HR	BB	SB	CS	HBP	SAC	SF	GDP	K	PO	A	E	Avg
Feb 22	WRIGHT STATE-1	*dh	3	2	3	1	1	0	0	1	0	0	0	0	0	0	0	0	0	0	1.000
Feb 22	WRIGHT STATE-2	*dh	4	0	0	0	0	0	0	0	0	0	0	0	0	0	2	0	0	0	.429
Feb 24	WESTERN KENTUCK	*dh	4	1	0	1	0	0	0	0	0	0	0	0	0	0	1	0	0	0	.273
Feb 26	GEORGIA STATE	*dh	3	0	1	1	0	0	0	2	1	0	0	0	0	0	1	0	0	0	.286
Feb 27	GEORGIA STATE	*dh	3	0	0	0	0	0	0	1	0	0	0	0	0	0	1	0	0	0	.235
Feb 28	GEORGIA STATE-1	*dh	5	2	3	4	2	0	1	0	0	0	0	0	0	0	1	0	0	0	.318
Feb 28	GEORGIA STATE-2	*dh	4	1	1	0	0	0	0	0	0	0	0	0	0	0	0	0	0	0	.308
Mar 05	ILLINOIS-CHICAGO	*dh	2	1	1	0	0	0	0	2	0	0	0	0	0	0	1	0	0	0	.321
Mar 06	ILLINOIS-CHICAGO	*3b	4	1	2	2	0	0	0	0	1	0	0	0	0	0	1	0	2	0	.344
Mar 07	ILLINOIS-CHICAGO	*3b	3	0	0	2	0	0	0	0	0	0	0	0	1	0	1	0	1	0	.314
Mar 09	MEMPHIS	*1b	5	0	2	0	0	0	0	0	0	0	0	0	0	0	1	7	0	1	.325
Totals		11gs	40	8	13	11	3	0	1	6	2	0	0	0	1	0	10	7	3	1	.325

On base pct. .404 • Slugging pct. .475

**#20 Jack O'Dowd - 5 games (All games)**

Date	Opponent	Pos	AB	R	H	RBI	2B	3B	HR	BB	SB	CS	HBP	SAC	SF	GDP	K	PO	A	E	Avg
Feb 22	WRIGHT STATE-1	ph	1	0	0	0	0	0	0	0	0	0	0	0	0	0	1	0	0	0	.000
Feb 24	WESTERN KENTUCK	ph/3b	1	0	0	0	0	0	0	0	0	0	0	0	0	0	1	0	0	0	.000
Feb 28	GEORGIA STATE-1	ph/3b	1	0	0	0	0	0	0	0	0	0	0	0	0	0	0	0	0	0	.000
Feb 28	GEORGIA STATE-2	3b/ss	1	1	1	0	1	0	0	0	0	0	0	0	0	0	0	1	0	0	.250
Mar 05	ILLINOIS-CHICAGO	3b/ss	0	1	0	0	0	0	0	1	0	0	0	0	0	0	0	0	0	0	.250
Totals		0gs	4	2	1	0	1	0	0	1	0	0	0	0	0	0	2	0	1	0	.250

On base pct. .400 • Slugging pct. .500

**#33 Hunter Owen - 1 game (All games)**

Date	Opponent	Pos	AB	R	H	RBI	2B	3B	HR	BB	SB	CS	HBP	SAC	SF	GDP	K	PO	A	E	Avg
Feb 28	GEORGIA STATE-1	p	0	0	0	0	0	0	0	0	0	0	0	0	0	0	0	1	0	0	.000
Totals		0gs	0	0	0	0	0	0	0	0	0	0	0	0	0	0	0	1	0	0	.000

On base pct. .000 • Slugging pct. .000

**#33 Hunter Owen - 2 appearances (All games)**

Date	Opponent	GS	IP	H	R	ER	BB	SO	2B	3B	HR	WP	BK	HBP	IBB	Score	W-L	Sv	ERA	NP
Feb 24	WESTERN KENTUCK		2.0	1	0	0	0	4	1	0	0	0	0	0	0	12-1	0-0	0	0.00	32
Feb 28	GEORGIA STATE-1		1.1	1	2	2	2	1	0	0	0	1	0	0	0	12-2	0-0	0	5.40	26
Totals		0	3.1	2	2	2	2	5	1	0	0	1	0	0	0	24-3	0-0	0	5.40	-

# The Automated ScoreBook

## Individual Game-by-Game for Vanderbilt (as of Mar 10, 2021)

### #17 C.J. Pittaro - 3 games (All games)

Date	Opponent	Pos	AB	R	H	RBI	2B	3B	HR	BB	SB	CS	HBP	SAC	SF	GDP	K	PO	A	E	Avg
Feb 24	WESTERN KENTUCK	ph/dh	1	0	1	2	0	0	0	0	0	0	0	0	0	0	0	0	0	0	1.000
Feb 28	GEORGIA STATE-1	ph	1	0	0	0	0	0	0	0	0	0	0	0	0	0	0	0	0	0	.500
Feb 28	GEORGIA STATE-2	ph/3b	1	0	0	1	0	0	0	0	0	0	0	0	0	0	0	0	1	0	.333
Totals		0gs	3	0	1	3	0	0	0	0	0	0	0	0	0	0	0	0	1	0	.333

On base pct. .333 • Slugging pct. .333

### #88 Patrick Reilly - 1 game (All games)

Date	Opponent	Pos	AB	R	H	RBI	2B	3B	HR	BB	SB	CS	HBP	SAC	SF	GDP	K	PO	A	E	Avg
Mar 05	ILLINOIS-CHICAGO	p	0	0	0	0	0	0	0	0	0	0	0	0	0	0	0	0	1	0	.000
Totals		0gs	0	0	0	0	0	0	0	0	0	0	0	0	0	0	0	0	1	0	.000

On base pct. .000 • Slugging pct. .000

### #88 Patrick Reilly - 4 appearances (All games)

Date	Opponent	GS	IP	H	R	ER	BB	SO	2B	3B	HR	WP	BK	HBP	IBB	Score	W-L	Sv	ERA	NP
Feb 24	WESTERN KENTUCK		1.0	1	0	0	0	1	0	0	0	0	0	0	0	12-1	0-0	0	0.00	14
Feb 26	GEORGIA STATE		1.0	1	0	0	0	1	0	0	0	0	0	0	0	2-4	0-0	0	0.00	22
Mar 05	ILLINOIS-CHICAGO		1.0	0	0	0	0	2	0	0	0	1	0	0	0	15-0	0-0	0	0.00	17
Mar 09	MEMPHIS		3.1	1	0	0	0	4	0	0	0	0	0	0	0	10-4	1-0	0	0.00	45
Totals		0	6.1	3	0	0	0	8	0	0	0	1	0	0	0	39-9	1-0	0	0.00	-

### #80 Kumar Rocker - 1 game (All games)

Date	Opponent	Pos	AB	R	H	RBI	2B	3B	HR	BB	SB	CS	HBP	SAC	SF	GDP	K	PO	A	E	Avg
Mar 06	ILLINOIS-CHICAGO	*p	0	0	0	0	0	0	0	0	0	0	0	0	0	0	0	0	1	0	.000
Totals		1gs	0	0	0	0	0	0	0	0	0	0	0	0	0	0	0	0	1	0	.000

On base pct. .000 • Slugging pct. .000

### #80 Kumar Rocker - 3 appearances (All games)

Date	Opponent	GS	IP	H	R	ER	BB	SO	2B	3B	HR	WP	BK	HBP	IBB	Score	W-L	Sv	ERA	NP
Feb 22	WRIGHT STATE-1	*	4.0	1	0	0	3	8	1	0	0	0	0	0	0	14-1	1-0	0	0.00	67
Feb 28	GEORGIA STATE-1	*	5.0	3	0	0	3	6	1	0	0	1	1	0	0	12-2	2-0	0	0.00	84
Mar 06	ILLINOIS-CHICAGO	*	6.0	2	1	0	1	11	2	0	0	0	1	1	0	5-2	3-0	0	0.00	86
Totals		3	15.0	6	1	0	7	25	4	0	0	1	2	1	0	31-5	3-0	0	0.00	-

### #5 CJ Rodriguez - 8 games (All games)

Date	Opponent	Pos	AB	R	H	RBI	2B	3B	HR	BB	SB	CS	HBP	SAC	SF	GDP	K	PO	A	E	Avg
Feb 22	WRIGHT STATE-1	*c	4	1	0	1	0	0	0	0	0	0	1	0	0	0	3	17	0	0	.000
Feb 24	WESTERN KENTUCK	*c	3	1	1	0	0	0	0	0	0	0	1	0	0	0	1	8	1	0	.143
Feb 26	GEORGIA STATE	c	1	0	0	0	0	0	0	0	0	0	0	0	0	0	0	2	0	0	.125
Feb 27	GEORGIA STATE	*c	2	1	1	0	0	0	0	2	0	0	0	0	0	1	0	13	0	0	.200
Feb 28	GEORGIA STATE-1	*c	5	1	2	2	1	0	0	0	0	0	0	0	0	0	0	10	2	0	.267
Mar 06	ILLINOIS-CHICAGO	*c	3	0	2	0	0	0	0	1	0	0	0	0	0	0	0	10	3	0	.333
Mar 07	ILLINOIS-CHICAGO	c	0	0	0	0	0	0	0	0	0	0	0	0	0	0	0	2	0	0	.333
Mar 09	MEMPHIS	*c	2	1	1	0	0	0	0	3	0	0	0	0	0	0	0	13	0	0	.350
Totals		6gs	20	5	7	3	1	0	0	6	0	0	2	0	0	1	4	75	6	0	.350

On base pct. .536 • Slugging pct. .400



**The Automated ScoreBook**  
**Individual Game-by-Game for Vanderbilt (as of Mar 10, 2021)**

**#55 Maxwell Romero Jr. - 5 games (All games)**

Date	Opponent	Pos	AB	R	H	RBI	2B	3B	HR	BB	SB	CS	HBP	SAC	SF	GDP	K	PO	A	E	Avg
Feb 22	WRIGHT STATE-2	*c	2	0	0	0	0	0	0	1	0	0	0	0	0	0	2	16	1	0	.000
Feb 26	GEORGIA STATE	*c	2	0	0	0	0	0	0	2	0	0	0	0	0	0	2	9	1	0	.000
Feb 28	GEORGIA STATE-2	*c	3	3	3	7	1	0	2	1	0	0	1	0	0	0	0	8	0	0	.429
Mar 05	ILLINOIS-CHICAGO	*c	4	1	1	2	1	0	0	0	0	0	0	0	0	1	0	9	1	0	.364
Mar 07	ILLINOIS-CHICAGO	*c	4	0	1	0	0	0	0	0	0	0	0	0	0	0	1	15	0	0	.333
Totals		5gs	15	4	5	9	2	0	2	4	0	0	1	0	0	1	5	57	3	0	.333

On base pct. .500 • Slugging pct. .867

**#66 Thomas Schultz - 3 appearances (All games)**

Date	Opponent	GS	IP	H	R	ER	BB	SO	2B	3B	HR	WP	BK	HBP	IBB	Score	W-L	Sv	ERA	NP
Feb 22	WRIGHT STATE-2		1.0	1	0	0	0	2	1	0	0	0	0	0	0	1-0	0-0	0	0.00	15
Feb 26	GEORGIA STATE	*	4.1	4	2	2	2	4	1	0	0	1	0	0	0	2-4	0-1	0	3.38	75
Mar 05	ILLINOIS-CHICAGO	*	5.0	1	0	0	0	8	0	0	0	0	0	1	0	15-0	1-1	0	1.74	88
Totals		2	10.1	6	2	2	2	14	2	0	0	1	0	1	0	18-4	1-1	0	1.74	-

**#27 Ethan Smith - 3 appearances (All games)**

Date	Opponent	GS	IP	H	R	ER	BB	SO	2B	3B	HR	WP	BK	HBP	IBB	Score	W-L	Sv	ERA	NP
Feb 22	WRIGHT STATE-2		1.0	0	0	0	1	2	0	0	0	0	0	0	0	1-0	0-0	1	0.00	18
Feb 26	GEORGIA STATE		1.0	3	2	2	0	2	1	0	1	0	0	0	0	2-4	0-0	1	9.00	23
Mar 07	ILLINOIS-CHICAGO		3.0	1	0	0	0	4	1	0	0	0	0	0	0	4-2	0-0	2	3.60	37
Totals		0	5.0	4	2	2	1	8	2	0	1	0	0	0	0	7-6	0-0	2	3.60	-

**#8 Isaiah Thomas - 11 games (All games)**

Date	Opponent	Pos	AB	R	H	RBI	2B	3B	HR	BB	SB	CS	HBP	SAC	SF	GDP	K	PO	A	E	Avg
Feb 22	WRIGHT STATE-1	*of	5	3	3	3	0	1	1	0	0	0	0	0	0	0	2	1	0	0	.600
Feb 22	WRIGHT STATE-2	*of	4	0	1	0	0	0	0	0	0	0	0	0	0	0	2	0	0	0	.444
Feb 24	WESTERN KENTUCK	*of	4	1	2	0	0	0	0	0	0	0	0	0	0	0	2	0	0	0	.462
Feb 26	GEORGIA STATE	*of	5	0	1	0	0	0	0	0	0	0	0	0	0	0	1	1	0	0	.389
Feb 27	GEORGIA STATE	*of	4	0	0	0	0	0	0	0	0	0	0	0	0	0	1	2	0	0	.318
Feb 28	GEORGIA STATE-1	*of	3	1	1	0	1	0	0	0	0	0	2	0	0	0	2	0	0	0	.320
Feb 28	GEORGIA STATE-2	*of	2	1	0	0	0	0	0	1	0	0	1	0	0	0	2	4	0	0	.296
Mar 05	ILLINOIS-CHICAGO	*of	3	1	1	1	1	0	0	1	0	0	0	0	0	0	1	1	0	0	.300
Mar 06	ILLINOIS-CHICAGO	*of	3	0	0	0	0	0	0	1	0	0	0	0	0	0	2	1	0	0	.273
Mar 07	ILLINOIS-CHICAGO	of	1	0	0	0	0	0	0	0	0	0	0	0	0	0	0	0	0	0	.265
Mar 09	MEMPHIS	*of	5	0	2	1	1	0	0	0	1	0	0	0	0	1	2	4	0	0	.282
Totals		10gs	39	7	11	5	3	1	1	3	1	0	3	0	0	1	17	14	0	0	.282

On base pct. .378 • Slugging pct. .487

**#2 Javier Vaz - 3 games (All games)**

Date	Opponent	Pos	AB	R	H	RBI	2B	3B	HR	BB	SB	CS	HBP	SAC	SF	GDP	K	PO	A	E	Avg
Feb 24	WESTERN KENTUCK	2b	0	0	0	0	0	0	0	0	0	0	0	0	0	0	0	0	1	0	.000
Feb 28	GEORGIA STATE-2	ph/2b	1	0	1	0	0	0	0	0	0	0	0	0	0	0	0	1	0	0	1.000
Mar 05	ILLINOIS-CHICAGO	2b	1	0	1	0	0	0	0	0	0	0	0	0	0	0	0	2	1	1	1.000
Totals		0gs	2	0	2	0	0	0	0	0	0	0	0	0	0	0	0	3	2	1	1.000

On base pct. 1.000 • Slugging pct. 1.000

**The Automated ScoreBook**  
**Individual Game-by-Game for Vanderbilt (as of Mar 10, 2021)**

**#9 Carter Young - 11 games (All games)**

Date	Opponent	Pos	AB	R	H	RBI	2B	3B	HR	BB	SB	CS	HBP	SAC	SF	GDP	K	PO	A	E	Avg
Feb 22	WRIGHT STATE-1	*ss	4	2	1	0	0	0	0	1	0	0	0	0	0	0	1	0	2	0	.250
Feb 22	WRIGHT STATE-2	*ss	4	0	2	0	1	1	0	0	0	0	0	0	0	0	1	2	1	0	.375
Feb 24	WESTERN KENTUCK	*ss	4	2	1	1	1	0	0	1	0	0	0	0	0	0	0	3	1	0	.333
Feb 26	GEORGIA STATE	*ss	4	0	1	0	0	0	0	0	0	0	0	1	0	0	1	1	6	0	.312
Feb 27	GEORGIA STATE	*ss	3	2	2	2	0	0	1	0	0	0	0	0	1	0	1	1	1	0	.368
Feb 28	GEORGIA STATE-1	*ss	4	2	1	1	0	0	1	0	0	0	2	0	0	0	2	3	6	1	.348
Feb 28	GEORGIA STATE-2	*ss	4	2	1	1	1	0	0	1	0	0	0	0	0	0	2	1	3	0	.333
Mar 05	ILLINOIS-CHICAGO	*ss	4	1	2	4	0	0	1	0	0	0	0	0	1	0	0	2	3	0	.355
Mar 06	ILLINOIS-CHICAGO	*ss	5	3	3	1	1	0	1	0	1	0	0	0	0	0	1	1	4	0	.389
Mar 07	ILLINOIS-CHICAGO	*ss	3	2	1	0	0	0	0	1	0	0	0	0	0	0	1	2	0	1	.385
Mar 09	MEMPHIS	*ss	4	1	1	0	0	0	0	1	0	0	0	0	0	0	1	0	3	1	.372
Totals		11gs	43	17	16	10	4	1	4	5	1	0	2	1	2	0	11	16	30	3	.372

On base pct. .442 • Slugging pct. .791

**The Automated ScoreBook**  
**Overall Statistics for Vanderbilt (as of Mar 09, 2021)**  
**(All games Sorted by Batting avg)**



Record: 10-1 Home: 10-1 Away: 0-0 SEC: 0-0

Player	avg	gp-gs	ab	r	h	2b	3b	hr	rbi	tb	slg%	bb	hp	so	gdp	ob%	sf	sh	sb-att	po	a	e	fld%
12 Dominic Keegan	.548	10-10	31	13	17	7	2	4	15	40	1.290	9	1	6	1	.659	0	0	0-0	61	4	1	.985
51 Enrique Bradfield Jr	.394	11-11	33	10	13	1	0	0	7	14	.424	8	3	7	0	.545	0	1	11-11	14	0	0	1.000
99 Jayson Gonzalez	.382	10-10	34	5	13	1	1	1	12	19	.559	4	2	7	0	.463	1	0	0-0	4	5	3	.750
9 Carter Young	.372	11-11	43	17	16	4	1	4	10	34	.791	5	2	11	0	.442	2	1	1-1	16	30	3	.939
5 CJ Rodriguez	.350	8-6	20	5	7	1	0	0	3	8	.400	6	2	4	1	.536	0	0	0-0	75	6	0	1.000
25 Parker Noland	.325	11-11	40	8	13	3	0	1	11	19	.475	6	0	10	0	.404	1	0	2-2	7	3	1	.909
8 Isaiah Thomas	.282	11-10	39	7	11	3	1	1	5	19	.487	3	3	17	1	.378	0	0	1-1	14	0	0	1.000
6 Tate Kolwyck	.243	11-11	37	9	9	3	1	1	7	17	.459	9	0	8	1	.383	1	0	0-0	18	26	0	1.000
16 Jack Bulger	.233	9-7	30	6	7	0	0	1	4	10	.333	4	0	4	3	.324	0	0	0-0	4	0	0	1.000
-----																							
2 Javier Vaz	1.000	3-0	2	0	2	0	0	0	0	2	1.000	0	0	0	0	1.000	0	0	0-0	3	2	1	.833
21 Calvin Hewett	1.000	7-0	1	3	1	1	0	0	2	2	2.000	0	2	0	0	1.000	0	0	0-0	2	0	0	1.000
55 Maxwell Romero Jr.	.333	5-5	15	4	5	2	0	2	9	13	.867	4	1	5	1	.500	0	0	0-0	57	3	0	1.000
39 Gavin Casas	.333	5-0	6	1	2	1	0	0	1	3	.500	0	0	1	0	.333	0	0	0-0	6	0	0	1.000
17 C.J. Pittaro	.333	3-0	3	0	1	0	0	0	3	1	.333	0	0	0	0	.333	0	0	0-0	0	1	0	1.000
19 Troy LaNeve	.250	5-0	4	1	1	1	0	0	2	2	.500	0	0	1	0	.250	0	0	0-0	1	0	0	1.000
20 Jack O'Dowd	.250	5-0	4	2	1	1	0	0	0	2	.500	1	0	2	0	.400	0	0	0-0	0	1	0	1.000
3 Cooper Davis	.222	5-5	18	1	4	0	0	1	4	7	.389	3	0	1	0	.333	0	0	1-2	3	0	0	1.000
34 Spencer Jones	.182	3-2	11	2	2	1	0	0	0	3	.273	0	0	3	1	.182	0	0	0-0	0	0	0	.000
45 Alan Espinal	.000	3-0	2	0	0	0	0	0	0	0	.000	0	0	0	0	.000	0	0	0-0	7	0	0	1.000
11 Matt Hogan	.000	3-0	2	2	0	0	0	0	1	0	.000	0	0	0	0	.000	0	0	0-0	1	0	0	1.000
18 Will Duff	.000	2-0	1	1	0	0	0	0	0	0	.000	0	1	0	0	.500	0	0	0-0	0	0	0	.000
10 TJ McKenzie	.000	3-0	1	0	0	0	0	0	0	0	.000	0	1	1	0	.500	0	0	0-0	0	0	0	.000
Totals	.332	11	377	97	125	30	6	16	96	215	.570	62	18	88	9	.444	5	2	16-17	297	89	11	.972
Opponents	.173	11	341	26	59	14	0	4	22	85	.249	39	9	140	14	.274	2	4	5-11	267	85	13	.964

LOB - Team (101), Opp (72). DPs turned - Team (14), Opp (13). CI - Team (0), Opp (1). Picked off - Bulger 1, Hewett 1, Gonzalez 1, Thomas 1.

**(All games Sorted by Earned run avg)**

Player	era	w-l	app	gs	cg	sho	sv	ip	h	r	er	bb	so	2b	3b	hr	b/avg	wp	hp	bks	sfa	sha
80 Kumar Rocker	0.00	3-0	3	3	0	0/0	0	15.0	6	1	0	7	25	4	0	0	.125	1	1	2	0	1
22 Jack Leiter	0.60	3-0	3	3	0	0/1	0	15.0	5	2	1	7	26	0	0	0	.102	0	3	1	0	0
-----																						
88 Patrick Reilly	0.00	1-0	4	0	0	0/1	0	6.1	3	0	0	0	8	0	0	0	.136	1	0	0	0	0
29 Nick Maldonado	0.00	0-0	4	0	0	0/1	0	5.1	2	0	0	2	6	0	0	0	.111	0	0	0	0	0
50 Luke Murphy	0.00	0-0	4	0	0	0/1	2	5.0	1	0	0	1	9	0	0	0	.067	0	0	0	0	0
31 Miles Garrett	0.00	1-0	4	0	0	0/1	0	3.2	3	1	0	1	5	0	0	0	.200	0	1	0	0	0
36 Grayson Moore	0.00	0-0	3	0	0	0/1	0	3.0	1	0	0	4	2	1	0	0	.125	0	0	1	0	0
32 Hugh Fisher	0.00	0-0	3	0	0	0/0	0	3.0	0	0	0	0	3	0	0	0	.000	0	0	0	0	0
66 Thomas Schultz	1.74	1-1	3	2	0	0/2	0	10.1	6	2	2	2	14	2	0	0	.171	1	1	0	1	1
40 Sam Hliboki	2.25	0-0	3	1	0	0/0	0	8.0	7	2	2	1	11	1	0	1	.226	0	1	0	0	0
27 Ethan Smith	3.60	0-0	3	0	0	0/1	2	5.0	4	2	2	1	8	2	0	1	.211	0	0	0	0	0
35 Chris McElvain	4.91	0-0	4	0	0	0/1	1	7.1	6	4	4	5	10	1	0	0	.231	1	1	0	0	2
33 Hunter Owen	5.40	0-0	2	0	0	0/0	0	3.1	2	2	2	2	5	1	0	0	.167	1	0	0	0	0
42 Christian Little	6.75	1-0	3	2	0	0/0	0	6.2	9	6	5	3	6	2	0	2	.360	1	0	0	1	0
30 Nelson Berkwich	9.00	0-0	1	0	0	0/0	0	1.0	2	1	1	0	0	0	0	0	.500	0	0	0	0	0
46 Gage Bradley	27.00	0-0	1	0	0	0/0	0	1.0	2	3	3	3	2	0	0	0	.400	1	1	0	0	0
Totals	2.00	10-1	11	11	0	2/2	5	99.0	59	26	22	39	140	14	0	4	.173	7	9	4	2	4
Opponents	8.49	1-10	11	11	0	0/0	1	89.0	125	97	84	62	88	30	6	16	.332	10	18	2	5	2

PB - Team (2), Rodriguez 2, Opp (1). Pickoffs - Team (0), Opp (4). SBA/ATT - Rodriguez (2-5), Romero Jr. (3-5), Rocker (1-3), Leiter (1-2), McElvain (1-2), Murphy (1-1), Reilly (0-1), Schultz (1-1), Little (0-1).

**The Automated ScoreBook**  
**Overall Statistics for Vanderbilt (as of Mar 09, 2021)**  
**(All games Sorted by Fielding pct)**



Player	c	po	a	e	fld%	dp	sba	csb	sba%	pb	ci
5 CJ Rodriguez	81	75	6	0	1.000	0	2	3	.400	2	0
55 Maxwell Romero Jr.	60	57	3	0	1.000	0	3	2	.600	0	0
6 Tate Kolwyck	44	18	26	0	1.000	8	0	0	.000	0	0
51 Enrique Bradfield Jr	14	14	0	0	1.000	0	0	0	.000	0	0
8 Isaiah Thomas	14	14	0	0	1.000	0	0	0	.000	0	0
45 Alan Espinal	7	7	0	0	1.000	0	0	0	.000	0	0
39 Gavin Casas	6	6	0	0	1.000	3	0	0	.000	0	0
16 Jack Bulger	4	4	0	0	1.000	0	0	0	.000	0	0
3 Cooper Davis	3	3	0	0	1.000	0	0	0	.000	0	0
22 Jack Leiter	3	1	2	0	1.000	0	1	1	.500	0	0
21 Calvin Hewett	2	2	0	0	1.000	0	0	0	.000	0	0
20 Jack O'Dowd	1	0	1	0	1.000	0	0	0	.000	0	0
33 Hunter Owen	1	1	0	0	1.000	0	0	0	.000	0	0
11 Matt Hogan	1	1	0	0	1.000	0	0	0	.000	0	0
17 C.J. Pittaro	1	0	1	0	1.000	0	0	0	.000	0	0
80 Kumar Rocker	1	0	1	0	1.000	0	1	2	.333	0	0
88 Patrick Reilly	1	0	1	0	1.000	0	0	1	.000	0	0
42 Christian Little	1	0	1	0	1.000	0	0	1	.000	0	0
19 Troy LaNeve	1	1	0	0	1.000	0	0	0	.000	0	0
50 Luke Murphy	1	1	0	0	1.000	0	1	0	1.000	0	0
32 Hugh Fisher	1	0	1	0	1.000	0	0	0	.000	0	0
12 Dominic Keegan	66	61	4	1	.985	10	0	0	.000	0	0
9 Carter Young	49	16	30	3	.939	9	0	0	.000	0	0
25 Parker Noland	11	7	3	1	.909	2	0	0	.000	0	0
2 Javier Vaz	6	3	2	1	.833	2	0	0	.000	0	0
99 Jayson Gonzalez	12	4	5	3	.750	1	0	0	.000	0	0
35 Chris McElvain	5	1	2	2	.600	0	1	1	.500	0	0
46 Gage Bradley	0	0	0	0	.000	0	0	0	.000	0	0
27 Ethan Smith	0	0	0	0	.000	0	0	0	.000	0	0
18 Will Duff	0	0	0	0	.000	0	0	0	.000	0	0
36 Grayson Moore	0	0	0	0	.000	0	0	0	.000	0	0
10 TJ McKenzie	0	0	0	0	.000	0	0	0	.000	0	0
29 Nick Maldonado	0	0	0	0	.000	0	0	0	.000	0	0
34 Spencer Jones	0	0	0	0	.000	0	0	0	.000	0	0
40 Sam Hliboki	0	0	0	0	.000	0	0	0	.000	0	0
31 Miles Garrett	0	0	0	0	.000	0	0	0	.000	0	0
66 Thomas Schultz	0	0	0	0	.000	0	1	0	1.000	0	0
30 Nelson Berkwich	0	0	0	0	.000	0	0	0	.000	0	0
Totals	397	297	89	11	.972	14	5	6	.455	2	0
Opponents	365	267	85	13	.964	13	16	1	.941	1	1

Hitting minimums - 2.5 TPA/Game

Pitching minimums - 1.0 IP/Game

**The Automated ScoreBook**  
**Game Results for Vanderbilt (as of Mar 10, 2021)**  
**(All games)**



Date	Opponent	Score	Inns	Overall	SEC	Pitcher of record	Attend	Time
Feb 22, 2021	WRIGHT STATE-1	w 14-1	9	1-0-0	0-0-0	Rocker (W 1-0)	-	3:20
Feb 22, 2021	WRIGHT STATE-2	w 1-0	9	2-0-0	0-0-0	Leiter (W 1-0)	178	2:33
Feb 24, 2021	WESTERN KENTUCKY	w 12-1	9	3-0-0	0-0-0	Little (W 1-0)	140	2:32
Feb 26, 2021	GEORGIA STATE	L 2-4	9	3-1-0	0-0-0	Schultz (L 0-1)	149	3:23
Feb 27, 2021	GEORGIA STATE	w 5-4	9	4-1-0	0-0-0	Garrett (W 1-0)	164	3:02
Feb 28, 2021	GEORGIA STATE-1	w 12-2	9	5-1-0	0-0-0	Rocker (W 2-0)	-	3:28
Feb 28, 2021	GEORGIA STATE-2	w 17-6	9	6-1-0	0-0-0	Leiter (W 2-0)	163	3:16
Mar 05, 2021	ILLINOIS-CHICAGO	w 15-0	9	7-1-0	0-0-0	Schultz (W 1-1)	350	2:55
Mar 06, 2021	ILLINOIS-CHICAGO	w 5-2	9	8-1-0	0-0-0	Rocker (W 3-0)	474	2:24
Mar 07, 2021	ILLINOIS-CHICAGO	w 4-2	9	9-1-0	0-0-0	Leiter (W 3-0)	464	2:59
Mar 09, 2021	MEMPHIS	w 10-4	9	10-1-0	0-0-0	Reilly (W 1-0)	399	3:11

() extra inning game

**The Automated ScoreBook**  
**Miscellaneous Stats for Vanderbilt (as of Mar 09, 2021)**  
**(All games)**



<b>Multiple Hit Games</b>	<b>2</b>	<b>3</b>	<b>4</b>	<b>5+</b>	<b>Total</b>
12 Dominic Keegan	6	1	-	-	7
51 Enrique Bradfield Jr	3	1	-	-	4
25 Parker Noland	2	2	-	-	4
9 Carter Young	3	1	-	-	4
99 Jayson Gonzalez	2	2	-	-	4
16 Jack Bulger	3	-	-	-	3
8 Isaiah Thomas	2	1	-	-	3
5 CJ Rodriguez	2	-	-	-	2
6 Tate Kolwyck	2	-	-	-	2
3 Cooper Davis	1	-	-	-	1
55 Maxwell Romero Jr.	-	1	-	-	1
TEAM	26	9	0	0	35

<b>Multiple RBI Games</b>	<b>2</b>	<b>3</b>	<b>4</b>	<b>5+</b>	<b>Total</b>
12 Dominic Keegan	2	1	-	1	4
25 Parker Noland	2	-	1	-	3
99 Jayson Gonzalez	-	2	1	-	3
55 Maxwell Romero Jr.	1	-	-	1	2
6 Tate Kolwyck	1	1	-	-	2
9 Carter Young	1	-	1	-	2
51 Enrique Bradfield Jr	2	-	-	-	2
8 Isaiah Thomas	-	1	-	-	1
16 Jack Bulger	1	-	-	-	1
19 Troy LaNeve	1	-	-	-	1
17 C.J. Pittaro	1	-	-	-	1
5 CJ Rodriguez	1	-	-	-	1
3 Cooper Davis	-	1	-	-	1
21 Calvin Hewett	1	-	-	-	1
TEAM	14	6	3	2	25

<b>Hitting Streaks</b>	<b>Longest</b>	<b>Current</b>
9 Carter Young	11	11
12 Dominic Keegan	8	8
51 Enrique Bradfield Jr	5	1
8 Isaiah Thomas	4	1
25 Parker Noland	4	1
5 CJ Rodriguez	4	4
99 Jayson Gonzalez	3	1
55 Maxwell Romero Jr.	3	3
6 Tate Kolwyck	3	3
34 Spencer Jones	2	2
16 Jack Bulger	2	2
39 Gavin Casas	2	2
2 Javier Vaz	2	2
3 Cooper Davis	2	2
17 C.J. Pittaro	1	-
20 Jack O'Dowd	1	1
19 Troy LaNeve	1	1
21 Calvin Hewett	1	1

<b>Reached Base Streaks</b>	<b>Longest</b>	<b>Current</b>
9 Carter Young	11	11
51 Enrique Bradfield Jr	11	11
12 Dominic Keegan	10	10
99 Jayson Gonzalez	8	1
25 Parker Noland	6	1
6 Tate Kolwyck	6	4
16 Jack Bulger	6	6
55 Maxwell Romero Jr.	5	5
5 CJ Rodriguez	4	4
8 Isaiah Thomas	4	1
21 Calvin Hewett	3	3
20 Jack O'Dowd	2	2
3 Cooper Davis	2	2
2 Javier Vaz	2	2
34 Spencer Jones	2	2
39 Gavin Casas	2	2
17 C.J. Pittaro	1	-
10 TJ McKenzie	1	1
18 Will Duff	1	1
19 Troy LaNeve	1	1



**The Automated ScoreBook**  
**Miscellaneous Stats for Vanderbilt (as of Mar 09, 2021)**  
**(All games)**



**Starting Lineup By Position**  
**(Team W-L record when starter)**

**PITCHER:**

80 Kumar Rocker	3	(3-0)
22 Jack Leiter	3	(3-0)
66 Thomas Schultz	2	(1-1)
42 Christian Little	2	(2-0)
40 Sam Hliboki	1	(1-0)

**CATCHER:**

5 CJ Rodriguez	6	(6-0)
55 Maxwell Romero J	5	(4-1)

**FIRST BASE:**

12 Dominic Keegan	10	(9-1)
25 Parker Noland	1	(1-0)

**SECOND BASE:**

6 Tate Kolwyck	11	(10-1)
----------------	----	--------

**THIRD BASE:**

99 Jayson Gonzalez	9	(8-1)
25 Parker Noland	2	(2-0)

**SHORTSTOP:**

9 Carter Young	11	(10-1)
----------------	----	--------

**LEFT FIELD:**

16 Jack Bulger	7	(6-1)
3 Cooper Davis	4	(4-0)

**CENTER FIELD:**

51 Enrique Bradfield	11	(10-1)
----------------------	----	--------

**RIGHT FIELD:**

8 Isaiah Thomas	10	(9-1)
3 Cooper Davis	1	(1-0)

**DESIGNATED HITTER:**

25 Parker Noland	8	(7-1)
34 Spencer Jones	2	(2-0)
99 Jayson Gonzalez	1	(1-0)

**Starting Lineup By Lineup Spot**  
**(Team W-L record when starter)**

**LEADOFF:**

16 Jack Bulger	6	(5-1)
3 Cooper Davis	5	(5-0)

**2ND SPOT:**

9 Carter Young	11	(10-1)
----------------	----	--------

**3RD SPOT:**

12 Dominic Keegan	6	(6-0)
8 Isaiah Thomas	3	(2-1)
25 Parker Noland	1	(1-0)
5 CJ Rodriguez	1	(1-0)

**CLEANUP:**

25 Parker Noland	9	(8-1)
8 Isaiah Thomas	2	(2-0)

**5TH SPOT:**

8 Isaiah Thomas	5	(5-0)
6 Tate Kolwyck	3	(2-1)
16 Jack Bulger	1	(1-0)
5 CJ Rodriguez	1	(1-0)
25 Parker Noland	1	(1-0)

**6TH SPOT:**

55 Maxwell Romero J	5	(4-1)
5 CJ Rodriguez	4	(4-0)
6 Tate Kolwyck	1	(1-0)
34 Spencer Jones	1	(1-0)

**7TH SPOT:**

6 Tate Kolwyck	7	(7-0)
12 Dominic Keegan	4	(3-1)

**8TH SPOT:**

51 Enrique Bradfield	11	(10-1)
----------------------	----	--------

**9TH SPOT:**

99 Jayson Gonzalez	10	(9-1)
34 Spencer Jones	1	(1-0)

# CAREER HIGHS

<b>30 ★ Nelson Berkwich</b>
Innings Pitched: 1.0, vs. Georgia St.-2 (2/28/21)
Strikeouts: None
Hits Allowed: 2, vs. Georgia St.-2 (2/28/21)
Walks Allowed: None
Runs Allowed: 1, vs. Georgia St.-2 (2/28/21)

<b>51 ★ Enrique Bradfield Jr.</b>
Hits: 3, vs. UIC (3/5/21)
Runs: 2, 3x, last vs. Memphis (3/9/21)
RBI: 2, 2x, last vs. vs. Memphis (3/9/21)
Walks: 2, 2x, last vs. Memphis (3/9/21)
HRs: None
Strikeouts: 2, 2x last vs. UIC (3/6/21)
Stolen Bases: 3, vs. Memphis (3/9/21)

<b>46 ★ Gage Bradley</b>
Innings Pitched: 1.0, vs. Georgia St.-2 (2/28/21)
Strikeouts: 2, vs. Georgia St.-2 (2/28/21)
Hits Allowed: 2, vs. Georgia St.-2 (2/28/21)
Walks Allowed: 3, vs. Georgia St.-2 (2/28/21)
Runs Allowed: 3, vs. Georgia St.-2 (2/28/21)

<b>16 ★ Jack Bulger</b>
Hits: 2, 3x, last vs. UIC (3/7/21)
Runs: 2, vs. Georgia St.-2 (2/28/21)
RBI: 2, vs. UIC (3/7/21)
Walks: 2, vs. Georgia St.-1 (2/28/21)
HRs: 1, vs. UIC (3/7/21)
Strikeouts: 1, 4x, last vs. Georgia St.-1 (2/28/21)
Stolen Bases: None

<b>39 ★ Gavin Casas</b>
Hits: 1, vs. Georgia St.-2 (2/28/21)
Runs: 1, vs. Georgia St.-2 (2/28/21)
RBI: None
Walks: None
HRs: None
Strikeouts: 1, vs. Georgia St.-2 (2/28/21)
Stolen Bases: None

<b>3 ★ Cooper Davis</b>
Hits: 4, vs. SEMO (2/26/19)
Runs: 3, 2x, last vs. Tennessee (3/30/19)
RBI: 3, 3x, last vs. Memphis (3/9/21)
Walks: 3, vs. Illinois-Chicago (2/23/20)
HRs: 1, vs. Memphis (3/9/21)
Strikeouts: 2, 3x, last at Georgia (4/5/19)
Stolen Bases: 1, 9x, last vs. UIC (3/5/21)

<b>43 ★ Michael Doolin</b>
Innings Pitched: 4.0, vs. South Alabama (2/19/20)
Strikeouts: 7, vs. South Alabama (2/19/20)
Hits Allowed: 2, vs. Evansville (2/25/20)
Walks Allowed: 2, vs. Hawaii (3/1/20)
Runs Allowed: 1, vs. Hawaii (3/1/20)

<b>18 ★ Will Duff</b>
Hits: 2, 2x, last vs. Hawaii (3/1/20)
Runs: 1, 2x, last vs. Hawaii (3/1/20)
RBI: 2, vs. Cal Poly (2/16/20)
Walks: 1, vs. Hawaii (3/1/20)
HRs: None
Strikeouts: 2, vs. Illinois-Chicago (2/23/20)
Stolen Bases: 1, vs. Hawaii (3/1/20)

<b>45 ★ Alan Espinal</b>
Hits: None
Runs: None
RBI: None
Walks: None
HRs: None
Strikeouts: None
Stolen Bases: None

<b>44 ★ Donye Evans</b>
Innings Pitched: None
Strikeouts: None
Hits Allowed: None
Walks Allowed: None
Runs Allowed: None

<b>32 ★ Hugh Fisher</b>
Innings Pitched: 4.0, vs. Illinois State (3/10/19)
Strikeouts: 8, vs. Missouri (5/12/19)
Hits Allowed: 4, vs. Arkansas (4/14/19)
Walks Allowed: 2, 7x, last vs. LSU (5/25/19)
Runs Allowed: 4, vs. Duke (6/7/19)

<b>31 ★ Miles Garrett</b>
Innings Pitched: 1.0, 3x, last vs. Memphis (3/9/21)
Strikeouts: 2, vs. Memphis (3/9/21)
Hits Allowed: 2, vs. Memphis (3/9/21)
Walks Allowed: 1, vs. Western Kentucky (2/24/21)
Runs Allowed: 1, vs. Memphis (3/9/21)

<b>99 ★ Jayson Gonzalez</b>
Hits: 4, 2x, last vs. Austin Peay (2/27/18)
Runs: 3, vs. Middle Tennessee (5/15/18)
RBI: 5, vs. UMass-Lowell (2/24/18)
Walks: 2, vs. Evansville (2/20/19)
HRs: 2, vs. UMass-Lowell (2/24/18)
Strikeouts: 3, 5x, last at Tennessee (5/12/18)
Stolen Bases: 1, 3x, last vs. Illinois St. (3/10/19)

<b>77 ★ Brett Hansen</b>
Innings Pitched: None
Strikeouts: None
Hits Allowed: None
Walks Allowed: None
Runs Allowed: None

<b>21 ★ Calvin Hewett</b>
Hits: 1, vs. UIC (3/5/21)
Runs: 1, 3x, last vs. UIC (3/5/21)
RBI: 2, vs. UIC (3/5/21)
Walks: None
HRs: None
Strikeouts: None
Stolen Bases: None

<b>40 ★ Sam Hliboki</b>
Innings Pitched: 5.0, at UCLA (3/6/20)
Strikeouts: 7, vs. Georgia St. (2/27/21)
Hits Allowed: 4, vs. Georgia St. (2/27/21)
Walks Allowed: 1, 2x, last at UCLA (3/6/20)
Runs Allowed: 1, 2x, last vs. UIC (3/6/21)

<b>11 ★ Matt Hogan</b>
Hits: None
Runs: 1, 3x, last vs. UIC (3/5/21)
RBI: 1, vs. Georgia St.-2 (2/28/21)
Walks: 1, vs. Davidson (3/5/19)
HRs: None
Strikeouts: 1, 3x, last vs. Toledo (3/11/20)
Stolen Bases: None

<b>34 ★ Spencer Jones</b>
Hits: 2, 2x, last at UCLA (3/6/20)
Runs: 2, 2x, last vs. Memphis (3/9/21)
RBI: 2, vs. Cal Poly (2/16/20)
Walks: 1, 4x, last vs. Hawaii (2/29/20)
HRs: None
Strikeouts: 2, vs. UIC (3/7/21)
Stolen Bases: 2, vs. UConn (2/15/20)

<b>12 ★ Dominic Keegan</b>
Hits: 3, vs. Western Kentucky (2/24/21)
Runs: 3, vs. Western Kentucky (2/24/21)
RBI: 6, vs. Georgia St.-2 (2/28/21)
Walks: 2, vs. Georgia St.-1 (2/28/21)
HRs: 1, 3x, last vs. Georgia St.-2 (2/28/21)
Strikeouts: 2, 4x, last vs. Georgia St.-1 (2/28/21)
Stolen Bases: None

<b>6 ★ Tate Kolwyck</b>
Hits: 2, 4x, last vs. Georgia St.-1 (2/28/21)
Runs: 2, 2x, last vs. Memphis (3/9/21)
RBI: 3, vs. Wright St.-1 (2/22/21)
Walks: 2, 2x, last vs. Georgia St.-1 (2/28/21)
HRs: 1, 2x, last vs. Georgia St.-1 (2/28/21)
Strikeouts: 2, 4x, last vs. vs. Georgia St. (2/26/21)
Stolen Bases: None

<b>19 ★ Troy Laneve</b>
Hits: 1, vs. UIC (3/5/21)
Runs: 1, vs. UIC (3/5/21)
RBI: 2, vs. UIC (3/5/21)
Walks: None
HRs: None
Strikeouts: 1, 2x, last vs. Georgia St.-2 (2/28/21)
Stolen Bases: None

<b>22 ★ Jack Leiter</b>
Innings Pitched: 5.0, 5x, last vs. UIC (3/7/21)
Strikeouts: 12, vs. South Alabama (2/18/20)
Hits Allowed: 4, vs. TCU (3/8/20)
Walks Allowed: 4, 2x, last vs. Georgia St.-2 (2/28/21)
Runs Allowed: 3, vs. TCU (3/8/20)

<b>42 ★ Christian Little</b>
Innings Pitched: 3.0, Western Kentucky (2/24/21)
Strikeouts: 4, vs. Memphis (3/9/21)
Hits Allowed: 3, vs. Memphis (3/9/21))
Walks Allowed: 3, vs. Memphis (3/9/21)
Runs Allowed: 3, vs. Memphis (3/9/21)

<b>29 ★ Nick Maldonado</b>
Innings Pitched: 2.0, 3x, last vs. Central Arkansas (3/3/20)
Strikeouts: 5, vs. Saint Louis (2/26/20)
Hits Allowed: 6, vs. Saint Louis (2/26/20)
Walks Allowed: 2, vs. Wright St.-2 (2/22/21)
Runs Allowed: 2, vs. Saint Louis (2/26/20)

<b>35 ★ Chris McElvain</b>
Innings Pitched: 3.0, vs. Wright St.-1 (2/22/21)
Strikeouts: 5, vs. Wright St.-2 (2/22/21)
Hits Allowed: 4, vs. Cal Poly (2/16/20)
Walks Allowed: 2, vs. Cal Poly (2/16/20)
Runs Allowed: 4, vs. Cal Poly (2/16/20)

<b>10 ★ T.J. McKenzie</b>
Hits: None
Runs: 1, vs. Hawaii (3/1/20)
RBI: None
Walks: None
HRs: None
Strikeouts: 1, vs. Western Kentucky (2/24/21)
Stolen Bases: None

<b>36 ★ Grayson Moore</b>
Hits: None
Runs: None
RBI: None
Walks: None
HRs: None
Strikeouts: None
Stolen Bases: None

<b>50 ★ Luke Murphy</b>
Innings Pitched: 2.0, vs. Georgia St. (2/27/21)
Strikeouts: 3, 2x, last vs. Georgia St. (2/27/21)
Hits Allowed: 1, 2x, last vs. Central Arkansas (3/3/20)
Walks Allowed: 4, vs. UIC (2/22/20)
Runs Allowed: 2, vs. UIC (2/22/20)

<b>25 ★ Parker Noland</b>
Hits: 3, 2x, last vs. Georgia St.-1 (2/28/21)
Runs: 2, 3x, last vs. Georgia St.-1 (2/28/21)
RBI: 4, vs. Georgia St.-1 (2/28/21)
Walks: 3, vs. Central Arkansas (3/3/20)
HRs: 1, vs. Georgia St.-1 (2/28/21)
Strikeouts: 2, 6x, last vs. Wright St.-1 (2/22/21)
Stolen Bases: 1, 2x, last vs. Hawaii (2/28/20)

<b>20 ★ Jack O'Dowd</b>
Hits: 1, vs. Georgia St.-2 (2/28/21)
Runs: 1, 2x, last vs. UIC (3/5/21)
RBI: None
Walks: None
HRs: None
Strikeouts: 1, 2x, last Western Kentucky (2/24/21)
Stolen Bases: None

<b>33 ★ Hunter Owen</b>
Innings Pitched: 2.0, Western Kentucky (2/24/21)
Strikeouts: 4, Western Kentucky (2/24/21)
Hits Allowed: 1, 2x, last vs. Georgia St.-1 (2/28/21)
Walks Allowed: 2, vs. Georgia St.-1 (2/28/21)
Runs Allowed: 2, vs. Georgia St.-1 (2/28/21)

<b>17 ★ C.J. Pittaro</b>
Hits: 1, vs. Western Kentucky (2/24/21)
Runs: None
RBI: 2, vs. Western Kentucky (2/24/21)
Walks: None
HRs: None
Strikeouts: None
Stolen Bases: None

<b>88 ★ Patrick Reilly</b>
Innings Pitched: 3.1, vs. Memphis (3/9/21)
Strikeouts: 4, vs. Memphis (3/9/21)
Hits Allowed: 1, 3x, last vs. Memphis (3/9/21)
Walks Allowed: None
Runs Allowed: None

<b>80 ★ Kumar Rocker</b>
Innings Pitched: 9.0, vs. Duke (6/8/19)
Strikeouts: 19, vs. Duke (6/8/19)
Hits Allowed: 10, vs. Tennessee (3/31/19)
Walks Allowed: 4, 2x, last at UCLA (3/6/20)
Runs Allowed: 7, vs. Tennessee (3/31/19)

<b>5 ★ CJ Rodriguez</b>
Hits: 4, vs. UConn (2/15/20)
Runs: 2, vs. Cal Poly (2/16/20)
RBI: 3, vs. UConn (2/15/20)
Walks: 3, vs. Memphis (3/9/21)
HRs: None
Strikeouts: 3, vs. Wright St.-1 (2/22/21)
Stolen Bases: None

<b>55 ★ Maxwell Romero Jr.</b>
Hits: 3, vs. Georgia St.-2 (2/28/21)
Runs: 3, vs. Georgia St.-2 (2/28/21)
RBI: 7, vs. Georgia St.-2 (2/28/21)
Walks: 1, vs. Georgia St.-2 (2/28/21)
HRs: 2, vs. Georgia St.-2 (2/28/21)
Strikeouts: 2, 2x, last vs. Georgia St. (2/26/21)
Stolen Bases: None

## CAREER HIGHS

### 66 ★ Thomas Schultz

Innings Pitched: 5.0, 2x, last vs. UIC (3/5/21)  
Strikeouts: 8, vs. UIC (3/5/21)  
Hits Allowed: 4, vs. Georgia St. (2/26/21)  
Walks Allowed: 2, 2x, last vs. Georgia St. (2/26/21)  
Runs Allowed: 2, vs. Georgia St. (2/26/21)

### 27 ★ Ethan Smith

Innings Pitched: 5.0, 3x, last vs. Toledo (3/11/20)  
Strikeouts: 8, at South Carolina (5/3/19)  
Hits Allowed: 3, 4x, last vs. Toledo (3/11/20)  
Walks Allowed: 4, vs. Toledo (3/11/20)  
Runs Allowed: 2, 6x, last vs. Georgia St. (2/26/21)

### 28 ★ Ryan Stefiuk

Innings Pitched: None  
Strikeouts: None  
Hits Allowed: None  
Walks Allowed: None  
Runs Allowed: None

### 8 ★ Isaiah Thomas

Hits: 4, vs. Tennessee Tech (4/30/19)  
Runs: 3, 2x, last vs. Wright St.-1 (2/22/21)  
RBI: 5, vs. Tennessee Tech (4/30/19)  
Walks: 1, 5x, last vs. Georgia St.-2 (2/28/21)  
HRs: 2, 2x, last vs. Hawaii (3/1/20)  
Strikeouts: 3, at Alabama (4/19/19)  
Stolen Bases: 1, 4x, last vs. Memphis (3/9/21)

### 2 ★ Javier Vaz

Hits: 1, vs. Georgia St.-2 (2/28/21)  
Runs: None  
RBI: None  
Walks: None  
HRs: None  
Strikeouts: None  
Stolen Bases: None

### 9 ★ Carter Young

Hits: 3, 3x, last vs. UIC (3/6/21)  
Runs: 3, vs. UIC (3/6/21)  
RBI: 4, vs. UIC (3/5/21)  
Walks: 1, 8x, last vs. Memphis (3/9/21)  
HRs: 1, 4x, last vs. UIC (3/6/21)  
Strikeouts: 2, 6x, last vs. Georgia St.-2 (2/28/21)  
Stolen Bases: 1, 2x, last vs. vs. UIC (3/6/21)

THE LAST TIME VANDERBILT ...

Won 5 or more consecutive games	7 games (Feb. 27-present)
Won 7 or more consecutive games	7 games (Feb. 27-present)
Won 10 or more consecutive games	12 games (May 12, 2019-June 2, 2019)
Won 13 or more consecutive games	13 games (April 16-May 10, 2019)
Won 14 or more consecutive games	14 games (April 20-May 16, 2013)
Won 15 or more consecutive games	19 games (Feb. 9-March 16, 2007)
Won 5 or more consecutive home games	7 games (Feb. 27-present)
Won 8 or more consecutive home games	8 games (Feb. 18-28 2020)
Won 10 or more consecutive home games	17 games (May 29, 2015-March 15, 2016)
Won 20 or more consecutive home games	Never Happened
Won 5 or more consecutive road games	11 games (April 9-May 17, 2019)
Won 7 or more consecutive road games	11 games (April 9-May 17, 2019)
Won 10 or more consecutive road games	11 games (April 9-May 17, 2019)
Won 12 or more consecutive road games	13 games (April 20, 2013-March 18, 2014)
Won 5 or more consecutive conference games	10 games (April 19-May 10, 2019)
Won 6 or more consecutive conference games	10 games (April 19-May 10, 2019)
Won 9 or more consecutive conference games	10 games (April 19-May 10, 2019)
Won 11 or more consecutive conference games	11 games (April 20-May 16, 2013)
Won 5 or more consecutive conference home games	9 games (May 17, 2018-March 30, 2019)
Won 8 or more consecutive conference home games	9 games (May 17, 2018-March 30, 2019)
Won 9 or more consecutive conference home games	12 games (March 23-May 16, 2013)
Won 5 or more consecutive conference road games	9 games (April 19, 2019-present)
Won 7 or more consecutive conference road games	9 games (April 19, 2019-present)
Won 9 or more consecutive conference road games	9 games (April 19, 2019-present)
Won 5 or more consecutive midweek games	19 games (March 5, 2019-present)
Won 10 or more consecutive midweek games	19 games (March 5, 2019-present)
Won 15 or more consecutive midweek games	19 games (March 5, 2019-present)
Won 17 or more consecutive midweek games	19 games (March 5, 2019-present)
Won 5 or more consecutive midweek home games	15 games (May 5, 2019-present)
Won 13 or more consecutive midweek home games	15 games (May 5, 2019-present)
Won 14 or more consecutive midweek home games	15 games (May 5, 2019-present)
Lost 5 or more consecutive games	6 games (April 29-May 8, 2018)
Lost 7 or more consecutive games	7 games (March 28-April 6, 1997)
Lost 8 or more consecutive games	12 games (March 25-April 10, 1994)
Lost 4 or more consecutive home games	4 games (Feb. 24-29, 2012)
Lost 5 or more consecutive home games	6 games (April 30-May 22, 2005)
Lost 6 or more consecutive home games	6 games (April 30-May 22, 2005)
Lost 7 or more consecutive home games	9 games (1965-1966)
Lost 5 or more consecutive road games	6 games (March 30-April 20, 2018)
Lost 6 or more consecutive road games	6 games (March 30-April 20, 2018)
Lost 7 or more consecutive road games	8 games (Feb. 17-April 6, 2012)
Lost 8 or more consecutive road games	8 games (Feb. 17-April 6, 2012)
Lost 9 or more consecutive road games	9 games (March 25-April 26, 1994)
Los 10 or more consecutive road games	11 games (April 18, 1978-March 5, 1979)
Lost 5 or more consecutive conference games	6 games (May 10, 2009-March 20, 2010)
Lost 6 or more consecutive conference games	6 games (May 10, 2009-March 20, 2010)
Lost 7 or more consecutive conference games	7 games (May 10, 2008-March 15, 2009)
Lost 8 or more consecutive conference games	11 games (April 5-27, 2002)
Lost 9 or more consecutive conference games	11 games (April 5-27, 2002)
Lost 10 or more consecutive conference games	11 games (April 5-27, 2002)
Lost 5 or more consecutive conference home games	5 games (April 12-27, 2002)
Lost 6 or more consecutive conference home games	9 games (April 14-May 14, 2000)
Lost 7 or more consecutive conference home games	9 games (April 14-May 14, 2000)
Lost 8 or more consecutive conference home games	9 games (April 14-May 14, 2000)
Lost 5 or more consecutive conference road games	5 games (March 30-April 20, 2018)
Lost 6 or more consecutive conference road games	10 games (April 5-May 17, 2002)
Lost 7 or more consecutive conference road games	10 games (April 5-May 17, 2002)
Lost 8 or more consecutive conference road games	10 games (April 5-May 17, 2002)
Shutout an opponent	vs. Illinois-Chicago, 15-0 (March 5, 2021)
Shutout an opponent on Opening Day	vs. Wright State - Game 2, 1-0 (Feb. 22, 2021)
Shutout an opponent at home	vs. Illinois-Chicago, 15-0 (March 5, 2021)
Shutout an SEC opponent at home	vs. Florida, 5-0 (March 21, 2019)
Shutout an opponent on the road	at Alabama, 2-0 (April 21, 2019)
Shutout an SEC opponent on the road	at Alabama, 2-0 (April 21, 2019)
Shutout an opponent on a neutral field	vs. Duke, 3-0 @ Nashville Super Regional (June 8, 2019)
Shutout a midweek opponent at home	vs. Evansville, 6-0 (Feb. 25, 2020)
Shutout a midweek opponent on the road	at Middle Tennessee, 1-0 (April 12, 2011)
Shutout back-to-back opponents	vs. South Alabama, 3-0 + 4-0 (Feb. 18-19, 2020)
Shutout three consecutive opponents	vs. South Alabama, 3-0 + 4-0; vs. Illinois-Chicago, 9-0 (Feb. 18-21, 2020)
Was shutout	at Texas A&M, 7-0 (March 17, 2019)
Was shutout in back-to-back games	Kentucky, 14-0 & 4-0 (April 23, 1976)
Was shutout on Opening Day	vs. San Diego, 10-0 (Feb. 17, 2006)
Was shutout at home	Kentucky, 3-0 (April 17, 2016)
Was shutout at home by an SEC opponent	Kentucky, 3-0 (April 17, 2016)

Was shutout on the road	at Texas A&M, 7-0 (March 17, 2019)
Was shutout on the road by an SEC opponent	at Texas A&M, 7-0 (March 17, 2019)
Was shutout on a neutral field	vs. Louisiana, 3-0, at Minute Maid Park (March 3, 2018)
Was shutout against a midweek opponent at home	vs. Belmont, 1-0 (Feb. 26, 2003)
Was shutout against a midweek opponent on the road	at North Florida, 2-0 (March 5, 1991)
Was shutout against a non-conference opponent on a neutral site	vs. Louisiana, 3-0, at MMP (March 3, 2018)
Run-ruled an opponent	vs. Auburn, 11-1, 8 inn. @ SEC Tournament (May 22, 1991)
Run-ruled an opponent at home	vs. Evansville, 14-3, 5 inn. (April 17, 2002)
Was run-ruled	vs. Texas A&M, 13-3, 7 inn. @ SEC Tournament (May 27, 2016)
Played in 14 or more innings	14 innings, vs. Illinois-Chicago (W, 6-5) (Feb. 27, 2016)
Played in 15 or more innings	16 innings, vs. Ole Miss (L, 6-5) (April 10, 2015)
Played in 16 or more innings	16 innings, vs. Ole Miss (L, 6-5) (April 10, 2015)
Played in 17 or more innings	17 innings, vs. Louisville (W, 11-10) (May 11, 2010)
Won both games of a doubleheader	vs. Georgia State: 12-2, 17-6 (Feb. 28, 2021)
Shutout opponent in both games of a doubleheader	vs. Georgia: 3-0, 6-0 (April 27, 1976)
Lost both games of a doubleheader	at Tennessee: 4-2 (11), 4-3 (April 25, 2010)
Swept a 3-game series at home	vs. Illinois-Chicago (Feb. 21-23, 2020)
Swept a 3-game series at home vs. non-conference opponent	vs. Illinois-Chicago (Feb. 21-23, 2020)
Swept a 3-game series on the road	at Kentucky (May 16-18, 2019)
Swept a 3-game SEC series at home	vs. #25 Auburn (April 25-27, 2019)
Swept a 3-game SEC series on the road	at Kentucky (May 16-18, 2019)
Swept a midweek series at home	2 games, vs. South Alabama (Feb. 18-19, 2020)
Swept a midweek series on the road	2 games, at Ohio (May 17-18, 2005)
Swept a four-game series	vs. Sewanee (1907)
Was swept in a 3-game series at home	vs. Oregon (Feb. 24-26, 2012)
Was swept in a 3-game series at home vs. non-conference opponent	vs. Oregon (Feb. 24-26, 2012)
Was swept in a 3-game series on the road	at Auburn (May 4-6, 2018)
Was swept in a 3-game SEC series at home	vs. Tennessee (May 14-16, 2009)
Was swept in a 3-game SEC series on the road	at Auburn (May 4-6, 2018)
Swept 3 or more SEC series in a season	5, 2019 (vs. UF, at ALA, vs. AUB, at USC, at UK)
Swept 5 or more SEC series in a season	5, 2019 (vs. UF, at ALA, vs. AUB, at USC, at UK)
Swept 6 or more SEC series in a season	6, 2013 (at AUB, vs. UT, at OM, vs. MIZ, vs. MSU, vs. UK)
Was swept in 3 or more SEC series in a season	3, 2009 (vs. ALA, at USC, vs. UT)
Was swept in 4 or more SEC series in a season	4, 2002 (vs. UGA, at OM, at UF, at AUB)
Swept Alabama in a 3-game series at home	April 9-11, 2011
Swept Alabama in a 3-game series on the road	April 19-21, 2019
Was swept by Alabama in a 3-game series at home	April 17-19, 2009
Was swept by Alabama in a 3-game series on the road	April 22-23, 2006
Swept Florida in a 3-game series at home	March 21-23, 2019
Swept Florida in a 3-game series on the road	Never Happened
Was swept by Florida in a 3-game series at home	May 20-22, 2005
Was swept by Florida in a 3-game series on the road	March 30-April 1, 2018
Swept Georgia in a 3-game series at home	April 29-May 1, 2016
Swept Georgia in a 3-game series on the road	April 3-5, 2015
Was swept by Georgia in a 3-game series at home	March 22-24, 2002
Was swept by Georgia in a 3-game series on the road	May 2-4, 2003
Swept Kentucky in a 3-game series at home	May 17-19, 2018
Swept Kentucky in a 3-game series on the road	May 16-18, 2019
Was swept by Kentucky in a 3-game series at home	May 12-14, 2000
Was swept by Kentucky in a 3-game series on the road	April 9-10, 1988
Swept LSU in a 3-game series at home	April 22-24, 2011
Swept LSU in a 3-game series on the road	Never Happened
Was swept by LSU in a 3-game series at home	Never Happened
Was swept by LSU in a 3-game series on the road	March 7-9, 1997
Swept Mississippi State in a 3-game series at home	April 26-28, 2013
Swept Mississippi State in a 3-game series on the road	March 16-18, 2018
Was swept by Mississippi State in a 3-game series at home	April 20-21, 1991
Was swept by Mississippi State in a 3-game series on the road	March 11-12, 2000
Swept Missouri in a 3-game series at home	April 24-26, 2015
Swept Missouri in a 3-game series on the road	May 25-27, 2016
Was swept by Missouri in a 3-game series at home	Never Happened
Was swept by Missouri in a 3-game series on the road	Never Happened
Swept Ole Miss in a 3-game series at home	May 17-19, 2012
Swept Ole Miss in a 3-game series on the road	April 5-7, 2013
Was swept by Ole Miss in a 3-game series at home	1967
Was swept by Ole Miss in a 3-game series on the road	April 5-6, 2008
Swept South Carolina in a 3-game series at home	Never Happened
Swept South Carolina in a 3-game series on the road	May 3-5, 2019
Was swept by South Carolina in a 3-game series at home	April 12-14, 2002
Was swept by South Carolina in a 3-game series on the road	May 1-3, 2009
Swept Tennessee in a 3-game series at home	March 29-31, 2013
Swept Tennessee in a 3-game series on the road	May 2-4, 2008
Was swept by Tennessee in a 3-game series at home	May 14-16, 2009
Was swept by Tennessee in a 3-game series on the road	May 5-7, 2000

THE LAST TIME VANDERBILT ...

Defeated a Top 25 ranked team \_\_\_\_\_ vs. #22 TCU, 4-3 (March 8, 2020)  
Defeated a Top 25 ranked team at home \_\_\_\_\_ vs. #21 Missouri, 7-2 (May 12, 2019)  
Defeated a Top 25 ranked team on the road \_\_\_\_\_ at #6 Louisville, 6-2 (May 7, 2019)  
Defeated a Top 25 ranked team at a neutral site \_\_\_\_\_ vs. #22 TCU, 4-3 (March 8, 2020)  
Defeated a Top 25 ranked non-conference team \_\_\_\_\_ vs. #22 TCU, 4-3 (March 8, 2020)  
Defeated a Top 25 ranked non-conference team at home \_\_\_\_\_ vs. #23 Indiana State, 12-1 (June 2, 2019)  
Defeated a Top 25 ranked non-conference team on the road \_\_\_\_\_ at #6 Louisville, 6-2 (May 7, 2019)

Defeated a Top 20 ranked team \_\_\_\_\_ vs. #11 Louisville, 3-2 (June 21, 2019)  
Defeated a Top 20 ranked team at home \_\_\_\_\_ vs. #12 Arkansas, 12-2 (April 13, 2019)  
Defeated a Top 20 ranked team on the road \_\_\_\_\_ at #6 Louisville, 6-2 (May 7, 2019)  
Defeated a Top 20 ranked team at a neutral site \_\_\_\_\_ vs. #11 Louisville, 3-2 (June 21, 2019)

Defeated a Top 15 ranked team \_\_\_\_\_ vs. #11 Louisville, 3-2 (June 21, 2019)  
Defeated a Top 15 ranked team at home \_\_\_\_\_ vs. #12 Arkansas, 12-2 (April 13, 2019)  
Defeated a Top 15 ranked team on the road \_\_\_\_\_ at #6 Louisville, 6-2 (May 7, 2019)  
Defeated a Top 15 ranked team at a neutral site \_\_\_\_\_ vs. #11 Louisville, 3-2 (June 21, 2019)

Defeated a Top 10 ranked team \_\_\_\_\_ vs. #3 Mississippi State, 6-3 (June 19, 2019)  
Defeated a Top 10 ranked team at home \_\_\_\_\_ vs. #5 Ole Miss, 8-7 (April 15, 2018)  
Defeated a Top 10 ranked team on the road \_\_\_\_\_ at #6 Louisville, 6-2 (May 7, 2019)  
Defeated a Top 10 ranked team at a neutral site \_\_\_\_\_ vs. #3 Mississippi State, 6-3 (June 19, 2019)

Defeated a Top 5 ranked team \_\_\_\_\_ vs. #3 Mississippi State, 6-3 (June 19, 2019)  
Defeated a Top 5 ranked team at home \_\_\_\_\_ vs. #5 Ole Miss, 8-7 (April 15, 2018)  
Defeated a Top 5 ranked team on the road \_\_\_\_\_ at #4 Georgia, 3-2 -- 11 inn. (April 5, 2019)  
Defeated a Top 5 ranked team at a neutral site \_\_\_\_\_ vs. #3 Mississippi State, 6-3 (June 19, 2019)

Defeated a #1 ranked team \_\_\_\_\_ vs. #1 Texas A&M, 6-5 (May 25, 2016)  
Defeated a #1 ranked team at home \_\_\_\_\_ vs. #1 Kentucky, 4-3 (April 28, 2012)  
Defeated a #1 ranked team on the road \_\_\_\_\_ at #1 Florida, 5-0 (May 14, 2016)  
Defeated a #1 ranked team at a neutral site \_\_\_\_\_ vs. #1 Texas A&M, 6-5 (May 25, 2016)

Won a series against a Top 25 ranked team \_\_\_\_\_ vs. #21 Missouri: 5-2, 2-5, 7-2 (May 10-12, 2019)  
Won a series against a Top 10 ranked team \_\_\_\_\_ vs. #5 Ole Miss: 3-11, 8-7, 8-7 (April 13-15, 2018)  
Won a series against a Top 25 ranked team at home \_\_\_\_\_ vs. #21 Missouri: 5-2, 2-5, 7-2 (May 10-12, 2019)  
Won a series against a Top 10 ranked team at home \_\_\_\_\_ vs. #5 Ole Miss: 3-11, 8-7, 8-7 (April 13-15, 2018)  
Won a series against a Top 25 ranked team on the road \_\_\_\_\_ at #19 Miss. St.: 5-0, 10-1, 4-3 (March 16-18, 2018)  
Won a series against a Top 10 ranked team on the road \_\_\_\_\_ at #4 Florida: 0-1, 3-0, 16-2 (May 8-10, 2014)  
Swept a series against a Top 25 ranked team \_\_\_\_\_ vs. #25 Auburn: 12-6, 5-2, 9-5 (April 25-27, 2019)  
Swept a series against a Top 10 ranked team \_\_\_\_\_ 2 games, at #1 Arkansas, 9-0, 13-6 (April 10-11, 2009)  
Have not swept a 3-game series in the Tim Corbin era

Played to a tie \_\_\_\_\_ vs. Alabama, 3-3 - 8 inn. (May 20, 2017)

**Hit back-to-back home runs \_ Carter Young (solo), Dominic Keegan (solo) - 7th inn. vs. Illinois-Chicago (March 5, 2021)**  
Hit back-to-back HR twice in a game \_\_\_\_\_ Connor Kaiser (3R), Philip Clarke (solo) - 3rd inn;  
\_\_\_\_\_ Julian Infante (solo), Harrison Ray (solo) - 8th inn at Clemson (June 3, 2018)

Had multiple players hit 2-or-more home runs \_\_\_\_\_  
\_\_\_\_\_ Stephen Scott (2), Philip Clarke (2), Connor Kaiser (3) at Clemson (June 3, 2018)

**Hit 2 or more home runs in an inning \_\_\_\_\_ 2, 7th inning, vs. Illinois-Chicago (March 5, 2021)**  
Hit 3 or more home runs in an inning \_\_\_\_\_ 3, 3rd inning, vs. San Diego (Feb. 21, 2016)  
Hit 5 or more home runs in a game \_\_\_\_\_ 5, vs. Duke (June 9, 2019)  
Hit 6 or more home runs in a game \_\_\_\_\_ 9, vs. #8 Clemson @ NCAA Clemson Regional (June 3, 2018)  
Hit 8 or more home runs in a game \_\_\_\_\_ 9, vs. #8 Clemson @ NCAA Clemson Regional (June 3, 2018)  
Hit multiple grand slams in a season \_\_\_\_\_ 6 (P. Clarke, P. DeMarco, S. Scott, J. Infante, T. Duvall) (2019)  
Hit 3 or more grand slams in a season \_\_\_\_\_ 6 (P. Clarke, P. DeMarco, S. Scott, J. Infante, T. Duvall) (2019)  
Hit 4 or more grand slams in a season \_\_\_\_\_ 6 (P. Clarke, P. DeMarco, S. Scott, J. Infante, T. Duvall) (2019)

Homered in 3 or more consecutive innings \_\_\_\_\_ 3, vs. Tennessee Tech, 3rd-4th-5th (April 30, 2019)  
Homered in 4 or more consecutive innings \_\_\_\_\_ 4, vs. Clemson, 5th-6th-7th-8th (June 3, 2018)  
**Homered in 5 or more consecutive games \_\_\_\_\_ 7 games (Feb. 27-March 9, 2021)**  
Homered in 8 or more consecutive games \_\_\_\_\_ 11 games (April 13-May 5, 2019)  
Homered in 9 or more consecutive games \_\_\_\_\_ 11 games (April 13-May 5, 2019)  
Homered in 10 or more consecutive games \_\_\_\_\_ 11 games (April 13-May 5, 2019)

**Scored 10 or more runs in 3 consecutive games \_\_\_\_\_ 3 games (Feb. 28-March 5, 2021)**  
Scored 10 or more runs in 4 consecutive games \_\_\_\_\_ 4 games (April 9-14, 2013)  
Scored 10 or more runs in 5 or more consecutive games \_\_\_\_\_ 6 games (April 22-May 1, 2011)  
**Scored 15 or more runs in a game \_\_\_\_\_ 15, vs. Illinois-Chicago, 15-0 (March 5, 2021)**  
Scored 20 or more runs in a game \_\_\_\_\_ 22, at South Carolina, 22-11 (May 3, 2019)  
Scored 20 or more runs in consecutive games \_\_\_\_\_  
\_\_\_\_\_ 21-10 vs. Tennessee Tech; 22-11 at S. Carolina (April 30; May 3, 2019)

Scored 10 or more runs in a loss \_\_\_\_\_ 12-14, vs. Arkansas (April 14, 2019)  
Scored 15 or more runs in a loss \_\_\_\_\_ 15-16, 10 inn. - at LSU (May 7, 2010)  
Scored 17 or more runs in a loss \_\_\_\_\_ 17-22, vs. Michigan State (March 20, 1993)  
Scored 20 or more runs in a loss \_\_\_\_\_ Never Happened

**Scored 10 or more unanswered runs \_\_\_\_\_ 15, vs. Illinois-Chicago (March 5, 2021)**  
**Scored 15 or more unanswered runs \_\_\_\_\_ 15, vs. Illinois-Chicago (March 5, 2021)**  
Scored 20 or more unanswered runs \_\_\_\_\_ 21, vs. Radford @ NCAA Nashville Regional (June 1, 2015)

**Scored in 5 consecutive innings \_\_\_\_\_ 5, (1st-5th inn.) vs. Western Kentucky (Feb. 24, 2021)**  
Scored in 6 consecutive innings \_\_\_\_\_ 6, (3rd-8th inn.) vs. Tennessee Tech (April 30, 2019)  
Scored 5 or more runs in the first inning \_\_\_\_\_ 5, vs. Illinois-Chicago (Feb. 22, 2020)  
Scored 6 or more runs in the first inning \_\_\_\_\_ 6, vs. Tennessee Tech (April 30, 2019)  
Scored 7 or more runs in the first inning \_\_\_\_\_ 7, vs. #12 Arkansas (April 13, 2019)  
Scored 9 or more runs in the first inning \_\_\_\_\_ 9, vs. Samford (March 12, 2019)

Scored in the first inning in 4 or more consecutive games \_\_\_\_\_ 4 games (Feb. 21-25, 2020)  
Scored 7 or more runs in an inning \_\_\_\_\_ 9 (6th inn.), at South Carolina (May 3, 2019)  
Scored 10 or more runs in an inning \_\_\_\_\_ 13 (3rd inn.) vs. Davidson (March 5, 2019)  
Scored 14 or more runs in an inning \_\_\_\_\_ 14 (3rd inn.) vs. Middle Tennessee (May 15, 2018)  
Scored 4 or more runs in three diff. innings \_\_\_\_\_ 7 (4th inn), 9 (6th inn) & 5 (7th inn) at South Carolina (May 3, 2019)  
Scored 4 or more runs in three diff. innings in consecutive games \_\_\_\_\_ 6 (1st inn), 5 (3rd inn) & 4 (4th inn)  
\_\_\_\_\_ vs. Tennessee Tech (April 30, 2019) and 7 (4th inn), 9 (6th inn) & 5 (7th inn) at S. Carolina (May 3, 2019)

Scored 10 or more runs in a road game \_\_\_\_\_ 12, at Kentucky (May 17, 2019)  
Scored 15 or more runs in a road game \_\_\_\_\_ 16, at Kentucky (May 16, 2019)  
Scored 20 or more runs in a road game \_\_\_\_\_ 22, at South Carolina (May 3, 2019)  
Scored 25 or more runs in a road game \_\_\_\_\_ Never Happened

Allowed 10 or more runs in a loss \_\_\_\_\_ 18, vs. Duke (June 7, 2019)  
Allowed 10 or more runs in a win \_\_\_\_\_ 10, vs. Ole Miss @ SEC Tournament (May 26, 2019)  
Allowed 15 or more runs in a game \_\_\_\_\_ 18, vs. Duke (June 7, 2019)  
Allowed 20 or more runs in a game \_\_\_\_\_ 20, vs. Florida (April 15, 2017)  
Allowed 7 or more runs in an inning \_\_\_\_\_ 10, 8th inn. vs. Duke (June 7, 2019)  
Allowed 10 or more runs in an inning \_\_\_\_\_ 13, 7th inn. vs. Xavier (June 4, 2016)  
Allowed 5 or more runs in the first inning \_\_\_\_\_ 6, vs. Ole Miss @ SEC Tourney (May 26, 2019)

Overcame a deficit of 4 or more runs in a win \_\_\_\_\_ 8, vs. Ole Miss @ SEC Tournament (May 26, 2019)  
Overcame a deficit of 5 or more runs in a win \_\_\_\_\_ 8, vs. Ole Miss @ SEC Tournament (May 26, 2019)  
Overcame a deficit of 6 or more runs in a win \_\_\_\_\_ 8, vs. Ole Miss @ SEC Tournament (May 26, 2019)  
Overcame a deficit of 7 or more runs in a win \_\_\_\_\_ 8, vs. Ole Miss @ SEC Tournament (May 26, 2019)  
Overcame a deficit of 8 or more runs in a win \_\_\_\_\_ 8, vs. Ole Miss @ SEC Tournament (May 26, 2019)  
Overcame a deficit of 9 or more runs in a win \_\_\_\_\_ 10, vs. Illinois State (March 1, 2015)

Squandered a lead of 4 or more runs in a loss \_\_\_\_\_ 4, vs. #12 Arkansas (April 14, 2019)  
Squandered a lead of 5 or more runs in a loss \_\_\_\_\_ 5, at #19 Texas A&M (March 16, 2019)  
Squandered a lead of 6 or more runs in a loss \_\_\_\_\_ 7, vs. South Carolina (April 27, 2018)  
Squandered a lead of 7 or more runs in a loss \_\_\_\_\_ 7, vs. South Carolina (April 27, 2018)

**Had 15 or more hits in a game \_\_\_\_\_ 15, vs. Memphis (March 9, 2021)**  
**Had 15 or more hits in a win \_\_\_\_\_ 15, vs. Memphis (March 9, 2021)**  
Had 18 or more hits in a game \_\_\_\_\_ 19, at Kentucky (May 16, 2019)  
Had 18 or more hits in a win \_\_\_\_\_ 19, at Kentucky (May 16, 2019)  
Had 20 or more hits in a win \_\_\_\_\_ 21, vs. Tennessee Tech (April 30, 2019)  
Had 30 or more hits in a game \_\_\_\_\_ 30, vs. Alabama (April 17, 1988)  
Had 50 or more hits in an SEC series \_\_\_\_\_ 54, vs. Missouri (April 12-14, 2013)  
Had 15 or more hits in a loss \_\_\_\_\_ 17, vs. Florida (April 15, 2017)

**Had 10 or more total bases in a game \_\_\_\_\_ Maxwell Romero Jr. (10) vs. Georgia State - Game 2 (Feb. 28, 2021)**  
Had 11 or more total bases in a game \_\_\_\_\_ Connor Kaiser (14) at Clemson (June 3, 2018)

Had at least 15 hits in back-to-back games \_\_\_\_\_  
\_\_\_\_\_ 15, 21, 15 vs. Auburn, Tenn. Tech and at South Carolina (April 27-May 3, 2019)

Had at least 10 hits in 5 or more consecutive games \_\_\_\_\_ 5 games (April 25-May 3, 2019)  
Had at least 10 hits in 6 or more consecutive games \_\_\_\_\_ 6 games (Feb. 20-March 1, 2019)  
Had at least 10 hits in 7 or more consecutive games \_\_\_\_\_ 7 games (Feb. 18-27, 2018)  
Had at least 10 hits in 8 or more consecutive games \_\_\_\_\_ 8 games (Feb. 27-March 12, 2010)

**Had 5 or more doubles in a game \_\_\_\_\_ 5, vs. Illinois-Chicago (March 5, 2021)**  
Had 6 or more doubles in a game \_\_\_\_\_ 6, vs. Davidson (March 5, 2019)  
Had 7 or more doubles in a game \_\_\_\_\_ 8, at Clemson (June 3, 2017)  
Allowed 5 or more doubles in a game \_\_\_\_\_ 6, vs. Arkansas (April 14, 2019)  
Allowed 6 or more doubles in a game \_\_\_\_\_ 6, vs. Arkansas (April 14, 2019)

**Had 2 or more triples in a game \_\_\_\_\_ 2, vs. Wright State - Game 1 (Feb. 22, 2021)**  
Had 3 or more triples in a game \_\_\_\_\_ 4, vs. Radford (May 31, 2015)  
Had 4 or more triples in a game \_\_\_\_\_ 4, vs. Radford (May 31, 2015)  
Allowed 2 or more triples in a game \_\_\_\_\_ 2, vs. Duke (June 7, 2019)  
Allowed 3 or more triples in a game \_\_\_\_\_ 3, vs. Texas A&M (April 11, 2014)



THE LAST TIME VANDERBILT ...

Allowed 3 or more home runs in a game \_\_\_\_\_ 3, by Kentucky (May 19, 2018)  
Allowed 4 or more home runs in a game \_\_\_\_\_ 4, vs. Sam Houston State @ Minute Maid Park (March 2, 2018)  
Allowed 5 or more home runs in a game \_\_\_\_\_ 5, at Auburn (March 27, 2009)

Did not draw a walk in a game \_\_\_\_\_ vs. #12 Arkansas (April 12, 2019)  
Walked 10 or more times in a game \_\_\_\_\_ 11, at South Carolina (May 3, 2019)  
Walked 15 or more times in a game \_\_\_\_\_ 17, vs. Davidson (March 5, 2019)  
Walked 18 or more times in a game \_\_\_\_\_ 19, vs. Middle Tennessee (May 15, 2018)  
Allowed 0 walks in a game \_\_\_\_\_ vs. Hawaii (Feb. 28, 2020)  
Allowed 0 walks in back-to-back games \_\_\_\_\_ at San Diego, DH (Feb. 20, 2011)  
Allowed 10 or more walks in a game \_\_\_\_\_ 10, vs. Tennessee Tech (April 30, 2019)  
Allowed 12 or more walks in a game \_\_\_\_\_ 12, vs. Austin Peay (Feb. 27, 2019)  
Allowed 10-plus walks in back-to-back games \_\_\_\_\_ 12, vs. Illinois State; 12, vs. Evansville (March 1-3, 2015)

Did not strikeout in a game \_\_\_\_\_ vs. Tennessee-Martin (Feb. 23, 2005)  
**Struck out 12 or more times in a game \_\_\_\_\_ 13, vs. Georgia State (Feb. 26, 2021)**  
Struck out 15 or more times in a game \_\_\_\_\_ 16, vs. Mississippi St. @ Nashville Super Regional (June 10, 2018)  
**Struck out 15 or more batters in a game \_\_\_\_\_ 17, vs. Illinois-Chicago (March 7, 2021)**  
Struck out 19 or more batters in a game \_\_\_\_\_ 19, vs. South Alabama (Feb. 18, 2020)  
Struck out 20 or more opposing batters in a game \_\_\_\_\_ 22, vs. Ole Miss (April 10, 2015)  
Struck out 10 or more opposing batters in 5 consecutive games \_\_\_\_\_ 7 games (Feb. 26-March 7, 2020)  
Struck out 10 or more opposing batters in 8 consecutive games \_\_\_\_\_ 13 games (Feb. 20, 2019-March 10, 2019)

Pitching staff held opponent scoreless for 10 consecutive inn. in a game \_\_\_\_\_ 11 inn. at Missouri (March 26, 2016)

**Had 5 or more hit batters in a game \_\_\_\_\_ 5, by Georgia State - Game 2 (Feb. 28, 2021)**  
Had 6 or more hit batters in a game \_\_\_\_\_ 6, by Rhode Island (March 4, 2012)

Had 5 or more stolen bases in a game \_\_\_\_\_ 6, vs. Hawaii (March 1, 2020)  
Had 6 or more stolen bases in a game \_\_\_\_\_ 6, vs. Hawaii (March 1, 2020)  
Had 7 or more stolen bases in a game \_\_\_\_\_ 7, vs. UMass-Lowell (Feb. 25, 2018)  
Had 8 or more stolen bases in a game \_\_\_\_\_ 8, vs. UNC-Wilmington (June 1, 2012)

**Left 13 or more runners on base \_\_\_\_\_ 14, vs. Georgia State - Game 1 (Feb. 28, 2021)**  
**Left 14 or more runners on base \_\_\_\_\_ 14, vs. Georgia State - Game 1 (Feb. 28, 2021)**  
Left 15 or more runners on base \_\_\_\_\_ 15, vs. #14 Florida (March 22, 2019)  
Left 16 or more runners on base \_\_\_\_\_ 17, vs. Mississippi State @ Nashville Super Regional (June 10, 2018)

Committed 4 or more errors in a game \_\_\_\_\_ 4, vs. Cal Poly (Feb. 16, 2020)  
Committed 5 or more errors in a game \_\_\_\_\_ 6, at Middle Tennessee (March 22, 2016)  
Committed 6 or more errors in a game \_\_\_\_\_ 6, at Middle Tennessee (March 22, 2016)

Combined for a no-hitter \_\_\_\_\_ at Western Kentucky (J. Lewis, N. Pilkington, J. Scott, M. Buschmann), May 6, 2003  
Combined for a perfect game \_\_\_\_\_ at Western Kentucky (J. Lewis, N. Pilkington, J. Scott, M. Buschmann), May 6, 2003  
Combined on a one-hitter \_\_\_\_\_ vs. Quinnipiac (T. Ferguson, R. Johnson, M. Ruppenthal, B. Bowden), March 11, 2015  
**Combined on a two-hitter \_\_\_\_\_ vs. Illinois-Chicago (Thomas Schultz, Chris McElvain, Miles Garrett, Grayson Moore, Patrick Reilly) March 5, 2021**  
Combined on a three-hitter \_\_\_\_\_ vs. Evansville (Jack Leiter, Michael Doolin, Chris McElvain), Feb. 25, 2020  
Was no-hit \_\_\_\_\_ at Texas A&M (Kyle Simonds, 9.0), May 7, 2016

Started six true freshmen \_\_\_\_\_ at Auburn (Austin Martin - LF, Philip Clarke - DH, Pat DeMarco - RF, Jayson Gonzalez - SS, Garrett Blaylock - 3B, Mason Hickman - SP), May 6, 2018

**HITTING:**  
Hit an inside-the-park home run \_\_\_\_\_ Will Toffey vs. Belmont (March 22, 2017)  
Hit a pinch-hit home run \_\_\_\_\_ Walker Grisanti at #4 Georgia (April 5, 2019)  
**Hit a grand slam \_\_\_\_\_ Dominic Keegan vs. Georgia State - Game 2 (Feb. 28, 2021)**  
Hit a grand slam on the road \_\_\_\_\_ Julian Infante at South Carolina (May 3, 2019)

Hit a walk-off home run \_\_\_\_\_ Isaiah Thomas vs. Hawaii (March 1, 2020)  
Hit an extra-inning walk-off home run \_\_\_\_\_ Isaiah Thomas vs. Hawaii, 11th inning (March 1, 2020)  
Hit a postseason walk-off home run \_\_\_\_\_ JJ Bleday vs. Mississippi State (June 9, 2018)  
Had a walk-off base hit \_\_\_\_\_ Isaiah Thomas vs. Hawaii (March 1, 2020)  
Drew a walk-off walk \_\_\_\_\_ Carter Young vs. TCU (March 8, 2020)

**Hit 2 or more home runs in a game \_\_\_\_\_ Maxwell Romero Jr. (2) vs. Georgia State - Game 2 (Feb. 28, 2021)**  
Hit 2 or more home runs in an SEC game \_\_\_\_\_ Stephen Scott (2) at Kentucky (May 16, 2019)  
Hit 3 or more home runs in a game \_\_\_\_\_ Connor Kaiser (3) at Clemson (June 3, 2018)  
Hit 2 or more home runs in consecutive games \_\_\_\_\_ Austin Martin (2) vs. Duke + Louisville (June 9-16, 2019)

Homered in consecutive at-bats \_\_\_\_\_ Austin Martin, 1st inn., 2nd inn. vs. Duke (June 9, 2019)  
Homered in consecutive at-bats in an SEC game \_\_\_\_\_ Stephen Scott, 1st inn., 3rd inn. at Kentucky (May 16, 2019)

Hit for the cycle \_\_\_\_\_ Clinton Johnston vs. Kentucky (April 28, 1996)  
Hit for the cycle in an SEC game \_\_\_\_\_ Clinton Johnston vs. Kentucky (April 28, 1996)

Had a 20-game hit streak \_\_\_\_\_ JJ Bleday and Austin Martin, 20 (May 17, 2018-March 1, 2019)  
Had a 25-game hit streak \_\_\_\_\_ Xavier Turner, 27 (March 4-April 22, 2014)  
Had a 45-game on-base streak \_\_\_\_\_ JJ Bleday, 50 (March 19-June 26, 2019)

Had 2 hits in an inning \_\_\_\_\_ Ethan Paul (1B, 2B) vs. Davidson (March 5, 2019)  
Had 5 or more hits in a game \_\_\_\_\_ Ethan Paul (5) vs. #14 Florida (March 22, 2019)

**Had 5 or more RBIs in a gameMaxwell Romero Jr. (7) & Dominic Keegan (6) vs. Georgia State - Game 2 (Feb. 28, 2021)**  
**Had 6 or more RBIs in a gameMaxwell Romero Jr. (7) & Dominic Keegan (6) vs. Georgia State - Game 2 (Feb. 28, 2021)**  
**Had 7 or more RBIs in a game \_\_\_\_\_ Maxwell Romero Jr. (7) vs. Georgia State - Game 2 (Feb. 28, 2021)**  
Had 10 or more RBIs in a game \_\_\_\_\_ Connor Kaiser (10) at Clemson (June 3, 2018)

Stole home \_\_\_\_\_ Ethan Paul vs. Auburn (May 19, 2016)  
Had a triple steal \_\_\_\_\_ Ethan Paul (home), Jeren Kendall (3rd), Bryan Reynolds (2nd) vs. Auburn (May 19, 2016)  
Had 3 or more stolen bases in a game \_\_\_\_\_ Austin Martin (3) vs. Presbyterian (Feb. 21, 2018)

**PITCHING:**  
Threw a 9-inning no-hitter \_\_\_\_\_ Kumar Rocker vs. Duke @ Nashville Super Regional (June 8, 2019)  
Doug Wessel vs. Belmont (April 19, 1971)

**Struck out 10 or more batters in a game \_\_\_\_\_ Jack Leiter, 11, vs. Illinois-Chicago (March 7, 2021)**  
Struck out 10 or more batters in an SEC game \_\_\_\_\_ Kumar Rocker, 10, vs. #25 Auburn (April 26, 2019)  
Struck out 12 or more batters in a game \_\_\_\_\_ Kumar Rocker, 12, vs. Illinois-Chicago (Feb. 22, 2020)  
True freshman struck out 10 or more batters in a game \_\_\_\_\_ Jack Leiter, 12, vs. South Alabama (Feb. 18, 2020)  
True freshman struck out 10 or more batters in debut \_\_\_\_\_ Jack Leiter, 12, vs. South Alabama (Feb. 18, 2020)  
True freshman struck out 15 or more batters in a game \_\_\_\_\_ Kumar Rocker, 19, vs. Duke (June 8, 2019)  
Struck out 15 or more batters in a game \_\_\_\_\_ Kumar Rocker, 19, vs. Duke (June 8, 2019)  
**Struck out 10 or more batters in consecutive games \_\_\_\_\_**  
**Kumar Rocker (11) and Jack Leiter (11) vs. Illinois-Chicago (March 6-7, 2021)**

Pitched a 7-inning, complete game \_\_\_\_\_ Mason Hickman vs. LSU (March 25, 2018)  
Pitched 9 or more innings \_\_\_\_\_ 9.0, Kumar Rocker vs. Duke (June 8, 2019)  
Pitched 9 or more scoreless innings \_\_\_\_\_ 9.0, Kumar Rocker vs. Duke (June 8, 2019)  
Pitched a 9-inning, complete game \_\_\_\_\_ 9.0, Kumar Rocker vs. Duke (June 8, 2019)  
Pitched a 9-inning, complete-game shutout \_\_\_\_\_ 9.0, Kumar Rocker vs. Duke (June 8, 2019)  
Picked up 10 or more saves in a season \_\_\_\_\_ 17, Tyler Brown (2019)  
Picked up 15 or more saves in a season \_\_\_\_\_ 17, Tyler Brown (2019)  
Picked up win and save on same day \_\_\_\_\_ Jackson Gillis vs. Ole Miss, Win - Game 1, Save - Game 2 (April 15, 2018)  
Picked up the save (true freshman) \_\_\_\_\_ Sam Hliboki vs. Hawaii (Feb. 28, 2020)



NUMERICAL ROSTER

No.	Name	Pos.	B/T	Ht.	Wt.	Cl.	Hometown/High School
2	Javier Vaz	IF	L/R	5-9	151	Jr./JC	Huntsville, Ala./Huntsville
3	Cooper Davis	OF	L/R	5-10	190	Sr./3L	Mississauga, Ontario/St. Aloysius Gonzaga
5	C.J. Rodriguez	C	R/R	5-10	200	So./1L	Newport Beach, Calif./Mater Dei
6	Tate Kolwyck	OF	R/R	5-11	195	Jr./2L	Memphis, Tenn./Arlington
8	Isaiah Thomas	OF	R/R	6-3	210	Jr./2L	Palm Beach Gardens, Fla./The Benjamin School
9	Carter Young	IF	S/R	6-0	180	So./1L	Selah, Wash./Selah
10	T.J. McKenzie	OF	R/R	6-1	180	So./1L	Loxahatchee, Fla./The Benjamin School
11	Matt Hogan	OF	L/R	6-0	195	Jr./2L	Melville, N.Y./Half Hollow Hills East
12	Dominic Keegan	UTL	R/R	6-0	210	Jr./2L	Methuen, Mass./Central Catholic
16	Jack Bulger	UTL	R/R	6-0	210	Fr./HS	Bowie, Md./DeMatha Catholic
17	C.J. Pittaro	UTL	L/R	6-1	195	Fr./HS	Hamilton, N.J./Steinert
18	Will Duff	UTL	R/R	5-11	190	So./1L	Springfield, Mo./Springfield Catholic
19	Troy LaNeve	OF	L/R	6-0	210	So./1L	Pittsburgh, Pa./Pine Richland
20	Jack O'Dowd	IF	L/R	6-2	195	Fr./HS	Nashville, Tenn./Lipscomb Academy
21	Calvin Hewett	OF	R/L	6-3	205	Fr./HS	Greenland, N.H./Portsmouth
22	Jack Leiter	RHP	R/L	6-1	205	So./1L	Summit, N.J./Delbarton School
25	Parker Noland	IF	L/R	6-1	200	So./1L	Knoxville, Tenn./Farragut
27	Ethan Smith	RHP	R/R	6-2	205	Jr./2L	Mt. Juliet, Tenn./Mt. Juliet
28	Ryan Stefiuk	LHP	R/L	6-4	210	Fr./HS	Green Bay, Wis./Green Bay Preble
29	Nick Maldonado	RHP	R/R	6-1	205	So./1L	Short Hills, N.J./Seton Hall Prep
30	Nelson Berkwich	LHP	L/L	5-11	190	Fr./HS	Boca Raton, Fla./American Heritage
31	Miles Garrett	RHP	R/R	5-10	165	Fr./HS	Stone Mountain, Ga./Parkview
32	Hugh Fisher	LHP	R/L	6-6	210	Sr./2L	Eads, Tenn./Briarcrest Christian
33	Hunter Owen	LHP	R/L	6-6	240	Fr./HS	South Portland, Maine/South Portland
34	Spencer Jones	UTL	L/L	6-7	225	So./1L	Encinitas, Calif./La Costa Canyon
35	Chris McElvain	RHP	R/R	6-0	205	So./1L	Thompson Station, Tenn./Summit
36	Grayson Moore	OF/RHP	S/R	6-3	190	Fr./HS	Longwood, Fla./Lake Mary
39	Gavin Casas	IF	L/R	6-3	225	Fr./HS	Pembroke Pines, Fla.
40	Sam Hliboki	RHP	L/R	6-3	210	So./1L	Los Angeles, Calif./Harvard Westlake
42	Christian Little	RHP	R/R	6-4	210	Fr./HS	St. Louis, Mo./Christian Brothers College
43	Michael Doolin	RHP	L/R	6-3	220	So./1L	Schererville, Ind./Andrean
44	Donye Evans	RHP	R/R	6-6	220	Fr./HS	Decatur, Ga./Redan
45	Alan Espinal	C	R/R	6-0	190	Fr./HS	Viera, Fla./Viera
46	Gage Bradley	RHP	R/R	6-3	190	Fr./HS	Clarksville, Tenn./Rossview
49	Ryan Keenan	LHP	L/L	5-10	175	So./1L	Lighthouse Point, Fla./Calvary Christian Academy
50	Luke Murphy	RHP	R/L	6-5	190	Jr./1L	Cross Plains, Tenn./East Robertson
51	Enrique Bradfield Jr.	OF	L/L	6-1	160	Fr./HS	Hialeah, Fla./American Heritage
55	Maxwell Romero Jr.	C	L/R	6-0	230	So./1L	Miramar, Fla./Pembroke Pines Charter
66	Thomas Schultz	RHP	R/R	6-6	225	So./1L	Mount Carmel, Pa./Our Lady of Lourdes Regional
77	Brett Hansen	LHP	L/L	6-4	205	Fr./HS	Pleasanton, Calif./Foothill
80	Kumar Rocker	RHP	R/L	6-5	245	Jr./2L	Athens, Ga./North Oconee
88	Patrick Reilly	RHP	R/R	6-3	210	Fr./HS	Sea Girt, N.J./Christian Brothers Academy
99	Jayson Gonzalez	IF	R/R	6-2	220	Sr./3L	Covina, Calif./Bishop Amat

**Head Coach:** 4 Tim Corbin (Ohio Wesleyan '84) – 19th season at Vanderbilt  
**Associate Head Coach:** 26 Scott Brown (SUNY-Cortland '99)  
**Assistant Coach:** 24 Mike Baxter (Vanderbilt '05)  
**Volunteer Coach:** 1 David Macias (Vanderbilt '08)  
**Strength and Conditioning Coach:** Chris Ham (Illinois '05)  
**Director of Baseball Operations:** Brooks Webb (Birmingham Southern '11)  
**Internal Operations Coordinator:** Casey Stangel (Washington '17)  
**Athletic Trainer:** Chris Matarazzo (Springfield College '12)  
**Director of Player Development:** Brandon Barak (Illinois '12)  
**Video Coordinator:** Josh Ruchotzke (Vanderbilt '17)  
**Equipment Manager:** Kevin Collins (Purdue '15)  
**Student Managers:** Sebastian Baca, William Cegelka, Jackson Kelley, Stephen Phraner, Spencer Pugach

PRONUNCIATION GUIDE

Enrique Bradfield Jr. \_\_\_\_\_ IN-reek-A  
Brandon Barak \_\_\_\_\_ BARE-uck  
Gavin Casas \_\_\_\_\_ CAH-sus  
Alan Espinal \_\_\_\_\_ ESS-pen-all  
Sam Hliboki \_\_\_\_\_ luh-BO-kee  
Tate Kolwyck \_\_\_\_\_ COLE-wick  
Troy LaNeve \_\_\_\_\_ luh-neve  
Miramar, Fla. \_\_\_\_\_ MEER-uh-mar  
C.J. Pittaro \_\_\_\_\_ Pa-TEAR-Oh  
Kumar Rocker \_\_\_\_\_ KOO-mar  
Josh Ruchotzke \_\_\_\_\_ ruh-CHOT-skee  
Ryan Stefiuk \_\_\_\_\_ Steph-fee-uck


ALPHABETICAL ROSTER

#	Name	Pos.	Yr.
30	Nelson Berkwich	LHP	Fr.
51	Enrique Bradfield Jr.	OF	Fr.
46	Gage Bradley	RHP	Fr.
16	Jack Bulger	UTL	Fr.
39	Gavin Casas	IF	Fr.
3	Cooper Davis	OF	Sr.
43	Michael Doolin	RHP	So.
18	Will Duff	UTL	So.
45	Alan Espinal	C	Fr.
44	Donye Evans	RHP	Fr.
32	Hugh Fisher	LHP	Sr.
31	Miles Garrett	RHP	Fr.
99	Jayson Gonzalez	IF	Sr.
77	Brett Hansen	LHP	Fr.
21	Calvin Hewett	OF	Fr.
40	Sam Hliboki	RHP	So.
11	Matt Hogan	OF	Jr.
34	Spencer Jones	UTL	So.
12	Dominic Keegan	UTL	Jr.
49	Ryan Keenan	LHP	So.
6	Tate Kolwyck	OF	Jr.
19	Troy LaNeve	OF	So.
22	Jack Leiter	RHP	So.
42	Christian Little	RHP	Fr.
29	Nick Maldonado	RHP	So.
35	Chris McElvain	RHP	So.
10	T.J. McKenzie	OF	So.
36	Grayson Moore	OF/RHP	Fr.
50	Luke Murphy	RHP	Jr.
25	Parker Noland	IF	So.
20	Jack O'Dowd	IF	Fr.
33	Hunter Owen	LHP	Fr.
17	C.J. Pittaro	UTL	Fr.
88	Patrick Reilly	RHP	Fr.
80	Kumar Rocker	RHP	Jr.
5	CJ Rodriguez	C	So.
55	Maxwell Romero Jr.	C	So.
66	Thomas Schultz	RHP	So.
27	Ethan Smith	RHP	Jr.
28	Ryan Stefiuk	LHP	Fr.
8	Isaiah Thomas	OF	Jr.
2	Javier Vaz	IF	Jr.
9	Carter Young	IF	So.


EXPERIENCE BREAKDOWN

Seniors (3) \_\_\_\_\_ Davis, Fisher, Gonzalez  
Juniors (8) \_\_\_\_\_ Hogan, Keegan, Kolwyck, Murphy, Rocker, Smith, Thomas, Vaz  
Sophomores (15) \_\_\_\_\_ Doolin, Duff, Hliboki, Jones, Keenan, Laneve, Leiter, Maldonado, McElvain, McKenzie, Noland, Rodriguez, Romero Jr., Schultz, Young  
Freshmen (17) \_\_\_\_\_ Berkwich, Bradfield Jr., Bradley, Bulger, Casas, Espinal, Evans, Garrett, Hansen, Hewett, Little, Moore, O'Dowd, Owen, Pittaro, Reilly, Stefiuk


## 2021 TV ROSTER




**Javier Vaz**  
Jr. ★ 5-9 ★ 151 ★ L/R  
IF ★ Huntsville, Ala.




**Cooper Davis**  
Sr. ★ 5-10 ★ 190 ★ L/R  
OF ★ Mississauga, Ontario




**CJ Rodriguez**  
So. ★ 5-10 ★ 200 ★ R/R  
C ★ Newport Beach, Calif.




**Tate Kolwyck**  
Jr. ★ 5-11 ★ 195 ★ R/R  
IF ★ Memphis, Tenn.




**Isaiah Thomas**  
Jr. ★ 6-3 ★ 210 ★ R/R  
OF ★ Palm Beach Gardens, Fla.




**Carter Young**  
So. ★ 6-0 ★ 180 ★ S/R  
IF ★ Selah, Wash.




**T.J. McKenzie**  
So. ★ 6-1 ★ 180 ★ R/R  
OF ★ Loxahatchee, Fla.




**Matt Hogan**  
Jr. ★ 6-0 ★ 195 ★ L/R  
OF ★ Melville, N.Y.



**Dominic Keegan**  
Jr. ★ 6-0 ★ 210 ★ R/R  
UTL ★ Methuen, Mass.



**Jack Bulger**  
Fr. ★ 6-0 ★ 210 ★ R/R  
UTL ★ Bowie, Md.




**C.J. Pittaro**  
Fr. ★ 6-1 ★ 195 ★ L/R  
UTL ★ Hamilton, N.J.




**Will Duff**  
So. ★ 5-11 ★ 190 ★ R/R  
UTL ★ Springfield, Mo.




**Troy LaNeve**  
So. ★ 6-0 ★ 210 ★ L/R  
OF ★ Pittsburgh, Pa.




**Jack O'Dowd**  
Fr. ★ 6-2 ★ 195 ★ L/R  
IF ★ Nashville, Tenn.




**Calvin Hewett**  
Fr. ★ 6-3 ★ 205 ★ R/L  
OF ★ Greenland, N.H.




**Jack Leiter**  
So. ★ 6-1 ★ 205 ★ R/R  
RHP ★ Summit, N.J.




**Parker Noland**  
Jr. ★ 6-1 ★ 200 ★ L/R  
IF ★ Knoxville, Tenn.




**Ethan Smith**  
Jr. ★ 6-2 ★ 205 ★ R/R  
RHP ★ Mt. Juliet, Tenn.




**Ryan Stefiuk**  
Fr. ★ 6-4 ★ 210 ★ R/L  
LHP ★ Green Bay, Wis.




**Nick Maldonado**  
So. ★ 6-1 ★ 205 ★ R/R  
RHP ★ Short Hills, N.J.




**Nelson Berkwich**  
Fr. ★ 5-11 ★ 190 ★ L/L  
LHP ★ Boca Raton, Fla.




**Miles Garrett**  
Fr. ★ 5-10 ★ 165 ★ R/R  
RHP ★ Stone Mountain, Ga.




**Hugh Fisher**  
Sr. ★ 6-6 ★ 210 ★ R/L  
LHP ★ Eads, Tenn.




**Hunter Owen**  
Fr. ★ 6-6 ★ 240 ★ R/L  
LHP ★ South Portland, Maine




**Spencer Jones**  
So. ★ 6-7 ★ 225 ★ L/L  
UTL ★ Encinitas, Calif.




**Chris McElvain**  
So. ★ 6-0 ★ 205 ★ R/R  
RHP ★ Thompson Station, Tenn.




**Grayson Moore**  
Fr. ★ 6-3 ★ 190 ★ S/R  
OF/RHP ★ Lake Mary, Fla.




**Gavin Casas**  
Fr. ★ 6-3 ★ 225 ★ L/R  
IF ★ Pembroke Pines, Fla.




**Sam Hliboki**  
So. ★ 6-3 ★ 210 ★ L/R  
RHP ★ Los Angeles, Calif.




**Christian Little**  
Fr. ★ 6-4 ★ 210 ★ R/R  
RHP ★ St. Louis, Mo.




**Michael Doolin**  
So. ★ 6-4 ★ 220 ★ L/R  
RHP ★ Schererville, Ind.




**Donye Evans**  
Fr. ★ 6-6 ★ 220 ★ R/R  
RHP ★ Decatur, Ga.




**Alan Espinal**  
Fr. ★ 6-0 ★ 190 ★ R/R  
C ★ Viera, Fla.




**Gage Bradley**  
Fr. ★ 6-3 ★ 190 ★ R/R  
RHP ★ Clarksville, Tenn.




**Ryan Keenan**  
So. ★ 5-10 ★ 175 ★ L/L  
LHP ★ Lighthouse Point, Fla.




**Luke Murphy**  
Jr. ★ 6-5 ★ 190 ★ R/R  
RHP ★ Cross Plains, Tenn.




**Enrique Bradfield Jr.**  
Fr. ★ 6-1 ★ 160 ★ L/L  
OF ★ Hialeah, Fla.



**Maxwell Romero Jr.**  
So. ★ 6-1 ★ 230 ★ L/R  
C ★ Miramar, Fla.




**Thomas Schultz**  
So. ★ 6-6 ★ 225 ★ R/R  
RHP ★ Mount Carmel, Pa.




**Brett Hansen**  
Fr. ★ 6-4 ★ 205 ★ L/L  
LHP ★ Pleasanton, Calif.




**Kumar Rucker**  
Jr. ★ 6-5 ★ 245 ★ R/R  
RHP ★ Athens, Ga.



**Patrick Reilly**  
Fr. ★ 6-3 ★ 210 ★ R/R  
RHP ★ Sea Girt, N.J.




**Jayson Gonzalez**  
Sr. ★ 6-2 ★ 220 ★ R/R  
IF ★ Covina, Calif.




**Tim Corbin**  
Head Coach  
19th Season



**Scott Brown**  
Associate Head Coach  
9th Season



**Mike Baxter**  
Assistant Coach  
4th Season



**David Macias**  
Volunteer Assistant Coach  
4th Season