



# OKLAHOMA STATE

## COWBOY BASEBALL

Wade McWhorter • Coordinator, Athletics Communications • (405) 744-7853 (o) or 612-5240 (c) • wade.mcwhorter@okstate.edu  
Oklahoma State Athletics Communications • 220 Athletics Center, Stillwater, OK 74078 • www.okstate.com

### GAME INFO

**Video/TV:** ESPN+ (Dave Hunziker, Mike Wolfe & Tom Holliday)  
**Radio:** 93.7 KSPI FM or Pete 94.3 FM / KSPI AM-780  
stillwaterradio.net (Rex Holt & Matt Davis)  
**Live Stats:** okstate.statbroadcast.com  
**Twitter In-Game Updates:** @OSUBaseball

### SERIES CAPSULE

**#2 Vanderbilt (10-1) at #9 Oklahoma State (10-0-1)**  
**Fri., March 12 / 6 p.m. • Sat., March 13 / 6 p.m. • Sun., March 14 / 1 p.m.**  
**O'Brate Stadium (2,700) • Stillwater, Okla.**

### 2021 SCHEDULE/RESULTS

Feb. 21	at Wichita State	W, 3-1
Feb. 22	at Wichita State	W, 14-6
<b>Feb. 24</b>	<b>Little Rock</b>	<b>W, 7-2</b>
<b>Feb. 26</b>	<b>Illinois State</b>	<b>W, 3-2</b>
<b>Feb. 27</b>	<b>Illinois State</b>	<b>W, 8-2</b>
<b>Feb. 28</b>	<b>Illinois State</b>	<b>W, 6-0</b>
March 2	at Missouri State	W, 7-0
<b>March 5</b>	<b>Grand Canyon</b>	<b>W, 11-5</b>
<b>March 6</b>	<b>Grand Canyon</b>	<b>W, 3-0</b>
<b>March 7</b>	<b>Grand Canyon</b>	<b>T, 4-4 (9)</b>
March 9	at Oral Roberts	W, 5-0
<b>March 12</b>	<b>#2 Vanderbilt</b>	<b>6 p.m.</b>
<b>March 13</b>	<b>#2 Vanderbilt</b>	<b>6 p.m.</b>
<b>March 14</b>	<b>#2 Vanderbilt</b>	<b>1 p.m.</b>
March 16	vs. Louisiana-Monroe*	6 p.m.
March 19	at Texas Tech*	6:30 p.m.
March 20	at Texas Tech*	2 p.m.
March 21	at Texas Tech*	2 p.m.
<b>March 23</b>	<b>Missouri State</b>	<b>6 p.m.</b>
<b>March 26</b>	<b>Kansas State*</b>	<b>6 p.m.</b>
<b>March 27</b>	<b>Kansas State*</b>	<b>6 p.m.</b>
<b>March 28</b>	<b>Kansas State*</b>	<b>1 p.m.</b>
<b>March 30</b>	<b>Oklahoma</b>	<b>6 p.m.</b>
<b>April 1</b>	<b>West Virginia*</b>	<b>6 p.m.</b>
<b>April 2</b>	<b>West Virginia*</b>	<b>6 p.m.</b>
<b>April 3</b>	<b>West Virginia*</b>	<b>12 p.m.</b>
<b>April 9</b>	<b>Central Arkansas</b>	<b>6 p.m.</b>
<b>April 10</b>	<b>Central Arkansas</b>	<b>6 p.m.</b>
<b>April 11</b>	<b>Central Arkansas</b>	<b>1 p.m.</b>
<b>April 13</b>	<b>Oral Roberts</b>	<b>6 p.m.</b>
April 16	at TCU*	6:30 p.m.
April 17	at TCU*	2 p.m.
April 18	at TCU*	1 p.m.
<b>April 20</b>	<b>Arkansas-Pine Bluff</b>	<b>6 p.m.</b>
<b>April 21</b>	<b>Arkansas-Pine Bluff</b>	<b>6 p.m.</b>
<b>April 23</b>	<b>Texas*</b>	<b>7 p.m.</b>
<b>April 24</b>	<b>Texas*</b>	<b>6 p.m.</b>
<b>April 25</b>	<b>Texas*</b>	<b>1 p.m.</b>
<b>April 30</b>	<b>Oklahoma*</b>	<b>6 p.m.</b>
May 1	at Oklahoma*	3 p.m.
May 2	at Oklahoma*	4 p.m.
May 7	at Kansas*	6 p.m.
May 8	at Kansas*	2 p.m.
May 9	at Kansas*	1 p.m.
May 11	at Oklahoma	6 p.m.
<b>May 14</b>	<b>Baylor*</b>	<b>6 p.m.</b>
<b>May 15</b>	<b>Baylor*</b>	<b>6 p.m.</b>
<b>May 16</b>	<b>Baylor*</b>	<b>1 p.m.</b>
<b>May 20</b>	<b>New Orleans</b>	<b>6 p.m.</b>
<b>May 21</b>	<b>New Orleans</b>	<b>6 p.m.</b>
<b>May 22</b>	<b>New Orleans</b>	<b>1 p.m.</b>
May 26-30	Big 12 Baseball Championship#	
June 4-7	NCAA Regionals\$	
June 11-14	NCAA Super Regionals\$	
June 18-29	College World Series!	

**Bold indicates home game • All Times Central & Subject To Change**  
\* — Big 12 Conference game  
% — Globe Life Field • Arlington, Texas  
# — Chickasaw Bricktown Ballpark • Oklahoma City  
\$ — Campus Sites  
! — TD Ameritrade Park • Omaha, Neb.

### TEAM STATISTICAL COMPARISON



	Value	NCAA Rank
<b>Batting Avg.</b>	.242	175
<b>Base On Balls</b>	52	71
<b>Double Plays</b>	7	78
<b>Doubles</b>	25	22
<b>Earned Run Avg.</b>	1.91	7
<b>Fielding Pct.</b>	.980	36
<b>Hit By Pitch</b>	14	69
<b>Hits</b>	88	106
<b>Home Runs</b>	16	20
<b>On-Base Pct.</b>	.356	139
<b>Runs</b>	71	59
<b>Sac Bunts</b>	7	22
<b>Sac Flies</b>	3	111
<b>Scoring</b>	6.5	84
<b>Shutouts</b>	4	1
<b>Slugging Pct.</b>	.453	54
<b>Stolen Bases</b>	6	176
<b>Triples</b>	2	91
<b>K-to-BB Ratio</b>	3.33	25
<b>Ks Per 9 Inn.</b>	12.7	9
<b>WHIP</b>	1.26	61
<b>W-L Pct.</b>	.955	14

	Value	NCAA Rank
<b>Batting Avg.</b>	.332	11
<b>Base On Balls</b>	62	33
<b>Double Plays</b>	14	3
<b>Doubles</b>	30	6
<b>Earned Run Avg.</b>	2.00	9
<b>Fielding Pct.</b>	.972	96
<b>Hit By Pitch</b>	18	28
<b>Hits</b>	125	13
<b>Home Runs</b>	16	20
<b>On-Base Pct.</b>	.444	9
<b>Runs</b>	97	22
<b>Sac Bunts</b>	2	147
<b>Sac Flies</b>	5	52
<b>Scoring</b>	8.8	22
<b>Shutouts</b>	2	8
<b>Slugging Pct.</b>	.570	8
<b>Stolen Bases</b>	16	37
<b>Triples</b>	6	5
<b>K-to-BB Ratio</b>	3.59	19
<b>Ks Per 9 Inn.</b>	12.7	9
<b>WHIP</b>	0.99	5
<b>W-L Pct.</b>	.909	15

### OSU PROBABLE STARTERS

Position Players			2021 Season Statistics					Noteworthy
Pos.	No.	Player	GP-GS	Avg.	HR	RBI		
C	7	Max Hewitt	10-7	.200	1	7		Turned in .410 batting average in 2020
or	33	Brock Mathis	8-8	.321	4	7		Owens an .857 slugging percentage
1B	42	Alix Garcia	11-11	.214	1	7		Leads team with 5 doubles
2B	13	Nolan McLean	10-10	.270	2	5		Tied for team lead with 9 walks
SS	8	Matt Golda	11-11	.162	0	4		Played at Kentucky in 2020
3B	24	Christian Encarnacion-Strand	11-11	.289	5	13		Ninth nationally in home runs
RF	15	Cade Cabbiness	11-10	.182	1	4		Has 13 outfield assists in career
CF	28	Caeden Trenkle	10-10	.191	0	5		Tied for NCAA lead with four 3B in 2020
LF	17	Jake Thompson	11-10	.364	2	9		Fourth in Big 12 in batting average
DH	13	Nolan McLean	10-10	.270	2	5		Tied for team lead with 9 walks
or	27	Justin Campbell	5-3	.300	0	1		Freshman All-American in 2020

#### Starting Pitcher

R/L	No.	Player	W-L	ERA	Last Appearance	W-L	IP	H	R	ER	BB	SO
LHP	6	Parker Scott	3-0	1.06	3/5 vs. Grand Canyon	W	6.0	4	1	1	0	7
LHP	32	Justin Wroblewski	1-0	0.69	3/6 vs. Grand Canyon	W	7.0	1	0	0	2	13
RHP	3	Bryce Osmond	1-0	3.21	3/7 vs. Grand Canyon	ND	5.0	5	3	3	3	6



# 2021 COWBOY BASEBALL ROSTER

## NUMERICAL ROSTER

No.	Name	Position	B/T	Height	Weight	Year/Exp.	Hometown (Previous College/High School)
1	Hueston Morrill	INF	R/R	6-0	165	So./3rd year	Live Oak, Fla. (Suwannee HS)
3	Bryce Osmond	RHP	R/R	6-3	181	Fr./2nd year	Jenks, Okla. (Jenks HS)
4	Orlando Salinas Jr.	INF	L/R	5-11	181	Fr./1st year	Corpus Christi, Texas (King HS)
5	Dom Johnson	OF	R/R	5-8	183	Fr./1st year	Edmond, Okla. (Santa Fe HS)
6	Parker Scott	LHP	L/L	6-1	174	Jr./5th year	Flower Mound, Texas (Flower Mound HS)
7	Max Hewitt	INF	L/R	6-0	197	Sr./5th year	Midhurst, Ontario, Canada (Connors State JC/Eastview SS)
8	Matt Golda	INF	R/R	5-11	190	Jr./4th year	Acushnet, Mass. (Kentucky/Western Okla. St. JC/Inspiration Academy)
10	Eric Walker	RHP	R/R	6-0	182	Jr./5th year	Arlington, Texas (LSU/Martin HS)
12	Carson McCusker	OF	R/R	6-8	250	Sr./5th year	Sparks, Nev. (Folsom Lake CC/Spanish Springs HS)
13	Nolan McLean	RHP/INF	R/R	6-3	207	Fr./1st year	Willow Springs, N.C. (Garner HS)
14	Noah Sifrit	LHP/OF	L/L	6-0	195	Jr./4th year	Lubbock, Texas (Coronado HS)
15	Cade Cabbiness	OF	L/R	6-4	232	Sr./5th year	Bixby, Okla. (Bixby HS)
16	Conner Gore	INF	R/R	6-2	208	Fr./1st year	Enid, Okla. (Enid HS)
17	Jake Thompson	INF/OF	L/R	6-0	210	Jr./5th year	Albert Lea, Minn. (Kentucky/Palomar CC/South Dakota St./Albert Lea HS)
18	Dylan Gardner	INF	L/R	5-8	177	Jr./4th year	Stillwater, Okla. (Stillwater HS)
19	Marcus Brown	INF	L/R	5-11	190	Fr./1st year	Springdale, Ark. (Shiloh Christian HS)
22	Mitchell Stone	LHP	L/L	6-9	260	So./4th year	Edmond, Okla. (Deer Creek HS)
23	MJ Rodriguez	C/1B	R/R	5-10	258	Fr./1st year	Corpus Christi, Texas (Veterans Memorial HS)
24	Christian Encarnacion-Strand	3B	R/R	6-0	224	So./3rd year	Pleasant Hill, Calif. (Yavapai JC/College Park HS)
25	Roman Phansalkar	RHP	R/R	6-1	200	So./4th year	Edmond, Okla. (Arizona/Heritage Hall HS)
26	Jaxson Crull	OF	L/L	5-11	168	Fr./1st year	Bixby, Okla. (Bixby HS)
27	Justin Campbell	RHP/1B	L/R	6-7	221	Fr./2nd year	Simi Valley, Calif. (Simi Valley HS)
28	Caeden Trenkle	OF	L/L	5-10	179	Fr./2nd year	Hillsboro, Texas (Hillsboro HS)
30	John Kelly	RHP	R/R	5-11	192	So./3rd year	Rutherford, N.J. (Rutherford HS)
31	Nick DeNicola	C	R/R	6-0	215	Jr./5th year	East Hanover, N.J. (Paris JC/West Virginia/Seton Hall Prep)
32	Justin Wroblewski	LHP	L/L	6-1	194	So./3rd year	Canton, Ga. (State College of Florida/Clemson/Sequoiah HS)
33	Brock Mathis	C	R/R	6-2	222	Jr./4th year	Fairfield, Ohio (LSU/NW Florida State JC/Fairfield HS)
34	Zach Cable	RHP	R/R	6-0	215	Jr./5th year	Roswell, Ga. (Chattahoochee Valley CC/River Ridge HS)
35	C.J. Varela	RHP	R/R	5-10	174	Sr./5th year	Katy, Texas (Seven Lakes HS)
36	John Bay	OF	R/R	6-1	216	Fr./1st year	Shattuck, Okla. (Shattuck HS)
37	Cade Sumbler	C	R/R	5-10	176	Fr./1st year	Midlothian, Texas (Heritage HS)
38	Wyatt Cheney	RHP	R/R	6-0	185	Fr./2nd year	Bertram, Texas (Liberty Hill HS)
39	Robert Bavon	RHP	R/R	6-3	199	Fr./1st year	Little Rock, Ark. (Little Rock Catholic HS)
40	Kale Davis	RHP	R/R	6-4	224	Fr./2nd year	Oklahoma City, Okla. (Westmoore HS)
41	Colton Bowman	LHP	R/L	6-2	197	Fr./2nd year	Bullard, Texas (Bullard HS)
42	Alix Garcia	1B	R/R	6-2	225	Sr./5th year	Othello, Wash. (Central Arizona CC/Othello HS)
43	Riley Taylor	RHP	R/R	6-3	219	RS-Fr./3rd year	Haslet, Texas (V.R. Eaton HS)
44	Nate Peterson	LHP	L/L	5-10	179	So./3rd year	Lakeville, Minn. (Lakeville North HS)
45	Riley Metzger	UTL	L/R	5-10	216	Jr./4th year	Stillwater, Okla. (Hutchinson CC/Stillwater HS)
46	Paco Hernandez	RHP	R/R	6-3	212	Fr./1st year	Laredo, Texas (Alexander HS)
47	Tucker Elliott	RHP	R/R	5-11	203	So./3rd year	Allen, Okla. (Seminole State JC/Allen HS)
48	Brett Standlee	RHP	R/R	6-4	223	So./4th year	Jenks, Okla. (Jenks HS)
51	Jacob Bookout	RHP	L/R	6-5	204	Fr./1st year	Oklahoma City, Okla. (Oklahoma Christian HS)
53	Ryan Bogusz	RHP	R/R	6-2	172	Fr./2nd year	Frisco, Texas (Lone Star HS)
54	Trevor Martin	RHP	R/R	6-3	247	Fr./1st year	Asher, Okla. (Asher HS)
56	Spencer Cochran	RHP	R/R	6-3	214	RS-Fr./3rd year	Prosper, Texas (Prosper HS)

## COACHES

9	Josh Holliday – Head Coach (Ninth Season)
52	Rob Walton – Assistant Coach (Ninth Season)
2	Marty Lees – Assistant Coach (Fifth Season)
50	Matt Holliday – Volunteer Assistant Coach (Second Season)
21	Robin Ventura – Student Assistant (Second Season)
	Roland Fanning – Director of Player Development (Fourth Season)
	Victor Romero – Director of Baseball Operations (Fifth Season)
	Wes Ulm – Strength & Conditioning/Sports Performance (First Season)
	Jon, Littell, Connor Marshall & Hub Roberts – Graduate Managers



# 2021 COWBOY BASEBALL ROSTER

## ROSTER BREAKDOWN

### INFIELDERS

**First Base:** Justin Campbell, Alix Garcia, Conner, Gore, Nolan McLean, MJ Rodriguez, Jake Thompson

**Second Base:** Marcus Brown, Dylan Gardner, Matt Gola, Conner Gore, Max Hewitt, Nolan McLean, Hueston Morrill, Orlando Salinas Jr.

**Shortstop:** Matt Gola, Max Hewitt, Hueston Morrill, Orlando Salinas Jr.

**Third Base:** Marcus Brown, Christian Encarnacion-Strand, Dylan Gardner, Conner Gore, Max Hewitt, Nolan McLean, Jake Thompson

### OUTFIELDERS

**Left Field:** John Bay, Jaxson Crull, Dom Johnson, Carson McCusker, Noah Sifrit, Jake Thompson

**Center Field:** Jaxson Crull, Dom Johnson, Noah Sifrit, Caeden Trenkle

**Right Field:** John Bay, Cade Cabbiness, Dom Johnson, Carson McCusker

### BY CLASS

**Seniors (5):** Cabbiness, Garcia, Hewitt, McCusker, Varela

**Juniors (10):** Cable, DeNicola, Gardner, Gola, Mathis, Metzger, Scott, Sifrit, Thompson, Walker

**Sophomores (9):** Elliott, Encarnacion-Strand, Kelly, Morrill, Peterson, Phansalkar, Standlee, Stone, Wroblewski

**Redshirt Freshmen (2):** Cochran, Taylor

**Second-Year Freshmen (7):** Bogusz, Bowman, Campbell, Cheney, Davis, Osmond, Trenkle

**First-Year Freshmen (13):** Bavon, Bay, Bookout, Brown, Crull, Gore, Hernandez, Johnson, Martin, McLean, Rodriguez, Salinas Jr., Sumbler

### CATCHERS

Nick DeNicola, Max Hewitt, Brock Mathis, Riley Metzger, MJ Rodriguez, Cade Sumbler

### RIGHT-HANDED PITCHERS (19)

Robert Bavon, Ryan Bogusz, Jacob Bookout, Zach Cable, Justin Campbell, Wyatt Cheney, Spencer Cochran, Kale Davis, Tucker Elliott, Paco Hernandez, John Kelly, Trevor Martin, Nolan McLean, Bryce Osmond, Roman Phansalkar, Brett Standlee, Riley Taylor, C.J. Varela, Eric Walker

### LEFT-HANDED PITCHERS (5)

Colton Bowman, Nate Peterson, Noah Sifrit, Mitchell Stone, Justin Wroblewski

### BY STATE

**Oklahoma (15):** Bay, Bookout, Cabbiness, Crull, Davis, Elliott, Gardner, Gore, Johnson, Martin, Metzger, Osmond, Phansalkar, Standlee, Stone

**Texas (14):** Bogusz, Bowman, Cheney, Cochran, Hernandez, Rodriguez, Salinas Jr., Scott, Sifrit, Sumbler, Taylor, Trenkle, Varela, Walker

**Arkansas (2):** Bavon, Brown

**California (2):** Encarnacion-Strand, Campbell

**Georgia (2):** Cable, Wroblewski

**Minnesota (2):** J. Thompson, Peterson

**New Jersey (2):** DeNicola, Kelly

**Canada (1):** Hewitt

**Florida (1):** Morrill

**Massachusetts (1):** Gola

**Nevada (1):** McCusker

**North Carolina (1):** McLean

**Ohio (1):** Mathis

**Washington (1):** Garcia

## ALPHABETICAL ROSTER

No.	Name	Pos.
39	Bavon, Robert	RHP
36	Bay, John	OF
53	Bogusz, Ryan	RHP
51	Bookout, Jacob	RHP
41	Bowman, Colton	LHP
19	Brown, Marcus	INF
15	Cabbiness, Cade	OF
34	Cable, Zach	RHP
27	Campbell, Justin	RHP/1B
38	Cheney, Wyatt	RHP
56	Cochran, Spencer	RHP
26	Crull, Jaxson	OF
40	Davis, Kale	RHP
31	DeNicola, Nick	C
47	Elliott, Tucker	RHP
24	Encarnacion-Strand, Christian	3B
42	Garcia, Alix	INF
18	Gardner, Dylan	INF
8	Gola, Matt	INF
16	Gore, Conner	INF
46	Hernandez, Paco	RHP
7	Hewitt, Max	INF
5	Johnson, Dom	OF
30	Kelly, John	RHP
54	Martin, Trevor	RHP
33	Mathis, Brock	C
12	McCusker, Carson	OF
13	McLean, Nolan	RHIP/INF
45	Metzger, Riley	UTIL
1	Morrill, Hueston	INF
3	Osmond, Bryce	RHP
44	Peterson, Nate	LHP
25	Phansalkar, Roman	RHP
23	Rodriguez, MJ	C/1B
4	Salinas Jr., Orlando	INF
6	Scott, Parker	LHP
14	Sifrit, Noah	LHP/OF
48	Standlee, Brett	RHP
22	Stone, Mitchell	LHP
37	Sumbler, Cade	C
43	Taylor, Riley	RHP
17	Thompson, Jake	INF/OF
28	Trenkle, Caeden	OF
35	Varela, C.J.	RHP
10	Walker, Eric	RHP
32	Wroblewski, Justin	LHP

## PRONUNCIATION GUIDE

Bavon	Buh-von
Bogusz	bogus
DeNicola	dee-nih-cola
Encarnacion-Strand	in-car-nas-ee-own
Hueston Morrill	hue-ston more-ull
McLean	mc-lane
Phansalkar	fan-salker
Salinas	sa-lee-nus
Sifrit	sigh-frit
Wroblewski	row-bless-key

# RADIO/TV CHART



**1**  
**Hueston Morrill**  
INF • R/R • 6-0, 165  
SO • Live Oak, FL



**3**  
**Bryce Osmond**  
RHP • 6-3, 181  
FR • Tulsa, OK



**4**  
**Orlando Salinas Jr.**  
INF • L/R • 5-11, 181  
FR • Corpus Christi, TX



**5**  
**Dom Johnson**  
OF • R/R • 5-8, 183  
FR • Edmond, Okla.




**6**  
**Parker Scott**  
LHP • 6-1, 174  
JR • Flower Mound, TX




**7**  
**Max Hewitt**  
INF • L/R • 6-0, 197  
SR • Ontario, Canada




**8**  
**Matt Golda**  
INF • R/R • 5-11, 190  
JR • Acushnet, MA



**10**  
**Eric Walker**  
RHP • 6-0, 182  
JR • Arlington, TX



**12**  
**Carson McCusker**  
OF • R/R • 6-8, 250  
SR • Sparks, NV



**13**  
**Nolan McLean**  
INF/RHP • R/R • 6-3, 207  
FR • Willow Springs, NC




**14**  
**Noah Sifrit**  
OF/LHP • L/L • 6-0, 195  
JR • Lubbock, TX



**15**  
**Cade Cabbiness**  
OF • L/R • 6-4, 232  
SR • Bixby, OK



**16**  
**Conner Gore**  
INF • R/R • 6-2, 208  
FR • Enid, Okla.




**17**  
**Jake Thompson**  
INF • L/R • 6-0, 210  
JR • Albert Lea, MN




**18**  
**Dylan Gardner**  
INF • L/R • 5-8, 177  
JR • Stillwater, OK



**19**  
**Marcus Brown**  
INF • L/R • 5-11, 190  
FR • Springdale, AR



**22**  
**Mitchell Stone**  
LHP • 6-9, 260  
SO • Edmond, OK




**23**  
**MJ Rodriguez**  
1B/C • R/R • 5-10, 258  
FR • Corpus Christi, TX



**24**  
**Christian Encarnacion-Strand**  
3B • R/R • 6-0, 224  
JR • Pleasant Hill, CA



**25**  
**Roman Phansalkar**  
RHP • 6-1, 200  
SO • Edmond, OK



**26**  
**Jaxson Crull**  
OF • L/L • 5-11, 168  
FR • Bixby, OK



**27**  
**Justin Campbell**  
RHP/1B • L/R • 6-7, 221  
FR • Simi Valley, CA




**28**  
**Caeden Trenkle**  
OF • L/L • 5-10, 179  
FR • Hillsboro, TX



**30**  
**John Kelly**  
RHP • 5-11, 192  
SO • Rutherford, NJ



**31**  
**Nick DeNicola**  
C • R/R • 6-0, 215  
JR • East Hanover, NJ




**32**  
**Justin Wroblecki**  
LHP • 6-1, 197  
JR • Canton, GA



**33**  
**Brock Mathis**  
C • R/R • 6-2, 222  
JR • Fairfield, OH



**34**  
**Zach Cable**  
RHP • 6-0, 215  
JR • Roswell, GA



**35**  
**C.J. Varela**  
RHP • 5-10, 174  
SR • Katy, TX



**36**  
**John Bay**  
OF • L/R • 6-1, 216  
FR • Shattuck, OK




**37**  
**Cade Sumbler**  
C • R/R • 5-10, 176  
FR • Midlothian, TX




**38**  
**Wyatt Cheney**  
OF • L/L • 6-0, 185  
FR • Bertram, TX




**39**  
**Robert Bavon**  
RHP • 6-3, 199  
FR • Little Rock, AR



**40**  
**Kale Davis**  
RHP • 6-4, 224  
FR • Oklahoma City, OK



**41**  
**Colton Bowman**  
LHP • 6-2, 197  
FR • Bullard, TX



**42**  
**Alix Garcia**  
1B • R/R • 6-2, 225  
SR • Othello, WA



**43**  
**Riley Taylor**  
RHP • 6-3, 219  
RS-FR • Haslet, TX



**44**  
**Nate Peterson**  
LHP • 5-10, 179  
SO • Lakeville, MN



**45**  
**Riley Metzger**  
UTL • L/R • 5-10, 216  
JR • Stillwater, OK




**46**  
**Paco Hernandez**  
RHP • 6-3, 212  
FR • Laredo, TX




**47**  
**Tucker Elliott**  
RHP • 5-11, 203  
JR • Allen, OK




**48**  
**Brett Standlee**  
RHP • 6-4, 223  
SO • Jenks, OK



**51**  
**Jacob Bookout**  
RHP • 6-5, 204  
FR • Oklahoma City, OK



**53**  
**Ryan Bogusz**  
RHP • 6-2, 172  
FR • Frisco, TX



**54**  
**Trevor Martin**  
RHP • 6-3, 247  
FR • Asher, OK



**56**  
**Spencer Cochran**  
RHP • 6-3, 214  
RS-FR • Prosper, TX



**9**  
**Josh Holliday**  
Head Coach  
Ninth Season



**99**  
**Rob Walton**  
Assistant Coach  
Ninth Season



**2**  
**Marty Lees**  
Assistant Coach  
Fifth Season




**50**  
**Matt Holliday**  
Volunteer Asst. Coach  
Second Season




**21**  
**Robin Ventura**  
Student Asst. Coach  
Second Season



**Roland Fanning**  
Dir. Player Development  
Fourth Season



**Victor Romero**  
Volunteer Asst./Ops  
Fifth Season



**Eli Williams**  
Athletic Trainer  
10th Season



# O'BRATE STADIUM



Oklahoma State will begin play in its new baseball complex, O'Brate Stadium, in 2021. Work on the \$75 million project (\$60 million in construction costs), which is located at the corner of Washington Street and McElroy Road, began in February 2018 and was completed during the spring of 2020.

Named after serial entrepreneur Cecil O'Brate, who gave \$35 million toward the project, O'Brate Stadium was officially dedicated on August 14, 2020.

Inspired by Boone Pickens Stadium, the new home of the Cowboys has several amenities that cater to fans and players alike. The complex will include approximately 3,500 permanent seats, 11 suites and 420 premium seats in dedicated club and suite areas. Seating can be expanded to 7,000 as needed.

A play area and an outfield plaza space highlight the new family-friendly concepts incorporated into the design. The concourse area encompasses the entire playing field and features restroom and concession stands down the first-base and third-base lines, plus restrooms and spaces for temporary options such as food trucks in the outfield. Other features of the concourse area are tailgating tents, refreshment areas down both the right field and left field lines, a dedicated student section with special loge seating and terrace seating in the outfield that will serve families with young children and groups looking for space and the ability to move around freely while watching games.

A 2,000-square foot video board allows for top-of-the-line graphics and video content to further enhance the game day experience, and fans will benefit from a large parking lot that accommodates about 600 vehicles beyond center field. Near the right field foul pole is a space built for hosting game day birthday parties and group functions.

The playing surface is natural grass and features a top-of-the-line drainage system. A second artificial turf infield can be used for practice, and is one-third of a maximum-efficiency "training triangle" area that also includes an indoor facility and a pitching lab that allows the Cowboys to practice year-round, regardless of weather conditions, without having to utilize the ballpark's main playing surface.

There are several notable cutting-edge technology features for swing training and pitching development built into the complex, including the TrackMan system, which measures pitch velocity, exit speed, launch angle, distance and more. Additionally, pitchers will benefit from specialized equipment built for arm care and injury prevention.

Situated along the left-field line, the clubhouse and team room areas provide plush accommodations for the Cowboys, starting with a 7,400-square-foot locker room and player lounge space that has top-of-the-line lockers for each player. In that same area are a nutrition center that includes a sports performance pantry and fueling station and can accommodate the Cowboys' game day nutrition needs, a tiered-seated classroom that seats 50 and a fully modernized grand entrance that leads to the new operations center.

The operations center houses a sports medicine area with state-of-the-art hydrotherapy equipment, a modern weight room and a baseball-specific laundry center and equipment room. Former players have a dedicated space within the operations center that includes lockers they can utilize when returning to campus to continue their professional baseball training while finishing out their academic degree programs.

"Our vision was to build a facility that would allow us to develop players at the highest level, teach leadership concepts and principles, embrace the team concept and provide a first-class experience for our loyal fans and alumni," said head coach Josh Holliday. "When we set out to do this, we wanted to do it with our Stillwater community in mind and capture the same game day passion we see on display each Saturday at Boone Pickens Stadium and throughout the winter at Gallagher-Iba Arena. The end result was exactly what we wanted. We accomplished our goal, and it is beyond anything I could have envisioned."

The lead architects were Jim Hasenbeck and Joshua Hill of Studio Architecture, who have also worked on the Sherman Smith Center and the Greenwood Tennis Center in the OSU Athletic Village, along with several other facilities on campus. Hasenbeck said two of the most unique features of the new baseball stadium are the 360-degree concourse that wraps around the stadium and a glass batter's eye that allows fans to stand directly behind it and look straight back into the batter's box.

"Similar to Boone Pickens Stadium and Gallagher-Iba Arena, the ballpark was built to let the fans be right on top of the action," Hasenbeck said. "There is only about 30 feet from the back of the batter's box to the first spectator row, which is located right at field level. The student section down the left field line is only about eight feet away from the foul line. The design was influenced by Boone Pickens Stadium and much like it and the Sherman Smith Center, this ballpark uses the same modified Georgian architecture seen throughout campus – it looks like an Oklahoma State building."

Manhattan Construction Company built the facility.

The new home of Cowboy Baseball bears the name of Cecil O'Brate, who gave \$35 million toward the project.

Born in Enid, Okla., O'Brate attended Oklahoma State (then Oklahoma A&M) from 1946-48 and went on to a career as a self-made serial entrepreneur. He is the owner, developer, and operator of multiple businesses in numerous and diverse industries such as agriculture, banking, manufacturing, energy, hospitality, real estate, alternative energy, medicine, and food science.

"OSU has always had a special place in my heart," O'Brate said. "My time at what was then Oklahoma A&M provided a strong foundation for the successes I have achieved over the years. I am honored to give back to the university that gave me my start 70 years ago. When I look at OSU today, I see a university that continues to enrich and inspire students. These students will carry the traditions and heart of OSU out into the world. For that reason, I am proud to give to OSU and the new generations of Cowboys. Go Pokes!"

"This is a dream come true," said OSU head coach Josh Holliday. "This facility allows us to attract the very best players from Oklahoma and from around the nation. We are thankful to Mr. O'Brate for giving us the opportunity to offer our players and loyal fans the most amazing college baseball experience in the country. Our program has a very proud history and this facility allows us to create new traditions that will help us as we build for the future."



# GAME NOTES



## 2021 BIG 12 CONFERENCE STANDINGS

	Big 12		Overall		
	W	L	W	L	T
<b>Oklahoma State</b>	<b>0</b>	<b>0</b>	<b>10</b>	<b>0</b>	<b>1</b>
Texas Tech	0	0	10	3	
TCU	0	0	9	4	
Kansas State	0	0	8	4	
Baylor	0	0	7	4	
Texas	0	0	8	5	
West Virginia	0	0	4	3	
Kansas	0	0	5	5	
Oklahoma	0	0	6	6	

## Big 12 Weekend Schedule

### Friday

Northern Illinois vs. Kansas State (Houston)	Noon
Central Michigan at West Virginia	2 p.m.
Omaha at Kansas	3 p.m.
Arkansas State at Oklahoma	6:30 p.m.
Gonzaga at TCU	6:30 p.m.
South Carolina at Texas	6:30 p.m.
UConn at Texas Tech	6:30 p.m.

### Saturday

Central Michigan at West Virginia (DH)	10 a.m.
Northern Illinois vs. Kansas State (Houston)	11 a.m.
Omaha at Kansas (DH)	Noon
Baylor vs. UTSA (Baton Rouge, LA)	1 p.m.
Arkansas State at Oklahoma	2 p.m.
Gonzaga at TCU	2 p.m.
UConn at Texas Tech	2 p.m.
Kansas State at Rice	4 p.m.
Baylor at LSU	6:30 p.m.
South Carolina at Texas	6:30 p.m.

### Sunday

South Carolina at Texas	11 a.m.
Omaha at Kansas	1 p.m.
Gonzaga at TCU	1 p.m.
Kansas State at Rice	2 p.m.
Arkansas State at Oklahoma	2 p.m.
UConn at Texas Tech	2 p.m.

...

## 2021 Big 12 Preseason Coaches Poll

1. Texas Tech (7)	6. West Virginia
2. TCU (1)	7. Kansas State
3. Texas (1)	8. Baylor
<b>4. Oklahoma State</b>	9. Kansas
5. Oklahoma	

...

## Awards & Watch Lists

Max Hewitt	• Preseason All-Big 12
Houston Morrill	• Preseason All-Big 12
Justin Campbell	• Preseason All-Big 12
Brock Mathis	• Big 12 Co-Newcomer of Week, 3/1
Christian Encarnacion-Strand	• Big 12 Co-Newcomer of Week, 3/8

## About Oklahoma State

- OSU returns to O'Brate Stadium for a weekend showdown of top 10 teams as the ninth-ranked Cowboys host No. 2 Vanderbilt in a three-game series beginning Friday night. The Pokes are 10-0-1 on the season, including a 6-0-1 mark on their home field.
- The Cowboys are coming off a 13-5 showing in 2020, a season that was cut short in early March due to the COVID-19 global pandemic.
- OSU returns the majority of its 2020 roster in 2021, along with a talented group of newcomers in a recruiting class ranked in the top 25 nationally. Seven position players that started at least 13 games a year ago are back, and the Cowboys' entire starting weekend rotation also returns.
- The 2021 season is OSU's ninth under head coach Josh Holliday, who is 294-158-2 at his alma mater.

## About Vanderbilt

- Vanderbilt is 10-1 on the season, with all of those games being played at home.
- The Commodores are hitting .332 as a team, while their pitching staff owns a 2.00 ERA.
- Tim Corbin is in his 19th season as Vandy's head coach and owns a 763-360-1 career record; he led the Commodores to national championships in 2014 and 2019.
- Vandy's starting pitching rotation vs. the Cowboys is expected to be:

**Friday: RHP Kumar Rocker** — 3-0 with a 0.00 ERA in three starts; 25 K, 7 BB in 15.0 IP

**Saturday: RHP Jack Leiter** — In three starts is 3-0 with a 0.60 ERA; 26 K, 7 BB in 15.0 IP

**Sunday: RHP Thomas Schultz** — 1-1 with a 1.74 ERA in three outings (two starts); 14 K, 2 BB in 10.1 IP

## Cowboys vs. Commodores

Oklahoma State has faced Vanderbilt just once in program history, that coming in 2010 at the Dodger-town Classic in Los Angeles. The Commodores won that game, 7-6.

## Streakers

OSU's 9-0 start to the 2021 season was its best-ever start to a season under Josh Holliday, surpassing that of the 2014 Cowboys, who won their first seven games in Holliday's second season at the helm.

Until posting a tie in the series finale vs. Grand Canyon, the Pokes had tallied 14 consecutive victories after winning their final five games of 2020 prior to the cancellation of the season due to the COVID-19 pandemic.

The Cowboys' last loss came against Missouri State on March 3, 2020, in Stillwater.

## In The Polls

OSU has appeared in the national polls each of the first four weeks of the season, and this week the Cowboys cracked the Top 10 as they checked in at No. 9 in the *USA Today* coaches poll and No. 10 in the NCBWA rankings. The Pokes are also ranked 11th by *Collegiate Baseball*, 13th by *D1Baseball.com* and 19th by *Baseball America* and are No. 22 in the Perfect Game poll.

The Cowboys spent three weeks of the 2020 season in the national polls and peaked at No. 16 in the *Baseball America* rankings.

From March 4, 2013 to April 3, 2017, OSU was ranked in at least one national poll, a streak of 77 consecutive weeks. During that time, the Cowboys spent 18 weeks in the Top 10 and were ranked as high as No. 3 (by the NCBWA in 2014). They have finished in the top 10 in the final national polls twice in the last six seasons — 10th in 2014 and fourth in 2016.

## High Five

Oklahoma State entered the 2021 season as the fifth-winningest team in NCAA baseball history in terms of winning percentage at .661.

Team	Seasons	Wins	Losses	Ties	Pct.
1. Florida State	73	2,936	1,113	11	.725
2. Texas	124	3,526	1,336	31	.724
3. Miami (Fla.)	76	2,648	1,108	18	.704
4. Arizona State	109	2,910	1,468	8	.664
<b>5. Oklahoma State</b>	<b>109</b>	<b>2,670</b>	<b>1,367</b>	<b>5</b>	<b>.661</b>

## 2,657 & Counting

Oklahoma State began the 2021 season 14th on the NCAA's all-time Division I wins list with 2,670. The Cowboys are one of only 25 programs in Division I history to reach 2,600 victories, and of those, only four — Florida State, Miami (Fla.), Florida and Fresno State — have played fewer seasons than OSU's 109.

## One Last Ride

Due to the 2020 season being cut short by the COVID-19 pandemic, the NCAA granted eligibility for '20 seniors wishing to return and play in 2021. Five Cowboys took advantage of the opportunity, with Cade Cabbiness, Alix Garcia, Max Hewitt, Carson McCusker and C.J. Varela opting to return this season.

That group gives OSU a strong veteran presence, with Cabbiness and Varela returning for their fifth years in the program and Hewitt and McCusker their fourth; entering the '21 season, the group of Cabbiness, Garcia, Hewitt and McCusker has combined to play in 414 games for the Cowboys.



# GAME NOTES



## JOSH HOLLIDAY

**Head Coach,  
Ninth Season**

Josh Holliday returned home to Stillwater in 2012 poised to lead the Oklahoma State baseball program back to national prominence, and he has done just that over the last nine years.

Holliday took over OSU baseball on June 8, 2012, when he was named the 15th head coach in program history. The Oklahoma State alumnus and native of Stillwater had served the previous three seasons as an assistant coach at Vanderbilt and established himself as one of the nation's top assistant coaches over a span of just over a decade.

Holliday's hire has paid huge dividends as he has led the OSU program back to national prominence in his first eight seasons at the helm.

Since taking over the reins, Holliday has guided the Cowboys to seven-straight NCAA Regional appearances, three Big 12 Conference championships, including the program's first-ever regular season title, three NCAA Super Regional berths and a return to the College World Series for the first time since his playing days in 1999. During Holliday's tenure, OSU has won 284 games, the second-highest win total among Big 12 teams during that span, and has finished first or second in the conference standings five times. Holliday began laying a foundation for success immediately and that culminated with the Cowboys returning to Omaha and the College World Series in 2016.

OSU's impressive '16 run saw the Pokes make their 20th College World Series appearance, and Holliday became one of only 17 people in NCAA history to reach the CWS as both a player and head coach after playing for OSU teams in 1996 and 1999 that advanced to Omaha.

Holliday, who was named the 2016 ABCA/Diamond Midwest Regional Coach of the Year, guided OSU to a 43-22 overall record, and the Cowboys finished the season ranked No. 4 in the final national polls.

Holliday is the first former OSU player to serve as the program's head coach. A four-year letterwinner for the Cowboys from 1996-99, Holliday was a starter on Cowboy teams that made four NCAA Tournament appearances and reached the College World Series in 1996 and 1999.

During a career that spanned 256 games, which ranks second all time at OSU, Holliday compiled a career .311 batting average to go along with 53 home runs, 62 doubles and 237 RBIs. He was inducted into the OSU Baseball Hall of Fame in 2003.

Holliday was a three-time All-Big 12 performer, earning first-team honors in 1998 (at catcher) and 1999 (at third base). He was a second-team selection as a utility player in 1997 and was named the Big Eight Conference Freshman of the Year and a Freshman All-American in 1996.

Holliday was selected in the 1999 Major League Baseball Draft by Toronto in the ninth round and spent two years in the Blue Jays organization. Following his professional baseball career, Holliday returned to Stillwater and joined the OSU coaching staff, where he served as an assistant for three seasons. He was a student assistant in 2001 before joining the full-time staff the following year.

Holliday left Stillwater to continue his coaching career in 2004, and over an 11-year span, he served as an assistant coach at some of the nation's top baseball programs, serving stints on the staffs at North Carolina State, Georgia Tech, Arizona State and Vanderbilt. He coached on seven NCAA Tournament teams and three of those advanced to the College World Series (Georgia Tech in 2006, Arizona State in 2009 and Vanderbilt in 2011).

### Holliday Year-By-Year At OSU

	Overall	Big 12
2013	41-19	13-10
2014	48-18	18-6
2015	38-20	14-8
2016	43-22	16-8
2017	30-27	8-14
2018	31-26-1	16-8
2019	40-21	14-9
2020	13-5	0-0
2021	10-0-1	0-0
Totals	294-158-2 (.650)	99-63 (.611)

### THE JOSH HOLLIDAY FILE

- **1996-99:** Played at Oklahoma State
- **1999-00:** Played in Toronto Blue Jays organization
- **2001-03:** Oklahoma State assistant coach
- **2004:** North Carolina State assistant coach
- **2005-07:** Georgia Tech assistant coach
- **2008-09:** Arizona State assistant coach
- **2010-12:** Vanderbilt assistant coach
- **2013-pres.:** Oklahoma State head coach

### Omaha

The Cowboys' coaching staff is no stranger to the College World Series, with Josh Holliday, Rob Walton, Marty Lees and Robin Ventura combining for 15 CWS appearances as either a player or coach.

Prior to leading his alma mater to Omaha in 2016, Holliday previously played on a pair of CWS teams at OSU (1996 & 1999) and coached in the CWS as an assistant at Georgia Tech (2006), Arizona State (2009) and Vanderbilt (2011).

Holliday is one of only 17 people to reach the College World Series as both a player and head coach.

Walton spent four seasons as a pitcher at OSU from 1983-86, and each of those teams appeared in the CWS.

Lees was on the Oregon State staff for Beavers' teams that made three consecutive College World Series appearances from 2005-07 and won back-to-back NCAA titles in '06 and '07.

An All-American for the Cowboys, Ventura helped lead OSU to Omaha in two of his three seasons in 1986 and 1987, with the Pokes finishing as NCAA runners-up in '87.

### HOFeRs

Oklahoma State's coaching staff includes three baseball hall of famers. Josh Holliday was inducted into the Cowboy Baseball Hall of Fame in 2003, while Rob Walton joined him in 2018; Robin Ventura is a member of both the National College Baseball Hall of Fame and the Cowboy Baseball Hall of Fame.

Holliday's playing days for the Cowboys saw him hit .311 with 53 homers and 237 RBIs in 256 games, while Walton was 20-4 with a 3.74 ERA and 10 complete games in 54 appearances.

Ventura was one of the greatest hitters in college baseball history, posting an OSU-record .428 career batting average. He is also the Cowboys' career record holder in hits (329) and runs (300) while ranking second in doubles (71), home runs (68), total bases (608), RBIs (302) and slugging percentage (.792).

### Star Studded

With the addition of Matt Holliday (volunteer assistant) and Robin Ventura (student assistant) to the coaching staff, OSU has a coaching duo unique to a college baseball dugout. Between them, Holliday and Ventura played in nearly 4,000 Major League Baseball games over 31 seasons and accumulated 610 home runs, 2,402 RBIs and nine All-Star selections.

Holliday won four Silver Slugger Awards and played in three World Series, including winning a title with St. Louis in 2011, while Ventura racked up six Gold Gloves as a third baseman and also spent five seasons (2012-16) as the manager of the Chicago White Sox and led them to 375 wins.

### Baseball In Their Orange Blood

Baseball — and Oklahoma State — is a family affair for Josh Holliday.

Josh's father, Tom, served as an OSU assistant coach for 19 years then took over as the Cowboys' head coach from 1997-2003, leading the program to a College World Series appearance in 1999 (and coaching Josh in his final three college seasons). Tom spent four decades as a collegiate coach and was inducted into the OSU Cowboy Baseball Hall of Fame in 2016.

Josh's younger brother, Matt, was a Major League Baseball standout from 2004-18 who was named to seven All-Star teams in 15 career seasons with the Rockies, Athletics, Cardinals and Yankees.

Matt joined the OSU staff as a volunteer assistant in July 2019.

Josh's uncle, Dave Holliday, was an OSU assistant coach from 1981-87 and has since held a variety of roles in Major League Baseball, including his current spot as a professional scout for the Atlanta Braves.

### Building A Winner

In eight seasons as head coach at his alma mater, Josh Holliday has built a sparkling resume. Among the highlights:

- The Cowboys earned seven NCAA Regional berths, advanced to three Super Regionals and played in the College World Series for the first time since Holliday was a senior for the Cowboys in 1999.
- OSU finished first or second in the Big 12 Conference standings five times, claiming the program's first-ever regular season Big 12 title in 2014 and finishing second in 2013, 2015, 2016 and 2018.
- The Cowboys finished in the top 10 in the national rankings in 2014 (10th) and 2016 (4th) after ending the 2013 season ranked as high as No. 19. In 2019, they were ranked as high as 11th in the final polls.
- The Pokes have added three Big 12 championships to the program's total. In 2014, OSU won its first-ever Big 12 Conference regular season championship, and the 2017 club captured the second Big 12 Championship title in program history. The Cowboys also claimed the conference tourney title in 2019.
- OSU hosted NCAA Regionals in 2014 and 2015 and was the top-seeded team both times. The Cowboys were also awarded a No. 9 national seed and host and top-seed status of the NCAA Oklahoma City Regional in 2019.
- Holliday has coached 62 All-Big 12 performers, seven All-Americans, two Big 12 Pitcher of the Year honorees, a Big 12 Player of the Year and a Big 12 Newcomer of the Year.

### 13 Years

Asterisk or not due to the shortened season, Max Hewitt made history in 2020 as he became only the 18th Cowboy to hit .400 in a season and the first since Ty Wright in 2007 — Hewitt turned in a .410 batting average (25-for-61) in 18 games. An OSU player has hit .400 in season 20 times in program history.



# GAME NOTES

## COWBOY BASEBALL BY THE NUMBERS

2,670/.661	OSU entered the 2021 season, the 110th in program history, with 2,670 wins and a .661 winning percentage
188	OSU's 188 All-Big 12 selections are the most of any program in conference history
119	OSU Cowboys have earned All-American honors 119 times in the program's history
100	Career home runs by Cowboy Pete Incaviglia, an NCAA record
61	OSU's record for wins in a season, set in 1984 & 1988
58	Consecutive game hitting streak for Robin Ventura in 1987, an NCAA record
48/143	Number of home runs & RBIs for Pete Incaviglia during the 1985 season, both NCAA records
47	Number of Cowboys to earn All-Big 12 First Team honors
45	NCAA Tournament berths for OSU, the fourth-highest total all time
33	Conference championships for the Cowboys (24 Big Eight, 5 Missouri Valley, 4 Big 12)
25	Cowboys have been named first-team All-American
24	Big Eight Conference championships, a record
20	College World Series appearances by OSU, which ranks sixth all time
18	Cowboys drafted in the first round of the Major League Baseball Draft
16	OSU won an NCAA record 16-straight Big Eight Conference championships from 1981-1996
15	Top 10 finishes in Baseball America final season polls (since 1981)
7	50 win seasons by the Cowboys
6	Berths in the College World Series championship game
5	NCAA Super Regional appearances by the Cowboys – 1999, 2007, 2014, 2016, 2019
4	Cowboys in the National College Baseball Hall of Fame – Robin Ventura, Pete Incaviglia, Gary Ward & Tom Borland
3	Cowboys named Big 12 Conference Pitcher of the Year – Thomas Hatch (2016), Michael Freeman (2014) & Andrew Heaney (2012)
2	Cowboy alumni who have been Major League Baseball managers – Robin Ventura (White Sox) & John Farrell (Blue Jays, Red Sox)
2	Cowboys named Big 12 Conference Player of the Year – Zach Fish (2014) & Tyler Mach (2006)
1	National championship for OSU, in 1959
1	Golden Spikes Award winner – Robin Ventura in 1988

### Close Calls

OSU is 73-41 in one-run games under Josh Holliday, and 73 of the Cowboys' 158 losses under Holliday have come by two runs or less.

<u>Year</u>	<u>Record In 1-run Games</u>
2013	10-7
2014	11-1
2015	5-5
2016	15-8
2017	8-11
2018	8-2
2019	14-6
2020	1-1
2021	1-0

### Comeback Cowboys

Come-from-behind victories have been a trend for the Cowboys under Josh Holliday; OSU has overcome deficits to win 124 games in Holliday's nine seasons.

<u>Year</u>	<u>Come-From-Behind Wins</u>
2013	18
2014	28
2015	15
2016	9
2017	11
2018	15
2019	21
2020	4
2021	3

### Armed & Dangerous

In eight seasons under the direction of coach Rob Walton, OSU's pitching staff has turned in impressive numbers.

The Cowboys' success under Walton includes 23 All-Big 12 pitchers, two consensus first-team All-Americans, two Big 12 Pitcher of the Year winners and 22 Major League Baseball Draft picks, including a first rounder.

Here's just a sampling of how the Cowboys have performed under Walton, who was named the 2016 ABCA/*Baseball America* Assistant Coach of the Year:

- Four of OSU's pitching staffs under Walton recorded an ERA of 3.29 or lower.
- In 2016, the Cowboys led the Big 12 with 574 strikeouts, 10 shutouts and 21 saves, totals that each ranked as the second highest in a single season in school history.
- OSU's pitching staff led the Big 12 in ERA in conference-only games in 2014 (2.43) and 2015 (2.50).
- The Cowboys' 2.84 ERA in 2015 ranked eighth nationally and was the lowest by an OSU pitching staff since 1973.
- OSU recorded seven shutouts in 2013, 2014 and 2019 and had 10 in 2016, the second most in a single season in program history. Those totals also marked four of only seven times in program history the Cowboys have tallied seven shutouts or more in a season; in the 26 seasons prior to 2013, OSU reached seven shutouts only once.
- Jason Hursh was a first-round pick in the 2013 MLB Draft, Brendan McCurry (2014) and Michael Freeman (2015) were first-team All-Americans and Freeman (2015) and Thomas Hatch (2016) were named Big 12 Pitcher of the Year.
- Freeman's 1.31 ERA ranked sixth in the NCAA in 2015 and was the fifth lowest in a single season in OSU history.
- McCurry set OSU records for single-season saves (19) and career saves (27).

### Just Say No

OSU's 2021 roster includes eight players who have been Major League Baseball Draft picks.

<u>Name</u>	<u>Year Drafted</u>	<u>Team</u>	<u>Round</u>
Cade Cabbiness	2016	St. Louis	21st
Justin Campbell	2019	Houston	18th
Christian Encarnacion-Strand	2019	Seattle	34th
Carson McCusker	2017	Milwaukee	26th
Hueston Morrill	2018	Los Angeles Angels	36th
Bryce Osmond	2019	Washington	35th
Caeden Trenkle	2019	Chicago White Sox	28th
Justin Wroblewski	2018	Seattle	36th



# GAME NOTES

## COACHES CORNER

### Rob Walton

- Cowboys' pitching coach since 2013
- Makes all mound visits during games
- While at OSU has coached 16 All-Big 12 pitchers, three All-Americans, two Big 12 Pitcher of the Year honorees and 22 MLB Draft picks, including a first rounder
- 2016 ABCA/Baseball America Assistant Coach of the Year
- Spent nine seasons as Oral Roberts head coach (2004-12)
- Compiled a 367-167 record at ORU and led Golden Eagles to NCAA Tournament each year
- Coached 16 All-Americans, 14 conference players of the year and 12 conference pitchers of the year at ORU
- Coached for Team USA in 2005, 2008 & 2011
- Was head coach for Team USA club that won the 2008 FISU gold medal
- Pitched on four OSU College World Series teams at OSU from 1983-86
- Was 20-3 with a 3.74 ERA and 10 complete games in 54 appearances as a Cowboy
- Son, Donnie, was an All-American shortstop for the Cowboys from 2013-16 and made MLB debut with Seattle in 2019

### Marty Lees

- Returned to OSU's coaching staff in July 2019 season after previously serving with the Cowboys from 2013-15
- Coaches Cowboy infielders and serves as recruiting coordinator
- Third base coach
- Was head coach at Washington State from 2016-19
- Helped Oklahoma State land back-to-back recruiting classes ranked in the top five nationally in 2013 and 2014
- Named one of the nation's top 10 assistant coaches (No. 6) by Baseball America in Jan. 2013
- Spent 11 years on the coach staff at Oregon State
- Was the Beavers' associate head coach from 2010-12
- Helped coach OSU to three-straight College World Series berths from 2005-07 that included back-to-back national championships in 2006 & 2007
- Served six years as the Oregon State recruiting coordinator and each of the Beavers' signing classes during that span was ranked in the top 25 nationally

### Matt Holliday

- Cowboys' volunteer assistant coach
- Coaches Cowboy hitters and outfielders
- Shares first base coaching duties with Robin Ventura
- Played 15 big league seasons for Colorado, St. Louis, Oakland and the New York Yankees and was a seven-time All-Star selection during a career that spanned from 2004-2018
- Younger brother of OSU head coach Josh Holliday
- Played in 1,903 games during his MLB career and recorded a .299 batting average while tallying 316 home runs, 468 doubles and 1,220 RBIs
- A four-time Silver Slugger Award winner and helped lead the Cardinals to the 2011 World Series title
- Signed with Colorado after the Rockies drafted him in the seventh round of the 1998 MLB Draft

### Robin Ventura

- Second season as Cowboys' student assistant
- Shares first base coaching duties with Matt Holliday
- Three-time All-American during OSU career from 1986-88
- 1988 Golden Spikes Award winner
- National College Baseball Hall of Fame, Class of
- No. 10th overall pick in 1988 MLB Draft
- Played 16 big league seasons for Chicago White Sox, New York Mets, New York Yankees and Los Angeles Dodgers
- Two-time MLB All-Star
- Won six Gold Glove Awards as a third baseman
- 18 grand slams are fifth most in MLB history
- Chicago White Sox manager from 2012-16

## Go Pro

During Josh Holliday's tenure as head coach, Oklahoma State has had 46 players selected in the Major League Baseball Draft. Fourteen of those Cowboys were picked in the top 10 rounds, including 2013 first-rounder Jason Hursh.

In 2016, OSU tied a program record with 11 MLB Draft picks. (The 2007 Cowboys also had 11 draftees). The 11 draft picks tied the Cowboys with Mississippi State for the third most of any Division I program in 2016 behind only Texas A&M (13) and Southern California (12). Five of those went in the first 10 rounds, which marked the most top-10-round picks for OSU since five Pokes were taken in the top-10 rounds in 2008. Seven of the OSU players drafted were pitchers.

In 2019, OSU's eight draft picks tied for the ninth most of any Division I program; all eight were selected in the first 30 rounds, tying the Cowboys for the fifth-highest total in Division I.

### Year OSU Draft Picks

2013	2
2014	5
2015	8
2016	11
2017	6
2018	5
2019	8
2020	1

## Preseason Picks

OSU was picked to finish fourth in the Big 12 standings in a preseason vote of the league's head coaches, who also named three Cowboys to the Preseason All-Big 12 Team.

The coaches tabbed infielders Max Hewitt and Hueston Morrill as all-conference picks, while Justin Campbell was named to the team as a utility player.

Hewitt finished second in the Big 12 with a .410 batting average in 2020 and had career highs in extra-base hits and RBIs despite the shortened season, while Morrill has started 75 games on the infield over the last two seasons and was an honorable mention All-Big 12 performer as a freshman.

Campbell was a standout on the mound and at the plate as a freshman last season, hitting .414 with a pair of three-RBI games in limited duty, while ranking second on the team with 22 strikeouts as a part of OSU's weekend rotation.

## Glimpse Of A Bright Future

Two Cowboys earned Freshman All-American status following the shortened 2020 season, with outfielder Caeden Trenkle and two-way standout Justin Campbell collecting honors from *Collegiate Baseball*.

In 18 games, Trenkle hit .333 with three home runs, 16 RBIs and a team-high .623 slugging percentage, and he tied for the NCAA lead with four triples while ranking third nationally with five sacrifice bunts.

Campbell starred both on the mound and at the plate. Offensively, he appeared in 10 games and hit .414 with a homer and seven RBIs. He had a pair of three-RBI games and hit safely in five of his last six games in the lineup.

On the bump, the right-handed Campbell was in the weekend starting rotation the entire season and went 1-2 with a 4.43 ERA in four starts while recording 22 strikeouts in 20 1/3 innings. In his final outing of the season, he tossed eight shutout innings against BYU and racked up nine strikeouts.

## Back On The Bump

Parker Scott is back for a fifth season with the Cowboys, and the southpaw is expected to lead OSU's starting rotation. He is ranked No. 69 on *D1Baseball.com*'s Preseason Power Rankings: Top 150 Starting Pitchers for college baseball in 2021.

Scott struggled with injuries that cost him the majority of his first two seasons in Stillwater but showed what he could do when healthy over the last two seasons.

Scott pitched in six games as a freshman in 2017, starting twice, before an arm injury ended his season. He suffered another setback when he underwent Tommy John Surgery that November that caused him to redshirt in 2018.

After two years between appearances (March 12, 2017-March 10, 2019), Scott made 15 appearances in 2019, eight as a starter, and go 3-1 with a 2.18 ERA and 51 strikeouts in 45 1/3 innings. He led the Big 12 in conference-only games with a 1.11 ERA while racking up 31 strikeouts in 24 1/3 innings of work.

In four starts in 2020, Scott was 3-1 with a 2.16 ERA and tallied 31 strikeouts in 25 innings.

Scott is 3-0 with a 1.06 ERA and 20 strikeouts in 17.0 innings in his three outings this season.

## Four Sure

OSU has used four starting pitchers this season — Parker Scott, Justin Wroblewski, Bryce Osmond and Justin Campbell — and that group has combined to go 7-0 with a 1.33 ERA and 83 strikeouts in 61.0 innings.

Both Wroblewski and Campbell are coming off career outings. Campbell struck out 14 in seven shutout innings at Oral Roberts, which came on the heels of a six-inning, 13-strikeout effort at Missouri State, and Wroblewski racked up 13 punchouts and allowed only one hit in seven scoreless frames vs. Grand Canyon.

Campbell is the national leader in strikeouts with 32.

# GAME NOTES

## COWBOYS IN THE PROS



Name (Yrs. at OSU)	Team
Thomas Hatch, RHP (2014-15)	Blue Jays
Andrew Heaney, LHP (2010-12)	Angels
Tyler Lyons, LHP (2007-10)	Yankees
Donnie Walton, INF (2013-16)	Mariners



### Triple A

Blake Battenfield, RHP (2014-17)	Charlotte (White Sox)
Trey Cobb, RHP (2014-17)	Syracuse (Mets)
Brendan McCurry, RHP (2013-14)	Round Rock (Astros)
Jordy Mercer, SS (2006-08)	Rochester (Nationals)
Remey Reed, RHP (2015-16)	Jacksonville (Marlins)
Collin Theroux, C (2016)	Midland (Athletics)
Garrett Williams, LHP (2014-16)	Memphis (Cardinals)

### Double A

Carson Teel, LHP (2016-18)	Harrisburg (Nationals)
----------------------------	------------------------

### High-A

Garrett Bengel, INF (2016-17)	Greenville (Red Sox)
Jonathan Heasley, RHP (2017-18)	Quad Cities (Royals)
Matt Kroon, INF (2018)	Jersey Shore (Phillies)
Jake Lyons, RHP (2019)	Aberdeen (Orioles)

### Class A

Peyton Battenfield, RHP (2017-19)	Bowling Green (Astros)
Andrew Navigato, SS (2019)	Connecticut (Tigers)

### Low-A

Reza Aleaziz, RHP (2018)	Rancho Cucamonga (Dodgers)
Brady Basso, LHP (2017-19)	Stockton (Athletics)
Logan Gagg, RHP (2019)	Palm Beach (Cardinals)

Trevor Boone, OF (2017-19)	Rockies organization
Jensen Elliott, RHP (2016-19)	Orioles organization
Colin Simpson, C (2016-19)	Rockies organization

## Wherever We Go

A breakdown by venue of the Cowboys' record under Josh Holliday.

Year	Home	Away	Neutral
2013	24-7	9-7	8-5
2014	25-10	13-4	10-4
2015	19-8	9-9	10-3
2016	18-7	19-8	6-7
2017	16-14	6-10	8-3
2018	12-10-1	15-14	4-2
2019	19-7	12-11	9-3
2020	10-1	2-2	1-2
2021	6-0-1	4-0	0-0
<b>Totals</b>	<b>149-64-2 (.698)</b>	<b>89-65 (.578)</b>	<b>56-29 (.659)</b>



## You Always Remember Your First

Oklahoma State was set to open O'Brate Stadium against TCU on March 20, 2020, but due to the global COVID-19 pandemic, the remainder of the '20 season was canceled on March 12.

After nearly a year of waiting, the Cowboys finally took the field for a game at O'Brate on Feb. 24, 2021 against Little Rock.

OSU celebrated opening day with a 7-2 victory in front of a limited-capacity crowd of 2,635.

Notable firsts from the opening game at O'Brate Stadium included:

- **First first pitch:** Cecil O'Brate, the 92-year old entrepreneur and stadium namesake, who gave \$35 million towards the complex.
- **First at-bat:** Little Rock's Eldrige Figueroa
- **First strikeout:** OSU pitcher Justin Campbell, who struck out the first three batters in the Little Rock lineup in the first inning.
- **First base runner:** OSU's Matt Golda, who was hit by a pitch to lead off the bottom of the first.
- **First base on balls:** The Cowboys' Jake Thompson drew a one-out walk on four pitches in the first inning.
- **First hit:** Little Rock's Canyon McWilliams, who singled in the second inning.
- **First OSU hit:** Cade Cabbiness, who delivered a double to left-center field in the bottom of the second.
- **First RBI:** The Cowboys' Hueston Morrill, who drove in OSU's first run with a single in the second inning.
- **First run scored:** Alix Garcia, who crossed the plate in the bottom of the second following a single by Hueston Morrill.
- **First home run:** OSU's Alix Garcia, who smashed a solo shot to right field in the fifth.
- **First stolen base:** Matt Golda, who swiped second base in the fifth.
- **First winning pitcher:** OSU right-hander Wyatt Cheney, who came out of the Cowboy bullpen and worked two innings while striking out three.
- **First walk-off:** Cowboy pinch hitter Justin Campbell's one-out single in the bottom of the ninth plated Dom Johnson from first to give OSU a 3-2 victory over Illinois State on Feb. 26.
- **First shutout:** OSU used four pitchers in a 6-0 blanking of Illinois State on Feb. 28 as Bryce Osmond, C.J. Varela, Tucker Elliott and Roman Phansalkar combined for the shutout.
- **First (and hopefully last!) tie:** OSU and Grand Canyon played to a rare tie in the series finale as the game was called after nine innings with the score 4-4 due to GCU's travel curfew.



# COWBOYS IN THE RANKINGS

## Baseball America (March 8)

1. Arkansas	10-0
2. Mississippi State	8-3
3. Vanderbilt	9-1
4. Ole Miss	10-2
5. Miami (FL)	5-4
6. Florida	9-3
7. Georgia Tech	8-3
8. UCLA	8-3
9. TCU	8-3
10. South Carolina	10-0
11. Texas Tech	8-3
12. Virginia Tech	7-2
13. Boston College	8-2
14. East Carolina	9-2
15. Louisville	7-4
16. Arizona	10-2
17. Oregon State	10-1
18. North Carolina	7-3
<b>19. Oklahoma State</b>	<b>9-0-1</b>
20. Texas	7-5
21. Virginia	6-4
22. Michigan	2-1
23. Tennessee	11-2
24. Alabama	10-2
25. Florida Atlantic	8-2

## USA Today (March 8)

1. Arkansas	10-0
2. Vanderbilt	9-1
3. Ole Miss	10-2
4. Mississippi State	8-3
5. Florida	9-3
6. UCLA	8-3
7. Texas Tech	8-3
8. South Carolina	10-0
<b>9. Oklahoma State</b>	<b>9-0-1</b>
10. Georgia Tech	8-3
11. TCU	8-3
12. Louisville	7-4
13. Miami (FL)	5-4
14. Tennessee	11-2
15. East Carolina	9-2
16. Oregon State	10-1
17. Arizona	10-2
18. Boston College	8-2
19. Virginia Tech	7-2
20. LSU	9-3
21. Texas	7-5
22. Florida Atlantic	8-2
23. Alabama	10-2
24. UC Santa Barbara	6-5
25. Notre Dame	4-2

## NCBWA (March 8)

1. Arkansas	10-0
2. Vanderbilt	9-1
3. Ole Miss	10-2
T-4. Florida	9-3
T-4. Mississippi State	8-3
6. UCLA	8-3
7. South Carolina	10-0
8. Miami (FL)	5-4
9. Texas Tech	8-3
<b>10. Oklahoma State</b>	<b>9-0-1</b>
11. TCU	8-3
12. Louisville	7-4
13. Georgia Tech	8-3
14. East Carolina	9-2
15. Tennessee	11-2
16. Oregon State	10-1
17. Arizona	10-2
18. LSU	9-3
19. Texas	7-5
20. UC Santa Barbara	6-5
21. Boston College	8-2
T-22. Alabama	10-2
T-22. Florida Atlantic	8-2
24. Virginia Tech	7-2
25. Virginia	6-5
26. Georgia	9-3
27. Arizona State	8-2
28. Dallas Baptist	8-3
29. Oregon	6-2
T-30. Stanford	7-1
T-30. West Virginia	4-3

## Collegiate Baseball (March 8)

1. Arkansas	10-0
2. Vanderbilt	9-1
3. Florida	9-3
4. Ole Miss	10-2
5. South Carolina	10-0
6. Texas Tech	8-3
7. Georgia	9-3
8. Mississippi State	8-3
9. East Carolina	9-2
10. UCLA	8-3
<b>11. Oklahoma State</b>	<b>9-0-1</b>
12. Georgia Tech	8-3
13. Arizona	10-2
14. Louisville	7-4
15. LSU	9-3
16. Miami (FL)	5-4
17. Oregon State	10-1
18. Arizona State	8-2
19. Michigan	2-1
20. TCU	8-3
21. Oregon	6-2
22. Virginia Tech	7-2
23. North Carolina	7-3
24. Alabama	10-2
25. South Illinois	11-0
26. UC Santa Barbara	6-5
27. Florida Atlantic	8-2
28. Tennessee	11-2
29. Dallas Baptist	8-3
30. Ball State	6-4

## D1Baseball (March 8)

1. Arkansas	10-0
2. Vanderbilt	9-1
3. Mississippi State	8-3
4. Ole Miss	7-2
5. Florida	9-3
6. UCLA	8-3
7. Georgia Tech	8-3
8. Miami (FL)	5-4
9. Texas Tech	8-3
10. Louisville	7-4
11. TCU	8-3
12. South Carolina	10-0
<b>13. Oklahoma State</b>	<b>9-0-1</b>
14. East Carolina	9-2
15. Tennessee	11-2
16. Oregon State	10-1
17. Boston College	8-2
18. Virginia Tech	7-2
19. Texas	7-5
20. Florida Atlantic	8-2
21. LSU	9-3
22. UC Santa Barbara	6-5
23. West Virginia	4-3
24. Arizona	10-2
25. Notre Dame	4-2

## Perfect Game (March 8)

1. Arkansas	10-0
2. Florida	9-3
3. Ole Miss	10-2
4. Vanderbilt	9-1
5. Mississippi State	8-3
6. Miami (FL)	5-4
7. Texas Tech	8-3
8. Georgia Tech	8-3
9. Louisville	7-4
10. East Carolina	9-2
11. UCLA	8-3
12. South Carolina	10-0
13. Arizona	10-2
14. Indiana	3-1
15. Arizona State	8-2
16. TCU	8-3
17. Boston College	8-2
18. LSU	9-2
19. Michigan	2-1
20. Florida Atlantic	8-2
21. Oregon State	10-1
<b>22. Oklahoma State</b>	<b>9-0-1</b>
23. Ohio State	3-1
24. Virginia	6-5
25. Virginia Tech	7-2

## Cowboys Week-By-Week In The National Polls

	Baseball America	USA Today	NCBWA	Collegiate Baseball	D1Baseball	Perfect Game
Preseason	NR	18	27	17	20	NR
Feb. 22/23	NR	18	20	17	20	NR
March 1	NR	15	14	11	15	NR
March 8	19	9	10	11	13	22





## 2021 STATISTICS

Record: 10-0-1 Home: 6-0-1 Away: 4-0 Big 12 Conf.: 0-0

Player	avg	gp-gs	ab	r	h	2b	3b	hr	rbi	tb	slg%	bb	hp	so	gdp	ob%	sf	sh	sb-att	po	a	e	fld%
17 Thompson, Jake	.364	11-10	33	6	12	2	0	2	9	20	.606	9	3	3	0	.522	1	0	1-1	14	0	0	1.000
33 Mathis, Brock	.321	8-8	28	7	9	3	0	4	7	24	.857	2	0	8	2	.355	1	0	0-1	71	4	0	1.000
24 Enc.-Strand, Chris.	.289	11-11	45	11	13	3	0	5	13	31	.689	1	3	9	0	.347	0	0	1-1	8	17	4	.862
13 McLean, Nolan	.270	10-10	37	10	10	2	0	2	5	18	.486	9	1	10	0	.426	0	0	0-0	6	3	1	.900
42 Garcia, Alix	.214	11-11	42	4	9	5	0	1	7	17	.405	5	1	18	0	.313	0	0	0-0	79	5	0	1.000
7 Hewitt, Max	.200	10-7	30	5	6	1	0	1	7	10	.333	4	1	7	0	.314	0	2	1-1	68	17	0	1.000
28 Trenkle, Caeden	.191	11-11	47	5	9	2	1	0	5	13	.277	5	0	15	0	.269	0	1	0-1	11	0	0	1.000
15 Cabbiness, Cade	.182	11-10	33	6	6	3	1	1	4	14	.424	5	1	15	0	.300	1	0	1-1	14	1	1	.938
8 Golda, Matt	.162	11-11	37	5	6	2	0	0	4	8	.216	5	1	10	1	.279	0	2	1-1	16	27	0	1.000
-----																							
1 Morrill, Hueston	.308	4-4	13	4	4	1	0	0	2	5	.385	3	2	3	0	.500	0	0	1-1	5	12	0	1.000
27 Campbell, Justin	.300	5-3	10	2	3	1	0	0	1	4	.400	2	0	1	0	.417	0	0	0-0	0	1	1	.500
5 Johnson, Dom	.143	3-3	7	2	1	0	0	0	0	1	.143	2	0	5	0	.333	0	2	0-0	1	0	0	1.000
14 Sifrit, Noah	.000	10-0	1	2	0	0	0	0	0	0	.000	0	0	0	0	.000	0	0	0-0	0	0	0	.000
19 Brown, Marcus	.000	2-0	1	0	0	0	0	0	0	0	.000	0	0	0	0	.000	0	0	0-0	1	0	0	1.000
18 Gardner, Dylan	.000	3-0	0	2	0	0	0	0	0	0	.000	0	0	0	0	.000	0	0	0-0	0	0	0	.000
31 DeNicola, Nick	.000	1-0	0	0	0	0	0	0	0	0	.000	0	1	0	0	1.000	0	0	0-0	0	0	0	.000
Totals	.242	11	364	71	88	25	2	16	64	165	.453	52	14	104	3	.356	3	7	6-8	297	100	8	.980
Opponents	.227	11	365	22	83	15	2	3	20	111	.304	42	10	140	6	.322	2	5	8-12	280	80	13	.965

LOB - Team (89), Opp (105). DPs turned - Team (7), Opp (5). IBB - Team (3), Thompson, J. 2, Cabbiness 1, Opp (1).

## (All games Sorted by Earned run avg)

Player	era	w-l	app	gs	cg	sho	sv	ip	h	r	er	bb	so	2b	3b	hr	b/avg	wp	hp	bks	sfa	sha
27 Campbell, Justin	0.53	2-0	3	3	0	0/2	0	17.0	12	1	1	6	32	2	0	0	.200	0	2	0	0	1
32 Wroblewski, Justin	0.69	1-0	3	2	0	0/1	0	13.0	8	1	1	5	18	1	0	1	.182	1	0	0	0	2
6 Scott, Parker	1.06	3-0	3	3	0	0/0	0	17.0	14	2	2	3	20	2	1	0	.222	1	1	0	0	0
3 Osmond, Bryce	3.21	1-0	3	3	0	0/1	0	14.0	13	5	5	7	13	2	1	0	.250	2	2	0	1	0
-----																						
34 Cable, Zach	0.00	0-0	4	0	0	0/2	0	3.0	1	0	0	5	5	0	0	0	.100	1	0	0	0	0
22 Stone, Mitchell	0.00	0-0	2	0	0	0/1	0	1.2	2	0	0	0	2	0	0	0	.286	1	0	0	0	0
41 Bowman, Colton	0.00	0-0	3	0	0	0/1	0	1.1	1	0	0	2	2	0	0	0	.200	0	0	0	0	0
47 Elliott, Tucker	0.00	0-0	1	0	0	0/1	0	1.0	1	0	0	0	1	1	0	0	.250	0	0	0	0	0
35 Varela, C.J.	0.00	0-0	1	0	0	0/1	0	1.0	1	0	0	0	0	0	0	0	.333	0	0	0	0	0
54 Martin, Trevor	1.29	1-0	4	0	0	0/1	0	7.0	4	1	1	3	7	1	0	0	.167	1	1	0	0	0
48 Standlee, Brett	1.50	1-0	6	0	0	0/2	2	6.0	4	1	1	1	13	2	0	0	.200	0	0	0	0	1
38 Cheney, Wyatt	2.45	1-0	2	0	0	0/1	0	3.2	2	1	1	1	7	0	0	1	.167	0	2	0	0	0
40 Davis, Kale	3.18	0-0	4	0	0	0/1	0	5.2	8	3	2	5	11	3	0	0	.296	0	0	0	1	0
30 Kelly, John	8.10	0-0	3	0	0	0/0	0	3.1	4	3	3	1	5	0	0	1	.267	0	2	0	0	0
25 Phansalkar, Roman	8.31	0-0	3	0	0	0/1	0	4.1	8	4	4	3	4	1	0	0	.421	0	0	0	0	1
Totals	1.91	10-0	11	11	0	4/4	2	99.0	83	22	21	42	140	15	2	3	.227	7	10	0	2	5
Opponents	5.69	0-10	11	11	0	0/0	0	93.1	88	71	59	52	104	25	2	16	.242	8	14	3	3	7

PB - Team (3), Mathis 2, Hewitt 1, Opp (4). Pickoffs - Team (3), Scott 2, Osmond 1. SBA/ATT - Mathis (7-8), Osmond (3-4), Hewitt (1-3), Campbell (0-2), Phansalkar (2-2), Martin, T. (1-2), Wroblewski (1-1), Stone (1-1).



# 2021 SUMMARY

Score by innings	1	2	3	4	5	6	7	8	9	Total
Oklahoma State	10	6	4	13	6	12	5	11	4	71
Opponents	2	1	3	2	5	1	3	0	5	22

## Record when ...

Overall	10-0-1	After 6 leading	9-0
Conference	0-0	..... trailing	0-0
Non-Conference	10-0-1	..... tied	1-0-1
Home games	6-0-1	After 7 leading	10-0
Away games	4-0	..... trailing	0-0
Neutral site	0-0	..... tied	0-0-1
Day games	9-0-1	After 8 leading	10-0
Night games	1-0	..... trailing	0-0
vs Left starter	3-0-1	..... tied	0-0-1
vs Right starter	7-0		
1-Run games	1-0	Hit 0 home runs	3-0
2-Run games	1-0	... 1 home run	3-0
5+Run games	7-0	... 2+ home runs	4-0-1
Extra innings	0-0		
Shutouts	4-0	Opponent 0 home runs	7-0-1
		..... 1 home run	3-0
Scoring 0-2 runs	0-0	..... 2+ HRs	0-0
..... 3-5 runs	4-0-1		
..... 6-9 runs	4-0	Made 0 errors	5-0
..... 10+ runs	2-0	.... 1 error	4-0
		.... 2+ errors	1-0-1
Opponent 0-2 runs	8-0		
..... 3-5 runs	1-0-1	Opp. made 0 errors	3-0
..... 6-9 runs	1-0	..... 1 error	4-0-1
..... 10+ runs	0-0	..... 2+ errors	3-0
Scored in 1st inning	4-0-1	Out-hit opponent	4-0
Opp. scored in 1st	0-0-1	Out-hit by opponent	4-0-1
Scores first	7-0	Hits are tied	2-0
Opp. scores first	3-0-1		

## Record when team scores:

Runs	0	1	2	3	4	5	6	7	8	9	10+
W-L	0-0	0-0	0-0	3-0	0-0	1-0	1-0	2-0	1-0	0-0	2-0

## Record when opponent scores:

Runs	0	1	2	3	4	5	6	7	8	9	10+
W-L	4-0	1-0	3-0	0-0	0-0	1-0	1-0	0-0	0-0	0-0	0-0

## Record when leading after:

Inn.	1	2	3	4	5	6	7	8
W-L	4-0	5-0	7-0	9-0	9-0	9-0	10-0	10-0

## Record when trailing after:

Inn.	1	2	3	4	5	6	7	8
W-L	0-0	1-0	2-0	0-0	0-0	0-0	0-0	0-0

## Record when tied after:

Inn.	1	2	3	4	5	6	7	8
W-L	6-0	4-0	1-0	1-0	1-0	1-0	0-0	0-0

Current winning streak: 10  
 Longest winning streak: 10  
 Longest losing streak: 0

Home attendance : 18196 ( 7 dates avg = 2599 )  
 Away attendance : 4489 ( 4 dates avg = 1122 )  
 Total attendance: 22685 ( 11 dates avg = 2062 )

# 2021 MISCELLANEOUS

Multiple Hit Games	2	3	4	5+	Total
28 Trenkle, Caeden	3	-	-	-	3
24 Enc.-Strand, Chris.	2	1	-	-	3
13 McLean, Nolan	3	-	-	-	3
33 Mathis, Brock	1	1	-	-	2
42 Garcia, Alix	1	1	-	-	2
8 Golda, Matt	1	-	-	-	1
7 Hewitt, Max	1	-	-	-	1
15 Cabbiness, Cade	1	-	-	-	1
17 Thompson, Jake	-	1	-	-	1
1 Morrill, Hueston	-	1	-	-	1
TEAM	13	5	0	0	18

Multiple RBI Games	2	3	4	5+	Total
24 Enc.-Strand, Chris.	1	3	-	-	4
17 Thompson, Jake	2	1	-	-	3
42 Garcia, Alix	2	-	-	-	2
28 Trenkle, Caeden	2	-	-	-	2
33 Mathis, Brock	-	1	-	-	1
7 Hewitt, Max	-	-	1	-	1
8 Golda, Matt	1	-	-	-	1
15 Cabbiness, Cade	-	1	-	-	1
TEAM	8	6	1	0	15

Hitting Streaks	Longest	Current
17 Thompson, Jake	10	10
42 Garcia, Alix	6	-
13 McLean, Nolan	6	1
33 Mathis, Brock	5	-
24 Enc.-Strand, Chris.	5	2
28 Trenkle, Caeden	3	3
15 Cabbiness, Cade	3	-
7 Hewitt, Max	2	2
8 Golda, Matt	2	2
27 Campbell, Justin	2	1
1 Morrill, Hueston	2	-
5 Johnson, Dom	1	-

Reached Base Streaks	Longest	Current
17 Thompson, Jake	11	11
13 McLean, Nolan	7	2
42 Garcia, Alix	6	2
33 Mathis, Brock	6	6
8 Golda, Matt	5	2
27 Campbell, Justin	5	5
7 Hewitt, Max	5	5
28 Trenkle, Caeden	5	5
24 Enc.-Strand, Chris.	5	2
15 Cabbiness, Cade	5	1
1 Morrill, Hueston	4	4
5 Johnson, Dom	2	-
31 DeNicola, Nick	1	1





# 2021 STARTING LINEUPS

## OSU RECORD BY STARTERS

### PITCHER:

6 Scott, Parker	3	(3-0)
3 Osmond, Bryce	3	(2-0)
27 Campbell, Justin	3	(3-0)
32 Wroblewski, Justin	2	(2-0)

### CATCHER:

33 Mathis, Brock	7	(6-0)
7 Hewitt, Max	4	(4-0)

### FIRST BASE:

42 Garcia, Alix	11	(10-0)
-----------------	----	--------

### SECOND BASE:

13 McLean, Nolan	4	(3-0)
8 Golda, Matt	4	(4-0)
7 Hewitt, Max	3	(3-0)

### THIRD BASE:

24 Enc.-Strand, Chris	11	(10-0)
-----------------------	----	--------

### SHORTSTOP:

8 Golda, Matt	7	(6-0)
1 Morrill, Hueston	4	(4-0)

### LEFT FIELD:

17 Thompson, Jake	10	(9-0)
5 Johnson, Dom	1	(1-0)

### CENTER FIELD:

28 Trenkle, Caeden	11	(10-0)
--------------------	----	--------

### RIGHT FIELD:

15 Cabbiness, Cade	10	(9-0)
5 Johnson, Dom	1	(1-0)

### DESIGNATED HITTER:

13 McLean, Nolan	6	(6-0)
27 Campbell, Justin	3	(3-0)
5 Johnson, Dom	1	(0-0)
33 Mathis, Brock	1	(1-0)

## BY POSITION

Opponent	P	C	1B	2B	3B	SS	LF	CF	RF	DH
Wichita State	Scott	Hewitt	Garcia	Golda	Enc.-Strand	Morrill	Thompson	Trenkle	Cabbiness	Campbell
Wichita State	Osmond	Mathis	Garcia	Golda	Enc.-Strand	Morrill	Thompson	Trenkle	Johnson	McLean
Little Rock	Campbell	Hewitt	Garcia	Golda	Enc.-Strand	Morrill	Thompson	Trenkle	Cabbiness	McLean
Illinois State	Wroblewski	Mathis	Garcia	Golda	Enc.-Strand	Morrill	Johnson	Trenkle	Cabbiness	McLean
Illinois State	Scott	Mathis	Garcia	Hewitt	Enc.-Strand	Golda	Thompson	Trenkle	Cabbiness	McLean
Illinois State	Osmond	Mathis	Garcia	Hewitt	Enc.-Strand	Golda	Thompson	Trenkle	Cabbiness	McLean
Missouri State	Campbell	Mathis	Garcia	Hewitt	Enc.-Strand	Golda	Thompson	Trenkle	Cabbiness	McLean
Grand Canyon	Scott	Hewitt	Garcia	McLean	Enc.-Strand	Golda	Thompson	Trenkle	Cabbiness	Campbell
Grand Canyon	Wroblewski	Mathis	Garcia	McLean	Enc.-Strand	Golda	Thompson	Trenkle	Cabbiness	Campbell
Grand Canyon	Osmond	Mathis	Garcia	McLean	Enc.-Strand	Golda	Thompson	Trenkle	Cabbiness	Johnson
Oral Roberts	Campbell	Hewitt	Garcia	McLean	Enc.-Strand	Golda	Thompson	Trenkle	Cabbiness	Mathis

\* Pinch-hitter in OSU DH spot's first at-bat of game with pitcher listed in starting lineup



# 2021 STARTING LINEUPS/HOLLIDAY vs. THE NATION

## HOLLIDAY RECORD VS. OPPONENTS

<b>Team</b>	<b>Record</b>
Abilene Christian	4-0
Alcorn State	6-0
Arizona	1-3
Arizona State	7-5
Arkansas	2-2
Auburn	0-1
<b>Baylor</b>	<b>11-9</b>
Binghamton	1-0
Bowling Green	1-0
BYU	3-0
Cal State Fullerton	2-0
<b>Central Arkansas</b>	<b>2-3</b>
Clemson	2-0
Creighton	1-0
Dallas Baptist	6-2
Eastern Michigan	1-2
Gonzaga	1-0
<b>Grand Canyon</b>	<b>7-4-1</b>
Harvard	1-0
Illinois	1-3
<b>Illinois State</b>	<b>3-0</b>
Indiana State	2-1
Incarnate Word	3-0
Iona	4-0
Iowa	2-4
<b>Kansas</b>	<b>13-9</b>
<b>Kansas State</b>	<b>19-3</b>
Lamar	1-2
<b>Little Rock</b>	<b>6-1</b>
Louisville	0-1
Loyola Marymount	2-1
Manhattan	1-0
Marist	2-0
Miami (Fla.)	1-1
Michigan	5-2
<b>Missouri State</b>	<b>11-2</b>
NJIT	3-0
Nebraska	5-0
New Mexico	4-1
North Carolina	0-3
Northwestern State	3-0
Oakland	3-1
<b>Oklahoma</b>	<b>23-7</b>
<b>Oral Roberts</b>	<b>4-10</b>
Oregon State	3-1
Pacific	1-0
Prarie View A&M	2-0
Rutgers	1-0
Saint Louis	2-1
San Diego	1-2
Seton Hall	0-1-1
South Carolina	2-0
South Florida	2-0
South Dakota State	2-1
Southeastern Louisiana	2-1
Southeastern Oklahoma State	1-0
Stephen F. Austin	2-1
St. John's	1-1
Stetson	0-2
<b>TCU</b>	<b>14-13</b>
<b>Texas</b>	<b>18-9</b>
Texas A&M	1-0
Texas State	4-2
<b>Texas Tech</b>	<b>10-16</b>
UCLA	0-2
USC	1-0
UT Rio Grande Valley (UTPA)	7-2
Utah	1-0
Washington	1-0
Washington State	1-0
<b>West Virginia</b>	<b>14-11</b>
Western Illinois	2-0
<b>Wichita State</b>	<b>10-3</b>
Wright State	2-1
UConn	1-1
UC Davis	2-1
UC Irvine	0-2
UC Santa Barbara	1-0
UT Arlington	2-1

**Bold** indicates 2021 opponent

## BY BATTING ORDER

<b>Opponent</b>	<b>1</b>	<b>2</b>	<b>3</b>	<b>4</b>	<b>5</b>	<b>6</b>	<b>7</b>	<b>8</b>	<b>9</b>
Wichita State	Morrill	Trenkle	Thompson	Campbell	Hewitt	Garcia	Cabbiness	Enc.-Strand	Golda
Wichita State	Golda	Trenkle	McLean	Garcia	Thompson	Enc.-Strand	Mathis	Morrill	Johnson
Little Rock	Golda	Trenkle	Thompson	McLean	Hewitt	Enc.-Strand	Garcia	Cabbiness	Morrill
Illinois State	Golda	Trenkle	McLean	Garcia	Mathis	Enc.-Strand	Johnson	Morrill	Cabbiness
Illinois State	Golda	Trenkle	McLean	Hewitt	Enc.-Strand	Thompson	Garcia	Cabbiness	Mathis
Illinois State	Trenkle	Hewitt	McLean	Thompson	Enc.-Strand	Garcia	Mathis	Cabbiness	Golda
Missouri State	Trenkle	Hewitt	McLean	Thompson	Enc.-Strand	Garcia	Mathis	Cabbiness	Golda
Grand Canyon	Trenkle	Hewitt	McLean	Thompson	Enc.-Strand	Campbell	Garcia	Cabbiness	Golda
Grand Canyon	Trenkle	McLean	Thompson	Enc.-Strand	Campbell	Garcia	Mathis	Cabbiness	Golda
Grand Canyon	Johnson	Trenkle	McLean	Thompson	Enc.-Strand	Mathis	Garcia	Cabbiness	Golda
Oral Roberts	Trenkle	McLean	Thompson	Enc.-Strand	Mathis	Hewitt	Garcia	Cabbiness	Golda

\* Pinch-hitter in OSU DH spot's first at-bat of game with pitcher listed in starting lineup



# PLAYER CAREER/SEASON HIGHS

**#53 Ryan Bogusz, RHP***2020 Season/Career Highs*

IP	1.0	last time vs. Saint Louis	March 11
H	3	vs. UCLA	Feb. 28
R	3	vs. UCLA	Feb. 28
ER	3	vs. UCLA	Feb. 28
BB	n/a		
SO	3	vs. Saint Louis	March 11

**#41 Colton Bowman, LHP***Season Highs*

IP	1.0	vs. Little Rock	Feb. 24
H	1	vs. Little Rock	Feb. 24
R	n/a		
ER	n/a		
BB	1	last time vs. Missouri State	March 2
SO	1	last time vs. Illinois State	Feb. 27

*Career Highs*

IP	3.0	vs. Little Rock	2/25/20
H	4	vs. Saint Louis	3/10/20
R	3	vs. Saint Louis	3/10/20
ER	3	vs. Saint Louis	3/10/20
BB	1	last time vs. Missouri State	March 2
SO	3	vs. Little Rock	2/25/20

**#15 Cade Cabbiness, OF***Season Highs*

H	2	vs. Grand Canyon	March 6
R	2	vs. Grand Canyon	March 6
RBI	3	vs. Illinois State	Feb. 27
BB	2	vs. Oral Roberts	March 9
SO	3	vs. Wichita State	Feb. 21
SB	1	vs. Grand Canyon	March 5

*Career Highs*

H	4	last time vs. Saint Louis	3/10/20
R	3	last time vs. Saint Louis	3/10/20
RBI	4	last time vs. Saint Louis	3/10/20
BB	2	last time vs. Oral Roberts	March 9
SO	4	last time vs. Baylor	5/23/19
SB	1	last time vs. Grand Canyon	March 5

**#34 Zach Cable, RHP***Season Highs*

IP	1.0	vs. Illinois State	Feb. 26
H	1	vs. Illinois State	Feb. 26
R	n/a		
ER	n/a		
BB	2	vs. Grand Canyon	March 6
SO	2	last time vs. Missouri State	March 2

*Career Highs*

IP	2.0	last time vs. BYU	3/7/20
H	4	vs. BYU	3/7/20
R	2	vs. BYU	3/7/20
ER	2	vs. BYU	3/7/20
BB	2	last time vs. Grand Canyon	March 6
SO	3	last time vs. BYU	3/7/20

**#27 Justin Campbell, RHP/1B***Season Highs (Hitting)*

H	1	last time vs. Grand Canyon	March 6
R	1	last time vs. Grand Canyon	March 5
RBI	1	vs. Illinois State	Feb. 26
BB	1	last time vs. Grand Canyon	March 7
SO	1	vs. Grand Canyon	March 6
SB	n/a		

*Career Highs (Hitting)*

H	3	vs. UT Rio Grande Valley	2/21/20
R	2	last time vs. UT Rio Grande Valle	2/22/20
RBI	3	last time vs. Saint Louis	3/11/20
BB	1	last time vs. Grand Canyon	March 7
SO	2	vs. UT Rio Grande Valley	2/22/20
SB	n/a		

*Season Highs (Pitching)*

IP	7.0	vs. Oral Roberts	March 9
H	8	vs. Oral Roberts	March 9
R	1	vs. Little Rock	Feb. 24
ER	1	vs. Little Rock	Feb. 24
BB	4	vs. Little Rock	Feb. 24
SO	14	vs. Oral Roberts	March 9

*Career Highs (Pitching)*

IP	8.0	vs. BYU	3/6/20
H	8	vs. Oral Roberts	March 9
R	5	vs. Grand Canyon	2/16/20
ER	5	vs. Grand Canyon	2/16/20
BB	4	vs. Little Rock	Feb. 24
SO	14	vs. Oral Roberts	March 9

**#38 Wyatt Cheney, RHP***Season Highs*

IP	2.0	vs. Little Rock	Feb. 24
H	1	last time vs. Missouri State	March 2
R	1	vs. Little Rock	Feb. 24
ER	1	vs. Little Rock	Feb. 24
BB	1	vs. Missouri State	March 2
SO	4	vs. Missouri State	March 2

*Career Highs*

IP	3.0	last time vs. Saint Louis	3/10/20
H	4	vs. Little Rock	2/25/20
R	2	last time vs. Missouri State	3/3/20
ER	2	vs. Missouri State	3/3/20
BB	2	vs. Saint Louis	3/10/20
SO	4	last time vs. Missouri State	March 2

**#40 Kale Davis, RHP***Season Highs*

IP	2.0	last time vs. Illinois State	Feb. 27
H	3	last time vs. Illinois State	Feb. 27
R	n/a		
ER	n/a		
BB	3	vs. Grand Canyon	March 5
SO	7	vs. Illinois State	Feb. 27

*Career Highs*

IP	4.0	vs. Grand Canyon	2/14/20
H	5	vs. Missouri State	3/3/20
R	5	vs. Missouri State	3/3/20
ER	5	vs. Missouri State	3/3/20
BB	3	last time vs. Grand Canyon	March 5
SO	7	vs. Illinois State	Feb. 27

**#31 Nick DeNicola, C***2020 Season/Career Highs*

H	1	vs. BYU	March 6
R	1	last time vs. Saint Louis	March 10
RBI	3	vs. BYU	March 6
BB	n/a		
SO	2	last time vs. Saint Louis	March 10
SB	n/a		

**#47 Tucker Elliott, RHP***Season Highs*

IP	1.0	vs. Illinois State	Feb. 28
H	1	vs. Illinois State	Feb. 28
R	n/a		
ER	n/a		
BB	n/a		
SO	1	vs. Illinois State	Feb. 28

*Career Highs*

IP	1.0	last time vs. Illinois State	Feb. 28
H	2	vs. Little Rock	2/25/20
R	n/a		
ER	n/a		
BB	1	vs. Grand Canyon	2/16/20
SO	1	last time vs. Illinois State	Feb. 28

**#24 Christian Encarnacion-Strand, 3B***Season/Career Highs*

H	3	vs. Wichita State	Feb. 22
R	3	last time vs. Grand Canyon	March 5
RBI	3	last time vs. Grand Canyon	March 7
BB	1	vs. Grand Canyon	March 5
SO	2	last time vs. Grand Canyon	March 7
SB	1	vs. Illinois State	Feb. 28

**#42 Alix Garcia, 1B***Season Highs*

H	3	vs. Wichita State	Feb. 21
R	2	vs. Little Rock	Feb. 24
RBI	2	last time vs. Illinois State	Feb. 27
BB	2	vs. Little Rock	Feb. 24
SO	3	last time vs. Grand Canyon	March 7
SB	n/a		

*Career Highs*

H	4	last time vs. UT Rio Grande Valley	2/21/20
R	3	last time vs. UT Rio Grande Valley	2/21/20
RBI	4	last time vs. UT Rio Grande Valley	2/21/20
BB	2	last time vs. Little Rock	Feb. 24
SO	3	last time vs. Grand Canyon	March 7
SB	1	vs. Saint Louis	3/11/20

**#18 Dylan Gardner, INF***2020 Season Highs*

H	1	vs. Missouri State	March 3
R	2	last time vs. BYU	March 7
RBI	n/a		
BB	2	last time vs. BYU	March 7
SO	1	last time vs. BYU	March 7
SB	1	vs. BYU	March 7

*Career Highs*

H	2	vs. Oklahoma	3/27/18
R	2	last time vs. BYU	3/7/20
RBI	2	last time vs. Seton Hall	3/16/18
BB	2	last time vs. BYU	3/7/20
SO	2	last time vs. UTRGV	2/17/19
SB	1	last time vs. BYU	3/7/20

**#8 Matt Gola, INF***OSU Season/Career Highs*

H	2	vs. Little Rock	Feb. 24
R	1	last time vs. Oral Roberts	March 9
RBI	2	vs. Grand Canyon	March 5
BB	2	vs. Oral Roberts	March 9
SO	2	last time vs. Oral Roberts	March 9
SB	1	vs. Little Rock	Feb. 24

**#7 Max Hewitt, INF***Season Highs*

H	2	vs. Wichita State	Feb. 22
R	1	last time vs. Oral Roberts	March 9
RBI	4	vs. Wichita State	Feb. 22
BB	1	last time vs. Oral Roberts	March 9
SO	1	last time vs. Oral Roberts	March 9
SB	1	vs. Wichita State	Feb. 22

*Career Highs*

H	3	last time vs. Saint Louis	3/10/20
R	4	vs. Saint Louis	3/10/20
RBI	4	vs. Wichita State	Feb. 22
BB	2	last time vs. Missouri State	3/12/19
SO	2	vs. Missouri State	3/7/18
SB	1	last time vs. Texas Tech	4/26/19





# PLAYER CAREER/SEASON HIGHS

**#5 Dom Johnson, OF***Season/Career Highs*

<b>H</b>	1	vs. Wichita State	Feb. 22
<b>R</b>	1	last time vs. Illinois State	Feb. 26
<b>RBI</b>	n/a		
<b>BB</b>	2	vs. Illinois State	Feb. 26
<b>SO</b>	3	vs. Grand Canyon	March 7
<b>SB</b>	n/a		

**#30 John Kelly, RHP***Season Highs*

<b>IP</b>	1.2	vs. Little Rock	Feb. 24
<b>H</b>	4	vs. Grand Canyon	March 5
<b>R</b>	3	vs. Grand Canyon	March 5
<b>ER</b>	3	vs. Grand Canyon	March 5
<b>BB</b>	1	vs. Grand Canyon	March 5
<b>SO</b>	3	vs. Little Rock	Feb. 24

*Career Highs*

<b>IP</b>	3.0	vs. Central Arkansas	4/2/19
<b>H</b>	4	vs. Grand Canyon	March 5
<b>R</b>	3	last time vs. Grand Canyon	March 5
<b>ER</b>	3	vs. Grand Canyon	March 5
<b>BB</b>	4	vs. Texas Tech	4/27/19
<b>SO</b>	6	vs. Saint Louis	3/10/20

**#54 Trevor Martin, RHP***Season/Career Highs*

<b>IP</b>	3.0	vs. Wichita State	Feb. 22
<b>H</b>	3	vs. Grand Canyon	March 7
<b>R</b>	1	vs. Grand Canyon	March 7
<b>ER</b>	1	vs. Grand Canyon	March 7
<b>BB</b>	3	vs. Illinois State	Feb. 26
<b>SO</b>	4	vs. Wichita State	Feb. 22

**#33 Brock Mathis, C***Season Highs*

<b>H</b>	3	vs. Wichita State	Feb. 22
<b>R</b>	3	vs. Wichita State	Feb. 22
<b>RBI</b>	3	vs. Illinois State	Feb. 28
<b>BB</b>	1	last time vs. Oral Roberts	March 9
<b>SO</b>	2	last time vs. Oral Roberts	March 9
<b>SB</b>	n/a		

*Career Highs*

<b>H</b>	3	last time vs. Wichita State	Feb. 22
<b>R</b>	3	last time vs. Wichita State	Feb. 22
<b>RBI</b>	5	vs. Saint Louis	3/10/20
<b>BB</b>	2	vs. Saint Louis	3/11/20
<b>SO</b>	2	last time vs. Oral Roberts	March 9
<b>SB</b>	1	last time vs. Saint Louis	3/11/20

**#13 Nolan McLean, INF/RHP***Season/Career Highs (Hitting)*

<b>H</b>	2	last time vs. Illinois State	Feb. 28
<b>R</b>	3	vs. Missouri State	March 2
<b>RBI</b>	1	last time vs. Missouri State	March 2
<b>BB</b>	3	vs. Grand Canyon	March 7
<b>SO</b>	2	last time vs. Oral Roberts	March 9
<b>SB</b>	n/a		

*Season/Career Highs (Pitching)*

<b>IP</b>	n/a		
<b>H</b>	n/a		
<b>R</b>	n/a		
<b>ER</b>	n/a		
<b>BB</b>	n/a		
<b>SO</b>	n/a		

**#12 Carson McCusker, OF***2020 Season Highs*

<b>H</b>	2	last time vs. Texas A&M	March 1
<b>R</b>	3	vs. Texas A&M	March 1
<b>RBI</b>	2	last time vs. Texas A&M	March 1
<b>BB</b>	2	vs. Grand Canyon	Feb. 14
<b>SO</b>	3	vs. Grand Canyon	Feb. 15
<b>SB</b>	1	vs. Saint Louis	March 11

*Career Highs*

<b>H</b>	4	last time vs. Texas	4/19/19
<b>R</b>	5	vs. Wright State	2/23/19
<b>RBI</b>	6	vs. Texas	4/19/19
<b>BB</b>	2	last time vs. Grand Canyon	2/14/20
<b>SO</b>	3	last time vs. Grand Canyon	2/15/20
<b>SB</b>	1	last time vs. Saint Louis	3/11/20

**#1 Hueston Morrill, INF***Season Highs*

<b>H</b>	3	vs. Wichita State	Feb. 22
<b>R</b>	3	vs. Wichita State	Feb. 22
<b>RBI</b>	1	last time vs. Little Rock	Feb. 24
<b>BB</b>	2	vs. Wichita State	Feb. 22
<b>SO</b>	2	vs. Wichita State	Feb. 21
<b>SB</b>	1	vs. Wichita State	Feb. 22

*Career Highs*

<b>H</b>	4	vs. Wright State	2/23/19
<b>R</b>	4	vs. Saint Louis	3/10/20
<b>RBI</b>	2	last time vs. Texas Tech	6/8/19
<b>BB</b>	3	vs. Kansas	4/14/19
<b>SO</b>	3	last time vs. BYU	3/6/20
<b>SB</b>	2	last time vs. Texas Tech	4/28/19

**#3 Bryce Osmond, RHP***Season Highs*

<b>IP</b>	5.0	last time vs. Grand Canyon	March 7
<b>H</b>	5	last time vs. Grand Canyon	March 7
<b>R</b>	3	vs. Grand Canyon	March 7
<b>ER</b>	3	vs. Grand Canyon	March 7
<b>BB</b>	3	vs. Grand Canyon	March 6
<b>SO</b>	6	vs. Grand Canyon	March 6

*Career Highs*

<b>IP</b>	5.0	last time vs. Grand Canyon	March 7
<b>H</b>	5	last time vs. Grand Canyon	March 6
<b>R</b>	5	vs. Grand Canyon	2/14/20
<b>ER</b>	3	last time vs. Grand Canyon	March 7
<b>BB</b>	5	vs. Texas A&M	3/1/20
<b>SO</b>	6	last time vs. Grand Canyon	March 7

**#44 Nate Peterson, LHP***2020 Season Highs*

<b>IP</b>	1.0	last time vs. Saint Louis	March 10
<b>H</b>	1	vs. Grand Canyon	Feb. 16
<b>R</b>	1	last time vs. Missouri State	March 3
<b>ER</b>	1	last time vs. Missouri State	March 3
<b>BB</b>	1	last time vs. Saint Louis	March 10
<b>SO</b>	1	last time vs. Saint Louis	March 10

*Career Highs*

<b>IP</b>	3.0	vs. Kansas	4/12/19
<b>H</b>	5	vs. TCU	5/25/19
<b>R</b>	3	vs. TCU	5/25/19
<b>ER</b>	2	last time vs. TCU	5/25/19
<b>BB</b>	2	last time vs. TCU	3/29/19
<b>SO</b>	5	vs. Little Rock	2/20/19

**#25 Roman Phansalkar, RHP***Season Highs*

<b>IP</b>	2.1	vs. Grand Canyon	March 7
<b>H</b>	4	vs. Wichita State	Feb. 22
<b>R</b>	4	vs. Wichita State	Feb. 22
<b>ER</b>	4	vs. Wichita State	Feb. 22
<b>BB</b>	2	vs. Grand Canyon	March 7
<b>SO</b>	3	vs. Illinois State	Feb. 28

*Career Highs*

<b>IP</b>	2.1	vs. Grand Canyon	March 7
<b>H</b>	4	last time vs. Wichita State	Feb. 22
<b>R</b>	4	last time vs. Wichita State	Feb. 22
<b>ER</b>	4	last time vs. Wichita State	Feb. 22
<b>BB</b>	3	vs. Grand Canyon	2/14/20
<b>SO</b>	3	vs. Illinois State	Feb. 28

**#6 Parker Scott, LHP***Season Highs*

<b>IP</b>	6.0	last time vs. Grand Canyon	March 5
<b>H</b>	6	vs. Wichita State	Feb. 21
<b>R</b>	1	last time vs. Grand Canyon	March 5
<b>ER</b>	1	last time vs. Grand Canyon	March 5
<b>BB</b>	2	vs. Illinois State	Feb. 27
<b>SO</b>	7	last time vs. Grand Canyon	March 5

*Career Highs*

<b>IP</b>	7.0	vs. BYU	3/5/20
<b>H</b>	8	vs. UCLA	2/28/20
<b>R</b>	5	vs. UCLA	2/28/20
<b>ER</b>	5	vs. UCLA	2/28/20
<b>BB</b>	2	last time vs. UCLA	2/28/20
<b>SO</b>	13	vs. BYU	3/5/20

**#14 Noah Sifrit, LHP/OF***2020 Season/Career Highs (Hitting)*

<b>H</b>	3	vs. Little Rock	Feb. 25
<b>R</b>	3	vs. Little Rock	Feb. 26
<b>RBI</b>	2	vs. UT Rio Grande Valley	Feb. 21
<b>BB</b>	3	vs. Little Rock	Feb. 26
<b>SO</b>	3	vs. Arizona State	Feb. 18
<b>SB</b>	1	last time vs. BYU	March 6

*Career Highs (Pitching)*

<b>IP</b>	4.0	vs. Oklahoma	3/27/18
<b>H</b>	3	vs. Texas	3/24/18
<b>R</b>	3	vs. Wichita State	4/4/18
<b>ER</b>	3	vs. Wichita State	4/4/18
<b>BB</b>	4	vs. Oklahoma	3/27/18
<b>SO</b>	5	vs. Central Arkansas	3/20/18

**#48 Brett Standlee, RHP***Season Highs*

<b>IP</b>	2.0	vs. Grand Canyon	March 6
<b>H</b>	2	last time vs. Grand Canyon	March 6
<b>R</b>	1	vs. Illinois State	Feb. 26
<b>ER</b>	1	vs. Illinois State	Feb. 26
<b>BB</b>	1	vs. Grand Canyon	March 6
<b>SO</b>	3	last time vs. Oral Roberts	March 9

*Career Highs*

<b>IP</b>	7.0	last time vs. Arizona State	2/18/20
<b>H</b>	8	last time vs. Oregon State	5/5/19
<b>R</b>	5	vs. UConn	6/2/19
<b>ER</b>	4	last time vs. UConn	6/2/19
<b>BB</b>	2	last time vs. Texas Tech	6/9/19
<b>SO</b>	8	last time vs. Arizona State	2/18/20

**#22 Mitchell Stone, LHP***Season Highs*

<b>IP</b>	1.0	vs. Wichita State	Feb. 22
<b>H</b>	1	last time vs. Oral Roberts	March 9
<b>R</b>	n/a		
<b>ER</b>	n/a		
<b>BB</b>	n/a		
<b>SO</b>	1	last time vs. Oral Roberts	March 9

*Career Highs*

<b>IP</b>	7.0	vs. Iowa	3/2/19
<b>H</b>	7	vs. Central Arkansas	4/2/19
<b>R</b>	7	vs. Central Arkansas	4/2/19
<b>ER</b>	7	vs. Central Arkansas	4/2/19
<b>BB</b>	4	vs. Wright State	2/24/19
<b>SO</b>	6	vs. UT Rio Grande Valley	2/17/19

**#17 Jake Thompson, INF/OF***Season Highs*

<b>H</b>	3	vs. Missouri State	March 2
<b>R</b>	2	vs. Grand Canyon	March 5
<b>RBI</b>	3	vs. Missouri State	March 2
<b>BB</b>	1	last time vs. Oral Roberts	March 9
<b>SO</b>	1	last time vs. Grand Canyon	March 6
<b>SB</b>	1	vs. Wichita State	Feb. 22



# PLAYER CAREER/SEASON HIGHS

<i>Career Highs</i>			
<b>H</b>	3	last time vs. Missouri State	March 2
<b>R</b>	2	vs. Grand Canyon	March 5
<b>RBI</b>	5	vs. Little Rock	2/26/20
<b>BB</b>	1	last time vs. Grand Canyon	March 7
<b>SO</b>	3	last time vs. Arizona State	2/18/20
<b>SB</b>	1	vs. Wichita State	Feb. 22

## #28 Caeden Trenkle, OF

<i>Season Highs</i>			
<b>H</b>	2	last time vs. Grand Canyon	March 6
<b>R</b>	1	last time vs. Oral Roberts	March 9
<b>RBI</b>	2	last time vs. Grand Canyon	March 6
<b>BB</b>	2	vs. Oral Roberts	March 9
<b>SO</b>	2	last time vs. Oral Roberts	March 9
<b>SB</b>	n/a		

<i>Career Highs</i>			
<b>H</b>	3	last time vs. Saint Louis	3/11/20
<b>R</b>	3	vs. Saint Louis	3/10/20
<b>RBI</b>	4	vs. UT Rio Grand Valley	2/23/20
<b>BB</b>	2	last time vs. Oral Roberts	March 9
<b>SO</b>	4	vs. Arizona State	2/18/20
<b>SB</b>	1	last time vs. UCLA	2/28/20

## #35 C.J. Varela, RHP

<i>Season Highs</i>			
<b>IP</b>	1.0	vs. Illinois State	Feb. 28
<b>H</b>	1	vs. Illinois State	Feb. 28
<b>R</b>	n/a		
<b>ER</b>	n/a		
<b>BB</b>	n/a		
<b>SO</b>	n/a		

<i>Career Highs</i>			
<b>IP</b>	7.0	vs. Little Rock	2/26/20
<b>H</b>	7	vs. West Virginia	4/5/19
<b>R</b>	6	vs. Oral Roberts	5/16/17
<b>ER</b>	6	vs. Oral Roberts	5/16/17
<b>BB</b>	5	vs. Oklahoma	3/26/19
<b>SO</b>	9	vs. Saint Louis	3/11/19

## #32 Justin Wroblewski, LHP

<i>Season/Career Highs</i>			
<b>IP</b>	7.0	vs. Grand Canyon	March 6
<b>H</b>	5	vs. Illinois State	Feb. 26
<b>R</b>	1	vs. Illinois State	Feb. 26
<b>ER</b>	1	vs. Illinois State	Feb. 26
<b>BB</b>	3	vs. Illinois State	Feb. 26
<b>SO</b>	13	vs. Grand Canyon	March 6



# PLAYER CAREER STATISTICS

## Bogusz, Ryan

Year	avg	gp-gs	ab	r	h	2b	3b	hr	rbi	tb	slg%	bb	hbp	so	gdp	ob%	sf	sh	sb-att	po	a	e	fld%
2020	6.75	0-0	5	0	0	0/0	0	4.0	6	3	3	0	5	0	0	0	19	.333	1	0	0	1	0
TOTAL	6.75	0-0	5	0	0	0/0	0	4.0	6	3	3	0	5	0	0	0	19	.333	1	0	0	1	0

## Bowman, Colton

Year	avg	gp-gs	ab	r	h	2b	3b	hr	rbi	tb	slg%	bb	hbp	so	gdp	ob%	sf	sh	sb-att	po	a	e	fld%
2020	.000	0-0	0	0	0	0	0	0	0	0	.000	0	0	0	0	.000	0	0	0-0	0	1	0	1.000
2021	.000	0-0	0	0	0	0	0	0	0	0	.000	0	0	0	0	.000	0	0	0-0	0	0	1	.000
TOTAL	.000	0-0	0	0	0	0	0	0	0	0	.000	0	0	0	0	.000	0	0	0-0	0	1	1	.500

Year	era	w-l	app	gs	cg	sho	sv	ip	h	r	er	bb	so	2b	3b	hr	bf	bavg	wp	hbp	bk	sfa	sha
2020	6.00	1-0	3	0	0	0/0	0	6.0	6	4	4	2	6	0	1	0	26	.273	0	1	0	0	1
2021	0.00	0-0	3	0	0	0/1	0	1.1	1	0	0	2	2	0	0	0	7	.200	0	0	0	0	0
TOTAL	4.91	1-0	6	0	0	0/1	0	7.1	7	4	4	4	8	0	1	0	33	.259	0	1	0	0	1

## Cabbiness, Cade

Year	avg	gp-gs	ab	r	h	2b	3b	hr	rbi	tb	slg%	bb	hbp	so	gdp	ob%	sf	sh	sb-att	po	a	e	fld%
2017	.274	42-31	124	20	34	7	2	2	15	51	.411	11	6	41	4	.359	1	0	1-3	45	2	2	.959
2018	.132	42-17	76	11	10	2	0	3	7	21	.276	15	3	34	1	.298	0	1	1-1	38	1	2	.951
2019	.234	61-54	197	34	46	8	1	8	27	80	.406	19	2	82	0	.307	0	5	4-8	114	9	6	.953
2020	.281	15-13	57	9	16	4	0	2	12	26	.456	3	0	15	0	.317	0	0	0-0	21	0	1	.955
2021	.182	11-10	33	6	6	3	1	1	4	14	.424	5	1	15	0	.300	1	0	1-1	14	1	1	.938
TOTAL	.230	171-125	487	80	112	24	4	16	65	192	.394	53	12	187	5	.319	2	6	7-13	232	13	12	.953

## Cable, Zach

Year	avg	gp-gs	ab	r	h	2b	3b	hr	rbi	tb	slg%	bb	hbp	so	gdp	ob%	sf	sh	sb-att	po	a	e	fld%
2021	.000	0-0	0	0	0	0	0	0	0	0	.000	0	0	0	0	.000	0	0	0-0	0	1	0	1.000
TOTAL	.000	0-0	0	0	0	0	0	0	0	0	.000	0	0	0	0	.000	0	0	0-0	0	1	0	1.000

Year	era	w-l	app	gs	cg	sho	sv	ip	h	r	er	bb	so	2b	3b	hr	bf	bavg	wp	hbp	bk	sfa	sha
2020	5.14	0-1	5	0	0	0/0	0	7.0	6	4	4	4	11	2	0	0	34	.207	5	1	0	0	0
2021	0.00	0-0	4	0	0	0/2	0	3.0	1	0	0	5	5	0	0	0	15	.100	1	0	0	0	0
TOTAL	3.60	0-1	9	0	0	0/2	0	10.0	7	4	4	9	16	2	0	0	49	.179	6	1	0	0	0

## Campbell, Justin

Year	avg	gp-gs	ab	r	h	2b	3b	hr	rbi	tb	slg%	bb	hbp	so	gdp	ob%	sf	sh	sb-att	po	a	e	fld%
2020	.414	10-6	29	7	12	2	0	1	7	17	.586	4	0	7	0	.485	0	0	0-0	1	2	0	1.000
2021	.300	5-3	10	2	3	1	0	0	1	4	.400	2	0	1	0	.417	0	0	0-0	0	1	1	.500
TOTAL	.385	15-9	39	9	15	3	0	1	8	21	.538	6	0	8	0	.467	0	0	0-0	1	3	1	.800

Year	era	w-l	app	gs	cg	sho	sv	ip	h	r	er	bb	so	2b	3b	hr	bf	bavg	wp	hbp	bk	sfa	sha
2020	4.43	1-2	4	4	0	0/0	0	20.1	19	10	10	6	22	2	1	2	84	.253	2	2	0	1	0
2021	0.53	2-0	3	3	0	0/2	0	17.0	12	1	1	6	32	2	0	0	69	.200	0	2	0	0	1
TOTAL	2.65	3-2	7	7	0	0/2	0	37.1	31	11	11	12	54	4	1	2	153	.230	2	4	0	1	1



# PLAYER CAREER STATISTICS

## Cheney, Wyatt

Year	avg	gp-gs	ab	r	h	2b	3b	hr	rbi	tb	slg%	bb	hbp	so	gdp	ob%	sf	sh	sb-att	po	a	e	fld%
2020	.000	0-0	0	0	0	0	0	0	0	0	.000	0	0	0	0	.000	0	0	0-0	0	1	0	1.000
2021	.000	0-0	0	0	0	0	0	0	0	0	.000	0	0	0	0	.000	0	0	0-0	0	1	0	1.000
TOTAL	.000	0-0	0	0	0	0	0	0	0	0	.000	0	0	0	0	.000	0	0	0-0	0	2	0	1.000

Year	era	w-l	app	gs	cg	sho	sv	ip	h	r	er	bb	so	2b	3b	hr	bf	bavg	wp	hbp	bk	sfa	sha
2020	4.00	0-0	4	2	0	0/0	0	9.0	10	5	4	4	9	2	0	1	42	.263	2	0	0	0	0
2021	2.45	1-0	2	0	0	0/1	0	3.2	2	1	1	1	7	0	0	1	15	.167	0	2	0	0	0
TOTAL	3.55	1-0	6	2	0	0/1	0	12.2	12	6	5	5	16	2	0	2	57	.240	2	2	0	0	0

## Davis, Kale

Year	avg	gp-gs	ab	r	h	2b	3b	hr	rbi	tb	slg%	bb	hbp	so	gdp	ob%	sf	sh	sb-att	po	a	e	fld%
2020	.000	0-0	0	0	0	0	0	0	0	0	.000	0	0	0	0	.000	0	0	0-0	0	3	1	.750
TOTAL	.000	0-0	0	0	0	0	0	0	0	0	.000	0	0	0	0	.000	0	0	0-0	0	3	1	.750

Year	era	w-l	app	gs	cg	sho	sv	ip	h	r	er	bb	so	2b	3b	hr	bf	bavg	wp	hbp	bk	sfa	sha
2020	5.28	2-0	7	1	0	0/0	0	15.1	14	9	9	10	15	1	0	2	69	.259	1	3	0	0	2
2021	3.18	0-0	4	0	0	0/1	0	5.2	8	3	2	5	11	3	0	0	33	.296	0	0	0	1	0
TOTAL	4.71	2-0	11	1	0	0/1	0	21.0	22	12	11	15	26	4	0	2	102	.272	1	3	0	1	2

## DeNicola, Nick

Year	avg	gp-gs	ab	r	h	2b	3b	hr	rbi	tb	slg%	bb	hbp	so	gdp	ob%	sf	sh	sb-att	po	a	e	fld%
2020	.100	5-1	10	2	1	0	0	1	3	4	.400	0	1	7	0	.182	0	0	0-0	0	0	0	.000
2021	.000	1-0	0	0	0	0	0	0	0	0	.000	0	1	0	0	1.000	0	0	0-0	0	0	0	.000
TOTAL	.100	6-1	10	2	1	0	0	1	3	4	.400	0	2	7	0	.250	0	0	0-0	0	0	0	.000

## Elliott, Tucker

Year	avg	gp-gs	ab	r	h	2b	3b	hr	rbi	tb	slg%	bb	hbp	so	gdp	ob%	sf	sh	sb-att	po	a	e	fld%
------	-----	-------	----	---	---	----	----	----	-----	----	------	----	-----	----	-----	-----	----	----	--------	----	---	---	------

Year	era	w-l	app	gs	cg	sho	sv	ip	h	r	er	bb	so	2b	3b	hr	bf	bavg	wp	hbp	bk	sfa	sha
2020	0.00	0-0	3	0	0	0/0	0	3.0	3	0	0	1	1	1	0	0	11	.300	0	0	0	0	0
2021	0.00	0-0	1	0	0	0/1	0	1.0	1	0	0	0	1	1	0	0	4	.250	0	0	0	0	0
TOTAL	0.00	0-0	4	0	0	0/1	0	4.0	4	0	0	1	2	2	0	0	15	.286	0	0	0	0	0

## Garcia, Alix

Year	avg	gp-gs	ab	r	h	2b	3b	hr	rbi	tb	slg%	bb	hbp	so	gdp	ob%	sf	sh	sb-att	po	a	e	fld%
2019	.294	50-45	163	19	48	7	0	8	25	79	.485	23	2	42	6	.388	0	0	0-1	374	24	5	.988
2020	.250	18-18	68	12	17	2	0	1	8	22	.324	10	3	18	3	.370	0	0	1-1	129	4	0	1.000
2021	.214	11-11	42	4	9	5	0	1	7	17	.405	5	1	18	0	.313	0	0	0-0	79	5	0	1.000
TOTAL	.271	79-74	273	35	74	14	0	10	40	118	.432	38	6	78	9	.372	0	0	1-2	582	33	5	.992

## Gardner, Dylan

Year	avg	gp-gs	ab	r	h	2b	3b	hr	rbi	tb	slg%	bb	hbp	so	gdp	ob%	sf	sh	sb-att	po	a	e	fld%
2018	.158	25-6	38	7	6	1	0	0	7	7	.184	8	0	13	1	.304	0	1	0-0	2	6	1	.889
2019	.250	14-5	16	5	4	1	0	0	2	5	.313	4	0	5	0	.400	0	0	1-2	5	11	0	1.000
2020	.091	11-4	11	5	1	0	0	0	0	1	.091	6	0	3	0	.412	0	0	1-1	8	8	0	1.000
2021	.000	3-0	0	2	0	0	0	0	0	0	.000	0	0	0	0	.000	0	0	0-0	0	0	0	.000
TOTAL	.169	53-15	65	19	11	2	0	0	9	13	.200	18	0	21	1	.349	0	1	2-3	15	25	1	.976





# PLAYER CAREER STATISTICS

## Hewitt, Max

Year	avg	gp-gs	ab	r	h	2b	3b	hr	rbi	tb	slg%	bb	hbp	so	gdp	ob%	sf	sh	sb-att	po	a	e	fld%
2018	.176	24-9	34	5	6	1	0	0	0	7	.206	3	0	8	0	.243	0	1	0-0	20	21	5	.891
2019	.303	33-19	66	13	20	0	0	1	9	23	.348	21	1	10	2	.472	1	10	5-6	29	38	4	.944
2020	.410	18-17	61	13	25	5	1	0	10	32	.525	7	2	5	2	.479	1	2	0-0	84	14	1	.990
2021	.200	10-7	30	5	6	1	0	1	7	10	.333	4	1	7	0	.314	0	2	1-1	68	17	0	1.000
TOTAL	.298	85-52	191	36	57	7	1	2	26	72	.377	35	4	30	4	.414	2	15	6-7	201	90	10	.967

## Kelly, John

Year	avg	gp-gs	ab	r	h	2b	3b	hr	rbi	tb	slg%	bb	hbp	so	gdp	ob%	sf	sh	sb-att	po	a	e	fld%
2019	.000	0-0	0	0	0	0	0	0	0	0	.000	0	0	0	0	.000	0	0	0-0	0	1	1	.500
2020	.000	0-0	0	0	0	0	0	0	0	0	.000	0	0	0	0	.000	0	0	0-0	0	2	0	1.000
2021	.000	0-0	0	0	0	0	0	0	0	0	.000	0	0	0	0	.000	0	0	0-0	1	1	0	1.000
TOTAL	.000	0-0	0	0	0	0	0	0	0	0	.000	0	0	0	0	.000	0	0	0-0	1	4	1	.833

Year	era	w-l	app	gs	cg	sho	sv	ip	h	r	er	bb	so	2b	3b	hr	bf	bavg	wp	hbp	bk	sfa	sha
2019	1.59	1-0	6	0	0	0/1	0	5.2	4	4	1	5	9	1	0	0	29	.190	2	2	0	0	1
2020	5.40	0-0	5	0	0	0/0	0	5.0	6	3	3	4	8	0	0	1	25	.300	2	0	0	1	0
2021	8.10	0-0	3	0	0	0/0	0	3.1	4	3	3	1	5	0	0	1	18	.267	0	2	0	0	0
TOTAL	4.50	1-0	14	0	0	0/1	0	14.0	14	10	7	10	22	1	0	2	72	.250	4	4	0	1	1

## Mathis, Brock

Year	avg	gp-gs	ab	r	h	2b	3b	hr	rbi	tb	slg%	bb	hbp	so	gdp	ob%	sf	sh	sb-att	po	a	e	fld%
2020	.310	13-8	29	7	9	1	0	3	10	19	.655	3	1	8	0	.371	2	0	2-2	89	9	1	.990
2021	.321	8-8	28	7	9	3	0	4	7	24	.857	2	0	8	2	.355	1	0	0-1	71	4	0	1.000
TOTAL	.316	21-16	57	14	18	4	0	7	17	43	.754	5	1	16	2	.364	3	0	2-3	160	13	1	.994

## McCusker, Carson

Year	avg	gp-gs	ab	r	h	2b	3b	hr	rbi	tb	slg%	bb	hbp	so	gdp	ob%	sf	sh	sb-att	po	a	e	fld%
2018	.271	45-35	129	19	35	8	1	8	18	69	.535	12	3	50	2	.347	0	0	3-3	64	3	3	.957
2019	.311	52-52	196	36	61	17	3	6	40	102	.520	22	2	61	4	.383	2	0	2-3	92	2	5	.949
2020	.235	14-14	51	11	12	5	0	2	10	23	.451	6	1	17	0	.322	1	1	1-1	23	1	0	1.000
TOTAL	.287	111-101	376	66	108	30	4	16	68	194	.516	40	6	128	6	.362	3	1	6-7	179	6	8	.959

## Morrill, Hueston

Year	avg	gp-gs	ab	r	h	2b	3b	hr	rbi	tb	slg%	bb	hbp	so	gdp	ob%	sf	sh	sb-att	po	a	e	fld%
2019	.282	58-57	220	47	62	17	0	2	20	85	.386	34	7	59	2	.390	3	1	12-15	79	154	8	.967
2020	.258	18-18	66	17	17	6	1	2	4	31	.470	13	1	19	0	.383	1	4	6-7	25	38	2	.969
2021	.308	4-4	13	4	4	1	0	0	2	5	.385	3	2	3	0	.500	0	0	1-1	5	12	0	1.000
TOTAL	.278	80-79	299	68	83	24	1	4	26	121	.405	50	10	81	2	.394	4	5	19-23	109	204	10	.969

## Osmond, Bryce

Year	avg	gp-gs	ab	r	h	2b	3b	hr	rbi	tb	slg%	bb	hbp	so	gdp	ob%	sf	sh	sb-att	po	a	e	fld%
2020	.000	2-1	0	0	0	0	0	0	0	0	.000	0	0	0	0	.000	0	0	0-0	0	1	1	.500
2021	.000	0-0	0	0	0	0	0	0	0	0	.000	0	0	0	0	.000	0	0	0-0	0	3	0	1.000
TOTAL	.000	2-1	0	0	0	0	0	0	0	0	.000	0	0	0	0	.000	0	0	0-0	0	4	1	.800

Year	era	w-l	app	gs	cg	sho	sv	ip	h	r	er	bb	so	2b	3b	hr	bf	bavg	wp	hbp	bk	sfa	sha
2020	5.06	1-1	4	4	0	0/0	0	16.0	15	12	9	13	19	4	0	1	76	.250	1	1	0	2	0
2021	3.21	1-0	3	3	0	0/1	0	14.0	13	5	5	7	13	2	1	0	62	.250	2	2	0	1	0
TOTAL	4.20	2-1	7	7	0	0/1	0	30.0	28	17	14	20	32	6	1	1	138	.250	3	3	0	3	0



# PLAYER CAREER STATISTICS

## Peterson, Nate

Year	avg	gp-gs	ab	r	h	2b	3b	hr	rbi	tb	slg%	bb	hbp	so	gdp	ob%	sf	sh	sb-att	po	a	e	fld%
2019	.000	0-0	0	0	0	0	0	0	0	0	.000	0	0	0	0	.000	0	0	0-0	1	1	0	1.000
2020	.000	0-0	0	0	0	0	0	0	0	0	.000	0	0	0	0	.000	0	0	0-0	0	1	0	1.000
TOTAL	.000	0-0	0	0	0	0	0	0	0	0	.000	0	0	0	0	.000	0	0	0-0	1	2	0	1.000

Year	era	w-l	app	gs	cg	sho	sv	ip	h	r	er	bb	so	2b	3b	hr	bf	bavg	wp	hbp	bk	sfa	sha
2019	3.46	0-0	11	0	0	0/1	1	13.0	18	6	5	7	16	4	0	2	62	.333	0	0	1	1	0
2020	6.75	0-0	5	0	0	0/0	0	2.2	2	2	2	3	3	0	0	0	15	.200	0	1	0	1	0
TOTAL	4.02	0-0	16	0	0	0/1	1	15.2	20	8	7	10	19	4	0	2	77	.313	0	1	1	2	0

## Phansalkar, Roman

Year	avg	gp-gs	ab	r	h	2b	3b	hr	rbi	tb	slg%	bb	hbp	so	gdp	ob%	sf	sh	sb-att	po	a	e	fld%
2020	.000	0-0	0	0	0	0	0	0	0	0	.000	0	0	0	0	.000	0	0	0-0	0	1	0	1.000
2021	.000	0-0	0	0	0	0	0	0	0	0	.000	0	0	0	0	.000	0	0	0-0	1	0	0	1.000
TOTAL	.000	0-0	0	0	0	0	0	0	0	0	.000	0	0	0	0	.000	0	0	0-0	1	1	0	1.000

Year	era	w-l	app	gs	cg	sho	sv	ip	h	r	er	bb	so	2b	3b	hr	bf	bavg	wp	hbp	bk	sfa	sha
2020	27.00	0-0	2	0	0	0/0	0	2.1	6	7	7	3	3	0	0	1	16	.500	1	1	0	0	0
2021	8.31	0-0	3	0	0	0/1	0	4.1	8	4	4	3	4	1	0	0	23	.421	0	0	0	0	1
TOTAL	14.85	0-0	5	0	0	0/1	0	6.2	14	11	11	6	7	1	0	1	39	.452	1	1	0	0	1

## Scott, Parker

Year	avg	gp-gs	ab	r	h	2b	3b	hr	rbi	tb	slg%	bb	hbp	so	gdp	ob%	sf	sh	sb-att	po	a	e	fld%
2019	.000	1-1	0	0	0	0	0	0	0	0	.000	0	0	0	0	.000	0	0	0-0	2	6	0	1.000
2020	.000	3-3	0	0	0	0	0	0	0	0	.000	0	0	0	0	.000	0	0	0-0	0	6	0	1.000
2021	.000	0-0	0	0	0	0	0	0	0	0	.000	0	0	0	0	.000	0	0	0-0	0	3	0	1.000
TOTAL	.000	4-4	0	0	0	0	0	0	0	0	.000	0	0	0	0	.000	0	0	0-0	2	15	0	1.000

Year	era	w-l	app	gs	cg	sho	sv	ip	h	r	er	bb	so	2b	3b	hr	bf	bavg	wp	hbp	bk	sfa	sha
2017	6.75	0-0	6	2	0	0/0	0	8.0	11	6	6	2	9	2	0	0	37	.333	0	1	0	0	1
2019	2.18	3-1	15	8	0	0/1	0	45.1	42	14	11	14	51	8	0	3	195	.247	5	5	0	3	3
2020	2.16	3-1	4	4	0	0/1	0	25.0	18	7	6	5	31	6	0	0	100	.200	0	2	0	1	2
2021	1.06	3-0	3	3	0	0/0	0	17.0	14	2	2	3	20	2	1	0	67	.222	1	1	0	0	0
TOTAL	2.36	9-2	28	17	0	0/2	0	95.1	85	29	25	24	111	18	1	3	399	.239	6	9	0	4	6

## Sifrit, Noah

Year	avg	gp-gs	ab	r	h	2b	3b	hr	rbi	tb	slg%	bb	hbp	so	gdp	ob%	sf	sh	sb-att	po	a	e	fld%
2018	.000	2-0	0	2	0	0	0	0	0	0	.000	0	0	0	0	.000	0	0	0-0	0	2	0	1.000
2019	.265	27-8	34	13	9	1	1	0	3	12	.353	7	1	14	0	.405	0	1	3-5	20	1	1	.955
2020	.279	14-13	43	14	12	0	2	0	3	16	.372	10	3	11	0	.439	1	1	3-4	23	0	0	1.000
2021	.000	10-0	1	2	0	0	0	0	0	0	.000	0	0	0	0	.000	0	0	0-0	0	0	0	.000
TOTAL	.269	53-21	78	31	21	1	3	0	6	28	.359	17	4	25	0	.420	1	2	6-9	43	3	1	.979

Year	era	w-l	app	gs	cg	sho	sv	ip	h	r	er	bb	so	2b	3b	hr	bf	bavg	wp	hbp	bk	sfa	sha
2018	4.32	2-0	15	0	0	0/0	1	25.0	18	16	12	25	18	4	1	0	116	.202	6	0	2	2	0
2019	3.60	0-0	5	0	0	0/0	0	5.0	0	2	2	5	5	0	0	0	21	.000	0	0	0	0	0
TOTAL	4.20	2-0	20	0	0	0/0	1	30.0	18	18	14	30	23	4	1	0	137	.171	6	0	2	2	0



# PLAYER CAREER STATISTICS

## Standlee, Brett

Year	avg	gp-gs	ab	r	h	2b	3b	hr	rbi	tb	slg%	bb	hbp	so	gdp	ob%	sf	sh	sb-att	po	a	e	fld%
2019	.000	1-1	0	0	0	0	0	0	0	0	.000	0	0	0	0	.000	0	0	0-0	5	9	1	.933
2020	.000	0-0	0	0	0	0	0	0	0	0	.000	0	0	0	0	.000	0	0	0-0	1	8	0	1.000
2021	.000	0-0	0	0	0	0	0	0	0	0	.000	0	0	0	0	.000	0	0	0-0	0	1	0	1.000
TOTAL	.000	1-1	0	0	0	0	0	0	0	0	.000	0	0	0	0	.000	0	0	0-0	6	18	1	.960

Year	era	w-l	app	gs	cg	sho	sv	ip	h	r	er	bb	so	2b	3b	hr	bf	bavg	wp	hbp	bk	sfa	sha
2019	4.46	3-2	19	12	0	0/0	1	72.2	88	38	36	23	55	16	2	4	328	.299	1	4	1	4	3
2020	1.83	1-0	7	1	0	0/0	1	19.2	19	5	4	4	17	5	0	0	83	.260	2	1	0	1	4
2021	1.50	1-0	6	0	0	0/2	2	6.0	4	1	1	1	13	2	0	0	22	.200	0	0	0	0	1
TOTAL	3.75	5-2	32	13	0	0/2	4	98.1	111	44	41	28	85	23	2	4	433	.287	3	5	1	5	8

## Stone, Mitchell

Year	avg	gp-gs	ab	r	h	2b	3b	hr	rbi	tb	slg%	bb	hbp	so	gdp	ob%	sf	sh	sb-att	po	a	e	fld%
2018	.000	1-1	0	0	0	0	0	0	0	0	.000	0	0	0	0	.000	0	0	0-0	0	1	0	1.000
2019	.000	0-0	0	0	0	0	0	0	0	0	.000	0	0	0	0	.000	0	0	0-0	0	9	1	.900
2021	.000	0-0	0	0	0	0	0	0	0	0	.000	0	0	0	0	.000	0	0	0-0	0	1	0	1.000
TOTAL	.000	1-1	0	0	0	0	0	0	0	0	.000	0	0	0	0	.000	0	0	0-0	0	11	1	.917

Year	era	w-l	app	gs	cg	sho	sv	ip	h	r	er	bb	so	2b	3b	hr	bf	bavg	wp	hbp	bk	sfa	sha
2018	6.23	0-0	2	2	0	0/0	0	4.1	9	3	3	3	6	1	0	1	24	.429	2	0	1	0	0
2019	4.88	2-1	9	5	0	0/1	1	27.2	23	19	15	14	19	4	0	1	125	.223	7	3	0	1	4
2021	0.00	0-0	2	0	0	0/1	0	1.2	2	0	0	0	2	0	0	0	7	.286	1	0	0	0	0
TOTAL	4.81	2-1	13	7	0	0/2	1	33.2	34	22	18	17	27	5	0	2	156	.260	10	3	1	1	4

## Thompson, Jake

Year	avg	gp-gs	ab	r	h	2b	3b	hr	rbi	tb	slg%	bb	hbp	so	gdp	ob%	sf	sh	sb-att	po	a	e	fld%
2020	.326	12-11	43	3	14	6	0	0	15	20	.465	2	1	7	0	.354	2	0	0-0	6	14	3	.870
2021	.364	11-10	33	6	12	2	0	2	9	20	.606	9	3	3	0	.522	1	0	1-1	14	0	0	1.000
TOTAL	.342	23-21	76	9	26	8	0	2	24	40	.526	11	4	10	0	.436	3	0	1-1	20	14	3	.919

## Trenkle, Caeden

Year	avg	gp-gs	ab	r	h	2b	3b	hr	rbi	tb	slg%	bb	hbp	so	gdp	ob%	sf	sh	sb-att	po	a	e	fld%
2020	.333	18-16	69	17	23	3	4	3	16	43	.623	4	2	25	0	.387	0	5	3-4	37	1	2	.950
2021	.191	11-11	47	5	9	2	1	0	5	13	.277	5	0	15	0	.269	0	1	0-1	11	0	0	1.000
TOTAL	.276	29-27	116	22	32	5	5	3	21	56	.483	9	2	40	0	.339	0	6	3-5	48	1	2	.961

## Varela, C.J.

Year	avg	gp-gs	ab	r	h	2b	3b	hr	rbi	tb	slg%	bb	hbp	so	gdp	ob%	sf	sh	sb-att	po	a	e	fld%
2017	.000	0-0	0	0	0	0	0	0	0	0	.000	0	0	0	0	.000	0	0	0-0	1	2	0	1.000
2018	.000	0-0	0	0	0	0	0	0	0	0	.000	0	0	0	0	.000	0	0	0-0	2	9	1	.917
2019	.000	0-0	0	0	0	0	0	0	0	0	.000	0	0	0	0	.000	0	0	0-0	1	1	1	.667
2020	.000	1-1	0	0	0	0	0	0	0	0	.000	0	0	0	0	.000	0	0	0-0	1	2	1	.750
TOTAL	.000	1-1	0	0	0	0	0	0	0	0	.000	0	0	0	0	.000	0	0	0-0	5	14	3	.864

Year	era	w-l	app	gs	cg	sho	sv	ip	h	r	er	bb	so	2b	3b	hr	bf	bavg	wp	hbp	bk	sfa	sha
2017	5.11	2-1	13	4	0	0/1	1	24.2	23	14	14	11	23	0	0	4	108	.253	0	2	0	1	3
2018	3.40	4-0	19	6	0	0/0	3	42.1	34	18	16	28	29	6	1	3	185	.230	4	2	0	2	4
2019	6.38	0-0	10	5	0	0/1	0	24.0	25	19	17	18	24	7	0	3	115	.263	1	2	0	0	0
2020	1.17	3-0	5	2	1	1/0	0	15.1	8	2	2	5	15	2	0	0	58	.154	0	1	0	0	0
2021	0.00	0-0	1	0	0	0/1	0	1.0	1	0	0	0	0	0	0	0	3	.333	0	0	0	0	0
TOTAL	4.11	9-1	48	17	1	1/3	4	107.1	91	53	49	62	91	15	1	10	469	.234	5	7	0	3	7



# OSU SEASON HIGHS

## Batting

At bats:	44	-	at Wichita State (Feb 22, 2021)
Runs scored:	14	-	at Wichita State (Feb 22, 2021)
Hits:	17	-	at Wichita State (Feb 22, 2021)
RBIs:	14	-	at Wichita State (Feb 22, 2021)
Doubles:	6	-	at Wichita State (Feb 22, 2021)
Triples:	1	-	at Missouri State (Mar 02, 2021)
	1	-	vs Grand Canyon (Mar 06, 2021)
Home runs:	3	-	vs Illinois State (Feb 27, 2021)
	3	-	vs Illinois State (Feb 28, 2021)
	3	-	at Missouri State (Mar 02, 2021)
Total bases:	29	-	at Wichita State (Feb 22, 2021)
Walks:	10	-	at Oral Roberts (Mar 09, 2021)
Strikeouts:	13	-	vs Grand Canyon (Mar 07, 2021)
	13	-	at Oral Roberts (Mar 09, 2021)
Sac hits:	2	-	vs Illinois State (Feb 27, 2021)
Sac flies:	1	-	vs Illinois State (Feb 28, 2021)
	1	-	at Missouri State (Mar 02, 2021)
	1	-	vs Grand Canyon (Mar 05, 2021)
Stolen bases:	3	-	at Wichita State (Feb 22, 2021)
Hit by pitch:	3	-	vs Little Rock (Feb 24, 2021)
	3	-	vs Grand Canyon (Mar 05, 2021)
Caught stealing:	1	-	vs Grand Canyon (Mar 06, 2021)
	1	-	at Oral Roberts (Mar 09, 2021)
Runners LOB:	14	-	vs Little Rock (Feb 24, 2021)
	14	-	at Oral Roberts (Mar 09, 2021)
Hit into DP:	2	-	at Oral Roberts (Mar 09, 2021)

## Fielding

Putouts:	27	-	(11 times )
Assists:	13	-	at Wichita State (Feb 22, 2021)
Errors:	2	-	at Wichita State (Feb 21, 2021)
	2	-	vs Grand Canyon (Mar 07, 2021)
Passed balls:	1	-	vs Illinois State (Feb 26, 2021)
	1	-	vs Illinois State (Feb 27, 2021)
	1	-	at Missouri State (Mar 02, 2021)
DPs turned:	2	-	vs Little Rock (Feb 24, 2021)

## Pitching

Innings pitched:	9.0	-	(11 times )
Runs allowed:	6	-	at Wichita State (Feb 22, 2021)
Earned runs:	6	-	at Wichita State (Feb 22, 2021)
Walks allowed:	7	-	vs Illinois State (Feb 26, 2021)
Strikeouts:	19	-	at Oral Roberts (Mar 09, 2021)
Hits allowed:	11	-	at Wichita State (Feb 21, 2021)
Doubles allowed:	3	-	vs Grand Canyon (Mar 07, 2021)
Triples allowed:	1	-	at Wichita State (Feb 22, 2021)
	1	-	vs Illinois State (Feb 27, 2021)
Homers allowed:	1	-	vs Little Rock (Feb 24, 2021)
	1	-	vs Illinois State (Feb 26, 2021)
	1	-	vs Grand Canyon (Mar 05, 2021)
Wild pitches:	2	-	vs Illinois State (Feb 26, 2021)
	2	-	vs Grand Canyon (Mar 07, 2021)
Hit batters:	2	-	(4 times )

## Batting

At bats:	6	-	Garcia, Alix at Wichita State (Feb 22, 2021)
	6	-	Trenkle, Caeden at Wichita State (Feb 22, 2021)
Runs scored:	3	-	(5 times )
Hits:	3	-	(5 times )
RBIs:	4	-	Hewitt, Max at Wichita State (Feb 22, 2021)
Doubles:	2	-	Garcia, Alix at Wichita State (Feb 21, 2021)
	2	-	Mathis, Brock at Wichita State (Feb 22, 2021)
Triples:	1	-	Trenkle, Caeden at Missouri State (Mar 02, 2021)
	1	-	Cabbiness, Cade vs Grand Canyon (Mar 06, 2021)
Home runs:	1	-	(16 times )
Total bases:	7	-	Enc.-Strand, Chris. at Wichita State (Feb 22, 2021)
Walks:	3	-	McLean, Nolan vs Grand Canyon (Mar 07, 2021)
Strikeouts:	3	-	(4 times )
Sac hits:	1	-	(7 times )
Sac flies:	1	-	Mathis, Brock vs Illinois State (Feb 28, 2021)
	1	-	Thompson, Jake at Missouri State (Mar 02, 2021)
	1	-	Cabbiness, Cade vs Grand Canyon (Mar 05, 2021)
Stolen bases:	1	-	(6 times )
Hit by pitch:	1	-	(14 times )
Caught stealing:	1	-	Trenkle, Caeden vs Grand Canyon (Mar 06, 2021)
	1	-	Mathis, Brock at Oral Roberts (Mar 09, 2021)
Runners LOB:	5	-	Cabbiness, Cade vs Grand Canyon (Mar 07, 2021)
	5	-	Thompson, Jake at Oral Roberts (Mar 09, 2021)

## Fielding

Putouts:	19	-	Hewitt, Max at Oral Roberts (Mar 09, 2021)
Assists:	6	-	Morrill, Hueston at Wichita State (Feb 22, 2021)
	6	-	Golda, Matt vs Illinois State (Feb 26, 2021)
Errors:	2	-	Enc.-Strand, Chris. at Wichita State (Feb 21, 2021)
Passed balls:	1	-	Hewitt, Max vs Illinois State (Feb 26, 2021)
	1	-	Mathis, Brock vs Illinois State (Feb 27, 2021)
	1	-	Mathis, Brock at Missouri State (Mar 02, 2021)

## Pitching

Innings pitched:	7.0	-	Wrobleski, Justin vs Grand Canyon (Mar 06, 2021)
	7.0	-	Campbell, Justin at Oral Roberts (Mar 09, 2021)
Runs allowed:	4	-	Phansalkar, Roman at Wichita State (Feb 22, 2021)
Earned runs:	4	-	Phansalkar, Roman at Wichita State (Feb 22, 2021)
Walks allowed:	4	-	Campbell, Justin vs Little Rock (Feb 24, 2021)
Strikeouts:	14	-	Campbell, Justin at Oral Roberts (Mar 09, 2021)
Hits allowed:	8	-	Campbell, Justin at Oral Roberts (Mar 09, 2021)
Doubles allowed:	2	-	Davis, Kale vs Illinois State (Feb 27, 2021)
	2	-	Campbell, Justin at Oral Roberts (Mar 09, 2021)
Triples allowed:	1	-	Osmond, Bryce at Wichita State (Feb 22, 2021)
	1	-	Scott, Parker vs Illinois State (Feb 27, 2021)
Homers allowed:	1	-	Cheney, Wyatt vs Little Rock (Feb 24, 2021)
	1	-	Wrobleski, Justin vs Illinois State (Feb 26, 2021)
	1	-	Kelly, John vs Grand Canyon (Mar 05, 2021)
Wild pitches:	2	-	Osmond, Bryce vs Grand Canyon (Mar 07, 2021)
Hit batters:	2	-	Kelly, John vs Illinois State (Feb 27, 2021)





# OPPONENT SEASON HIGHS

## Batting

At bats:	38	-	at Wichita State (Feb 21, 2021)
Runs scored:	6	-	at Wichita State (Feb 22, 2021)
Hits:	11	-	at Wichita State (Feb 21, 2021)
RBIs:	6	-	at Wichita State (Feb 22, 2021)
Doubles:	3	-	vs Grand Canyon (Mar 07, 2021)
Triples:	1	-	at Wichita State (Feb 22, 2021)
	1	-	vs Illinois State (Feb 27, 2021)
Home runs:	1	-	vs Little Rock (Feb 24, 2021)
	1	-	vs Illinois State (Feb 26, 2021)
	1	-	vs Grand Canyon (Mar 05, 2021)
Total bases:	15	-	vs Grand Canyon (Mar 05, 2021)
Walks:	7	-	vs Illinois State (Feb 26, 2021)
Strikeouts:	19	-	at Oral Roberts (Mar 09, 2021)
Sac hits:	1	-	(5 times )
Sac flies:	1	-	vs Grand Canyon (Mar 05, 2021)
	1	-	vs Grand Canyon (Mar 07, 2021)
Stolen bases:	5	-	at Wichita State (Feb 22, 2021)
Hit by pitch:	2	-	(4 times )
Caught stealing:	1	-	(4 times )
Runners LOB:	13	-	at Wichita State (Feb 21, 2021)
Hit into DP:	2	-	vs Little Rock (Feb 24, 2021)

## Fielding

Putouts:	27	-	(5 times )
Assists:	10	-	at Wichita State (Feb 21, 2021)
	10	-	vs Illinois State (Feb 26, 2021)
Errors:	4	-	at Oral Roberts (Mar 09, 2021)
Passed balls:	3	-	at Oral Roberts (Mar 09, 2021)
DPs turned:	2	-	at Oral Roberts (Mar 09, 2021)

## Pitching

Innings pitched:	9.0	-	(5 times )
Runs allowed:	14	-	at Wichita State (Feb 22, 2021)
Earned runs:	11	-	at Wichita State (Feb 22, 2021)
Walks allowed:	10	-	at Oral Roberts (Mar 09, 2021)
Strikeouts:	13	-	vs Grand Canyon (Mar 07, 2021)
	13	-	at Oral Roberts (Mar 09, 2021)
Hits allowed:	17	-	at Wichita State (Feb 22, 2021)
Doubles allowed:	6	-	at Wichita State (Feb 22, 2021)
Triples allowed:	1	-	at Missouri State (Mar 02, 2021)
	1	-	vs Grand Canyon (Mar 06, 2021)
Homers allowed:	3	-	vs Illinois State (Feb 27, 2021)
	3	-	vs Illinois State (Feb 28, 2021)
	3	-	at Missouri State (Mar 02, 2021)
Wild pitches:	3	-	vs Grand Canyon (Mar 05, 2021)
Hit batters:	3	-	vs Little Rock (Feb 24, 2021)
	3	-	vs Grand Canyon (Mar 05, 2021)

## Batting

At bats:	5	-	(12 times )
Runs scored:	3	-	Ortiz, C. vs Grand Canyon (Mar 07, 2021)
Hits:	4	-	Bartlett at Wichita State (Feb 21, 2021)
RBIs:	3	-	Cornblum at Wichita State (Feb 22, 2021)
	3	-	Ortiz, C. vs Grand Canyon (Mar 05, 2021)
Doubles:	2	-	Burton, B. vs Grand Canyon (Mar 05, 2021)
	2	-	R. Cash at Oral Roberts (Mar 09, 2021)
Triples:	1	-	Cadena at Wichita State (Feb 22, 2021)
	1	-	Jones, H. vs Illinois State (Feb 27, 2021)
Home runs:	1	-	McWilliams, C. vs Little Rock (Feb 24, 2021)
	1	-	McCaw vs Illinois State (Feb 26, 2021)
	1	-	Ortiz, C. vs Grand Canyon (Mar 05, 2021)
Total bases:	5	-	McWilliams, C. vs Little Rock (Feb 24, 2021)
	5	-	Ortiz, C. vs Grand Canyon (Mar 05, 2021)
	5	-	R. Cash at Oral Roberts (Mar 09, 2021)
Walks:	2	-	(7 times )
Strikeouts:	4	-	Geha, L. at Missouri State (Mar 02, 2021)
	4	-	Colato, J. vs Grand Canyon (Mar 06, 2021)
	4	-	C. Denny at Oral Roberts (Mar 09, 2021)
Sac hits:	1	-	(5 times )
Sac flies:	1	-	Wilson, T. vs Grand Canyon (Mar 05, 2021)
	1	-	Colato, J. vs Grand Canyon (Mar 07, 2021)
Stolen bases:	2	-	Wallace at Wichita State (Feb 22, 2021)
Hit by pitch:	1	-	(10 times )
Caught stealing:	1	-	(4 times )
Runners LOB:	6	-	Burton, B. vs Grand Canyon (Mar 05, 2021)

## Fielding

Putouts:	14	-	B. Gibson at Oral Roberts (Mar 09, 2021)
Assists:	4	-	Gile vs Illinois State (Feb 26, 2021)
	4	-	Wilson, J. vs Grand Canyon (Mar 05, 2021)
Errors:	2	-	Jenkins, W. at Missouri State (Mar 02, 2021)
	2	-	R. Cash at Oral Roberts (Mar 09, 2021)
Passed balls:	3	-	B. Gibson at Oral Roberts (Mar 09, 2021)

## Pitching

Innings pitched:	7.0	-	Ohl, P. vs Grand Canyon (Mar 06, 2021)
Runs allowed:	6	-	Barnes, Z. vs Grand Canyon (Mar 05, 2021)
Earned runs:	5	-	Hynes at Wichita State (Feb 22, 2021)
Walks allowed:	4	-	Weatherley, J. vs Little Rock (Feb 24, 2021)
	4	-	A. Davis at Oral Roberts (Mar 09, 2021)
Strikeouts:	8	-	Eddy at Wichita State (Feb 21, 2021)
	8	-	Ohl, P. vs Grand Canyon (Mar 06, 2021)
Hits allowed:	6	-	Buckner, T. at Missouri State (Mar 02, 2021)
Doubles allowed:	2	-	(7 times )
Triples allowed:	1	-	Russell, M. at Missouri State (Mar 02, 2021)
	1	-	Hull, N. vs Grand Canyon (Mar 06, 2021)
Homers allowed:	2	-	Witcher vs Illinois State (Feb 27, 2021)
	2	-	Anderson vs Illinois State (Feb 28, 2021)
	2	-	Buckner, T. at Missouri State (Mar 02, 2021)
Wild pitches:	3	-	Glover, K. vs Grand Canyon (Mar 05, 2021)
Hit batters:	2	-	Eddy at Wichita State (Feb 21, 2021)
	2	-	Hynes at Wichita State (Feb 22, 2021)
	2	-	Barnes, Z. vs Grand Canyon (Mar 05, 2021)



## The Last Time...

### A Cowboy Hitter Had...

<b>8+ At Bats in a Game:</b>	Gage Green & Corey Hassel (8) vs. Texas, April 3, 2015
<b>5+ Hits in a Game:</b>	Garrett McCain (5) vs. Kansas, April 13, 2017
<b>6 Runs in a Game:</b>	Christian Funk vs. Kansas, April 12, 2019 (tied school record)
<b>5 Runs in a Game:</b>	Carson McCusker vs. Wright State, Feb. 23, 2019
<b>3 Doubles in a Game:</b>	Trevor Boone vs. Southeastern Louisiana, March 15, 2019
<b>2 Triples in a Game:</b>	Carson McCusker vs. Kansas State, March 23, 2019 (tied school record)
<b>A Grand Slam:</b>	Kaden Polcovich (6th inning) vs. Saint Louis, March 10, 2020
<b>A Pinch-Hit Home Run:</b>	Cade Cabiness vs. Oklahoma (2nd inning), April 27, 2018
<b>Hit For the Cycle:</b>	Garrett Bengel vs. Missouri State, June 2, 2017
<b>10 RBI in a Game:</b>	Jason Heath vs. Kansas State, April 24, 1993 (school record)
<b>9 RBI in a Game:</b>	Robbie Rea vs. Alabama A&M, March 10, 2012 (Game 1)
<b>8 RBI in a Game:</b>	Adam Carr vs. Kansas, May 22, 2005
<b>7 RBI in a Game:</b>	Kaden Polcovich vs. Saint Louis, March 10, 2020
<b>6 RBI in a Game:</b>	Carson McCusker vs. Texas, April 19, 2019
<b>5 RBI in a Game:</b>	Brock Mathis vs. Saint Louis, March 10, 2020
<b>10+ Total Bases:</b>	Trevor Boone (13) vs. Texas, April 18, 2019
<b>5 Walks in a Game:</b>	Corey Brown vs. Texas Tech, May 11, 2007
<b>4 Walks in a Game:</b>	Ryan Cash vs. Oral Roberts, June 3, 2017
<b>4 Strikeouts in a Game:</b>	Caeden Trenkle vs. Arizona State, Feb. 18, 2020
<b>Stole Home:</b>	Carson McCusker vs. Saint Louis, March 11, 2020
<b>4 Stolen Bases in a Game:</b>	Garrett McCain vs. Incarnate Word, March 1, 2016
<b>3 Stolen Bases in a Game:</b>	Gage Green vs. Southeastern Oklahoma State, March 20, 2013
<b>3 HRs in a Game:</b>	Trevor Boone vs. Texas, April 18, 2019 (tied school record)
<b>2 HRs in a Game:</b>	Brock Mathis vs. Saint Louis, March 10, 2020
<b>HRs in Consecutive At Bats:</b>	Brock Mathis vs. Saint Louis (2nd & 3rd innings), March 10, 2020
<b>Inside-the-Park Home Run:</b>	Kevin Bradley vs. Alcorn State, March 11, 2015
<b>2 Hits in an Inning:</b>	Trevor Boone vs. Texas (8th inning), April 18, 2019
<b>3 Hits in an Inning:</b>	Toby Rhodes vs. Grambling, Feb. 11, 2000 (tied for NCAA record)
<b>3 HBP in a Game:</b>	Rafael Thomas vs. Western Illinois, March 18, 2009 (Game 2)
<b>Led Off Game with HR:</b>	Devin Shines vs. Texas Tech, May 21, 2011
<b>Walk-Off Home Run:</b>	Ryan Sluder vs. Dallas Baptist, April 21, 2015

### A Cowboy Pitcher Had...

<b>A Complete Game:</b>	Jensen Elliott vs. Oklahoma, May 10, 2019
<b>A Complete Game (7 Innings):</b>	C.J. Varela vs. Little Rock, Feb. 26, 2020
<b>A Complete Game by a Freshman:</b>	Jensen Elliott vs. West Virginia, April 3, 2016
<b>Four-Straight Complete Games:</b>	Spencer Grogan vs. Kansas State 4/25; Kansas 4/17; Baylor 4/11; Texas A&M 4/3, 2004
<b>Consecutive Complete Games:</b>	Jensen Elliott vs. Oklahoma, May 10, 2019; vs. Baylor, May 17, 2019
<b>Consecutive Complete Games (7 Innings):</b>	Matt Smith at Baylor (9), April 18, 1998; vs. Nebraska (7), April 24, 1998
<b>A Shutout:</b>	Jensen Elliott vs. Texas, April 18, 2019
<b>A Shutout (7 Innings):</b>	C.J. Varela vs. Little Rock, Feb. 26, 2020
<b>Consecutive Shutouts:</b>	Thomas Hatch vs. TCU, April 22, 2016; vs. Texas, April 30, 2016; vs. Prairie View A&M, May 6, 2016
<b>A Combined Shutout:</b>	Justin Campbell (7.0), Mitchell Stone (0.2), Kale Davis (0.1) & Brett Standlee (1.0) vs. Oral Roberts, March 9, 2021*
<b>A Combined Shutout (7 Innings):</b>	Andrew Oliver (5), Brandon Adams (0.1) & Justin Friend (1.2) vs. Texas Tech, May 13, 2007
<b>A Shutout by a Freshman:</b>	Matt Smith vs. Nebraska, April 24, 1998
<b>Hit Four Batters in a Game:</b>	Matt Gardner vs. La Salle, Feb. 16, 2007
<b>A Three-Pitch Inning:</b>	Rick Rivas (5th inn.) vs. Dallas Baptist, April 11, 2006
<b>Had 10+ Strikeouts in a Game:</b>	Justin Campbell (14) vs. Oral Roberts, March 9, 2021*
<b>A 1-Hit Game:</b>	Jensen Elliott vs. Texas, April 18, 2019
<b>A 1-Hit Game (7 Innings):</b>	C.J. Varela vs. Little Rock, Feb. 26, 2020
<b>A Combined 1-Hit Game:</b>	Jensen Elliott (7.0), Peyton Battenfield (1.0) & Ben Leeper (1.0) vs. Southeastern Louisiana, March 15, 2019
<b>A No-Hitter:</b>	Bob Richardson vs. Houston, March 26, 1968
<b>A No-Hitter (7 Innings):</b>	Joe Giordanella vs. Oklahoma, April 1, 1985
<b>A Combined No-Hitter:</b>	Jason Bell (5.2), Brent Nichols (1.1), Rob Gaiko (1) & Marcus Cuper (1) vs. Missouri Southern, March 16, 1993



## The Last Time...

### Oklahoma State (The Team)...

Scored 30+ Runs:	30 vs. Western Illinois, March 18, 2009 (Game 1)
Scored 20+ Runs:	22 vs. Saint Louis, March 10, 2020
Scored 10+ Runs in an Inning:	10 (8th inn.) vs. Texas, April 18, 2019
Had 20+ Hits:	20 vs. Saint Louis, March 10, 2020
Had 7+ Doubles:	10 vs. Minnesota, March 6, 2011
Did Not Strikeout:	vs. Kansas, May 2, 2010
Had 4+ Triples:	4 vs. Arkansas-Pine Bluff, March 23, 2011
Had 10+ HRs:	12 vs. Kansas, April 12, 2019 (school record)
Had 7+ HRs:	12 vs. Kansas, April 12, 2019 (school record)
Had 10+ Walks:	10 vs. Kansas, April 12, 2019
Had 10+ Stolen Bases:	11 vs. Wichita State, April 27, 1956 (school record)
Allowed Less Than Three Hits:	2 vs. BYU, March 5, 2020
Was Shut Out:	vs. Texas, April 28, 2017
Was Shut Out at Home:	vs. Texas, April 28, 2017
Was Shut Out On The Road:	vs. Grand Canyon, Feb. 20, 2017
Had Back-to-Back Homers:	<i>Cade Cabbiness &amp; Brock Mathis (6th inn.) vs. Illinois State, Feb. 27, 2021</i>
Had Three Consecutive Homers:	Christian Funk/Colin Simpson/Andrew Navigato (1st inn.) vs. Oklahoma, May 10, 2019
Struck Out 15+ Times:	18 vs. Arizona State, Feb. 18, 2020
Turned a Triple Play:	vs. Cal State Fullerton, May 31, 2014
Was Held to 2 or Less Hits:	2 vs. Oral Roberts, May 2, 2017
Committed 4+ Errors in a Game:	4 vs. Grand Canyon, Feb. 14, 2020
Won Both Games of a Doubleheader:	vs. Kansas, April 20, 2018
Lost Both Games of a Doubleheader:	vs. Texas, April 14, 2012

### An Opponent...

Threw a No-Hitter:	Nick Schmidt (6), Brian McLelland (1) and Devin Collis (2), Arkansas, Feb. 11, 2006
Threw a One-Hitter:	B.R. Cook, Oregon State, Feb. 18, 1999
Hit 3 HRs:	Charlie Llewellyn, Texas-Arlington, March 10, 1993
Hit 2 HRs:	Josh Jung, Texas Tech, June 9, 2019
Had Back-to-Back HRs:	Aaron Dodson and Davis Wendzel (4th inn.), Baylor, May 13, 2017
Hit a Grand Slam:	Jake Scudder (2nd inn.), Kansas State, April 7, 2017
Had 5+ Hits in a Game:	Richie Cunningham (5), Baylor, May 11, 2018
Had 6+ RBI in a Game:	Drew Smith (6), Grand Canyon, Feb. 14, 2020
Scored 10+ Runs in an Inning:	Stetson (10 in the 3rd inn.), June 3, 2018
Had a Pinch-Hit Home Run:	E.J. Taylor, UT Rio Grande Valley, Feb. 21, 2020
Pitched a Complete Game:	Jack Perkins, Stetson, June 3, 2018
Had 10+ Strikeouts in a Game:	Erik Tolman (12), Arizona State, Feb. 18, 2020

*italics* — occurred during 2021 season

\* — most recent occurrence in 2021