

**VANDERBILT
FOOTBALL
SPRING PROSPECTUS**



2021

2021 Spring Practice Schedule

MARCH

17, 19, 23, 25, 27, 29, 31

APRIL

2, 6, 8, 10, 12, 14, 16

SPRING GAME

April 17

Vanderbilt Football Coaching Staff

Clark Lea	Head Coach
Hometown	Nashville, Tenn.
Bachelor's degree	Vanderbilt, 2004 (political science)
Master's degree	Vanderbilt, 2007 (political science)
Hired at Vanderbilt	December 13, 2020
Career Record	0-0/1st season
Justin Lustig	Assistant Head Coach • Special Teams Coordinator • Tight Ends
Jesse Minter	Defensive Coordinator • Safeties
David Raih	Offensive Coordinator • Wide Receivers
Joey Lynch	Pass Game Coordinator • Quarterbacks
Norval McKenzie	Run Game Coordinator • Running Backs
AJ Blazek	Offensive Line
Inoke Breckterfield	Defensive Line
John Egorugwu	Linebackers
Jovan Haye	Defensive Ends
LaMar Morgan	Cornerbacks

QUICK FACTS

VANDERBILT UNIVERSITY

Location	Nashville, Tenn.
Founded	1873
Enrollment	13,537
Nickname	Commodores
School Colors	Black & Gold
Stadium	Vanderbilt Stadium
Capacity/Surface	39,790/Shaw Sports Legion 46
Conference	Southeastern Conference
Division	East
Affiliation	NCAA FBS
Chancellor	Daniel Diermeier
Vice President & Director of Athletics	Dr. Candice Lee
Faculty Athletic Representative	Ann Price
Official Website	VUCommodores.com
Twitter • Instagram	@VandyFootball

2021 VANDERBILT FOOTBALL PREVIEW

2020 Overall Record	0-9
2020 SEC Record (Finish)	0-9 (6th/East)
Starters Returning	17
	(8 Offense; 7 Defense; 2 Special Teams)
Starters Lost	8
	(3 Offense; 4 Defense; 1 Special Teams)

VANDERBILT FOOTBALL HISTORY

First Season	1890
All-Time Record/Seasons	609-638-50 (.489)/130
All-Time Bowl Record	5-4
Last Bowl Game/Year	Academy Sports + Outdoors Texas Bowl/2018
Result	45-38 loss vs. Baylor

2021 Spring Practice Roster (Numerical; Class indicates Fall 2021 eligibility)

No.	Name	Pos.	Ht.	Wt.	Yr.	Hometown	High School
1	Donovan Kaufman	DB	5-10	197	So.	New Orleans, La.	Archbishop Rummel
2	Amir Abdur-Rahman	WR	6-4	217	Sr.	Atlanta, Ga.	Mays
3	Ja'Veon Marlow	RB	5-11	195	Sr.	Winter Haven, Fla.	Winter Haven
5	Mike Wright	QB	6-3	187	So.	Fayetteville, Ga.	Woodward Academy
6	Jeremy Moussa	QB	6-3	219	Sr.	Chino Hills, Calif.	Eleanor Roosevelt
6	Gabe Jeudy-Lally	DB	6-1	180	Jr.	Charlotte, N.C.	Ardrey Kell
7	Cam Johnson	WR	6-0	198	Sr.	Brentwood, Tenn.	Brentwood Academy
8	Ken Seals	QB	6-3	218	So.	Azle, Texas	Weatherford
8	Alex Williams	DL	6-6	260	Jr.	Akron, Ohio	Pickerington North
9	Daevion Davis	DL	6-2	285	Jr.	Madison, Ala.	James Clemens
9	Rocko Griffin	RB	5-9	205	So.	Rincon, Ga.	South Effingham
10	Gavin Schoenwald	TE	6-4	237	Sr.	Brentwood, Tenn.	Brentwood Academy
11	Tyrell Alexander	WR	6-1	184	6th	Lancaster, Texas	Lancaster
11	Justin Harris	DB	6-1	194	Jr.	Attalla, Ala.	Etowah
12	Brayden DeVault-Smith	LB	6-3	227	5th	Nashville, Tenn.	Pearl-Cohn
12	Jack Bowen	QB	6-0	187	Sr.	Grand Rapids, Mich.	Catholic Central
13	Brendon Harris	DB	6-1	212	Sr.	Chattanooga, Tenn.	Baylor School
14	Devin Boddie Jr.	WR	5-11	168	Jr.	Memphis, Tenn.	Whitehaven
14	Maxwell Worship	DB	6-1	206	Sr.	Fort Lauderdale, Fla.	Cardinal Gibbons
16	BJ Anderson	DB	6-1	190	Sr.	Andalusia, Ala.	Andalusia
17	Feleti Afemui	LB	6-3	244	5th	Kihei, Hawaii	Maui
18	Logan Kyle	WR	6-3	207	So.	Cypress, Texas	Tomball Memorial
19	Chris Pierce Jr.	WR	6-4	231	5th	Smithfield, Va.	Smithfield
22	Chase Lloyd	DB	6-2	207	So.	Atlanta, Ga.	Westlake
23	Jaylen Mahoney	DB	5-11	185	Jr.	Rock Hill, S.C.	South Pointe
24	Alston Orji	LB	6-2	245	Sr.	Rockwall, Texas	Rockwall
25	Mitchell Pryor	RB	6-1	220	Sr.	Darien, Conn.	Darien
26	Anfernee Orji	LB	6-2	224	Jr.	Rockwall, Texas	Rockwall
27	Ryan McCord	DB	6-1	180	So.	Dallas, Texas	Saint Mark's
28	Allan George	DB	6-1	187	5th	Andalusia, Ala.	Andalusia
29	Jack Barton	S/LB	6-0	201	So.	Dallas, Texas	Jesuit
30	De'Rickey Wright	DB	6-4	207	So.	Gadsden, Ala.	Gadsden City
31	AJ Walsh	LB	6-5	232	So.	Mattawan, Mich.	Mattawan
33	Dashaun Jerkins	DB	6-0	190	Sr.	Woodbridge, Va.	Woodbridge
36	Jared Wheatley	P	6-1	190	Jr.	Indian Trail, N.C.	Porter Ridge
37	Pierson Cooke	K/P	6-0	194	Sr.	Bloomfield Hills, Mich.	Cranbrook-Kingswood
41	Elijah McAllister	LB	6-6	245	Sr.	Rumson, N.J.	Rumson Fair Haven
42	Camden Coleman	DB	6-1	207	Sr.	Champaign, Ill.	University Laboratory
44	Christian James	DL	6-4	250	Jr.	Memphis, Tenn.	Christian Brothers
46	Michael Spencer	LB	6-4	249	So.	Union, Ky.	The Taft School
49	Zach Drevno	LS	6-0	218	Sr.	Saline, Mich.	Saline
50	Ethan Barr	LB	6-3	236	So.	Flower Mound, Texas	Marcus
51	Luke Blanton	LB	6-2	237	Sr.	Dallas, Texas	Highland Park
52	Kevo Wesley	OL	6-4	296	So.	Chicago, Ill.	Curie
52	Alex Brown	LB	6-2	243	Sr.	San Antonio, Texas	Claudia Taylor Johnson
53	Tommy Eckels	LB	6-2	229	So.	Kansas City, Mo.	Rockhurst
54	Tyler Steen	OL	6-5	317	Sr.	Miami, Fla.	St. Thomas Aquinas
57	Drew Birchmeier	OL	6-4	300	6th	Midlothian, Va.	Cosby
58	Wesley Schelling	LS	6-5	245	So.	Nashville, Tenn.	Pearl-Cohn
62	Julian Hernandez	OL	6-4	312	Jr.	Davie, Fla.	St. Thomas Aquinas
65	Michael Warden	OL	6-2	289	Sr.	Loveland, Ohio	Summit Country Day

67	Trent Weaver	OL	6-3	290	So.	St. Louis, Mo.	St. Louis University School
68	Jason Brooks, Jr.	OL	6-4	275	So.	Houston, Texas	Dobie
69	Brayden Bapst	OL	6-6	300	Jr.	Washington, D.C.	St. John's College
70	Bradley Ashmore	OL	6-6	294	So.	Neptune Beach, Fla.	Fletcher Senior
71	Donald Fitzgerald	OL	6-8	305	Jr.	Nashville, Tenn.	Hillsboro
72	Dan Dawkins	OL	6-3	308	Sr.	Staten Island, N.Y.	The Peddie School
73	Jonathan Stewart	OL	6-7	324	5th	Lawrenceville, Ga.	Mountain View
74	Cole Clemens	OL	6-6	344	5th	South Jordan, Utah	Bingham
75	Ben Cox	OL	6-5	292	So.	Radford, Va.	Radford
78	Bryce Bailey	OL	6-5	306	5th	Newburgh, Ind.	Castle
81	Will Sheppard	WR	6-3	190	So.	Mandeville, La.	Mandeville
84	Justin Ball	TE	6-6	232	Jr.	Glenn Dale, Md.	Gonzaga Prep
85	Joel DeCoursey	TE	6-4	245	Jr.	Zionsville, Ind.	Zionsville Community
86	Ben Bresnahan	TE	6-4	244	Sr.	Cumming, Ga.	West Forsyth
88	Michael Owusu	LB	6-5	240	5th	Oxnard, Calif.	Oaks Christian
89	Diego LaMonica	TE	6-4	230	So.	Miami, Fla.	Gulliver Prep
92	Derek Green	DL	6-5	320	Jr.	Richlands, N.C.	Southwest
93	Tolu Thomas-Ailara	DL	6-3	252	Sr.	Chicago Heights, Ill.	Marian Catholic
94	Rutger Reitmaier	DL	6-3	266	Sr.	Nashville, Tenn.	Lipscomb Academy
95	Harrison Smith	P	5-10	188	Sr.	Franklin, Tenn.	Brentwood Academy
95	Raashaan Wilkins Jr.	DL	6-3	307	Sr.	Chicago, Ill.	Mt. Carmel
96	Nate Clifton	DL	6-5	267	Jr.	La Vergne, Tenn.	Brentwood Academy
97	Lorenza Surgers	DL	6-5	258	Sr.	Cary, N.C.	Panther Creek
99	Malik Langham	DL	6-5	290	Sr.	Huntsville, Ala.	Lee
	Marcus Bradley	DL	6-3	270	Fr.	Gaithersburg, Md.	Quince Orchard
	Delfin Xavier Castillo	OL	6-5	310	Fr.	Kissimmee, Fla.	Osceola
	Re'Mahn Davis	RB	5-9	215	Jr.	San Francisco, Calif.	Blair Academy
	John Howse	DB	5-1	185	Fr.	Nashville, Tenn.	Brentwood
	Jake Ketschek	OL	6-4	310	Fr.	Absecon, N.J.	St. Augustine Prep
	Gage Pitchford	OL	6-6	295	Fr.	Newnan, Ga.	East Coweta
	Tyson Russell	DB	5-11	175	Fr.	Plantation, Fla.	St. Thomas Aquinas
	Terion Sugick	DL	6-2	305	Fr.	Landover, Md.	Rock Creek Christian Academy
	Junior Uzebu	OL	6-6	305	Jr.	Atlanta, Ga.	Alpharetta

VANDERBILT FOOTBALL COACHING STAFF

Clark Lea (Vanderbilt '04) – Head Coach

Justin Lustig (Bucknell '00) – Assistant Head Coach • Special Teams Coordinator • Tight Ends

Jesse Minter (College of Mount Saint Joseph '05) – Defensive Coordinator • Safeties

David Raih (Iowa '03) – Offensive Coordinator • Wide Receivers

Joey Lynch (Ball State '07) – Pass Game Coordinator • Quarterbacks

Norval McKenzie (Vanderbilt '05) – Run Game Coordinator • Running Backs

AJ Blazek (Iowa '02) – Offensive Line

Inoke Breckterfield (Oregon State '07) – Defensive Line

John Egorugwu (William Jewell '07) – Linebackers

Jovan Haye (Vanderbilt '07) – Defensive Ends

LaMar Morgan (Louisiana Lafayette '07) – Cornerbacks

QUARTERBACK

Lettermen returning (2): Ken Seals, Mike Wright

Lettermen lost (0): None

Starters returning (1): Ken Seals

Starters lost (0): None

2020 Returning QBs (listed alphabetically): Jack Bowen, Jeremy Moussa, Ken Seals, Mike Wright

QB NOTES

** 2020 QBs **Ken Seals** and **Mike Wright** were the only two Commodores who threw a pass last season. Both return to the squad in 2021

** Seals completed 186-of-288 passes (64.6%) for a Vanderbilt freshman-record 1,928 yards to go along with 12 touchdowns ... Among freshmen passers nationally, Seals finished 2020 ranked second in passing yards, completions, attempts and completion percentage while standing third in touchdowns and efficiency (127.6)

** Among SEC players, Seals finished tied for sixth in passing touchdowns; eighth in completions, pass attempts and yards of total offense (1,876); ninth in passing yards, passing yards/game (214.2), completion percentage, yards of total offense/game (208.4) and total offensive plays (329); and tied for 10th in total offensive touchdowns (12)

** Wright played in six games, completing six-of-10 passes for 51 yards and one touchdown with one interception ... he added 14 rushing attempts for 15 yards and one score, at Kentucky

** Rising seniors **Jack Bowen** and **Jeremy Moussa** have not experienced game action ... Moussa transferred to Vanderbilt in 2020 after leading San Bernardino Valley College to 9-2 record in 2019 ... Bowen enters his fourth year with Vandy

RETURNING LETTERMEN

Ken Seals (6-3, 218, So.)

** Started all nine games, becoming just the third SEC true freshman quarterback to start a season opener, and the first to do so in a true road game

** Became fourth true freshman since 2012 to make his first two starts against top-20 foes, and the first since Tanner Mangum of BYU did so in 2015 against No. 20 Boise State (Sept. 12) and No. 10 UCLA (Sept. 19)

** Joined Mississippi State's Will Rogers as the only two true freshmen nationally who completed at least 60 percent of his passes and threw for more than 1,000 yards

** Threw for a career-high 336 passing yards at Mississippi State to set the Commodore single-game freshman record

Year	G/GS	Comp	Att	Pct.	Yards	TD	INT	Lg
2020	9/9	186	288	.646	1,928	12	10	58
Total	9/9	186	288	.646	1,928	12	10	58

Year	G/GS	Rush	Yards	Avg.	TD	Lg
2020	9/9	41	-52	-1.3	0	13
Total	9/9	41	-52	-1.3	0	13

Mike Wright (6-3, 187, So.)

** Played in six games during debut season, throwing first career touchdown pass, and rushing for first career score, at Kentucky

** Tallied first career pass attempts against South Carolina, including 25-yard completion

Year	G/GS	Comp	Att	Pct.	Yards	TD	INT	Lg
2020	6/0	6	10	.600	51	1	1	25
Total	6/0	6	10	.600	51	1	1	25

Year	G/GS	Rush	Yards	Avg.	TD	Lg
2020	6/0	14	15	1.1	1	11
Total	6/0	14	15	1.1	1	11

RUNNING BACK

Lettermen returning (3): Rocko Griffin, Ja'Veon Marlow, Mitchell Pryor

Lettermen lost (2): Keyon Henry-Brooks, Jamauri Wakefield

Starters returning (0): None

Starters lost (1): Keyon Henry-Brooks

2020 Returning RBs (listed alphabetically): Rocko Griffin, Ja'Veon Marlow, Mitchell Pryor

RB NOTES

** Vanderbilt returns rising senior **Ja'Veon Marlow**, who started two games in the absence of **Keyon Henry-Brooks** ... Returning to the mix are also **Rocko Griffin** and **Mitchell Pryor**, who played key roles for the Commodores last fall

** In all, the Commodores return three of the team's top five rushing yardage leaders from 2020

** Vanderbilt brings back 419 of the 991 net rushing yards (42.3 percent) and two ground scores from last season

** Henry-Brooks entered the transfer portal after gaining a team-high 494 yards and a squad-best two rushing touchdowns ... He was also the lone Commodore with more than 50 rushing attempts in 2020

** Transfer **Re'Mahn Davis** joined Vanderbilt for the start of the spring semester and will go through spring ball with the Commodores ... Davis played in 16 games at Temple during the 2019 and 2020 seasons and finished with 271 carries for 1,259 yards (4.6 yards/carry) and nine touchdowns to go along with 27 receptions for 243 yards (9.0 yards/catch) and two scores

RETURNING LETTERMEN

Rocko Griffin (5-9, 205, So.)

** Played in eight games during rookie season, totaling 37 carries for 92 yards (2.5 yards/carry)

** Five or more carries in five contests with a season-high 13 at Mississippi State

** Year-best 25 rushing yards against No. 6 Florida

Year	G/GS	Att	Yds	TD	Lg	Avg/C	Avg/G
2020	8/0	37	92	0	15	2.5	11.5
TOTAL	8/0	37	92	0	15	2.5	11.5

Ja'Veon Marlow (5-11, 195, Sr.)

** Played in four games with two starts, at No. 10 Texas A&M and vs. No. 6 Florida

** 186 yards on 46 carries for 4.0 yards/carry and 46.5 yards/game

** Two games with 65 or more rushing yards

** Career-high 17 carries for 83 yards against No. 20 LSU, including career-long 22-yard rush

Year	G/GS	Att	Yds	TD	Lg	Avg/C	Avg/G
2018	4/0	5	46	0	18	9.2	11.5
2019	8/0	10	42	0	8	4.2	5.2
2020	4/2	46	186	0	22	4.0	46.5
TOTAL	16/2	61	274	0	22	4.5	17.1

Mitchell Pryor (6-1, 220, Sr.)

** SEC Academic Honor Roll

** Played in all nine games

** 28 carries for 117 yards (4.2 yards/carry) and one touchdown, at Kentucky

** Three receptions for 21 yards (7.0 yards/reception)

** Three or more carries in each of the last four games

** Team-high tying 13 carries for a career-best 44 rushing yards against No. 6/5 Florida

Year	G/GS	Att	Yds	TD	Lg	Avg/C	Avg/G
2019	9/0	5	49	1	31	9.8	5.4
2020	9/0	28	117	1	15	4.2	13.0
TOTAL	18/0	33	166	2	31	5.0	9.2

TIGHT END

Lettermen returning (3): Justin Ball, Ben Bresnahan, Gavin Schoenwald

Lettermen lost (0): None

Starters returning (1): Ben Bresnahan

Starters lost (0): None

2020 Returning TEs (listed alphabetically): Justin Ball, Ben Bresnahan, Joel DeCoursey, Diego LaMonica, Gavin Schoenwald

TE NOTES

** Unquestionably a position of strength for Vanderbilt in 2020, the tight end room returns fully stocked for the spring

** Every pass caught by a Commodore tight end in 2020 returns in 2021

** Rising senior **Ben Bresnahan** turned in a standout campaign last fall, starting all nine games and standing second on the team in touchdowns (four) and points scored (24)

** Rising junior **Justin Ball** was an SEC Academic Honor Roll pick who started four contests last fall while rising senior **Gavin Schoenwald** was also an SEC Academic Honor Roll selection while playing in seven games

** **Joel DeCoursey** and **Diego LaMonica** look to get in the mix this spring after neither experienced playing time last fall

RETURNING LETTERMEN

Ben Bresnahan (6-4, 244, Sr.)

** Started nine games, one of six Commodores to do so

** 28 receptions for 300 yards (10.7 yards/catch) and four touchdowns

** Second on the team in touchdowns and points scored (24) and tied for second in catches

** Among SEC tight ends, ranked fourth in scoring grabs, fifth in catches and sixth in receiving yards

** Three or more catches seven times with 45 or more receiving yards three times

** Scored first career touchdown in week two against No. 20/17 LSU

** Career-high six catches for a personal-best 72 yards against Ole Miss

** SEC Academic Honor Roll

Year	G/GS	Rec	Yds	TD	Lg	Rec/G	Avg/C	Avg/G
2019	12/2	7	105	0	26	0.6	15.0	8.8
2020	9/9	28	300	4	43	3.1	10.7	33.3
TOTAL	21/11	35	405	4	43	1.5	11.6	17.6

Justin Ball (6-6, 232, Jr.)

** SEC Academic Honor Roll

** Played in all nine contests and started four

** One reception for minus-3 yards

Year	G/GS	Rec	Yds	TD	Lg	Rec/G	Avg/C	Avg/G
2020	9/4	1	-3	0	0	0.1	-3.0	-0.3
TOTAL	9/4	1	-3	0	0	0.1	-3.0	-0.3

Gavin Schoenwald (6-4, 237, Sr.)

** SEC Academic Honor Roll

** Played in seven games, primarily as a member of the special teams units

Year	G/GS	Rec	Yds	TD	Lg	Rec/G	Avg/C	Avg/G
2018	1/0	0	0	0	0	0.0	0.0	0.0
2019	11/0	0	0	0	0	0.0	0.0	0.0
2020	7/0	0	0	0	0	0.0	0.0	0.0
TOTAL	19/0	0	0	0	0	0.0	0.0	0.0

WIDE RECEIVER

Lettermen returning (4): Amir Abdur-Rahman, Tyrell Alexander, Cam Johnson, Chris Pierce Jr., Will Sheppard

Lettermen lost (1): Jayden Harrison

Starters returning (3): Amir Abdur-Rahman, Cam Johnson, Chris Pierce Jr.

Starters lost (0): None

2020 Returning WRs (listed alphabetically): Amir Abdur-Rahman, Devin Boddie Jr., Cam Johnson, Logan Kyle, Chris Pierce Jr., Will Sheppard

WR NOTES

** Vanderbilt returns its top three leading wideouts from last fall in **Amir Abdur-Rahman, Cam Johnson** and **Chris Pierce Jr.**

** The three combined for 108 receptions, nine touchdowns and 1,322 yards during the 2020 season

** All other Commodore receivers combined to make 13 catches during the season

** Johnson led the squad in receiving yards (545) while Pierce Jr. topped the team in scoring grabs with five

** Rising sophomore **Will Sheppard** looks to add to his freshman campaign, when he played in eight games and caught two passes for 30 yards (15.0 yards/catch)

RETURNING LETTERMEN

Amir Abdur-Rahman (6-4, 217, Sr.)

** Played in nine games and started eight, making 27 receptions for 406 yards (15.0 yards/catch) and one touchdown

** Second on the team in receiving yards and first in yards/catch

** Within the SEC, stood 14th in yards/catch

** Five games with three or more receptions

** Six games with 45 or more receiving yards, including two with 70 or more yards

** In season opener at No. 10 Texas A&M, registered five receptions for 72 yards, including second career touchdown

** Hauled in a career-high seven catches for personal-best 89 yards at Kentucky

Year	G/GS	Rec	Yds	TD	Lg	Rec/G	Avg/C	Avg/G
2018	13/1	4	108	1	52	0.3	27.0	8.3
2019	1/0	0	0	0	0	0.0	0.0	0.0
2020	9/8	27	406	1	46	3.0	15.0	45.1
TOTAL	23/9	31	514	2	52	1.2	16.6	22.3

Tyrell Alexander (6-1, 184, 6th)

** Nine games played with one start, at Kentucky

** Two receptions for 11 yards (5.5 yards/catch) and one rush for minus-6 yards

** Vanderbilt debut in season opener at No. 10 Texas A&M, one catch for six yards

** One reception for five yards against South Carolina

** Two tackles on special teams, one each against South Carolina and Ole Miss

Year	G/GS	Rec	Yds	TD	Lg	Rec/G	Avg/C	Avg/G
2020	9/1	2	11	0	6	0.2	5.5	1.2
TOTAL	9/1	2	11	0	6	0.2	5.5	1.2

Cam Johnson (6-0, 198, Sr.)

- ** SEC Academic Honor Roll
- ** Nine games played with five starts
- ** Team leader in receptions (56) and receiving yards (545)
- ** Ranked sixth among SEC players in receptions and receptions/game (6.2)
- ** Four or more receptions in each of the last seven games with seven or more grabs in four contests
- ** 60 or more receiving yards in five contests with 90 or more yards in three
- ** From Oct. 25-Dec. 13, stood second nationally in receptions (47)
- ** Hauled in a career-high 14 catches for 97 yards against Ole Miss with a personal-best 114 receiving yards on 10 catches at Mississippi State

Year	G/GS	Rec	Yds	TD	Lg	Rec/G	Avg/C	Avg/G
2018	4/0	4	45	0	14	1.0	11.2	11.2
2019	12/9	30	316	3	28	2.5	10.5	26.3
2020	9/5	56	545	3	40	6.2	9.7	60.6
TOTAL	25/14	90	906	6	40	3.6	10.1	36.2

Chris Pierce Jr. (6-4, 231, 5th)

- ** Played in all nine games with eight starts, hauling in 25 receptions for 371 yards (14.8 yards/catch) and team-high five touchdowns
- ** Averaged 41.2 receiving yards/game and paced the team with 30 points
- ** Tied for 14th nationally and fourth in SEC with five receiving scores from Oct. 25-Dec. 13
- ** Hauled in touchdown catches in four consecutive games — Ole Miss, Mississippi State, Kentucky and Florida
- ** Registered a personal-best six receptions at Mississippi State, including one touchdown catch
- ** Made four catches vs. No. 6 Florida for season-best 97 yards

Year	G/GS	Rec	Yds	TD	Lg	Rec/G	Avg/C	Avg/G
2017	9/0	0	0	0	0	0.0	0.0	0.0
2018	13/8	13	128	1	20	1.0	9.8	9.8
2019	12/8	14	245	1	75	1.2	17.5	20.4
2020	9/8	25	371	5	58	2.8	14.8	41.2
TOTAL	43/24	52	744	7	75	1.2	14.3	17.3

Will Sheppard (6-3, 190, So.)

- ** Played in eight games, making two receptions for 30 yards
- ** First career catch was 24-yard grab against No. 6/5 Florida
- ** Six-yard reception at Missouri

Year	G/GS	Rec	Yds	TD	Lg	Rec/G	Avg/C	Avg/G
2020	8/0	2	30	0	24	0.2	15.0	3.8
TOTAL	8/0	2	30	0	24	0.2	15.0	3.8

OFFENSIVE LINE

Lettermen returning (7): OL Bradley Ashmore, OL Brayden Bapst, OL Drew Birchmeier, OL Ben Cox, OL Dan Dawkins, OL Julian Hernandez, OL Tyler Steen

Lettermen lost (2): C Grant Miller, OL Connor Mignone

Starters returning (3): OL Drew Birchmeier, OL Tyler Steen, OL Dan Dawkins

Starters lost (2): OT Connor Mignone, C Grant Miller

2020 Returning OLs (listed alphabetically): Bradley Ashmore, Bryce Bailey, Brayden Bapst, Drew Birchmeier, Jason Brooks Jr., Cole Clemens, Ben Cox, Dan Dawkins, Donald Fitzgerald, Julian Hernandez, Tyler Steen, Jonathan Stewart, Michael Warden, Trent Weaver, Kevo Wesley

OL NOTES

- ** Provided pass protection for the Commodores to rank 31st nationally in completion percentage (63.8)

** Key piece of an offense that increased its total offensive yards/game, passing yards/game, passing yards/completion, passing yards/attempt and third-down conversion percentage from 2019 to 2020

** Provided pass protection for Ken Seals, who set the Vanderbilt freshman record with 1,928 passing yards

** Blocked for a trio of Seals' 300-yard passing games, the third most in a Commodore career

** Returns three starters in **Drew Birchmeier**, **Tyler Steen** and **Dan Dawkins**, having to replace tackle **Connor Mignone** and center **Grant Miller**

** A group of early enrollees join the mix with true freshmen **Jake Ketschek**, **Gage Pitchford** and **Delfin Xavier Castillo** ... Transfer **Junior Uzebu** also enrolled in time for the spring semester after two years at West Virginia

RETURNING LETTERMEN

Bradley Ashmore (6-6, 294, So.)

- ** Played in all nine games and started five
- ** Earned first career start against Ole Miss, at left guard
- ** Started four games at right tackle, versus Mississippi State, Kentucky, Florida and Tennessee

Brayden Bapst (6-6, 300, Jr.)

- ** SEC Academic Honor Roll
- ** Played in the final seven games of the season

Drew Birchmeier (6-4, 300, 6th)

- ** During fall camp, made the transition from defensive line to offensive line
- ** For the season finale against Tennessee, shifted back to the defensive line
- ** Played in seven games and started five, all at right guard
- ** Missed contests at Mississippi State and Kentucky

Ben Cox (6-5, 292, So.)

- ** Played in eight of nine games, missing only the Missouri tilt
- ** Started one game, at right tackle against Tennessee
- ** Primarily a member of the special teams blocking units

Dan Dawkins (6-3, 308, Sr.)

- ** SEC Academic Honor Roll
- ** Played in seven games and started four, the first three of the season and the finale, at left guard

Julian Hernandez (6-4, 312, Jr.)

- ** Played in five games and started four at left guard, versus Mississippi State, Kentucky, Florida and Missouri

Tyler Steen (6-5, 317, Sr.)

- ** Started all nine games at left tackle
- ** Has played in every game last two seasons

DEFENSIVE LINE

Lettermen returning (7): DL Nate Clifton, DL Daevion Davis, DL Derek Green, DL Christian James, DL Malik Latham, DL Rutger Reitmaier, DL Raashaan Wilkins Jr.

Lettermen lost (2): DE Dayo Odeyingbo, DT Cameron Tidd

Starters returning (1): DL Raashaan Wilkins Jr.

Starters lost (2): DE Dayo Odeyingbo, DT Cameron Tidd

2020 Returning DLs (listed alphabetically): Nate Clifton, Daevion Davis, Derek Green, Christian James, Malik Latham, Rutger Reitmaier, Lorenza Surgers, Tolu Thomas-Ailara, Raashaan Wilkins Jr., Alex Williams

DL NOTES

** One of Vanderbilt's only positions to lose multiple starters, the Commodores return just rising senior **Raashaan Wilkins Jr.**

** Three-year starting DE **Dayo Odeyingbo** departed for the NFL Draft while Wilkins Jr. is back for his second year as a starter

** Odeyingbo, who finished his career ranked fifth in Vanderbilt history in tackles for loss, paced the Commodores in sacks (5.5) and tackles for loss (8.0) during the 2020 season

** Rising junior **Nate Clifton** will compete for an open starting spot on the line after producing six tackles, 1.0 tackle for loss and 1.0 sack last fall

** Rising senior **Rutger Reitmaier** looks to get into the starting mix after playing in five games and totaling three tackles in 2020

** True freshmen **Marcus Bradley** and **Terion Sugick** enrolled in January and will join the team for spring drills

RETURNING LETTERMEN

Nate Clifton (6-5, 267, Jr.)

** SEC Academic Honor Roll

** Played in eight games and started three, versus Mississippi State, No. 6/5 Florida and Tennessee

** Six tackles, 1.0 tackle for loss and 1.0 sack

** Personal-best two stops against Tennessee and one apiece against No. 10/11 Texas A&M, No. 20/17 LSU, South Carolina and Ole Miss

** First career sack against Tennessee for a 10-yard loss

Year	G/GS	Solo	Ast	Total	TFL	QBS	PD	FF	FR	Blkd	QBH
2020	8/3	2	4	6	1.0-10	1.0-10	0	0	0	0	0
TOTAL	8/3	2	4	6	1.0-10	1.0-10	0	0	0	0	0

Daevion Davis (6-2, 285, Jr.)

** Played in eight games with a start at Kentucky

** 18 tackles, 0.5 tackles for loss, 0.5 sack, one caused fumble, one fumble recovery and two quarterback pressures

** First career forced fumble and fumble recovery at No. 10 Texas A&M

** First sack and tackle for loss against South Carolina

** Season-high four tackles Ole Miss

** Three tackles apiece against No. 20 LSU, Mississippi State and Kentucky

Year	G/GS	Solo	Ast	Total	TFL	QBS	PD	FF	FR	Blkd	QBH
2019	11/4	3	11	14	1.0-6	0.0-0	0	0	0	0	0
2020	8/1	5	13	18	0.5-2	0.5-2	0	1	1	0	2
TOTAL	19/5	8	24	32	1.5-8	0.5-2	0	1	1	0	2

Derek Green (6-5, 320, Jr.)

** Played in eight games

** Five tackles with a year-high two against No. 6/5 Florida

** Single stops at Mississippi State, Kentucky and Missouri

Year	G/GS	Solo	Ast	Total	TFL	QBS	PD	FF	FR	Blkd	QBH
2020	8/0	2	5	7	0.0-0	0.0-0	0	0	0	0	0
TOTAL	8/0	2	5	7	0.0-0	0.0-0	0	0	0	0	0

Christian James (6-4, 250, Jr.)

** Played in eight games

** 11 tackles with a season-best three tackles versus both Ole Miss and Florida

** Booked two stops against both LSU and Mississippi State

** First career tackle for loss against Ole Miss with an eight-yard stop

Year	G/GS	Solo	Ast	Total	TFL	QBS	PD	FF	FR	Blkd	QBH
2019	1/0	0	1	1	0.0-0	0.0-0	0	0	0	0	0
2020	8/0	3	8	11	1.0-8	0.0-0	0	0	0	0	0
TOTAL	9/0	3	9	12	1.0-8	0.0-0	0	0	0	0	0

Malik Latham (6-5, 290, Sr.)

** SEC Academic Honor Roll

** Played in all nine games

** Seven tackles and two quarterback pressures

** Year-best two stops against both No. 20/17 LSU and Tennessee

** Single stops against South Carolina, Ole Miss and Kentucky

Year	G/GS	Solo	Ast	Total	TFL	QBS	PD	FF	FR	Blkd	QBH
2020	9/0	3	4	7	0.0-0	0.0-0	0	0	0	0	2
TOTAL	9/0	3	4	7	0.0-0	0.0-0	0	0	0	0	2

Rutger Reitmaier (6-3, 266, Sr.)

** SEC Academic Honor Roll

** Played in five games

** Three tackles, two against Florida and one versus South Carolina

Year	G/GS	Solo	Ast	Total	TFL	QBS	PD	FF	FR	Blkd	QBH
2018	11/0	3	4	7	0.0-0	0.0-0	0	0	0	0	0
2019	12/0	7	7	14	4.5-11	0.5-4	1	0	0	0	1
2020	5/0	0	3	3	0.0-0	0.0-0	0	0	0	0	0
TOTAL	28/0	10	14	24	4.5-11	0.5-4	1	0	0	0	1

Raashaan Wilkins Jr. (6-3, 307, Sr.)

** Started all nine games, one of six Commodores to do so

** Eight tackles, 2.0 tackles for loss and a fumble recovery

** Two tackles in Commodore debut at No. 10/11 Texas A&M

** 2.0 tackles for loss and a fumble recovery against South Carolina

Year	G/GS	Solo	Ast	Total	TFL	QBS	PD	FF	FR	Blkd	QBH
2020	9/9	5	3	8	2.0-2	0.0-0	0	0	1	0	0
TOTAL	9/9	5	3	8	2.0-2	0.0-0	0	0	1	0	0

LINEBACKERS

Lettermen returning (5): Ethan Barr, Brayden DeVault-Smith, Alston Orji, Anfernee Orji, Michael Owusu

Lettermen lost (2): Kenny Hebert, Andre Mintze

Starters returning (2): Ethan Barr, Anfernee Orji

Starters lost (1): Andre Mintze

2020 Returning LBs (listed alphabetically): Feleti Afemui, Ethan Barr, Luke Blanton, Alex Brown, Tre Brown, Brayden DeVault-Smith, Tommy Eckels, Griffin Lampton, Elijah McAllister, Alston Orji, Anfernee Orji, Michael Owusu, Michael Spencer, AJ Walsh

LB NOTES

** Vanderbilt must linebacker mainstay **Andre Mintze**, but returns a pair of starters in **Ethan Barr** and **Anfernee Orji**

** Mintze played in 43 career games with 18 starts, recording 75 tackles with at least one in his final 22 career games

** As a whole, a trio of fifth-year seniors fill the position rooms with **Feleti Afemui**, **Brayden DeVault-Smith** and **Michael Owusu**

** Rising sophomore Anfernee Orji led the team in tackles and booked nine or more stops three times last fall ... Orji ranked 16th in the SEC in tackles/game (7.3) with a career-high 13 in the season finale versus Tennessee
 ** Rising sophomore Barr started three games, including the final two of the 2020 campaign, and ranked third among SEC freshmen in tackles/game (4.1)

RETURNING LETTERMEN

Ethan Barr (6-3, 236, So.)

** Played in all nine games and started three, at Mississippi State, at Missouri and versus Tennessee
 ** 37 tackles and 0.5 tackles for loss
 ** Three games with six or more tackles
 ** Four tackles versus Ole Miss, including first career tackle for loss
 ** Six tackles versus Mississippi State in first career start
 ** Personal-best, and team-leading, 10 tackles at Missouri

Year	G/GS	Solo	Ast	Total	TFL	QBS	PD	FF	FR	Blkd	QBH
2020	9/3	19	18	37	0.5-1	0.0-0	0	0	0	0	0
TOTAL	9/3	19	18	37	0.5-1	0.0-0	0	0	0	0	0

Brayden DeVault-Smith (6-3, 227, 5th)

** SEC Academic Honor Roll
 ** Eight games played with 16 tackles, 2.5 tackles for loss, 1.0 sack, one pass breakup and one quarterback pressure
 ** Three or more tackles against No. 6 Florida and Kentucky
 ** First career sack with 1.5 total tackles for loss against Ole Miss
 ** Career-high six tackles against No. 6 Florida, including 1.0 tackle for loss

Year	G/GS	Solo	Ast	Total	TFL	QBS	PD	FF	FR	Blkd	QBH
2018	13/1	4	4	8	0.0-0	0.0-0	0	0	0	0	0
2019	11/1	13	10	23	0.0-0	0.0-0	0	0	0	0	1
2020	8/0	10	6	16	2.5-3	1.0-2	1	0	0	0	1
TOTAL	32/2	27	20	47	2.5-3	1.0-2	1	0	0	0	2

Alston Orji (6-2, 245, Sr.)

** Played in seven games and started two, at No. 10/11 Texas A&M and versus No. 20/17 LSU, recording 16 tackles and one quarterback pressure
 ** Season-high four tackles twice, versus No. 20/17 LSU and at Missouri

Year	G/GS	Solo	Ast	Total	TFL	QBS	PD	FF	FR	Blkd	QBH
2018	11/0	2	2	4	0.0-0	0.0-0	0	0	0	0	0
2019	4/0	1	1	2	0.0-0	0.0-0	0	0	0	0	0
2020	7/2	8	8	16	0.0-0	0.0-0	0	0	0	0	1
TOTAL	22/2	11	11	22	0.0-0	0.0-0	0	0	0	0	1

Anfernee Orji (6-2, 224, Jr.)

** Nine games played and started
 ** Team-leading 66 tackles, 1.5 tackles for loss, 1.0 sack, two pass breakups and one caused fumble
 ** Within the SEC, ranked 16th in tackles/game (7.3)
 ** Seven or more tackles six times with nine or more stops three times
 ** First career forced fumble at Kentucky
 ** Nine stops against No. 6/5 Florida
 ** Career-high 13 tackles, the most for a Commodore in 2020, in the home finale against Tennessee
 ** Booked year's sack versus the Volunteers

Year	G/GS	Solo	Ast	Total	TFL	QBS	PD	FF	FR	Blkd	QBH
2019	9/0	2	4	6	0.0-0	0.0-0	1	0	0	0	1
2020	9/9	31	35	66	1.5-10	1.0-10	2	1	0	0	0
TOTAL	18/9	33	39	72	1.5-10	1.0-10	3	1	0	0	1

Michael Owusu (6-5, 240, 5th)

** SEC Academic Honor Roll
 ** Played in seven games with seven tackles, booking a year-high two versus Ole Miss and Missouri, and a pair of pass breakups
 ** 14-yard sack at Mississippi State

Year	G/GS	Solo	Ast	Total	TFL	QBS	PD	FF	FR	Blkd	QBH
2018	12/0	1	3	4	0.0-0	0.0-0	0	0	0	0	0
2019	8/0	2	6	8	3.0-7	0.0-0	0	0	0	0	1
2020	7/0	6	1	7	2.0-19	1.0-14	2	0	0	0	0
TOTAL	27/0	9	10	19	5.0-26	1.0-14	2	0	0	0	1

DEFENSIVE BACKS

Lettermen returning (11): DB Camden Coleman, DB Allan George, DB Brendon Harris, DB Justin Harris, DB Dashaun Jerkins, DB Gabe Jeudy-Lally, DB Donovan Kaufman, DB Chase Lloyd, DB Jaylen Mahoney, DB Maxwell Worship, DB De'Rickey Wright

Lettermen lost (1): CB Elijah Hamilton

Starters returning (4): DB Allan George, DB Dashaun Jerkins, DB Jaylen Mahoney, DB Maxwell Worship

Starters lost (1): CB Elijah Hamilton

2020 Returning DBs (listed alphabetically): DB Jack Barton, DB Camden Coleman, DB Allan George, DB Brendon Harris, DB Justin Harris, DB Dashaun Jerkins, DB Gabe Jeudy-Lally, DB Donovan Kaufman, DB Chase Lloyd, DB Jaylen Mahoney, DB Maxwell Worship, DB De'Rickey Wright

DB NOTES

** A seasoned group returns for Vanderbilt with 11 lettermen and four starters back for 2021

** The Commodores must replace CB **Elijah Hamilton**, but return DB **Allan George**, DB **Dashaun Jerkins**, DB **Jaylen Mahoney** and DB **Maxwell Worship**, who combined to start 28 games in 2020

** George started eight games and finished third on the team in tackles with 45

** Jerkins was rarely off the field and booked 45 tackles and tied for the team with two caused fumbles

** Mahoney started all eight games played and booked 57 tackles, the second-highest total on the team

** Worship made six starts, booking 31 tackles and two pass breakups

** **Brendon Harris** and **Justin Harris** combined to start five games last fall and add experience to the group

** Rising junior **Gabe Jeudy-Lally** also gained valuable experience in 2020 with seven games played and a trio of starts, booking 13 tackles and an interception in the season finale versus Tennessee

RETURNING LETTERMEN

Camden Coleman (6-1, 207, Sr.)

** Played in all nine games primarily as a member of the special teams units

Year	G/GS	Solo	Ast	Total	TFL	QBS	PD	FF	FR	Blkd	QBH
2019	9/0	1	1	2	0.0-0	0.0-0	0	0	0	0	0
2020	9/0	0	0	0	0.0-0	0.0-0	0	0	0	0	0
TOTAL	18/0	1	1	2	0.0-0	0.0-0	0	0	0	0	0

Allan George (6-1, 187, 5th)

- ** SEC Academic Honor Roll
- ** Played in all nine games, starting eight and booking 45 tackles, 2.5 tackles for loss and two pass breakups
- ** Third on the team in total tackles
- ** Six or more tackles four times with eight or more tackles on three occasions
- ** Registered one stop in each of the first two games, then 6.1 tackles/contest over the final seven
- ** Booked a career-high tying eight tackles versus Mississippi State, Kentucky and No. 6/5 Florida

Year	G/GS	Solo	Ast	Total	TFL	QBS	PD	FF	FR	Blkd	QBH
2018	12/3	25	8	33	3.5-16	0.0-0	5	1	0	0	0
2019	12/11	25	13	38	3.0-8	2.0-9	6	0	1	0	0
2020	9/8	31	14	45	2.5-3	0.0-0	2	0	0	0	0
TOTAL	33/22	81	35	116	9.0-27	2.0-9	13	1	1	0	0

Brendon Harris (6-1, 212, Sr.)

- ** Seven games played with starts against Kentucky, Missouri and Tennessee
- ** Tallied 42 tackles, 1.0 tackle for loss, one forced fumble and three pass breakups
- ** Registered eight or more tackles three times, including a pair of double-digit performances, at Mississippi State (10) and versus Tennessee (10)
- ** First career forced fumble against South Carolina

Year	G/GS	Solo	Ast	Total	TFL	QBS	PD	FF	FR	Blkd	QBH
2018	4/0	1	0	1	0.0-0	0.0-0	0	0	0	0	0
2019	11/3	32	19	51	1.0-1	0.0-0	2	0	0	0	0
2020	7/3	26	16	42	1.0-1	0.0-0	3	1	0	0	0
TOTAL	22/6	59	35	94	2.0-2	0.0-0	5	1	0	0	0

Justin Harris (6-1, 194, Jr.)

- ** SEC Academic Honor Roll
- ** Nine games played with starts against No. 20 LSU and No. 6 Florida
- ** Booked nine tackles and one pass breakup with a season-high three tackles against Mississippi State and Florida

Year	G/GS	Solo	Ast	Total	TFL	QBS	PD	FF	FR	Blkd	QBH
2019	4/0	0	0	0	0.0-0	0.0-0	0	0	0	0	0
2020	9/2	3	6	9	0.0-0	0.0-0	1	0	0	0	0
TOTAL	13/2	3	6	9	0.0-0	0.0-0	1	0	0	0	0

Dashaun Jerkins (6-0, 190, Sr.)

- ** Eight games played with six starts
- ** 45 tackles, two caused fumbles, one fumble recovery and three pass breakups
- ** Tied for the team lead with two caused fumbles and tied for fifth in the SEC in forced fumbles/game (0.25)
- ** Eight or more tackles in four games, including each of the first three contests
- ** Season-high 11 tackles versus Ole Miss
- ** Eight tackles against No. 6/5 Florida to go along with a pass breakup and season's second forced fumble

Year	G/GS	Solo	Ast	Total	TFL	QBS	PD	FF	FR	Blkd	QBH
2018	2/0	0	0	0	0.0-0	0.0-0	0	0	0	0	0
2019	11/9	34	24	58	0.5-0	0.0-0	2	0	1	0	0
2020	8/6	17	28	45	0.0-0	0.0-0	3	2	1	0	0
TOTAL	21/15	51	52	103	0.5-0	0.0-0	5	2	2	0	0

Gabe Jeudy-Lally (6-1, 180, Jr.)

- ** SEC Academic Honor Roll
- ** Seven games played with three starts, totaling 13 tackles, 1.0 tackle for loss, one interception and one pass breakup
- ** Season-high four tackles versus LSU and Ole Miss
- ** Made first career start against Ole Miss
- ** Closed season on a high note with first career interception and 30-yard return, and first career tackle for loss, against Tennessee

Year	G/GS	Solo	Ast	Total	TFL	QBS	PD	FF	FR	Blkd	QBH
2019	4/0	0	0	0	0.0-0	0.0-0	0	0	0	0	0
2020	7/3	10	3	13	1.0-1	0.0-0	2	0	0	0	0
TOTAL	11/3	10	3	13	1.0-1	0.0-0	2	0	0	0	0

Donovan Kaufman (5-10, 197, So.)

- ** Played in season's first two games
- ** Booked 15 tackles and one pass breakup to go along with five kickoff returns for 137 yards (27.4 yards/return)
- ** Tallied five tackles during collegiate debut at No. 10 Texas A&M
- ** Team-high 10 tackles and a 58-yard kickoff return vs. No. 20 LSU

Year	G/GS	Solo	Ast	Total	TFL	QBS	PD	FF	FR	Blkd	QBH
2020	2/2	8	7	15	0.0-0	0.0-0	1	0	0	0	0
TOTAL	2/2	8	7	15	0.0-0	0.0-0	1	0	0	0	0

Chase Lloyd (6-2, 207, So.)

- ** Seven games played with one start, against South Carolina
- ** Finished with nine tackles and 0.5 tackles for loss
- ** Season-best seven stops versus the Gamecocks and one tackle versus both Kentucky and Tennessee

Year	G/GS	Solo	Ast	Total	TFL	QBS	PD	FF	FR	Blkd	QBH
2020	7/1	2	7	9	0.5-0	0.0-0	0	0	0	0	0
TOTAL	7/1	2	7	9	0.5-0	0.0-0	0	0	0	0	0

Jaylen Mahoney (5-11, 185, Jr.)

- ** SEC Academic Honor Roll
- ** Started all eight games played, totaling 57 tackles, 2.0 tackles for loss, two pass breakups and one fumble recovery
- ** Within the SEC, stood 17th in tackles/game (7.1)
- ** Eight or more tackles five times
- ** Year-high 10 tackles with a personal-best 2.0 for loss against South Carolina
- ** Nine stops in the matchup with Ole Miss
- ** Tied season high with 10 tackles at Mississippi State

Year	G/GS	Solo	Ast	Total	TFL	QBS	PD	FF	FR	Blkd	QBH
2019	12/4	10	13	23	1.5-11	1.0-10	3	0	1	0	0
2020	8/8	33	24	57	2.0-6	0.0-0	2	0	1	0	0
TOTAL	20/12	43	37	80	3.5-17	1.0-10	5	0	2	0	0

Maxwell Worship (6-1, 206, Sr.)

- ** SEC Academic Honor Roll
- ** Seven games played with six starts, totaling 31 tackles, 0.5 tackles for loss, two pass breakups and two quarterback pressures
- ** Six or more tackles in three contests
- ** Seven stops against South Carolina in first career start
- ** Season-high eight tackles versus Ole Miss

Year	G/GS	Solo	Ast	Total	TFL	QBS	PD	FF	FR	Blkd	QBH
2018	13/0	3	4	7	0.0-0	0.0-0	0	0	0	0	0
2019	9/0	8	6	14	0.0-0	0.0-0	0	0	0	0	0
2020	7/6	15	16	31	0.5-0	0.0-0	2	0	0	0	2
TOTAL	29/6	26	26	52	0.5-0	0.0-0	2	0	0	0	2

De'Rickey Wright (6-4, 207, So.)

- ** Four games played
- ** Six tackles with five against No. 6/5 Florida and one at Missouri
- ** First career fumble recovery versus the Gators
- ** Among SEC freshmen, ranked third in fumbles recovered/game (0.2)

Year	G/GS	Solo	Ast	Total	TFL	QBS	PD	FF	FR	Blkd	QBH
2020	4/0	3	3	6	0.0-0	0.0-0	0	0	1	0	0
TOTAL	4/0	3	3	6	0.0-0	0.0-0	0	0	1	0	0

SPECIAL TEAMS

Lettermen returning (2): K Pierson Cooke, P Harrison Smith

Lettermen lost (1): LS Scott Meyer

Starters returning (2): K Pierson Cooke, P Harrison Smith

Starters lost (1): LS Scott Meyer

2020 Returning LSs (listed alphabetically): Zach Drevno, Wesley Schelling

2020 Returning Ks (listed alphabetically): Pierson Cooke

2020 Returning Ps (listed alphabetically): Harrison Smith, Jared Wheatley

SPECIAL TEAMS NOTES

** Vanderbilt returns two starters in rising seniors **Pierson Cooke** and **Harrison Smith**

** Cooke has served as the team's kickoff specialist the last two years and added placement kick duties in 2020

** Smith returns for his third year as the team's primary punter

** Last fall, Cooke missed the Missouri game due to COVID-19 protocols and **Sarah Fuller** took the opening kickoff of the second half, becoming the first female to play in a Power 5 contest

RETURNING LETTERMEN

Pierson Cooke (6-0, 194, Sr.)

** SEC Academic Honor Roll

** Played in eight games, missing only the Missouri contest

** Kicked off 27 times for 1,625 yards (60.2 yards/kick) with 12 touchbacks and converted four-of-nine on field goals and nine-of-nine extra points

** Connected on first career field goal attempt, from 33 yards at No. 10/11 Texas A&M

** Career-long 41-yard field goal at Mississippi State

** Converted last field goal versus Tennessee from 39 yards to give the Commodores a 10-7 advantage in the second quarter

Year	G	1-19	20-29	30-39	40-49	50+	Total	Lg	Blk	PAT	Pts
2020	8	0-0	1-3	2-2	1-2	0-2	4-9	41	0	9-9	21
Total	8	0-0	1-3	2-2	1-2	0-2	4-9	41	0	9-9	21

2020 SEQUENCE: (33), 45, 22, 29, 50, (41), (25), (39), 54

Harrison Smith (5-10, 188, Sr.)

** SEC Academic Honor Roll

** Played in eight games

** Punted 46 times for 1,887 yards (41.0 yards/punt) with a long boot of 56 yards

** 18 punts downed inside the opponent 20-yard line with 13 boots of 50+ yards

** Within the SEC, ranked third in punts, fourth in yards punted and 13th in punting average

** Four of six punts downed inside the 20-yard line against No. 6/5 Florida

** Four of seven punts downed inside the 20 at Missouri

** 56-yard punts against South Carolina and the Volunteers

Year	G	Punt	Yds	Avg	Lg	Blk	TB	FC	I20
2019	12	77	3,313	43.0	66	0	5	22	31
2020	8	46	1,887	41.0	56	0	1	16	18
Total	20	123	5,200	42.3	66	0	6	38	49

VANDERBILT HEAD COACH CLARK LEA

CAREER

- Lea is in his first season as head coach, taking over at Vanderbilt in December, 2020
- Lea has coached in 10 bowl games in his career, including two College Football Playoff appearances, and owns a 5-5 (.500) record in bowl tilts
- Mentored two Butkus Award winners in Jeremiah Owusu-Koramoah (Notre Dame/2020) and Eric Kendricks (UCLA/2015)
- A native of Nashville, Lea began his collegiate career playing baseball at Birmingham-Southern, leading the club to an NAIA championship his freshman year, in 2001
- Lea then transferred to Belmont to play baseball in 2002
- Lea finished his student-athlete experience at Vanderbilt, playing fullback. He began as a walk-on before earning a scholarship with the Commodores
- He earned both his undergraduate (2004) and graduate (2007) degrees from Vanderbilt in political science

Notre Dame – 2018-20 (Defensive Coordinator) • Architect of a defense that helped Notre Dame to a No. 2 national ranking and appearance in the ACC Championship Game in 2020, two years after qualifying for the College Football Playoff semifinals at the Goodyear Cotton Bowl Classic ... Helped the Fighting Irish to a 12-1 mark in 2018 with the lone loss to No. 2 Clemson in the CFP semifinals ... During the 2019 campaign, Lea's unit finished in the top 10 nationally in fewest touchdown passes allowed (7, t-2nd), passing yards allowed/attempt (5.4, t-3rd), pass efficiency defense (100.8/4th), fewest touchdowns allowed (24, t-8th), and points allowed per game (17.3, t-9th).

Notre Dame – 2017 (Linebackers) • Helped Notre Dame become the last team in the FBS to surrender more than 20 points as the Fighting Irish allowed only four plays of 40 yards or longer and just one play of 50 yards or longer ... Notre Dame ranked first or second in the FBS in fewest completions allowed of at least 30 yards (second; nine), 40 yards (first; one) and 50 yards (first; zero).

Wake Forest – 2016 (Linebackers) • In lone season at Wake Forest, the Demon Deacon's defense ranked in the top-20 of the FBS in fumbles recovered (third), turnovers forced (10th), sacks (12th), defensive touchdowns (17th), red zone defense (17th) and scoring defense (20th) ... Wake Forest was one of four schools in the FBS to rank in the top-20 in turnovers forced, sacks and scoring defense ... Lea was instrumental in the development of all-ACC linebacker Marquel Lee, who was the only FBS linebacker to post 100 tackles, 20 tackles for loss and 7.5 sacks in 2016.

Syracuse – 2013-15 (Linebackers) • In three years with the Orange, helped develop Zaire Franklin to an all-ACC performer ... In 2015, Franklin became the fourth sophomore captain in team history and led the Orange in tackles with 81 ... Lea's 2014 unit was one of four at the FBS level to surrender fewer than 10 rushing touchdowns while the 2013 defense finished within the top 25 nationally in third-down defense (15th), sacks (18th), tackles for loss (18th) and rush defense (24th).

Bowling Green – 2012 (Linebackers) • Key piece of a defense that finished the year topping the Mid-American Conference in nine statistical categories and ranking seventh in the country in pass defense, ninth in scoring defense and sixth in third-down defense ... Linebacker unit featured a pair of All-MAC performers ... A finalist for FootballScoop.com's Linebackers Coach of the Year.

UCLA – 2010-11 (Linebackers) • Helped Akeem Ayers to a Dick Butkus Award finalist finish in 2010 en route to being the 39th overall selection in the 2011 NFL Draft ... Pupil Eric Kendricks eventually went on to be the 2015 Butkus Award winner and a second round pick of the Minnesota Vikings in 2015.

UCLA – 2009 (Graduate Assistant • Linebackers) • Lea returned to UCLA as a second-year graduate assistant and helped Reggie Carter to a team-high 79 tackles and Kyle Bosworth to 77 stops ... The Bruins won the Eagle Bank Bowl over Temple as the defense ranked third in the league in total defense and scoring defense and was first in turnovers forced.

South Dakota State – 2008 (Linebackers • Recruiting Coordinator) • Added recruiting coordinator duties and helped the Jackrabbits to a 7-5 mark despite playing six teams ranked within the top 25.

South Dakota State – 2007 (Linebackers) • In first full-time coaching job, Lea's three starting linebackers ranked among the top four tacklers in the league as South Dakota State won the Great West Football Conference championship ... Two of Lea's student-athletes were first-team all-league selections and the third was a second-team choice.

UCLA – 2006 (Graduate Assistant • Defense) • Began coaching career as a graduate assistant under Karl Dorrell, working primarily with the team's linebackers.

YEAR-BY-YEAR LEDGER

Year	School	Position	Record	Notes
2006	UCLA	Graduate Assistant/Defense	7-6	Emerald Bowl participant
2007	South Dakota St.	Assistant Coach/LBs	7-4	Led three of Great West's top four tacklers
2008	South Dakota St.	Assistant Coach/LBs/Recruiting Coord.	7-5	Played six teams ranked within top 25
2009	UCLA	Graduate Assistant/LBs	7-6	Eagle Bank Bowl champion
2010	UCLA	Assistant Coach/LBs	4-8	LB Akeem Ayers: Dick Butkus Award finalist
2011	UCLA	Assistant Coach/LBs	6-8	Pac-12 South champion Pac-12 Championship Game participant Fight Hunter Bowl champion
2012	Bowling Green	Assistant Coach/LBs	8-5	Military Bowl participant Defense paced Mid-American Conference in nine categories
2013	Syracuse	Assistant Coach/LBs	7-6	Texas Bowl champion Top 20 nationally in third-down defense (15th), tackles for loss (18th) and sacks (18th)
2014	Syracuse	Assistant Coach/LBs	3-9	One of four FBS teams to surrender fewer than 10 rushing touchdowns
2015	Syracuse	Assistant Coach/LBs	4-8	
2016	Wake Forest	Assistant Coach/LBs	7-6	Military Bowl champion One of four FBS schools to rank in the top 20 in turnovers forced, sacks and scoring defense
2017	Notre Dame	Assistant Coach/LBs	10-3	Citrus Bowl champion Last FBS team to surrender more than 20 points Allowed four plays of 20 or more yards and just one of 50 or more yards
2018	Notre Dame	Defensive Coordinator/LBs	12-1	College Football Playoff participant Cotton Bowl participant Undefeated regular season; lone loss to No. 2 Clemson in CFP semifinals
2019	Notre Dame	Defensive Coordinator/LBs	11-2	Camping Worl Bowl champion Defense tied for second nationally in fewest touchdown passes allowed (7)
2020	Notre Dame	Defensive Coordinator/LBs	10-2	College Football Playoff participant Rose Bowl participant ACC Championship Game participant Ranked No. 2 in the regular season
2021	Vanderbilt	Head Coach		LB Jeremiah Owusu-Koramoah: Butkus Award recipient; ACC Defensive Player of the Year; consensus All-America

Record as graduate assistant at UCLA (2 seasons):	14-12 (.538)
Record as assistant at South Dakota State (2 seasons):	14-9 (.609)
Record as assistant coach at UCLA (2 seasons):	10-16 (.385)
Record as assistant coach at Bowling Green (1 season):	8-5 (.615)
Record as assistant coach at Syracuse (3 seasons):	14-23 (.378)
Record as assistant coach at Wake Forest (1 season):	7-6 (.538)
Record as assistant coach at Notre Dame (4 seasons):	43-8 (.843)

LEA BOWL EXPERIENCE

UCLA (2006; 2009-11)				
2006	Emerald Bowl	L	27-44	Florida State
2009	Eagle Bank Bowl	W	30-21	Temple
2011	Fight Hunter Bowl	L	14-20	Illinois
Bowling Green (2012)				
2012	Military Bowl	L	20-29	San Jose State
Syracuse (2013-15)				
2013	Texas Bowl	W	21-17	Minnesota
Wake Forest (2016)				
2016	Military Bowl	W	34-26	Temple
Notre Dame (2017-20)				
2017	Citrus Bowl	W	21-17	LSU
2018	College Football Playoff (Cotton Bowl)	L	3-30	Clemson
2019	Camping World Bowl	W	33-9	Iowa State
2020	College Football Playoff (Rose Bowl)	L	14-31	Alabama

2020 GAME-BY-GAME RECAPS

Vanderbilt at No. 10 Texas A&M
Sep. 26 • College Station, Texas

	1	2	3	4	Final
Vanderbilt (0-1, 0-1)	3	2	7	0	12
Texas A&M (1-0, 1-0)	7	0	7	3	17

Qtr	Time	Team - Scoring Play	Plays-Yards TOP	
1st	8:58	VANDY - Pierson Cooke 33 yd field goal	13-60	6:02
	3:33	TAMU - Ainas Smith 25 yd run (Small kick)	7-75	3:25
2nd	7:23	VANDY - Team safety	--	--
3rd	13:20	TAMU - Caleb Chapman 17 yd pass from Mond (Small kick)	3-75	1:40
	2:45	VANDY - Amir Abdur-Rahman 7 yd pass from Seals (Cooke kick)	9-43	4:22
4th	14:00	TAMU - Seth Small 24 yd field goal	9-68	3:45

	Vanderbilt	Texas A&M
FIRST DOWNS	17	17
RUSHES-YARDS (NET)	38-105	27-183
PASSING YDS (NET)	150	189
Passes Att-Comp-Int	29-20-2	28-17-0
TOTAL OFFENSE PLAYS-YARDS	67-255	55-372
Fumble Returns-Yards	3-8	0-0
Punt Returns-Yards	0-0	2-2
Kickoff Returns-Yards	2-36	1-7
Interception Returns-Yards	0-0	2-35
Punts (Number-Avg)	6-41.0	2-90.0
Fumbles-Lost	0-0	5-3
Penalties-Yards	3-35	8-50
Possession Time	33:59	26:01
Third-Down Conversions	7 of 17	4 of 10
Fourth-Down Conversions	1 of 1	0 of 1
Red-Zone Scores-Chances	2-3	2-2
Sacks By: Number-Yards	1-2	2-18

RUSHING: Vanderbilt-Ja'Veon Marlow 16-65; Jamauri Wakefield 15-37; Ken Seals 7-3. Texas A&M-Isaiah Spiller 8-117; Ainas Smith 10-51; Kellen Mond 7-18; TEAM 2-(-3).

PASSING: Vanderbilt-Ken Seals 20-29-2. Texas A&M-Kellen Mond 17-28-0.

RECEIVING: Vanderbilt-Amir Abdur-Rahman 5-72; Ben Bresnahan 3-28; Jamauri Wakefield 3-16; Cam Johnson 2-21; Chris Pierce 2-10; Ja'Veon Marlow 2-4; Tyrell Alexander 1-6; Justin Ball 1-(-3); Jaden Harrison 1-(-4). Texas A&M-Caleb Chapman 4-40; Jalen Preston 4-39; Chase Lane 3-38; Ainas Smith 2-27; Kam Brown 2-19; Jalen Wydermyer 2-19.

TACKLES (UA-A): Vanderbilt-Dashaun Jerkins 4-4; Dayo Odeyingbo 4-3; Anfernee Orji 3-4; Dnovan Kaufman 3-2; Jaylen Mahoney 2-2; Alston Orji 1-2; Gabe Jeudy-Lally 2-0; Daevion Davis 2-0; Kenny Hebert 1-1; Andre Mintze 1-1; Raashaan Wilkins Jr. 1-1; Chris Pierce 1-0; Allan George 1-0; Ethan Barr 1-0; Nate Clifton 0-1; Randall Haynie 0-1. Texas A&M-Buddy Johnson 4-7; Aaron Hansford 3-8; DeMarvin Leal 4-3; Leon O'Neal 3-4; Demani Richardson 5-2; Jaylon Jones 2-4; Andre White 1-4; Jayden Peevy 2-3; Myles Jones 2-2; Micheal Clemons 1-3; Erick Young 2-1; Bobby Brown 0-3; Devin Morris 1-1; McKinnley Jackson 0-2; Tyree Johnson 0-1; Keldrick Carper 1-0; Jeremiah Martin 0-1; Earnest Crownover 0-1; Carson Green 1-0.

Something to Build On

COLLEGE STATION, Texas - Isaiah Spiller had 117 yards rushing, Ainas Smith ran for a touchdown and No. 10 Texas A&M overcame three turnovers to beat Vanderbilt 17-12 in the season-opener for both teams.

Spiller had 5 five yards rushing in the first half before getting going after halftime. Smith added 51 yards rushing after switching from receiver to running back this season to steady the offense on a night when Kellen Mond fumbled twice, losing one.

The Aggies didn't trail after the first quarter but were never able to pull away because of three fumbles and a penalty that resulted in a safety.

Vanderbilt started Ken Seals at quarterback, making him just the third true freshman quarterback to start a SEC season opener since freshman eligibility was restored in 1972. He threw for 150 yards with a touchdown and two interceptions.

Spiller got things going for A&M after halftime when he ran for 57 yards on the first play of the third quarter. Texas A&M pushed the lead to 14-5 when Mond connected with Caleb Chapman on a 17-yard TD pass two plays later.

Seals threw an interception on Vanderbilt's next drive, but the Aggies couldn't cash in on the mistake after Mond fumbled at the end of a run on the ensuing possession.

The Commodores cut the lead to 14-12 late in the third quarter when Seals threw a perfect strike to Amir Abdur-Rahman in the corner of the end zone for a 7-yard touchdown. Abdur-Rahman had five receptions for 72 yards -- both career highs.

The Aggies added a field goal early in the fourth quarter to make it 17-12. Texas A&M was driving later in the quarter when Daevion Davis forced a fumble after a reception by Jalen Preston and recovered it to give Vanderbilt the ball at their own 42.

But a pass by Seals was tipped and intercepted by Leon O'Neal. He returned it 35 yards and the Aggies got 15 more yards after Chris Pierce was flagged for a late hit when he threw O'Neal down at the end of the run while he was out of bounds on the A&M sideline.

The Aggies came away empty on their next drive when Mond fumbled the handoff on fourth-and-1. But Vanderbilt had to punt it back to allow Texas A&M to hold on for the victory.

Vanderbilt led 3-0 in the first quarter before Smith ran 25 yards for a touchdown to put A&M on top.

There were about eight minutes left in the second quarter when Andre Mintze hit Mond to force a fumble which was recovered by Dashaun Jerkins. The Commodores couldn't move the ball and had to punt. But Brian George received a personal foul for a blind side block in the end zone to give Vanderbilt a safety to cut the lead to 7-5.

Vanderbilt vs. No. 20 LSU
Oct. 3 • Nashville, Tenn.

	1	2	3	4	Final
LSU (1-1, 1-1)	7	14	13	7	41
Vanderbilt (0-2, 0-2)	0	7	0	0	7

Qtr	Time	Team - Scoring Play	Plays-Yards	TOP
1st	6:09	LSU - Jontre Kirklın 28 yd pass from Brennan (York kick)	6-85	1:44
2nd	12:28	LSU - Terrace Marshall Jr. 16 yd pass from Brennan (York kick)	4-38	1:35
	5:07	VANDY - Ben Bresnahan 8 yd pass from Seals (Cooke kick)	8-58	3:59
	4:12	LSU - Terrace Marshall Jr. 51 yd pass from Brennan (York kick)	3-75	0:55
3rd	10:25	LSU - Cade York 53 yd field goal	7-25	1:53
	7:10	LSU - Cade York 31 yd field goal	4-7	1:03
	0:46	LSU - Jontre Kirklın 29 yd pass from Brennan (York kick)	9-85	3:29
4th	8:11	LSU - John Emery Jr. 12 yd run (York kick)	7-79	3:05

	LSU	Vanderbilt
FIRST DOWNS	28	17
RUSHES-YARDS (NET)	32-161	43-153
PASSING YDS (NET)	278	96
Passes Att-Comp-Int	37-23-1	25-11-2
TOTAL OFFENSE PLAYS-YARDS	69-498	68-266
Fumble Returns-Yards	0-0	0-0
Punt Returns-Yards	4-102	0-0
Kickoff Returns-Yards	0-0	3-101-0
Interception Returns-Yards	0-0	1-2
Punts (Number-Avg)	3-40.3	7-46.6
Fumbles-Lost	0-0	0-0
Penalties-Yards	2-10	4-15
Possession Time	29:13	30:47
Third-Down Conversions	4 of 12	7 of 17
Fourth-Down Conversions	1 of 1	0 of 1
Red-Zone Scores-Chances	3-4	1-3
Sacks By: Number-Yards	3-16	0-0

RUSHING: LSU-John Emery Jr. 12-103; Josh Williams 8-30; Tyrion Davis-Price 8-29; Myles Brennan 2-3; TEAM 2-(-4).
Vanderbilt-Ja'Veon Marlow 17-83; Jamuari Wakefield 16-52; Jayden Harrison 1-16; Mike Wright 3-7; Dashaun Jerkina 1-7; Ken Seals 5-(-12).

PASSING: LSU-Myles Brennan 23-37-1.
Vanderbilt-Ken Seals 11-25-2.

RECEIVING: LSU-T. Marshall Jr. 2-67; Jontre Kirklın 3-65; Arik Gilbert 4-43; Jaray Jenkins 3-32; Racey McMath 1-22; John Emery Jr. 3-21; T. Davis-Price 2-16; Trey Palmer 1-2; Koy Moore 1-7; Alex Adams 1-6.
Vanderbilt-Cam Johnson 3-63; Ben Bresnahan 3-31; Chris Pierce Jr. 1-19; Jamauri Wakefield 1-5; Amri Abdur-Rahman 1-4; Jayden Harrison 2-(-9).

TACKLES (UA-A): LSU-JaCoby Stevens 5-6; Jabril Cox 6-7; Derek Stingley Jr. 5-6; Andre Anthony 3-6; Cordale Flott 4-4; Neil Farrell Jr. 1-4; Todd Harris Jr. 2-3; BJ Ojulari 2-3; Siaki Ika 2-3; Joseph Evans 1-3; Damone Clark 1-3; Ali Gaye 1-3; Eli Ricks 1-2; Micah Baskerville 1-2; Travez Moore 1-2; Cameron Mooore 1-2; Lloyd Cole 1-1; Maurice Hampton Jr. 0-1; Jaquelin Roy 0-1; Jordan Toles 0-1; Ray Thornton 0-1.
Vanderbilt-Donovan Kaufman 5-5; Dimitri Moore 5-3; Dashaun Jerkins 4-4; Dayo Odeyingbo 2-4; Gabe Jedy-Lally 3-1; Alston Orji 2-2; Anfernee Orji 1-3; Daevion Davis 0-3; Lorenza Surgers 2-0; Elijah Hamilton 2-0; Brayden DeVault-Smith 2-0; Ethan Barr 1-1; Malik Langham 0-2; Christian James 0-2; Raashaan Wilkins Jr. 1-0; Frank Coppet 1-0; Andre Mintze 1-0; Scott Meyer 1-0; Cameron Tidd 1-0; Randall Haynie 1-0; Bradley Ashmore 1-0; Nate Clifton 0-1; DC Williams 0-1; Justin Harris 0-1; Allan George 0-1.

Missed Opportunities

NASHVILLE, Tenn. — Myles Brennan threw for 337 yards and four touchdowns and No. 20 LSU beat Vanderbilt 41-7.

The defending national champs never trailed after losing their season opener to Mississippi State when Brennan was sacked seven times. LSU also extended its winning streak over the Commodores to nine in a series it leads 24-7-1.

The Tigers outgained Vanderbilt 498-266, and the defense came up with two interceptions and a pair of sacks.

Brennan completed passes to 11 different receivers against a Vanderbilt defense that had consistent pressure against Kellen Mond in an opening loss at Texas A&M.

Terrace Marshall Jr. finished with two TDs on two catches, and Jontre Kirklın had 65 yards receiving and two TD catches, the second a toe-tapper at the back of the end zone off a flea flicker. John Emery ran for 103 yards and a TD.

Vanderbilt had its chances with freshman Ken Seals making his home debut. When Randall Haynie picked off an overthrown pass from Brennan, Seals hit tight end Ben Bresnahan with an 8-yard TD pass to pull the Commodores to 14-7 in the second quarter.

Todd Harris Jr. picked off Seals' pass at the goal line early in the fourth quarter.

Vanderbilt vs. South Carolina
Oct. 10 • Nashville, Tenn.

	1	2	3	4	Final
South Carolina (1-2, 1-2)	3	7	17	14	41
Vanderbilt (0-3, 0-3)	0	0	7	0	7

Qtr	Time	Team - Scoring Play	Plays-Yards TOP	
1st	05:19	SC - Parker White 42 yd field goal	13-42	6:58
2nd	02:09	SC - Collin Hill 1 yd run (White kick)	12-96	6:08
3rd	13:00	SC - Kevin Harris 25 yd run (White kick)	2-34	0:29
	09:01	VANDY - Cam Johnson 22 yd pass from Ken Seals (Cooke kick)	9-75	3:59
	04:22	SC - Collin Hill 10 yd run (White kick)	9-75	4:39
	00:21	SC - Parker White 40 yd field goal	7-26	2:52
4th	13:07	SC - Kevin Harris 88 yd run (White kick)	1-88	0:12
	10:21	SC - Dakereon Joyner 47 yd run (White kick)	1-47	0:13

	South Carolina	Vanderbilt
FIRST DOWNS	18	15
RUSHES-YARDS (NET)	39-289	33-76
PASSING YDS (NET)	278	96
Passes Att-Comp-Int	16-24-0	18-27-1
TOTAL OFFENSE PLAYS-YARDS	63-485	60-249
Fumble Returns-Yards	0-0	0-0
Punt Returns-Yards	3-30-0	2-16-0
Kickoff Returns-Yards	1-31	5-104
Interception Returns-Yards	1-0	1-2
Punts (Number-Avg)	2-48.5	6-40.2
Fumbles-Lost	1-1	3-1
Penalties-Yards	4-20	2-21
Possession Time	31:27	28:33
Third-Down Conversions	6 of 14	1 of 11
Fourth-Down Conversions	1 of 1	0 of 3
Red-Zone Scores-Chances	3-3	0-2
Sacks By: Number-Yards	3-19	2-7

RUSHING: South Carolina-Kevin Harris 21-171; Dakereon Joyner 1-47; ZaQuandre White 2-29; Deshaun Fenwick 5-28; Collin Hill 6-12; Shi Smith 1-2; Luke Doty 1-2; TEAM 1-minus 1; Ryan Hilinski 1(-1).

Vanderbilt-Keyon Henry-Brooks 13-72; Jamauri Wakefield 6-27; Elijah Hamilton 1-3; Rocko Griffin Jr. 2-1; Mike Wright 5(-1); Tyrell Alexander 1(-6); Ken Seals 5(-20).

PASSING: South Carolina-Collin Hill 16-24-0-196.

Vanderbilt-Ken Seals 17-24-0-148; Mike Wright 1-3-1-25.

RECEIVING: South Carolina-Nick Muse 5-85; Shi Smith 4-46; Kevin Harris 4-29; Xavier Legette 2-30; Josh Vann 1-6.

Vanderbilt-Ben Bresnahan 5-38; Cam Johnson 4-43; Keyon Henry-Brooks 4-21; Amir Abdur-Rahman 2-46; Jayden Harrison 1-25; Tyrell Alexander 1-5; Jamauri Wakefield 1(-5).

TACKLES (UA-A): South Carolina-Ernest Jones 7-6; Jammie Robinson 4-3; Shilo Sanders 5-1; Jordan Burch 3-2; Jaylan Foster 3-2; Damani Staley 1-4; Darius Rush 3-1; Rick Sandidge 2-1; Aaron Sterling 2-1; R.J. Roderick 1-2; John Dixon 2-0; Spencer Eason-Riddle 2-0; M.J. Webb 1-1; Jabari Ellis 0-2; Israel Mukuamu 0-2; Mohamed Kaba 0-2; Jaycee Horn 1-0; Kingsley Enagbare 1-0; Zacch Pickens 1-0; Cam Smith 0-1; Keveon Mullins 0-1.

Vanderbilt-Jaylen Mahoney 7-3; Dimitri Moore 3-6; Anfernee Orji 4-4; Maxwell Worship 3-4; Chase Lloyd 1-6; Allan George 4-1; Dayo Odeyingbo 2-3; DC Williams 2-0; Raashaan Wilkins Jr. 2-0; Kenny Hebert 1-1; Andre Mintze 1-1; Daevion Davis 0-2; Mitchell Pryor 0-2; Christian James 1-0; Tyrell Alexander 1-0; Brendon Harris 1-0; Elijah Hamilton 1-0; Malik Langham 1-0; Ethan Barr 0-1; Nate Clifton 0-1; Rutger Reitmaier 0-1.

Fighting the Uncontrollables

NASHVILLE, Tenn. — South Carolina quarterback Collin Hill ran for two touchdowns and Kevin Harris ran for two TDs and a career-high 171 yards as the Gamecocks beat Vanderbilt 41-7.

South Carolina won its 12th straight in this series by dominating Vanderbilt 486-249 in total offense and three sacks on a rainy day. The Gamecocks had more yards rushing (290) than the Commodores had total yards.

Harris ran for a 25-yard TD early in the third and added a career-long 88-yarder early in the fourth.

Vanderbilt remains winless after having 56 scholarship players available for this game, just three above the limit set by the Southeastern Conference for a team to play a game. The Commodores already had six players opt out of this season.

Vanderbilt coach Derek Mason said he learned Thursday that his numbers would be limited by injuries and contact tracing during a pandemic.

Parker White kicked a pair of field goals, including a 43-yarder that gave the Gamecocks the lead for good in the first quarter.

Vanderbilt had its chances early to either tie or take a lead. Pierson Cooke missed a 29-yard field goal wide right for Vanderbilt and is now 1 of 4 this season.

In the second quarter, the Commodores went for it on fourth-and-2 at the South Carolina 3. Freshman Ken Seals rolled right and wound up being tackled, missing the chance to throw to a receiver in the end zone when open or run himself.

Hill hit Nick Muse with a 32-yard pass, starting a 12-play, 96-yard drive that the South Carolina quarterback capped himself for a 14-point swing. Hill went over the top for a 1-yard touchdown and a 10-0 lead with 2:09 left in the first half.

South Carolina scored the final 24 points. Hill ran for a 10-yard TD in the third, and Harris broke loose for his 88-yarder and Dakereon Joyner had a 47-yard TD, both in the fourth.

**Vanderbilt vs. Ole Miss
Oct. 31 • Nashville, Tenn.**

	1	2	3	4	Final
Ole Miss (2-4, 2-4)	21	12	21	0	54
Vanderbilt (0-4, 0-4)	0	14	0	7	21

Qtr	Time	Team - Scoring Play	Plays-Yards	TOP
1st	11:41	OM- Snoop Conner 1 yd run (Logan kick)	10-71	3:19
	02:49	OM - Kenny Yeboah 9 yd pass from Corral (Logan kick)	11-93	4:13
	0:49	OM - Elijah Moore 36 yd pass from Corral (Logan kick)	1-36	0:09
2nd	12:08	VANDY - Ben Bresnahan 43 yd pass from Seals (Farley kick)	8-92	3:35
	08:26	OM - Elijah Moore 1 yd pass from Corral (Logan kick failed)	8-77	3:34
	01:58	OM - Elijah Moore 28 yd pass from Corral (Corral pass failed)	11-88	3:35
	00:23	VANDY - Chris Pierce Jr. 16 yd pass from Seals (Farley kick)	8-75	1:35
3rd	08:49	OM - Dontario Drummond 14 yd pass from Corral (Corral rush)	8-91	2:42
	7:06	OM - Kenny Yeboah 9 yd pass from Corral (Logan kick)	4-21	1:34
	0:37	OM - Braylon Sanders 37 yd pass from Plumlee (Logan kick failed)	9-88	3:24
4th	4:28	VANDY - Keyon Henry-Brooks 1 yd run (Farley kick)	16-75	5:22

	Ole Miss	Vanderbilt
FIRST DOWNS	35	24
RUSHES-YARDS (NET)	42-192	34-102
PASSING YDS (NET)	449	319
Passes Att-Comp-Int	37-32-0	41-31-1
TOTAL OFFENSE PLAYS-YARDS	79-641	75-421
Fumble Returns-Yards	1-1	3-2
Punt Returns-Yards	0-0-0	1-7-0
Kickoff Returns-Yards	2-42-0	2-37-0
Interception Returns-Yards	1-21-0	0-0-0
Punts (Number-Avg)	1-51.0	5-33.2
Fumbles-Lost	1-1	3-2
Penalties-Yards	8-75	6-50
Possession Time	29:52	30:08
Third-Down Conversions	6 of 9	8 of 14
Fourth-Down Conversions	1 of 1	1 of 1
Red-Zone Scores-Chances	5-6	2-2
Sacks By: Number-Yards	1-9	1-2

RUSHING: Ole Miss-Jerrion Ealy 15-95; Henry Parrish Jr. 7-51; Matt Corral 6-23; John Rhys Plumlee 6-22; Snoop Conner 5-21; Elijah Moore 1-4; Dannis Jackson 1-minus 8; TEAM 1-(16).
Vanderbilt-Keyon Henry-Brooks 23-66; Rocko Griffin 6-22; Mitchell Pryor 2-19; Ken Seals 3-(5).

PASSING: Ole Miss-Matt Corral 31-34-0-412; John Rhys Plumlee 1-3-0-37.
Vanderbilt-Ken Seals 31-40-1-319; TEAM 0-1-0-0.

RECEIVING: Ole Miss-Elijah Moore 14-238; Jonathan Mingo 6-90; Dontario Drummond 4-29; Kenny Yeboah 3-32; Braylon Sanders 2-44; Jerrion Ealy 1-9; Sam Williams 1-6; Snoop Conner 1-1.
Vanderbilt-Cam Johnson 14-97; Ben Bresnahan 6-72; Keyon Henry-Brooks 5-89; Chris Pierce Jr. 4-46; James Bostic III 1-12; Rocko Griffin 1-3.

TACKLES (UA-A): Ole Miss-A.J. Finley 8-4; Lakeria Henry 4-3; Jalen Jordan 5-1; Ashanti Cistrunk 3-3; Jacquez Jones 2-4; Tylan Knight 5-0; Ryder Anderson 3-2; MoMo Sanogo 3-2; Hal Northern 2-1; Brandon Mack 1-2; Tariqious Tisdale 1-2; Cedric Johnson 2-0; Miles Battle 2-0; Lakevias Daniel 2-0; Patrick Lucas Jr. 1-1; Sincere David 1-1; Sam Williams 1-1; Tavius Robinson 0-2; Jon Haynes 0-2; Nick Broeker 1-0; Isaiah Woullard 1-0; Zikerrion Baker 0-1; KD Hill 0-1; Demon Clowney 0-1.
Vanderbilt-Dashaun Jerkins 2-8; Jaylen Mahoney 5-4; Maxwell Worship 3-5; DC Williams 4-2; Allan George 4-1; Brendon Harris 2-3; Randall Haynie 4-0; Gabe Jeudy-Lally 3-1; Ethan Barr 2-2; Daevion Davis 2-2; Dimitri Moore 2-2; Anfernee Orji 1-3; Christian James 2-1; Andre Mintze 2-0; Dayo Odeyingbo 1-1; Brayden DeVaultSmith 1-1; Michael Owusu 1-1; Cameron Tidd 0-2; Nate Clifton 1-0; Mitchell Pryor 1-0; Tyrell Alexander 1-0; BJ Anderson 0-1; Justin Harris 0-1; Luke Blanton 0-1; Alston Orji 0-1; Malik Langham 0-1.

Vandy Falls at Home to Ole Miss

NASHVILLE, Tenn. — The Ole Miss offense was too much for Vanderbilt to overcome during the Rebels' 54-21 win over Vanderbilt at Vanderbilt Stadium.

A 21-0 lead in the first quarter helped Ole Miss take control of the game early. The Rebels wound up totaling 645 yards of total offense and averaged 8.2 yards per play. They also put together six scoring drives of at least 70 yards.

Vandy got within 33-14 in the second quarter, but could not get any closer. Freshman quarterback Ken Seals finished 31-for-40 passing for 319 yards with two touchdowns while wide receiver Cam Johnson caught 14 passes for 97 yards.

Keyon Henry-Brooks had 66 yards rushing and scored the game's final touchdown on a 1-yard plunge in the fourth quarter.

Ole Miss won the toss, elected to receive and quickly marched 71 yards for the game's first touchdown. Snoop Conner polished off the series with a 1-yard plunge into the end zone, giving the Rebels a 7-0 lead less than 3 1/2 minutes into the affair.

A 9-yard touchdown lob from Matt Corral to tight end Kenny Yeboah put Ole Miss up 14-0 with 2:49 to go in the first quarter. That play capped a 93-yard drive that took just 4:13 off the clock.

Exactly two minutes later, Corral threw a 36-yard touchdown pass down the right sideline to Elijah Moore giving Ole Miss a 21-0 advantage going into the second quarter.

Vanderbilt finally responded after that when Seals found tight end Ben Bresnahan on a 43-yard touchdown pass down the left sideline. A quick pump fake followed by a long throw to an open Bresnahan cut the Vandy deficit to 21-7. The grab was the longest of Bresnahan's career.

Moore scored his next touchdown with a one-yard reception that capped an eight-play, 77-yard drive and gave Ole Miss a 27-7 lead. Six minutes and 28 seconds later, Moore caught a 28-yard touchdown to put the Rebels ahead 33-7.

Vandy wasn't done just yet and had enough time left on the clock to put something together. Seals orchestrated an eight-play drive that ended with a 16-yard pass to Chris Pierce Jr. into the left side of the end zone.

The Commodores would have to settle for a 33-14 halftime score.

Seals finished 15 of 18 passing in the first half totaling 158 yards to go along with two touchdown throws. Corral was 22 of 25 for 318 yards and four touchdowns and the Rebels piled up 413 yards of total offense on 46 plays.

After Vandy was forced to punt to begin the second half, Ole Miss put together another long scoring drive that ended with Corral's 14-yard touchdown pass to Ontario Drummond. That put the Rebels ahead 41-14.

The Commodores fumbled the ensuing kickoff, which allowed Corral to add a 9-yard touchdown pass to Yeboah a few minutes later making it 48-14. John Rhys Plumlee connected with Braylon Sanders on a 37-yard touchdown pass before the end of the third period.

Corral finished 31 of 34 passing for 412 yards and six touchdowns while Moore caught 14 balls for 238 yards and three scores.

**Vanderbilt at Mississippi State
Nov. 7 • Starkville, Miss.**

	1	2	3	4	Final
Vanderbilt (0-5, 0-5)	0	0	7	10	17
Mississippi State (2-4, 2-4)	14	3	0	7	24

Qtr	Time	Team - Scoring Play	Plays-Yards	TOP
1st	11:47	MS - Osirus Mitchell 6 yd pass from Rogers (Ruiz kick)	5-27	1:51
	2:33	MS - Dillon Johnson 4 yd run (Ruiz kick)	11-68	5:05
2nd	9:24	MS - Brandon Ruiz 25 yd field goal	11-48	5:30
3rd	4:27	VANDY - Chris Pierce Jr. 2 yd pass from Seals (Farley kick)	8-71	3:44
4th	12:27	VANDY - Keyon Henry-Brooks 27 yd run (Farley kick)	12-85	5:12
	2:43	MS - Jo'Quavious Marks 1 yd run (Ruiz kick)	4-13	1:35
	0:38	VANDY - Pierson Cooke 41 yd field goal	8-52	2:05

	Vanderbilt	Mississippi State
FIRST DOWNS	30	14
RUSHES-YARDS (NET)	36-142	11- 22
PASSING YDS (NET)	336	226
Passes Att-Comp-Int	31-46-3	35-46-0
TOTAL OFFENSE PLAYS-YARDS	82-478	57-204
Fumble Returns-Yards	3-0	0-0
Punt Returns-Yards	2-23	0-0
Kickoff Returns-Yards	3-170	5-330
Interception Returns-Yards	0-0-0	3-55-0
Punts (Number-Avg)	1-29.0	7-45.6
Fumbles-Lost	3-2	0-0
Penalties-Yards	6-52	8-92
Possession Time	32:10	27:50
Third-Down Conversions	8 of 15	4 of 13
Fourth-Down Conversions	2 of 3	0 of 0
Red-Zone Scores-Chances	1-2	4-4
Sacks By: Number-Yards	3-31	1-1

RUSHING: Vanderbilt-Keyon Henry-Brooks 20-115; Rocko Griffin 13-19; Jamauri Wakefield 1-7; Ken Seals 2-1.
Mississippi State-Jo'Quavious Marks 6-10; Dillon Johnson 1-4; TEAM 1-(-5); Will Rogers 3-(-31).

PASSING: Vanderbilt-Ken Seals 31-46-3-336.
Mississippi State-Will Rogers 35-46-0-226.

RECEIVING: Vanderbilt-Keyon Henry-Brooks 11-97; Cam Johnson 10-114; Chris Pierce Jr. 6-76; Amir Abdur-Rahman 3-49; Jayden Harrison 1-0.
Mississippi State-Malik Heath 9-79; Jo'Quavious Marks 7-22; Austin Williams 6-33; Jaden Walley 5-43; Osirus Mitchell 4-32; L. Witherspoon 2-11; Dillon Johnson 1-7; G. Spivey 1-(-1).

TACKLES (UA-A): Vanderbilt-Brendon Harris 5-5; Jaylen Mahoney 4-6; Anfernee Orji 3-6; Allan George 4-4; Ethan Barr 1-5; Justin Harris 1-2; Daevion Davis 0-3; Dimitri Moore 1-1; Ken Seals 1-1; Andre Mintze 1-1; Alston Orji 0-2; Christian James 0-2; Dashaun Jerkins 0-2; Maxwell Worship 0-2; Michael Owusu 1-0; Dayo Odeyingbo 1-0; Derek Green 0-1; Rocko Griffin 0-1.
Mississippi State-Aaron Brule 1-12; Martin Emerson 5-5; Marcus Murphy 1-9; Landon Guidry 6-3; Erroll Thompson 1-7; Jaden Crumedy 0-7; Collin Duncan 2-5; Tyrus Wheat 3-3; Marquiss Spencer 2-2; Emmanuel Forbes 3-1; Shawn Preston Jr. 1-3; Kobe Jones 0-4; Cameron Young 1-2; Jordan Davis 3-0; Nathaniel Watson 0-3; J.P. Purvis 2-0; Esaias Furdge 1-0; Aaron Odom 1-0; Jaden Walley 0-1.

Comeback Comes Up Short

STARKVILLE, Miss. — Vanderbilt cut a 17-0 deficit down to 17-14 in the second half at Davis Wade Stadium, but five turnovers ultimately led to the Commodores' demise in a 24-17 loss to Mississippi State.

Down 17-14 late, Vandy appeared intent on driving for a chance at a game-tying or game-winning score, but quarterback Ken Seals threw his third interception of the day with 8:02 to play. The Dores still got the back with 6:11 to go, only to see Seals lose a fumble at his own 13 with 4:18 to play.

Jo'Quavious Marks punched in a 1-yard touchdown run shortly thereafter to ice the game for the Bulldogs.

Pierson Cooke was able to hit a 41-yard field goal with 38 ticks remaining making it a touchdown game. The Bulldogs recovered the ensuing onside kickoff to clinch victory.

Running back Keyon Henry-Brooks finished with 115 yards on 20 carries and caught 11 passes for 97 yards. His 27-yard touchdown run got the Commodores within three late in the game.

Seals threw for a career-high 336 yards on 31 of 46 passing and a touchdown. The freshman also threw three interceptions and lost a fumble.

Wide receiver Cam Johnson had 10 grabs for 114 yards and Chris Pierce made six receptions for 76 yards and a score.

After Vanderbilt's opening offensive series ended with an interception on the fourth play, Mississippi State needed just five plays to go 27 yards to take a 7-0 lead. Mississippi State quarterback Will Rogers found Osirus Mitchell on a 6-yard pass a little more than three minutes into the game.

The Bulldogs then upped their lead to 14-0 with an 11-play drive that covered 68 yards and chewed up 5:05 of clock. Dillon Johnson's 4-yard touchdown run polished the series off and came on the heels of Cooke's missed 50-yard field goal for Vandy.

Mississippi State's Brandon Ruiz added a 25-yard field goal later in the second quarter and that would turn out to be the final score of the half.

Vanderbilt had 156 yards of total offense in the first two quarters, but turned the ball over twice, missed a field goal and failed on one of two fourth-down conversions.

The Commodores finally put a dent into the lead toward the end of the third quarter thanks to an eight-play, 71-yard drive that ended in seven points. Seals found Pierce from the 2 to make the score 17-7 with 4:27 to go in the period.

Suddenly Vandy had life and road the legs of Henry-Brooks from there. The sophomore capped a 12-play, 85-yard drive with a 27-yard sprint to the end zone making it 17-14 with 12:27 to go.

That would set up the final, pivotal minutes of the contest before Vanderbilt ran out of time.

**Vanderbilt at Kentucky
Nov. 14 • Lexington, Ky.**

	1	2	3	4	Final
Vanderbilt (0-6, 0-6)	0	14	7	14	35
Kentucky (3-4, 3-4)	14	10	7	7	38

Qtr	Time	Team - Scoring Play	Plays-Yards TOP	
1st	10:15	UK - Justin Rigg 15 yd pass from Wilson (Poore kick)	9-75	4:45
	3:48	UK - Terry Wilson 32 yd run (Poore kick)	6-68	2:48
2nd	14:30	VANDY - Chris Pierce Jr. 34 yd pass from Seals (Farley kick)	8-74	4:11
	10:28	UK - Keaton Upshaw 21 yd pass from Wilson (Poore kick)	7-79	3:54
	3:40	VANDY - Ben Bresnahan 2 yd pass from Wright (Cooke kick)	17-78	6:44
3rd	0:00	UK - Chance Poore 28 yd field goal	10-45	3:34
	10:34	UK - Chris Rodriguez 3 yd run (Poore kick)	6-26	2:57
	2:53	VANDY - Mike Wright 2 yd run (Cooke kick)	15-75	7:41
4th	9:14	UK - Chris Rodriguez 74 yd run (Poore kick)	3-91	1:374
	3:13	VANDY - Mitchell Pryor 2 yd run (Cooke kick)	7-80	2:28
	0:30	VANDY - Cam Johnson 7 yd pass from Seals (Cooke kick)	11-78	0:59

	Vanderbilt	Kentucky
FIRST DOWNS	29	23
RUSHES-YARDS (NET)	45-180	35-308
PASSING YDS (NET)	227	150
Passes Att-Comp-Int	22-35-0	16-20-0
TOTAL OFFENSE PLAYS-YARDS	80-407	55-458
Fumble Returns-Yards	0-0	0-0
Punt Returns-Yards	0-0	2-38
Kickoff Returns-Yards	2-39	3-62
Interception Returns-Yards	0-0-0	0-0-0
Punts (Number-Avg)	4-41.8	3-46.3
Fumbles-Lost	0-0	1-0
Penalties-Yards	6-50	10-89
Possession Time	32:26	27:34
Third-Down Conversions	11 of 17	3 of 8
Fourth-Down Conversions	2 of 2	1 of 1
Red-Zone Scores-Chances	4-4	3-3
Sacks By: Number-Yards	0-0	1-4

RUSHING: Vanderbilt-Keyon Henry-Brooks 29-121; Mitchell Pryor 4-29; Rocko Griffin 6-15; Ken Seals 4-10; Mike Wright 2-5.
Kentucky-Chris Rodriguez 13-149; Terry Wilson 7-83; Asim Rose 7-49; Kavosiey Smoke 3-20; Jutahn McClain 4-7; TEAM 1-0.

PASSING: Vanderbilt-Ken Seals 21-32-0-225; Mike Wright 1-1-0-2; TEAM 0-2-0-0.
Kentucky-Terry Wilson 13-15-0-110; Beau Allen 3-5-0-40.

RECEIVING: Vanderbilt-Amir Abdur Rahman 7-89; Ben Bresnahan 4-48; Cam Johnson 4-17; Chris Pirece Jr. 3-53; Keyon Henry-Brooks 2-8; Mitchell Pryor 1-12; Jayden Harrison 1-0.
Kentucky-Demarcus Harris 4-33; Josh Ali 3-15; Keaton Upshaw 2-41; Justin Rigg 1-15; Mike Drennen 1-14; Kavosiey Smoke 1-9; Isaiah Epps 1-8; Bryce Oliver 1-6; Allen Dailey 1-5; Asim Rose 1-4.

TACKLES (UA-A): Vanderbilt-Allan George 7-1; Brendon Harris 3-5; Anfernee Orji 2-5; Dimitri Moore 2-4; Jaylen Mahoney 2-2; Maxwell Worship 1-3; Brayden DeVault-Smith 2-1; Elijah Hamilton 2-1; Dayo Odeyingbo 1-2; Daevidon Davis 0-3; Dashaun Jerkins 2-0; Ethan Barr 1-0; Harrison Smith 1-0; Raashaan Wilkins Jr. 1-0; Derek Green 1-0; Chase Lloyd 1-0; Michael Owusu 1-0; Malik Langham 0-1; Justin Harris 0-1; Andre Mintze 0-1.
Kentucky-Jamin Davis 6-9; Marquez Bembry 5-5; Yusuf Corker 1-9; Tyrell Ajan 5-1; Phil Hoskins 2-4; Jordan Wright 2-4; Brandin Echols 4-1; J.J. Weaver 4-0; Kelvin Joseph 1-2; D'Eryk Jackson 1-2; Joshua Paschal 1-2; Quinton Bohanna 0-3; Quandre Mosely 1-1; Vito Tisdale 1-1; Jamar Watson 0-2; Davonte Robinson 1-0; Marquan Mccall 0-1; Jared Casey 0-1; Carrington Valentine 0-1; Kordell Looney 0-1.

Dores Drop Road Test at Kentucky

LEXINGTON, Ky. — A slow start out of the gates turned out to be critical in the race to victory for Vanderbilt as the Commodores lost 38-35 to Kentucky at Kroger Field.

After falling behind 14-0, Vandy had outscored the Wildcats 21-17 at one point, but couldn't come all the way back. Kentucky's Chris Rodriguez virtually iced the game with a 74-yard touchdown run with 9:14 to go in the contest, making it 38-21.

Quarterbacks Mike Wright and Ken Seals – both true freshmen – each had solid days for the Commodores. Wright threw a 2-yard touchdown pass and ran for a 2-yard score. Seals finished 21 of 32 for 225 yards and two touchdowns.

Vandy running back Keyon Henry-Brooks totaled 121 yards on the ground over a career-high 29 carries. The sophomore has racked up 302 yards rushing on 72 attempts the past three games.

Running back Mitchell Pryor scored on a 2-yard run for the Dores with 3:13 to play and Seals found Cam Johnson on a 7-yard touchdown pass with 30 seconds left. It was too little, too late.

Kentucky began the day by marching 75 yards in nine plays and went up 7-0 when Terry Wilson found Justin Rigg on a 15-yard touchdown pass. That series chewed up nearly five minutes of clock.

Wilson added a score with his feet when he rushed around right end for a 32-yard touchdown sprint putting the Wildcats ahead 14-0 with 3:48 to go in the opening stanza.

Vanderbilt regrouped to start the second quarter and got on board with a Seals 34-yard touchdown pass to Chris Pierce on a flag route into the right corner of the end zone. That play got the Commodores within 14-7.

The Wildcats didn't waste time with a response, scoring on Wilson's second touchdown pass of the day – this one coming from 21 yards out to Keaton Upshaw. Kentucky's scoring drive covered 79 yards in just seven plays.

The Commodores, who were 11 of 17 on third down, kept coming back and got within seven with 3:40 left in the half. A 17-play drive that covered 78 yards ended with Wright rolling right on fourth down and dumping a two-yard touchdown pass to tight end Ben Bresnahan.

It was Wright's first career touchdown pass.

Chance Moore kicked a 28-yard field for Kentucky before the end of the half, allowing the Wildcats to go into the locker room up 24-14.

Vanderbilt gave up 277 yards of offense over the first two quarters and allowed the Wildcats to average 8.9 yards per play.

Kentucky opened the scoring in the third quarter with a 3-yard touchdown run from Rodriguez. Vandy responded with a 75-yard drive that was capped off by Wright's 2-yard touchdown sprint on another fourth down call.

The Commodores trailed 31-21 with 2:53 to go in the third quarter and that would be how the scoreboard would read going into the final 15 minutes.

**Vanderbilt vs. No. 6 Florida
Nov. 21 • Nashville, Tenn.**

	1	2	3	4	Final
Florida (6-1, 6-1)	7	10	14	7	38
Vanderbilt (0-7, 0-7)	10	0	7	0	17

Qtr	Time	Team - Scoring Play	Plays-Yards	TOP
1st	10:50	VANDY - Chris Pierce 16 yd pass from Seals (Cooke kick)	11-75	4:10
	7:47	UF - Kadarius Toney 27 yd pass from Trask (McPherson kick)	8-76	2:56
2nd	2:45	VANDY - Pierson Cooke 25 yd field goal	12-68	5:02
	4:13	UF - Evan McPherson 33 yd field goal	9-31	3:43
3rd	0:49	UF - Trevon Grimes 34 yd pass from Trask (McPherson kick)	7-85	1:45
	9:47	UF - Dameon Pierce 1 yd run (McPherson kick)	12-75	5:13
4th	2:55	UF - Kemore Gamble 2 yd pass from Trask (McPherson kick)	10-91	4:34
	2:01	VANDY - Chris Pierce 58 yd pass from Seals (Cooke kick)	3-75	0:54
	6:46	UF - Kemore Gamble 30 yd pass from Jones (McPherson kick)	6-99	3:15

	Florida	Vanderbilt
FIRST DOWNS	29	21
RUSHES-YARDS (NET)	40-180	34-109
PASSING YDS (NET)	413	319
Passes Att-Comp-Int	27-36-0	22-34-1
TOTAL OFFENSE PLAYS-YARDS	76-586	68-406
Fumble Returns-Yards	0-0	0-0
Punt Returns-Yards	1-7	0-0
Kickoff Returns-Yards	3-74	0-0
Interception Returns-Yards	1-0-0	0-0-0
Punts (Number-Avg)	2-44.5	6-38.0
Fumbles-Lost	0-0	1-0
Penalties-Yards	6-46	4-30
Possession Time	34:17	25:43
Third-Down Conversions	8 of 12	7 of 15
Fourth-Down Conversions	1 of 1	1 of 1
Red-Zone Scores-Chances	3-3	2-2
Sacks By: Number-Yards	2-17	1-6

RUSHING: Florida-Dameon Pierce 11-55; Malik Davis 8-38; Emory Jones 4-25; Nayquan Wright 8-24; Lorenzo Lingard 2-17; Kyle Trask 4-7; Trevon Grimes 1-4; Kadarius Toney 1-3; Iverson Clement 1-0. Vanderbilt-Mitchell Pryor 13-44; Ja'Veon Marlow 13-38; Rocko Griffin Jr. 5-25; Ken Seals 3-(-20).

PASSING: Florida-Kyle Trask 26-35-0-383; Emory Jones 1-1-0-30. Vanderbilt-Ken Seals 22-34-1-319.

RECEIVING: Florida-Kadarius Toney 6-107; Justin Shorter 5-94; Jacob Copeland 5-56; Kemore Gamble 3-66; Trevon Grimes 3-44; Malik Davis 2-20; Xzavier Henderson 1-15; Dameon Pierce 1-6; Nayquan Wright 1-5. Vanderbilt-Cam Johnson 7-93; Amir Abdur-Rahman 5-60; Chris Pierce Jr. 4-97; Ben Bresnahan 3-45; Will Sheppard 1-24; Mitchell Pryor 1-8; Grant Miller 1-(-8).

TACKLES (UA-A): Florida-Kyree Campbell 0-9; Mohamoud Diabate 3-4; Ventrell Miller 4-2; Gervon Dextor 0-6; Brad Stewart Jr. 5-0; Shawn Davis 3-1; Zachary Carter 1-3; Jesiah Pierre 0-4; Khris Bogle 0-4; Chester Kimbrough 3-0; Tedarrell Slaton 2-1; Brenton Cox Jr. 2-1; Ty'Ron Hopper 0-3; Marco Wilson 1-1; Marlon Dunlap 1-1; Kaiir Elam 1-1; Donovan Stiner 1-1; Andrew Chatfield 0-2; Amari Burney 0-2; Jaydon Hill 1-0; Dante Lang 0-1; Derek Wingo 0-1; Trey Dean III 0-1; Rashad Torrence 0-1. Vanderbilt-Anfernee Orji 1-8; Allan George 3-5; Jaylen Mahoney 3-5; Dashaun Jerkins 1-7; Elijah Hamilton 5-2; Andre Mintze 3-4; Dimitri Moore 3-4; Brayden DeVaultSmith 3-3; De'Rickey Wright 2-3; Ethan Barr 2-3; Maxwell Worship 2-2; Dayo Odeyingbo 0-4; Justin Harris 2-1; Christian James 0-3; Brendon Harris 2-0; Derek Green 0-2; Rutger Reitmaier 0-2; Raashaan Wilkins Jr. 0-2; Michael Owusu 1-0; Cameron Tidd 0-1; Ryan McCord 0-1.

Vandy Falls to No. 6 Florida

NASHVILLE, Tenn. — No. 6 Florida scored 24 unanswered points at Vanderbilt Stadium to defeat Vanderbilt 38-17.

The Gators trailed 10-7 early before building an insurmountable lead. Quarterback Kyle Trask threw for 383 yards and three touchdowns for Florida.

Vandy entered the fourth quarter down 31-17 and had serious momentum when De'Rickey Wright recovered a Florida fumble with 14:25 to play. But a drive to the Florida 26 stalled and the Dores were forced to punt 4 1/2 minutes later.

On the ensuing possession, Emory Jones found tight end Kenmore Gamble on a 30-yard touchdown pass with 6:46 remaining to put the game to rest.

Vanderbilt came out firing in the opening minutes and went up 7-0 at the 10:50 mark. Quarterback Ken Seals (5-for-5 on the opening possession) hit Chris Pierce Jr. on 16-yard, third-down pass to give the Dores an early lead.

That marked the fourth straight game with a touchdown reception for Pierce Jr.

Florida answered immediately with a 76-yard drive that lasted just less than three minutes. Trask found Kadarius Toney on a 27-yard, third-down pass to tie the score at 7-all.

Vandy retook the lead thanks to a Pierson Cooke 25-yard field goal that made it 10-7 with 2:45 left in the opening frame and that's how the scoreboard would read going into the second.

The Gators tied it up with Evan McPherson's 33-yard field goal at the 4:13 mark.

Florida then took the lead just before the break when Trask threw a jump ball for Trevon Grimes from 34-yards out making it 17-10. Vandy would settle for that deficit going into the break.

Vanderbilt had 209 yards of total offense in the first half and held Florida to 37 yards rushing. But Trask was 14 of 19 for 193 yards and two scores.

The Gators opened the second half with a long scoring drive on their opening offensive series. Dameon Pierce finished off a 75-yard drive that took up 5:13 with a 1-yard plunge that put Florida ahead 24-10.

Trask found Gamble six minutes later on a 2-yard touchdown pass to give the Gators a 31-10 lead with 2:55 to go in the third quarter.

Vandy needed just three plays to answer as Seals found Pierce Jr. on a 58-yard scoring strike. Pierce caught a long slant and broke multiple tackles on his way to the end drawing the Commodores within 31-17 going into the fourth quarter.

Seals finished 22 of 34 for 319 yards and two touchdowns.

**Vanderbilt at Missouri
Nov. 28 • Columbia, Mo.**

	1	2	3	4	Final
Vanderbilt (0-8, 0-8)	0	0	0	0	0
Missouri (4-3, 4-3)	7	14	6	14	41

Qtr	Time	Team - Scoring Play	Plays-Yards TOP	
1st	11:14	MIZZOU - Larry Rountree 7 yd run (Mevis kick)	6-44	2:09
2nd	7:51	MIZZOU - Larry Rountree 7 yd run (Mevis kick)	9-82	3:52
	1:18	MIZZOU - Tyler Badie 1 yd rum (Mevis kick)	8-80	2:01
3rd	10:35	MIZZOU - Harrison Mevis 21 yd field goal	10-62	4:24
	3:31	MIZZOU - Harrison Mevis 44 yd field goal	7-39	3:17
4th	14:29	MIZZOU - Larry Rountree 25 yd run (Mevis kick)	6-69	2:48
	6:46	MIZZOU - Damon Hazelton 25 yd pass from Cook (Mevis kick)	5-67	2:23

	Vanderbilt	Missouri
FIRST DOWNS	13	31
RUSHES-YARDS (NET)	35-93	38-223
PASSING YDS (NET)	103	380
Passes Att-Comp-Int	15-25-0	34-41-0
TOTAL OFFENSE PLAYS-YARDS	60-196	79-603
Fumble Returns-Yards	0-0	0-0
Punt Returns-Yards	0-0	1-8
Kickoff Returns-Yards	0-0	0-0
Interception Returns-Yards	0-0-0	0-0-0
Punts (Number-Avg)	7-43.3	0-0.0
Fumbles-Lost	2-1	1-0
Penalties-Yards	3-21	1-5
Possession Time	27:10	32:50
Third-Down Conversions	3 of 14	6 of 11
Fourth-Down Conversions	2 of 4	0 of 2
Red-Zone Scores-Chances	0-0	4-4
Sacks By: Number-Yards	2-23	4-22

RUSHING: Vanderbilt-Keyon Henry-Brooks 15-64; Mitchell Pryor 6-19; Ken Seals 9-10; Mike Wright 4-4; Jayden Harrison 1-(-4).

Missouri-Larry Rountree 21-160; Elijah Young 4-52; Jerney Jones 4-18; Tyler Badie 5-18; Jalen Knox 1-1; Team 1-(-3); Connor Bazalak 2-(-23).

PASSING: Vanderbilt-Ken Seals 11-19-0-79; Mike Wright 4-6-0-24.

Missouri-Connor Bazalak 30-37-0-318; Brady Cook 4-4-0-62.

RECEIVING: Vanderbilt-Cam Johnson 5-33; Keyon Henry Brooks 3-24; Chris Pierce Jr. 2-25; Ja'Veon Marlow 2-(-7); Amir Abdur-Rahman 1-17; Will Sheppard 1-6; Jayden Harrison (1-5).

Missouri-Tauskie Dove 8-62; Tyler Badie 7-102; Keke Chism 5-67; Damon Hazelton 3-49; Barrett Banister 3-12; Niko Hea 2-13; Kris Abrams-Draine 2-4; Micah Wilson 1-26; Larry Rountree 1-23; Jalen Knox 1-13; Messiah Swinson 1-9.

TACKLES (UA-A): Vanderbilt-Ethan Barr 8-2; Elijah Hamilton 8-0; Maxwell Worship 6-0; Allan George 6-0; Brendon Harris 5-1; Anfernee Orji 5-0; Jaylen Mahoney 4-0; Dayo Odeyingbo 4-0; Alston Orji 4-0; Dashaun Jerkins 3-0; Michael Owusu 2-0; Bryaden DeVault-Smith 1-0; Daevion Davis 1-0; Cameron Tidd 1-0; Derek Green 1-0; De'Rickey Wright 1-0; Andre Mintze 0-1.

Missouri-Nick Bolton 9-0; Devin Nicholson 4-1; Martez Manuel 3-1; Joshua Beldsoe 2-2; Chad Bailey 3-0; Ennis Rakestraw 3-0; Tyree Gillespie 2-0; Mason Pack 2-0; Kobie Whiteside 2-0; Jarvis Ware 1-1; Trajan Jeffcoat 1-1; Jamie Pettway 1-0; Jatorian Hansford 1-0; Markell Utsey 1-0; Akial Byers 1-0; Cannon York 1-0; Ishmael Burdine 1-0; Darius Robinson 1-0; Jaylon Carlies 1-0; Chris Turner 1-0; Tre Williams 1-0.

Dores Drop Road Contest at Missouri

COLUMBIA, Mo. — Vanderbilt's offense could never get into gear on an otherwise historic day at Memorial Stadium, where the Commodores lost 41-0 to Missouri.

Sarah Fuller, a senior and keeper on the Vanderbilt soccer team, took the opening kickoff of the second half to become the first woman to ever play in a Southeastern Conference and Power 5 Conference football game.

Fuller and her teammates, however, could not keep pace with a Missouri offense that totaled 603 yards. The Tigers jumped out to a 7-0 lead early and never looked back from there.

Vanderbilt got off to a tough start when it went for a 4th-and-1 on its own 44 and was stuffed at the line of scrimmage. Missouri went the other direction quickly by going 44 yards on six plays to take a 7-0 lead on a Larry Rountree 7-yard touchdown run.

Vandy's defense held Missouri to a 45-yard field goal attempt later in the first quarter, which hit off the upright to keep it a 7-0 game.

That's where the score would stay until midway through the second quarter when Rountree found pay dirt again – another 7-yard scoring run capped off a nine-play, 82-yard drive. The Tigers had a 14-0 lead with 7:51 to go in the first half.

The Tigers added to that lead with 1:08 on the clock before the break. After Tyler Badie was ruled short of the goal line on a 28-yard reception, the running back punched it in a play later to make it 21-0.

Vandy was held to just 93 yards of total offense in the first half, was 2 of 8 on third down and 0-for-1 on fourth down. Missouri, meanwhile, racked up 325 yards of offense.

After Fuller made history to start the half with a kickoff that traveled 30 yards, Missouri had a 62-yard drive stall at the 3. Harrison Mevis came out and split the uprights on a 21-yard field goal to up the Tigers' lead to 24-0.

Mevis added a 44-yard field goal with 3:31 left in the third period making it 27-0.

Rountree's 25-yard touchdown run to begin the fourth made it 34-0. Damon Hazelton scored on a 25-yard pass from Brady Cook with 6:46 to go providing the final margin.

Rountree finished with 160 yards on the ground for Missouri.

**Vanderbilt vs. Tennessee
Dec. 12 • Nashville, Tenn.**

	1	2	3	4	Final
Tennessee (3-6, 3-6)	7	21	7	7	42
Vanderbilt (0-9, 0-9)	7	3	0	7	17

Qtr	Time	Team - Scoring Play	Plays-Yards TOP	
1st	5:54	UT - Princeton Frant 6 yd pass from Bailey (Wilson kick)	9-42	4:48
	1:50	VANDY - Cam Johnson 18 yd pass from Seals (Fuller kick)	12-75	4:04
2nd	12:03	VANDY - Pierson Cooke 39 yd field goal	5-53	2:08
	8:37	UT - Bryce Thompson 18 yd interception return (Wilson kick)	—	—
	5:52	UT - Velus Jones Jr. 23 yd pass from Shrout (Wilson kick)	3-41	0:40
	1:03	UT - Jalin Hyatt 26 yd pass from Shrout (Wilson kick)	4-66	1:03
3rd	12:50	UT - Ty Chandler 20 yd run (Wilson kick)	5-72	2:03
4th	7:22	VANDY - Ben Bresnahan 16 yd pass from Seals (Fuller kick)	5-59	1:21
	7:03	UT - Velus Jones Jr. 74 yd pass from Bailey (Wilson kick)	1-74	0:17

	Tennessee	Vanderbilt
FIRST DOWNS	24	16
RUSHES-YARDS (NET)	38-212	31-53
PASSING YDS (NET)	328	239
Passes Att-Comp-Int	21-32-1	22-39-1
TOTAL OFFENSE PLAYS-YARDS	70-540	70-292
Fumble Returns-Yards	1-1	1-0
Punt Returns-Yards	3-14	0-0
Kickoff Returns-Yards	2-17	1-19
Interception Returns-Yards	1-18	1-30
Punts (Number-Avg)	5-47.0	9-37.0
Fumbles-Lost	0-0	1-12
Penalties-Yards	10-94	7-60
Possession Time	33:37	26:23
Third-Down Conversions	2 of 9	3 of 18
Fourth-Down Conversions	1 of 2	2 of 3
Red-Zone Scores-Chances	2-3	2-2
Sacks By: Number-Yards	2-27	3-26

RUSHING: Tennessee-Eric Gray 13-74; Ty Chandler 9-61; Jabari Small 6-48; Dee Beckwith 2-24; Brian Maurer 1-22; Kenney Solomon 1-1; Harrison Bailey 5-(-8); J.T. Shrout 1-(-10).
Vanderbilt-Keyon Henry-Brooks 20-56; Rocko Griffin 5-10; Mitchell Pryor 3-6; Ken Seals 3-(-19).

PASSING: Tennessee-Harrison Bailey 14-18-0-207; J.T. Shrout 6-13-1-90; Paxton Brooks 1-1-0-31.
Vanderbilt-Ken Seals 22-39-1-239.

RECEIVING: Tennessee-Velus Jones Jr. 7-125; Jalin Hyatt 5-81; Josh Palmer 4-53; Henry To'o To'o 1-31; Jimmy Calloway 1-14; Eric Gray 1-9; Jabari Small 1-9; Princeton Fant 1-6.
Vanderbilt-Cam Johnson 7-64; Ben Bresnahan 4-38; Amir Abdur-Rahman 3-69; Chris Pierce Jr. 3-45; Keyon Henry-Brooks 3-19; Jayden Harrison 1-3; Mitchell Pryor 1-1.

TACKLES (UA-A): Tennessee-Henry To'o To'o 7-3; Quavaris Crouch 5-2; Matthew Butler 5-2; Trevon Flowers 3-3; Jaylen McCollough 4-1; Darel Middleton 3-0; Deandre Johnson 2-1; Jeremy Banks 2-1; John Mincey 2-0; Bryce Thompson 2-0; Tamarion McDonald 2-0; Omari Thomas 1-1; Alontae Taylor 1-1; Key Lawrence 1-1; Tyler Baron 1-0; Kurott Garland 1-0; Warren Burrell 1-0; Velus Jones Jr. 1-0; Roman Harrison 0-1; Bryson Eason 0-1.

Vanderbilt-Anfernee Orji 11-2; Brendon Harris 8-2; Jaylen Mahoney 6-2; Ethan Barr 3-4; Andre Mintze 2-1; Gabe Jeudy-Lally 2-1; Allan George 2-1; Dashaun Jerkins 1-2; Drew Birchmeier 1-2; Elijah Hamilton 0-3; Malik Langham 2-0; Michael Spencer 1-1; Nate Clifton 1-1; Brayden DeVaultSmith 1-1; Alston Orji 1-1; Cameron Tidd 0-2; Will Sheppard 1-0; Rocko Griffin 0-1; Chase Lloyd 0-1.

Dores Drop Home Finale

NASHVILLE, Tenn. — Vanderbilt had a 10-7 lead on rival Tennessee on Saturday at Vanderbilt Stadium, but the Volunteers scored 28 straight to pull away with a 42-17 victory.

The Commodores erased a 7-0 deficit by scoring 10 in a row and found themselves with a lead early in the second quarter while looking for a third consecutive home triumph over the orange and white from Knoxville. But a crucial turnover shortly thereafter sparked the visitors and they never looked back.

Quarterback Ken Seals finished 22-of-39 passing for 239 yards and two touchdowns for Vandy while wide receiver Cam Johnson made seven catches for 64 yards and a score.

Linebacker Anfernee Orji led the Commodore defense with a career-high 13 tackles, the highest total for Vandy in a game this season, and a sack.

Tennessee opened the scoring with 5:54 left in the first quarter after good field position had the Volunteers in business. A 42-yard drive ended with Harrison Bailey's 6-yard pass to tight end Princeton Fant making it 7-0.

Vanderbilt wasted little time responding and drove 75 yards in 12 plays, the last being an 18-yard pass from Seals to Johnson for a touchdown.

Sarah Fuller came on to kick the extra point, making it 7-7.

It looked as if Tennessee would regain the lead almost immediately, but on third down at the Vandy 8, Andre Mintze stripped Bailey and Cameron Tidd recovered.

The Commodores converted that turnover into a Pierson Cooke 39-yard field goal to go up 10-7 with 12:03 to go in the first half.

Vandy, playing with less than 70 total student-athletes Saturday, still had a lot of the momentum three minutes later – that is until a Seals throw went errant and Bryce Thompson picked the ball out of the air with his left hand and took it 18 yards the other direction for a touchdown. Tennessee had a 14-10 lead at that point.

The Volunteers added to their advantage not much longer after that thanks to a 23-yard touchdown pass from J.T. Shrout to Velus Jones Jr. Tennessee had a 21-10 advantage with 5:52 remaining in the second quarter.

Shrout added another score – this one from 26 yards out to Jalin Hyatt that put the Volunteers up 28-10 at halftime.

Vandy went 3 of 12 on third down in the first half and surrendered 7.1 yards per play.

Tennessee opened the second half with a 20-yard touchdown run by Ty Chandler, making it 35-10 a little more than three minutes into the period.

Vanderbilt wasn't able to find the scoreboard again until 7:22 remained. Seals' 16-yard strike to tight end Ben Bresnahan cut the score to 35-17.

The Volunteers answered one final time when Jones Jr. raced 74 yards for six on a pass from Bailey providing the final margin with seven minutes left.

TEAM STATS

Team Statistics	VANDY	OPP
SCORING	133	336
Points Per Game	14.8	37.3
Points Off Turnovers	17	38
FIRST DOWNS	182	219
Rushing	68	92
Passing	96	117
Penalty	18	10
RUSHING YARDAGE	991	1719
Yards gained rushing	1221	1894
Yards lost rushing	230	175
Rushing Attempts	329	302
Average Per Rush	3.0	5.7
Average Per Game	110.1	191.0
TDs Rushing	4	19
PASSING YARDAGE	1979	2668
Comp-Att-Int	192-301-11	221-301-2
Average Per Pass	6.6	8.9
Average Per Catch	10.3	12.1
Average Per Game	219.9	296.4
TDs Passing	13	24
TOTAL OFFENSE	2970	4387
Total Plays	630	603
Average Per Play	4.7	7.3
Average Per Game	330.0	487.4
KICK RETURNS: #-Yards	15-336	14-265
PUNT RETURNS: #-Yards	5-46	16-201
INT RETURNS: #-Yards	2-32	11-150
KICK RETURN AVERAGE	22.4	18.9
PUNT RETURN AVERAGE	9.2	12.6
INT RETURN AVERAGE	16.0	13.6
FUMBLES-LOST	12-6	10-7
PENALTIES-Yards	42-343	59-501
Average Per Game	38.1	55.7
PUNTS-Yards	51-2053	25-1141
Average Per Punt	40.3	45.6
Net punt average	35.9	43.0
KICKOFFS-Yards	28-1655	63-3679
Average Per Kick	59.1	58.4
Net kick average	38.9	40.0
TIME OF POSSESSION/Game	29:42	30:18
3RD-DOWN Conversions	55/138	43/98
3rd-Down Pct	40%	44%
4TH-DOWN Conversions	12/20	6/10
4th-Down Pct	60%	60%
SACKS BY-Yards	14-103	19-133
MISC YARDS	0	0
TOUCHDOWNS SCORED	17	44
FIELD GOALS-ATTEMPTS	4-9	10-13
ON-SIDE KICKS	0-2	0-0
RED-ZONE SCORES	(14-20) 70%	(29-32) 91%
RED-ZONE TOUCHDOWNS	(12-20) 60%	(22-32) 69%
PAT-ATTEMPTS	(17-17) 100%	(40-42) 95%
ATTENDANCE	6124	60014
Games/Avg Per Game	5/1225	4/15004
Neutral Site Games		0/0

Score by Quarters	1st	2nd	3rd	4th	OT	Total
Vanderbilt	20	40	35	38	0	133
Opponents	87	91	92	66	0	336

INDIVIDUAL STATS

Rushing	gp	att	gain	loss	net	avg	td	lg	avg/g
Keyon Henry-Brooks	6	120	513	19	494	4.1	2	27	82.3
Ja'Veon Marlow	4	46	193	7	186	4.0	0	22	46.5
Jamauri Wakefield	4	38	144	21	123	3.2	0	15	30.8
Mitchell Pryor	9	28	119	2	117	4.2	1	15	13.0
Rocko Griffin Jr.	8	37	101	9	92	2.5	0	15	11.5
Mike Wright	6	14	41	26	15	1.1	1	11	2.5
Jayden Harrison	9	2	16	4	12	6.0	0	16	1.3
Dashaun Jerkins	8	1	7	0	7	7.0	0	7	0.9
Elijah Hamilton	9	1	3	0	3	3.0	0	3	0.3
Tyrell Alexander	9	1	0	6	-6	-6.0	0	0	-0.7
Ken Seals	9	41	84	136	-52	-1.3	0	13	-5.8
Total	9	329	1221	230	991	3.0	4	27	110.1
Opponents	9	302	1894	175	1719	5.7	19	88	191.0

Passing	gp	effic	comp-att-int	pct	yds	td	lg	avg/g
Ken Seals	9	127.62	186-288-10	64.6	1928	12	58	214.2
Mike Wright	6	115.84	6-10-1	60.0	51	1	25	8.5
TEAM	4	0.00	0-3-0	0.0	0	0	0	0.0
Total	9	125.96	192-301-11	63.8	1979	13	58	219.9
Opponents	9	172.86	221-301-2	73.4	2668	24	74	296.4

Receiving	gp	no.	yds	avg	td	lg	avg/g
Cam Johnson	9	56	545	9.7	3	40	60.6
Ben Bresnahan	9	28	300	10.7	4	43	33.3
Keyon Henry-Brooks	6	28	258	9.2	0	48	43.0
Amir Abdur-Rahman	9	27	406	15.0	1	46	45.1
Chris Pierce Jr.	9	25	371	14.8	5	58	41.2
Jayden Harrison	9	8	20	2.5	0	25	2.2
Jamauri Wakefield	4	5	16	3.2	0	7	4.0
Ja'Veon Marlow	4	4	-3	-0.8	0	5	-0.8
Mitchell Pryor	9	3	21	7.0	0	12	2.3
Will Sheppard	8	2	30	15.0	0	24	3.8
Tyrell Alexander	9	2	11	5.5	0	6	1.2
James Bostic III	6	1	12	12.0	0	12	2.0
Rocko Griffin Jr.	8	1	3	3.0	0	3	0.4
Justin Ball	9	1	-3	-3.0	0	0	-0.3
Grant Miller	9	1	-8	-8.0	0	0	-0.9
Total	9	192	1979	10.3	13	58	219.9
Opponents	9	221	2668	12.1	24	74	296.4

Punt Returns	no.	yds	avg	td	lg
Cam Johnson	5	46	9.2	0	21
Total	5	46	9.2	0	21
Opponents	16	201	12.6	0	48

Interceptions	no.	yds	avg	td	lg
Gabe Jeudy-Lally	1	30	30.0	0	30
Randall Haynie	1	2	2.0	0	2
Total	2	32	16.0	0	30
Opponents	11	150	13.6	1	35

Kick Returns	no.	yds	avg	td	lg
Jayden Harrison	7	141	20.1	0	27
Donovan Kaufman	5	137	27.4	0	58
Cam Johnson	2	41	20.5	0	22
Elijah Hamilton	1	17	17.0	0	17
Total	15	336	22.4	0	58
Opponents	14	265	18.9	0	37

Fumble Returns	no.	yds	avg	td	lg
Dashaun Jerkins	1	8	8.0	0	8
Andre Mintze	1	6	6.0	0	6
Cameron Tidd	1	12	12.0	0	12
Total	3	26	8.7	0	12
Opponents	1	7	7.0	0	7

Scoring	td	fg	PAT				dpx	saf	pts
			kick	rush	rcv	pass			
Chris Pierce Jr.	5	-	-	-	-	-	-	30	
Ben Bresnahan	4	-	-	-	-	-	-	24	
Pierson Cooke	-	4-9	9-9	-	-	-	-	21	
Cam Johnson	3	-	-	-	-	-	-	18	
Keyon Henry-Brooks	2	-	-	-	-	-	-	12	
Mitchell Pryor	1	-	-	-	-	-	-	6	
Amir Abdur-Rahman	1	-	-	-	-	-	-	6	
Wes Farley	-	-	6-6	-	-	-	-	6	
Mike Wright	1	-	-	-	-	-	-	6	
TEAM	-	-	-	-	-	-	1	2	
Sarah Fuller	-	-	2-2	-	-	-	-	2	
Total	17	4-9	17-17	-	-	-	1	133	
Opponents	44	10-13	40-42	1-1	-	0-1	-	336	

Total Offense	g	plays	rush	pass	total	avg/g
Ken Seals	9	329	-52	1928	1876	208.4
Keyon Henry-Brooks	6	120	494	0	494	82.3
Ja'Veon Marlow	4	46	186	0	186	46.5
Jamauri Wakefield	4	38	123	0	123	30.8
Mitchell Pryor	9	28	117	0	117	13.0
Rocko Griffin Jr.	8	37	92	0	92	11.5
Mike Wright	6	24	15	51	66	11.0
Jayden Harrison	9	2	12	0	12	1.3
Dashaun Jerkins	8	1	7	0	7	0.9
Elijah Hamilton	9	1	3	0	3	0.3
Tyrell Alexander	9	1	-6	0	-6	-0.7
Total	9	630	991	1979	2970	330.0
Opponents	9	603	1719	2668	4387	487.4

Field Goals	fg	pct.	01-19	20-29	30-39	40-49	50-99	lg	blk
Pierson Cooke	4-9	44.4	0-0	1-3	2-2	1-2	0-2	41	0

FG Sequence	Vanderbilt	Opponents
Texas A&M	(33),45	(24)
LSU	22	(53),(31)
South Carolina	29	(42),53,(40)
Ole Miss	-	42
Mississippi State	50,(41)	(25)
Kentucky	-	(28)
Florida	(25)	(33)
Missouri	-	45,(21),(44)
Tennessee	(39),54	-

Punting	no.	yds	avg	lg	tb	fc	i20	50+	blk
Harrison Smith	46	1887	41.0	56	1	16	18	13	0
Jared Wheatley	5	166	33.2	55	0	1	4	1	0
Total	51	2053	40.3	56	1	17	22	14	0
Opponents	25	1141	45.6	63	1	10	13	8	0

Kickoffs	no.	yds	avg	tb	ob	retn	net	ydln
Pierson Cooke	27	1625	60.2	12	0			
Sarah Fuller	1	30	30.0	0	0			
Total	28	1655	59.1	12	0	18.9	38.9	26
Opponents	63	3679	58.4	33	0	22.4	40.0	25

Numbers in (parentheses) indicate field goal was made.

INDIVIDUAL DEFENSIVE STATS

#	Defensive Leaders	gp	Tackles			tfl/yds	Sacks no-yds	Pass defense			Fumbles		blkd	
			ua	a	tot			int-yds	brup	qbh	rcv-yds	ff	kick	saf
26	Anfernee Orji	9	31	35	66	1.5-10	1.0-10	.	2	.	.	1	.	.
23	Jaylen Mahoney	8	33	24	57	2.0-6	.	.	2	.	1-0	.	.	.
28	Allan George	9	31	14	45	2.5-3	.	.	2
33	Dashaun Jerkins	8	17	28	45	.	.	.	3	.	1-8	2	.	.
13	Brendon Harris	7	26	16	42	1.0-1	.	.	3	.	.	1	.	.
50	Ethan Barr	9	19	18	37	0.5-1
7	Dimitri Moore	6	16	20	36	0.5-1
10	Dayo Odeyingbo	8	15	17	32	8.0-47	5.5-40	.	1	9
14	Maxwell Worship	7	15	16	31	0.5-0	.	.	2	2
15	Elijah Hamilton	9	18	6	24	.	.	.	3
48	Andre Mintze	9	11	10	21	5.5-28	4.0-25	.	1	2	1-6	2	.	.
9	Daevion Davis	8	5	13	18	0.5-2	0.5-2	.	.	2	1-0	1	.	.
24	Alston Orji	7	8	8	16	1
12	Brayden DeVaultSmith	8	10	6	16	2.5-3	1.0-2	.	1	1
1	Donovan Kaufman	2	8	7	15	.	.	.	1
6	Gabe Jeudy-Lally	7	10	3	13	1.0-1	.	1-30	1
44	Christian James	8	3	8	11	1.0-8
22	Chase Lloyd	7	2	7	9	0.5-0
5	DC Williams	3	6	3	9
11	Justin Harris	9	3	6	9	.	.	.	1
95	Raashaan Wilkins Jr.	9	5	3	8	2.0-2	1-0	.	.	.
88	Michael Owusu	7	6	1	7	2.0-19	1.0-14	.	2
90	Cameron Tidd	7	2	5	7	0.5-1	.	.	1	.	1-12	.	.	.
99	Malik Langham	9	3	4	7	2
96	Nate Clifton	8	2	4	6	1.0-10	1.0-10
30	De'Rickey Wright	4	3	3	6	1-0	.	.	.
4	Randall Haynie	4	5	1	6	.	.	1-2
92	Derek Green	8	2	3	5
21	Kenny Hebert	7	2	2	4
94	Rutger Reitmaier	5	.	3	3
25	Mitchell Pryor	9	1	2	3
91	Drew Birchmeier	7	1	2	3
97	Lorenza Surgers	4	2	.	2	.	.	.	1
46	Michael Spencer	3	1	1	2	1
1A	Tyrell Alexander	9	2	.	2
0I	Rocko Griffin Jr.	8	.	2	2
0H	Ken Seals	9	1	1	2
19	Chris Pierce Jr.	9	1	.	1
9E	Harrison Smith	8	1	.	1
0	Frank Coppet	1	1	.	1
59	Scott Meyer	8	1	.	1
70	Bradley Ashmore	9	1	.	1
27	Ryan McCord	3	.	1	1
81	Will Sheppard	8	1	.	1
51	Luke Blanton	6	.	1	1
TM	TEAM	4	1
Total		9	331	304	635	33-143	14-103	2-32	27	20	7-26	7	.	1
Opponents		9	342	334	676	62-262	19-133	11-150	28	36	6-7	10	.	.

INDIVIDUAL ALL-PURPOSE STATS

All Purpose	g	rush	rcv	pr	kr	ir	total	avg/g
Keyon Henry-Br	6	494	258	0	0	0	752	125.3
Cam Johnson	9	0	545	46	41	0	632	70.2
Amir Abdur-Rah	9	0	406	0	0	0	406	45.1
Chris Pierce Jr.	9	0	371	0	0	0	371	41.2
Ben Bresnahan	9	0	300	0	0	0	300	33.3
Ja'Veon Marlow	4	186	-3	0	0	0	183	45.8
Jayden Harrison	9	12	20	0	141	0	173	19.2
Jamauri Wakefie	4	123	16	0	0	0	139	34.8
Mitchell Pryor	9	117	21	0	0	0	138	15.3
Donovan Kaufm	2	0	0	0	137	0	137	68.5
Rocko Griffin Jr.	8	92	3	0	0	0	95	11.9
Gabe Jeudy-Lall	7	0	0	0	0	30	30	4.3
Will Sheppard	8	0	30	0	0	0	30	3.8
Elijah Hamilton	9	3	0	0	17	0	20	2.2
Mike Wright	6	15	0	0	0	0	15	2.5
James Bostic III	6	0	12	0	0	0	12	2.0
Dashaun Jerkins	8	7	0	0	0	0	7	0.9
Tyrell Alexander	9	-6	11	0	0	0	5	0.6
Randall Haynie	4	0	0	0	0	2	2	0.5
Justin Ball	9	0	-3	0	0	0	-3	-0.3
Grant Miller	9	0	-8	0	0	0	-8	-0.9
Ken Seals	9	-52	0	0	0	0	-52	-5.8
Total	9	991	1979	46	336	32	3384	376.0
Opponents	9	1719	2668	201	265	150	5003	555.9

TEAM GAME-BY-GAME STATS

TEAM STATISTICS

Date	Opponent	Rushing				Receiving				Passing				Kick Returns				Punt Returns				tot off
		no.	yds	td	lg	no.	yds	td	lg	cmp-att-int	yds	td	lg	no.	yds	td	lg	no.	yds	td	lg	
Sep 26	at Texas A&M	38	105	0	21	20	150	1	27	20-29-2	150	1	27	2	36	0	18	0	0	0	0	255
Oct 3	LSU	43	153	0	22	11	113	1	40	11-25-2	113	1	40	3	101	0	58	0	0	0	0	266
Oct 10	SOUTH CAROLINA	33	76	0	17	18	173	1	33	18-27-1	173	1	33	5	104	0	27	2	16	0	10	249
Oct 31	OLE MISS	34	102	1	18	31	319	2	48	31-41-1	319	2	48	2	37	0	23	1	7	0	7	421
Nov 07	at Mississippi State	36	142	1	27	31	336	1	30	31-46-3	336	1	30	0	0	0	0	2	23	0	21	478
Nov 14	at Kentucky	45	180	2	20	22	227	3	34	22-35-0	227	3	34	2	39	0	22	0	0	0	0	407
Nov 21	FLORIDA	34	87	0	15	22	319	2	58	22-34-1	319	2	58	0	0	0	0	0	0	0	0	406
Nov 28	at Missouri	35	93	0	11	15	103	0	17	15-25-0	103	0	17	0	0	0	0	0	0	0	0	196
Dec 12	TENNESSEE	31	53	0	17	22	239	2	46	22-39-1	239	2	46	1	19	0	19	0	0	0	0	292
Opponents		329	991	4	27	192	1979	13	58	192-301-11	1979	13	58	15	336	0	58	5	46	0	21	2970
		302	1719	19	88	221	2668	24	74	221-301-2	2668	24	74	14	265	0	37	16	201	0	48	4387

Games: 9 • Avg/rush: 3.0 • Avg/catch: 10.3 • Pass effic: 125.96 • KR avg: 22.4 • PR avg: 9.2 • All purpose avg/game: 376.0 • Total offense avg/gm: 330.0

Date	Opponent	Tackles				Sacks no-yds	Fumble		Pass Defense			blkd kick	PAT Attempts			off		
		ua	a	total	tfl-yds		ff	fr-yds	int-yds	qbh	brup		kick	rush	rcv	saf	t/o	pts
Sep 26	at Texas A&M	27	22	49	3.0-10	2.0-8	3	3-8	0-0	2	3	0	1-1	0	0	1	7	12
Oct 3	LSU	36	34	70	1.0-2	0.0-0	0	0-0	1-2	3	3	0	1-1	0	0	0	7	7
Oct 10	SOUTH CAROLINA	35	36	71	8.0-17	2.0-7	1	1-0	0-0	7	1	0	1-1	0	0	0	0	7
Oct 31	OLE MISS	44	44	88	6.0-19	1.0-2	0	1-6	0-0	2	2	0	3-3	0	0	0	0	21
Nov 07	at Mississippi State	23	44	67	5.0-33	3.0-31	0	0-0	0-0	1	6	0	2-2	0	0	0	0	17
Nov 14	at Kentucky	30	30	60	0.0-0	0.0-0	1	0-0	0-0	0	3	0	5-5	0	0	0	0	35
Nov 21	FLORIDA	33	62	95	3.0-8	1.0-6	1	1-0	0-0	4	6	0	2-2	0	0	0	0	17
Nov 28	at Missouri	60	4	64	3.0-27	2.0-23	0	0-0	0-0	0	0	0	0-0	0	0	0	0	0
Dec 12	TENNESSEE	43	28	71	4.0-27	3.0-26	1	1-12	1-30	1	3	0	2-2	0	0	0	3	17
Opponents		331	304	635	33.0-143	14.0-103	7	7-26	2-32	20	27	0	17-17	0	0	1	17	133
		342	334	676	62.0-262	19.0-133	10	6-7	11-150	36	28	0	40-42	1	0	0	38	336

Date	Opponent	Punting							Field Goals			Kickoffs						
		no.	yds	avg	long	blkd	tb	fc	50+	i20	md-att	long	blkd	no.	yds	avg	tb	ob
Sep 26	at Texas A&M	6	246	41.0	52	0	1	3	2	1	1-2	33	0	3	195	65.0	2	0
Oct 3	LSU	7	326	46.6	53	0	0	3	3	3	0-1	0	0	2	130	65.0	2	0
Oct 10	SOUTH CAROLINA	6	241	40.2	56	0	0	0	3	1	0-1	0	0	2	102	51.0	0	0
Oct 31	OLE MISS	5	166	33.2	55	0	0	1	1	4	0-0	0	0	4	250	62.5	2	0
Nov 07	at Mississippi State	1	29	29.0	29	0	0	1	0	1	1-2	41	0	3	170	56.7	1	0
Nov 14	at Kentucky	4	167	41.8	51	0	0	2	1	1	0-0	0	0	5	310	62.0	2	0
Nov 21	FLORIDA	6	228	38.0	55	0	0	0	1	4	1-1	25	0	4	245	61.2	1	0
Nov 28	at Missouri	7	303	43.3	53	0	0	5	2	4	0-0	0	0	1	30	30.0	0	0
Dec 12	TENNESSEE	9	347	38.6	56	0	0	2	1	3	1-2	39	0	4	223	55.8	2	0
Opponents		51	2053	40.3	56	0	1	17	14	22	4-9	41	0	28	1655	59.1	12	0
		25	1141	45.6	63	0	1	10	8	13	10-13	53	0	63	3679	58.4	33	0

OPPONENT GAME-BY-GAME STATS

OPPONENT STATISTICS

Date	Opponent	Rushing				Receiving				Passing				Kick Returns				Punt Returns				tot off
		no.	yds	td	lg	no.	yds	td	lg	cmp-att-int	yds	td	lg	no.	yds	td	lg	no.	yds	td	lg	
Sep 26	at Texas A&M	27	183	1	57	17	189	1	26	17-28-0	189	1	26	1	7	0	7	2	2	0	2	372
Oct 3	LSU	32	161	1	17	23	337	4	51	23-37-1	337	4	51	0	0	0	0	4	102	0	48	498
Oct 10	SOUTH CAROLINA	39	289	5	88	16	196	0	32	16-24-0	196	0	32	1	31	0	31	3	30	0	16	485
Oct 31	OLE MISS	42	192	1	27	32	449	7	39	32-37-0	449	7	39	2	42	0	23	0	0	0	0	641
Nov 07	at Mississippi State	11	-22	2	4	35	226	1	17	35-46-0	226	1	17	1	32	0	32	0	0	0	0	204
Nov 14	at Kentucky	35	308	3	74	16	150	2	21	16-20-0	150	2	21	3	62	0	33	2	38	0	39	458
Nov 21	FLORIDA	40	173	1	16	27	413	4	46	27-36-0	413	4	46	3	74	0	37	1	7	0	7	586
Nov 28	at Missouri	38	223	4	35	34	380	1	27	34-41-0	380	1	27	1	0	0	0	1	8	0	8	603
Dec 12	TENNESSEE	38	212	1	22	21	328	4	74	21-32-1	328	4	74	2	17	0	21	3	14	0	5	540
Vanderbilt		302	1719	19	88	221	2668	24	74	221-301-2	2668	24	74	14	265	0	37	16	201	0	48	4387
Vanderbilt		329	991	4	27	192	1979	13	58	192-301-11	1979	13	58	15	336	0	58	5	46	0	21	2970

Games: 9 • Avg/rush: 5.7 • Avg/catch: 12.1 • Pass effic: 172.86 • KR avg: 18.9 • PR avg: 12.6 • All purpose avg/game: 555.9 • Total offense avg/gm: 487.4

Date	Opponent	Tackles				Sacks no-yds	Fumble		Pass Defense			blkd kick	PAT Attempts			off				
		ua	a	total	tfl-yds		ff	fr-yds	int-yds	qbh	brup		kick	rush	rcv	saf	t/o	pts		
Sep 26	at Texas A&M	32	50	82	10.0-37	2.0-18	0	0-0	2-35	3	4	0	2-2	0	0	0	0	0	0	17
Oct 3	LSU	39	30	69	8.0-39	3.0-16	0	0-0	2-21	8	2	0	5-5	0	0	0	0	7	41	
Oct 10	SOUTH CAROLINA	39	32	71	9.0-37	3.0-19	1	1-7	1-0	0	4	0	5-5	0	0	0	0	0	41	
Oct 31	OLE MISS	48	34	82	5.0-22	1.0-9	3	2-0	1-21	4	3	0	4-6	1	0	0	0	7	54	
Nov 07	at Mississippi State	34	66	100	6.0-14	1.0-1	3	2-0	3-55	2	3	0	3-3	0	0	0	0	14	24	
Nov 14	at Kentucky	35	50	85	4.0-7	1.0-4	0	0-0	0-0	3	2	0	5-5	0	0	0	0	0	38	
Nov 21	FLORIDA	29	48	77	5.0-30	2.0-17	0	0-0	1-0	7	3	0	5-5	0	0	0	0	0	38	
Nov 28	at Missouri	42	6	48	10.0-38	4.0-22	2	1-0	0-0	3	1	0	5-5	0	0	0	0	3	41	
Dec 12	TENNESSEE	44	18	62	5.0-38	2.0-27	1	0-0	1-18	6	6	0	6-6	0	0	0	0	7	42	
Vanderbilt		342	334	676	62.0-262	19.0-133	10	6-7	11-150	36	28	0	40-42	1	0	0	0	38	336	
Vanderbilt		331	304	635	33.0-143	14.0-103	7	7-26	2-32	20	27	0	17-17	0	0	0	1	17	133	

Date	Opponent	Punting							Field Goals			Kickoffs						
		no.	yds	avg	long	blkd	tb	fc	50+	i20	md-att	long	blkd	no.	yds	avg	tb	ob
Sep 26	at Texas A&M	2	90	45.0	53	0	0	0	1	0	1-1	24	0	5	331	66.2	3	0
Oct 3	LSU	3	121	40.3	54	0	0	2	1	3	2-2	53	0	8	512	64.0	5	0
Oct 10	SOUTH CAROLINA	2	97	48.5	52	0	0	0	1	0	2-3	42	0	8	501	62.6	3	0
Oct 31	OLE MISS	1	51	51.0	51	0	0	0	1	1	0-1	0	0	9	459	51.0	2	0
Nov 07	at Mississippi State	7	319	45.6	63	0	0	4	1	4	1-1	25	0	5	330	66.0	5	0
Nov 14	at Kentucky	3	139	46.3	51	0	1	1	1	1	1-1	28	0	6	316	52.7	2	0
Nov 21	FLORIDA	2	89	44.5	49	0	0	1	0	1	1-1	33	0	7	330	47.1	2	0
Nov 28	at Missouri	0	0	0.0	0	0	0	0	0	0	2-3	44	0	8	520	65.0	8	0
Dec 12	TENNESSEE	5	235	47.0	58	0	0	2	2	3	0-0	0	0	7	380	54.3	3	0
Vanderbilt		25	1141	45.6	63	0	1	10	8	13	10-13	53	0	63	3679	58.4	33	0
Vanderbilt		51	2053	40.3	56	0	1	17	14	22	4-9	41	0	28	1655	59.1	12	0

2020 VANDERBILT SCORING DRIVES

Texas A&M

Quarter	Time	Scoring Play	Plays-Yards	TOP
1	8:58	Pierson Cooke 33 yd field goal	13-60	6:02
2	7:23	Team safety	—	—
3	2:45	Amir Abdur-Rahman 7 yd pass from Seals (Cooke kick)	9-43	4:22

LSU

2	5:07	Ben Bresnahan 8 yd pass from Seals (Cooke kick)	8-58	3:59
---	------	---	------	------

South Carolina

3	3:59	Cam Johnson 22 yd pass from Seals (Cooke kick)	9-756	3:59
---	------	--	-------	------

Ole Miss

2	12:08	Ben Bresnahan 43 yd pass from Seals (Farley kick)	8-92	3:35
2	0:23	Chris Pierce Jr. 16 yd pass from Seals (Farley kick)	8-75	1:35
4	12:08	Keyon Henry-Brooks 1 yd run (Farley kick)	16-75	5:22

Mississippi State

3	4:27	Chris Pierce Jr. 2 yd pass from Seals (Farley kick)	8-71	3:44
4	12:27	Keyon Henry-Brooks 27 yd run (Farley kick)	12-85	5:12
4	0:38	Pierson Cooke 41 yd field goal	8-52	2:05

Kentucky

2	14:30	Chris Pierce Jr. 34 yd pass from Seals (Farley kick)	8-74	4:11
2	3:40	Ben Bresnahan 2 yd pass from Wright (Cooke kick)	17-78	6:44
3	2:53	Mike Wright 2 yd run (Cooke kick)	15-75	7:41
4	3:13	Mitchell Pryor 2 yd run (Cooke kick)	7-80	2:28
4	0:30	Cam Johnson 7 yd pass from Seals (Cooke kick)	11-78	0:59

Florida

1	10:50	Chris Pierce Jr. 16 yd pass from Seals (Cooke kick)	11-75	4:10
1	2:45	Pierson Cooke 25 yd field goal	12-68	5:02
4	2:01	Chris Pierce Jr. 58 yd pass from Seals (Cooke kick)	3-75	0:54

Tennessee

1	1:50	Cam Johnson 18 yd pass from Seals (Fuller kick)	12-75	4:04
2	12:03	Pierson Cooke 39 yd field goal	5-53	2:08
4	7:22	Ben Bresnahan 16 yd pass from Seals (Fuller kick)	5-59	1:21

2020 OPPONENT SCORING DRIVES

Texas A&M

Quarter	Time	Scoring Play	Plays-Yards	TOP
1	3:33	Ainas Smith 25 yd run (Small kick)	7-75	3:25
3	13:20	Caleb Chapman 17 yd pass from Mond (Small kick)	3-75	1:40
4	14:00	Seth Small 24 yd field goal	9-68	3:45

LSU

1	6:09	Jontre Kirklın 28 yd pass from Brennan (York kick)	6-85	1:44
2	12:28	Terrace Marshall Jr. 16 yd pass from Brennan (York kick)	4-38	1:35
2	4:12	Terrace Marshall Jr. 51 yd pass from Brennan (York kick)	3-75	0:55
3	10:25	Cade York 53 yd field goal	7-25	1:53
3	7:10	Cade York 31 yd field goal	4-7	1:03
3	0:46	Jontre Kirklın 29 yd pass from Brennan (York kick)	9-85	3:29
4	8:11	John Emery Jr. 12 yd run (York kick)	7-79	3:05

South Carolina

1	5:19	Parker White 42 yd field goal	13-42	6:58
2	2:09	Collin Hill 1 yd run (White kick)	12-96	6:08
3	13:00	Kevin Harris 25 yd run (White kick)	2-34	0:29
3	4:22	Collin Hill 10 yd run (White kick)	9-75	4:39
3	0:21	Parker White 40 yd field goal	7-26	2:52
4	13:07	Kevin Harris 88 yd run	1-88	0:12
4	10:21	Dakereon Joyner 47 yd run (White kick)	1-47	0:13

Ole Miss

1	11:41	Snoop Conner 1 yd run (Logan kick)	10-71	3:19
1	2:49	Kenny Yeboah 9 yd pass from Corral (Logan kick)	11-93	4:13
1	0:49	Elijah Moore 36 yd pass from Corral (Logan kick)	1-36	0:09
2	8:26	Elijah Moore 1 yd pass from Corral (Logan kick failed)	8-77	3:34
2	1:58	Elijah Moore 28 yd pass from Corral (Corral pass failed)	11-88	3:55
3	8:49	Dontario Drummond 14 yd pass from Corral (Corral rush)	8-91	2:42
3	7:06	Kenny Yeboah 9 yd pass from Corral (Logan kick)	4-21	1:34
3	0:37	Braylon Sanders 37 yd pass from Plumlee (Logan kick failed)	9-88	3:24

Mississippi State

1	11:47	Osirus Mitchell 6 yd pass from Rogers (Ruiz Kick)	5-27	1:51
1	2:33	Dillon Johnson 4 yd run (Ruiz kick)	11-68	5:05
2	9:24	Brandon Ruiz 25 yd field goal	11-48	5:30
4	2:43	Jo'quavious Marks 1 yd run (Ruiz kick)	4-13	1:35

Kentucky

1	10:15	Justin Rigg 15 yd pass from Wilson (Poore kick)	9-75	4:45
1	3:48	Terry Wilson 32 yd run (Poore kick)	6-68	2:48
2	10:28	Keaton Upshaw 21 yd pass from Wilson (Poore kick)	7-79	3:54
2	0:00	Chance Poore 28 yd field goal	10-45	3:34
3	10:34	Chris Rodriguez 3 yd run (Poore kick)	6-26	2:57
4	9:14	Chris Rodriguez 74 yd run (Poore kick)	3-91	1:37

Florida

1	7:47	Kadarius Toney 27 yd pass from Trask (McPherson kick)	8-76	2:56
2	4:13	Evan McPherson 33 yd field goal	9-31	3:43
2	0:49	Trevon Grimes 34 yd pass from Trask (McPherson kick)	7-85	1:45
3	9:47	Dameon Pierce 1 yd run (McPherson kick)	12-75	5:13
3	2:55	Kemore Gamble 2 yd pass from Trask (McPherson kick)	10-91	4:34
4	6:46	Kemore Gamble 30 yd pass from Jones (McPherson kick)	6-99	3:15

Missouri

1	11:14	Larry Rountree 7 yd run (Mevis kick)	6-44	2:09
2	7:51	Larry Rountree 7 yd run (Mevis kick)	9-82	3:52
2	1:18	Tyler Badie 1 yd run (Mevis kick)	8-80	2:01
3	10:35	Harrison Mevis 21 yd field goal	10-62	4:24
3	3:31	Harrison Mevis 44 yd field goal	7-39	3:17
4	14:29	Larry Rountree 25 yd run (Mevis kick)	6-69	2:48
4	6:46	Damon Hazelton 25 yd pass from Cook (Mevis kick)	5-67	2:23

Tennessee

1	5:54	Princeton Fant 6 yd pass from Bailey (Wilson kick)	9-42	4:48
2	8:37	Bryce Thompson 18 yd interception return (Wilson kick)	—	—
2	5:52	Velus Jones Jr. 23 yd pass from Shrout (Wilson kick)	3-41	0:40
2	0:44	Jalin Hyatt 26 yd pass from Shrout (Wilson kick)	4-66	1:03
3	12:50	Ty Chandler 20 yd run (Wilson kick)	5-72	2:03
4	7:03	Velus Jones Jr. 74 yd pass from Bailey (Wilson kick)	1-74	0:17

INDIVIDUAL GAME HIGHS

INDIVIDUAL GAME HIGHS

Rushes	29	Keyon Henry-Brooks at Kentucky (Nov 14, 2020)
Yards Rushing	121	Keyon Henry-Brooks at Kentucky (Nov 14, 2020)
TD Rushes	1	Keyon Henry-Brooks vs Ole Miss (Oct 31, 2020)
	1	Keyon Henry-Brooks at Mississippi State (Nov 07, 2020)
	1	Mitchell Pryor at Kentucky (Nov 14, 2020)
	1	Mike Wright at Kentucky (Nov 14, 2020)
Long Rush	27	Keyon Henry-Brooks at Mississippi State (Nov 07, 2020)
Pass attempts	46	Ken Seals at Mississippi State (Nov 07, 2020)
Pass completions	31	Ken Seals vs Ole Miss (Oct 31, 2020)
	31	Ken Seals at Mississippi State (Nov 07, 2020)
Yards Passing	336	Ken Seals at Mississippi State (Nov 07, 2020)
TD Passes	2	Ken Seals vs Ole Miss (Oct 31, 2020)
	2	Ken Seals at Kentucky (Nov 14, 2020)
	2	Ken Seals vs Florida (Nov 21, 2020)
	2	Ken Seals vs Tennessee (Dec 12, 2020)
Long Pass	58	Ken Seals vs Florida (Nov 21, 2020)
Receptions	14	Cam Johnson vs Ole Miss (Oct 31, 2020)
Yards Receiving	114	Cam Johnson at Mississippi State (Nov 07, 2020)
TD Receptions	2	Chris Pierce Jr. vs Florida (Nov 21, 2020)
Long Reception	58	Chris Pierce Jr. vs Florida (Nov 21, 2020)
Field Goals	1	Pierson Cooke at Texas A&M (Sep 26, 2020)
	1	Pierson Cooke at Mississippi State (Nov 07, 2020)
	1	Pierson Cooke vs Florida (Nov 21, 2020)
	1	Pierson Cooke vs Tennessee (Dec 12, 2020)
Long Field Goal	41	Pierson Cooke at Mississippi State (Nov 07, 2020)
Punts	9	Harrison Smith vs Tennessee (Dec 12, 2020)
Punting Avg	46.6	Harrison Smith vs LSU (Oct 3, 2020)
Long Punt	56	Harrison Smith vs South Carolina (Oct 10, 2020)
	56	Harrison Smith vs Tennessee (Dec 12, 2020)
Punts inside 20	4	Jared Wheatley vs Ole Miss (Oct 31, 2020)
	4	Harrison Smith vs Florida (Nov 21, 2020)
	4	Harrison Smith at Missouri (Nov 28, 2020)
	4	Cam Johnson at Mississippi State (Nov 07, 2020)
Long Punt Return	21	Donovan Kaufman vs LSU (Oct 3, 2020)
Long Kickoff Return	58	Donovan Kaufman vs LSU (Oct 3, 2020)
Tackles	13	Anfernee Orji vs Tennessee (Dec 12, 2020)
Sacks	2.0	Dayo Odeyingbo at Missouri (Nov 28, 2020)
Tackles For Loss	3.0	Dayo Odeyingbo at Missouri (Nov 28, 2020)
Interceptions	1	Randall Haynie vs LSU (Oct 3, 2020)
	1	Gabe Jeudy-Lally vs Tennessee (Dec 12, 2020)

OPPONENT INDIVIDUAL GAME HIGHS

Rushes	21	Kevin Harris, vs South Carolina (Oct 10, 2020)
	21	Larry Rountree, at Missouri (Nov 28, 2020)
Yards Rushing	171	Kevin Harris, vs South Carolina (Oct 10, 2020)
TD Rushes	3	Larry Rountree, at Missouri (Nov 28, 2020)
Long Rush	88	Kevin Harris, vs South Carolina (Oct 10, 2020)
Pass attempts	46	Will Rogers, at Mississippi State (Nov 07, 2020)
Pass completions	35	Will Rogers, at Mississippi State (Nov 07, 2020)
Yards Passing	412	Matt Corral, vs Ole Miss (Oct 31, 2020)
TD Passes	6	Matt Corral, vs Ole Miss (Oct 31, 2020)
Long Pass	74	Bailey H., vs Tennessee (Dec 12, 2020)
Receptions	14	Elijah Moore, vs Ole Miss (Oct 31, 2020)
Yards Receiving	238	Elijah Moore, vs Ole Miss (Oct 31, 2020)
TD Receptions	3	Elijah Moore, vs Ole Miss (Oct 31, 2020)
Long Reception	74	Jones Jr., V., vs Tennessee (Dec 12, 2020)
Field Goals	2	Cade York, vs LSU (Oct 3, 2020)
	2	Parker White, vs South Carolina (Oct 10, 2020)
	2	Harrison Mevis, at Missouri (Nov 28, 2020)
Long Field Goal	53	Cade York, vs LSU (Oct 3, 2020)
Punts	7	Reed Bowman, at Mississippi State (Nov 07, 2020)
Punting Avg	51.0	Mac Brown, vs Ole Miss (Oct 31, 2020)
Long Punt	63	Reed Bowman, at Mississippi State (Nov 07, 2020)
Punts inside 20	4	Reed Bowman, at Mississippi State (Nov 07, 2020)
Long Punt Return	48	Derek Stingley, vs LSU (Oct 3, 2020)
Long Kickoff Return	37	Toney K., vs Florida (Nov 21, 2020)
Tackles	15	Jarmin Davis, at Kentucky (Nov 14, 2020)
Sacks	1.5	Micheal Clemons, at Texas A&M (Sep 26, 2020)
Tackles For Loss	3.0	Ernest Jones, vs South Carolina (Oct 10, 2020)
Interceptions	1	Leon O'Neal, at Texas A&M (Sep 26, 2020)
	1	D Richardson, at Texas A&M (Sep 26, 2020)
	1	Todd Harris, vs LSU (Oct 3, 2020)
	1	Eli Ricks, vs LSU (Oct 3, 2020)
	1	Cam Smith, vs South Carolina (Oct 10, 2020)
	1	A.J. Finley, vs Ole Miss (Oct 31, 2020)
	1	Collin Duncan, at Mississippi State (Nov 07, 2020)
	1	Erroll Thompson, at Mississippi State (Nov 07, 2020)
	1	M. Spencer, at Mississippi State (Nov 07, 2020)
	1	Elam K., vs Florida (Nov 21, 2020)
	1	Thompson B., vs Tennessee (Dec 12, 2020)

TEAM GAME HIGHS

TEAM GAME HIGHS

Rushes	45	at Kentucky (Nov 14, 2020)
Yards Rushing	180	at Kentucky (Nov 14, 2020)
Yards Per Rush	4.0	at Kentucky (Nov 14, 2020)
TD Rushes	2	at Kentucky (Nov 14, 2020)
Pass attempts	46	at Mississippi State (Nov 07, 2020)
Pass completions	31	vs Ole Miss (Oct 31, 2020)
	31	at Mississippi State (Nov 07, 2020)
Yards Passing	336	at Mississippi State (Nov 07, 2020)
Yards Per Pass	9.4	vs Florida (Nov 21, 2020)
TD Passes	3	at Kentucky (Nov 14, 2020)
Total Plays	82	at Mississippi State (Nov 07, 2020)
Total Offense	478	at Mississippi State (Nov 07, 2020)
Yards Per Play	6.0	vs Florida (Nov 21, 2020)
Points	35	at Kentucky (Nov 14, 2020)
Sacks By	3	at Mississippi State (Nov 07, 2020)
	3	vs Tennessee (Dec 12, 2020)
First Downs	30	at Mississippi State (Nov 07, 2020)
Penalties	7	vs Tennessee (Dec 12, 2020)
Penalty Yards	60	vs Tennessee (Dec 12, 2020)
Turnovers	5	at Mississippi State (Nov 07, 2020)
Interceptions By	1	vs LSU (Oct 3, 2020)
	1	vs Tennessee (Dec 12, 2020)
Punts	9	vs Tennessee (Dec 12, 2020)
Punting Avg	46.6	vs LSU (Oct 3, 2020)
Long Punt	56	vs South Carolina (Oct 10, 2020)
	56	vs Tennessee (Dec 12, 2020)
Punts inside 20	4	vs Ole Miss (Oct 31, 2020)
	4	vs Florida (Nov 21, 2020)
	4	at Missouri (Nov 28, 2020)
Long Punt Return	21	at Mississippi State (Nov 07, 2020)

OPPONENT TEAM GAME HIGHS

Rushes	42	vs Ole Miss (Oct 31, 2020)
Yards Rushing	308	at Kentucky (Nov 14, 2020)
Yards Per Rush	8.8	at Kentucky (Nov 14, 2020)
TD Rushes	5	vs South Carolina (Oct 10, 2020)
Pass attempts	46	at Mississippi State (Nov 07, 2020)
Pass completions	35	at Mississippi State (Nov 07, 2020)
Yards Passing	449	vs Ole Miss (Oct 31, 2020)
Yards Per Pass	12.1	vs Ole Miss (Oct 31, 2020)
TD Passes	7	vs Ole Miss (Oct 31, 2020)
Total Plays	79	vs Ole Miss (Oct 31, 2020)
	79	at Missouri (Nov 28, 2020)
Total Offense	641	vs Ole Miss (Oct 31, 2020)
Yards Per Play	8.3	at Kentucky (Nov 14, 2020)
Points	54	vs Ole Miss (Oct 31, 2020)
Sacks By	4	at Missouri (Nov 28, 2020)
First Downs	35	vs Ole Miss (Oct 31, 2020)
Penalties	10	at Kentucky (Nov 14, 2020)
	10	vs Tennessee (Dec 12, 2020)
Penalty Yards	94	vs Tennessee (Dec 12, 2020)
Turnovers	3	at Texas A&M (Sep 26, 2020)
Interceptions By	3	at Mississippi State (Nov 07, 2020)
Punts	7	at Mississippi State (Nov 07, 2020)
Punting Avg	51.0	vs Ole Miss (Oct 31, 2020)
Long Punt	63	at Mississippi State (Nov 07, 2020)
Punts inside 20	4	at Mississippi State (Nov 07, 2020)
Long Punt Return	48	vs LSU (Oct 3, 2020)

THE LAST TIME

Vanderbilt

Score three or more touchdowns..... Ke'Shawn Vaughn vs. Baylor (3 • 12.27.18)
 Score four or more touchdowns..... Earl Bennett vs. Kentucky (5 • 11.12.05)

Three passing touchdowns..... Kyle Shurmur vs. Tennessee (3 • 11.24.18)
 Four or more passing touchdowns..... Kyle Shurmur at Tennessee (4 • 11.25.17)
 Five or more passing touchdowns..... Johnny McCrary vs. Old Dominion (5 • 11.1.14)
 200 or more passing yards Ken Seals at Kentucky (225 • 11.14.20)
 300 or more passing yards Ken Seals at Mississippi State (336 • 11.7.20)
 400 or more passing yards Kyle Shurmur vs. Tennessee (416 • 11.26.16)
 70-yard completion..... Riley Neal-Chris Pierce Jr. at Purdue (75 • 9.7.19)

100 or more rushing yards Keyon Henry-Brooks at Kentucky (121 • 11.14.20)
 200 or more rushing yards Ke'Shawn Vaughn vs. Baylor (243 • 12.27.18)
 300 or more rushing yards Frank Mordica vs. Air Force (321 • 11.18.78)
 70-yard rush..... Ke'Shawn Vaughn vs. Tennessee State (78 • 9.29.18)
 Three or more rushing touchdowns..... Ke'Shawn Vaughn at Arkansas (3 • 10.27.18)

100 or more receiving yards..... Cam Johnson at Mississippi State (114 • 11.7.20)
 200 or more receiving yards..... Trent Sherfield vs. Austin Peay (240 • 9.1.15)
 Two touchdown receptions Jared Pinkney vs. East Tennessee State (2 • 11.23.19)
 Three or more touchdown receptions Earl Bennett vs. Richmond (3 • 9.1.07)

Kickoff return for touchdown Darrius Sims vs. South Carolina (100 • 9.12.14)
 Punt return for touchdown Jonathan Krause at Wake Forest (83 • 11.24.12)
 Interception return for touchdown Randall Haynie vs. LSU (47 • 9.21.19)
 Fumble return for touchdown Allan George vs. Kentucky (67 • 11.16.19)
 Three or more field goals made..... Tommy Openshaw at Auburn (3 • 11.5.16)
 50-yard field goal..... Ryley Guay vs. Florida (53 • 10.13.18)
 60-yard punt Harrison Smith at South Carolina (60 • 11.2.19)
 70-yard punt Tommy Openshaw vs. Missouri (78 • 10.24.15)

10 or more tackles Anfernee Orji (13 • 12.12.20)
 Three or more tackles for loss Dayo Odeyingbo at Missouri (3.0 • 11.28.20)
 Forced multiple fumbles..... LaDarius Wiley at Missouri (2 • 11.10.18)
 Two or more sacks Dayo Odeyingbo at Missouri (2.0 • 11.28.20)
 Three or more sacks..... Charles Wright at Middle Tennessee (3.0 • 9.2.17)
 Two or more interceptions..... Tae Daley at Florida (2 • 11.9.19)

Blocked punt Max Worship vs. Ole Miss (11.17.18)
 Blocked punt returned for touchdown Stephen Weatherly vs. UMass (11 • 9.13.14)
 Blocked field goal..... Cameron Tidd vs. East Tennessee State (11.23.19)
 Blocked PAT Nifae Lealao at Middle Tennessee (9.2.17)
 Safety Team at Texas A&M (9.26.20)

30 or more first downs at Mississippi State (30 • 11.7.20)
 500 or more yards of total offense..... vs. Tennessee State (553 • 9.29.18)
 300 or more passing yards at Mississippi State (336 • 11.7.20)
 400 or more passing yards..... at Purdue (420 • 9.7.19)
 200 or more rushing yards vs. East Tennessee State (220 • 11.23.19)
 300 or more rushing yards vs. Tennessee State (358 • 10.22.16)
 400 or more rushing yards vs. Presbyterian (410 • 9.15.12)
 40 points or more at Arkansas (45 • 10.27.18)

Held opponent under 100 total yards vs. Chattanooga (93 • 9.6.03)
 Held opponent under 200 total yards vs. East Tennessee State (105 • 11.23.19)
 Held opponent under 250 total yards at Mississippi State (204 • 11.7.20)
 Held opponent under 100 rushing yards at Mississippi State (-22 • 11.7.20)
 Held opponent under 100 passing yards vs. East Tennessee State (68 • 11.23.19)
 Shut out opponent..... vs. East Tennessee State (11.23.19)

Opponent

Score three or more touchdowns..... Larry Rountree • Missouri (3 • 11.28.20)
 Score four or more touchdowns..... Ja'Marr Chase • LSU (4 • 9.21.19)

Three passing touchdowns Matt Corral • Ole Miss (6 • 10.31.20)
 Four or more passing touchdowns..... Matt Corral • Ole Miss (6 • 10.31.20)
 200 or more passing yards Harrison Bailey • Tennessee (207 • 12.12.20)
 300 or more passing yards Connor Bazelak • Missouri (318 • 11.28.20)
 400 or more passing yards Matt Corral • Ole Miss (412 • 10.31.20)
 70-yard completion..... Bailey-Jones Jr. • Tennessee (74 • 12.12.20)

100 or more rushing yards Larry Rountree • Missouri (160 • 11.28.20)
 200 or more rushing yards Eric Gray • Tennessee (246 • 11.30.19)
 Three or more rushing touchdowns..... Larry Rountree • Missouri (3 • 11.28.20)
 70-yard rush..... Chris Rodriguez • Kentucky (74 • 11.14.20)

100 or more receiving yards..... Velus Jones Jr. • Tennessee (125 • 12.12.20)
 200 or more receiving yards..... Elijah Moore • Ole Miss (238 • 9.21.19)
 Three or more touchdown receptions Elijah Moore • Ole Miss (3 • 9.21.19)

Kickoff return for touchdown Nyheim Hines • NC State (100 • 12.26.16)
 Punt return for touchdown Rashaud Floyd • Missouri (74 • 11.18.17)
 Interception return for touchdown Bryce Thompson • Tennessee (18 • 12.12.20)
 Fumble return for touchdown Jonathan Greenard • Florida (80 • 11.9.19)
 Three or more field goals made..... Rodrigo Blankenship • Georgia (3 • 8.31.19)
 50-yard field goal..... Rodrigo Blankenship • Georgia (50 • 8.31.19)
 70-yard punt Ryan Janvion • Wake Forest (71 • 11.30.13)

10 or more tackles Henry To'o To'o • Tennessee (10 • 12.12.20)
 Three or more tackles for loss Ernest Jones • South Carolina (3.0 • 10.10.20)
 Two or more sacks Aaron Sterling • South Carolina (2.0 • 11.2.19)
 Two or more interceptions..... Donovan Stiner • Florida (2 • 11.9.19)

Blocked punt Micah Baskerville • LSU (9.21.19)
 Blocked punt returned for touchdown Micah Baskerville • LSU (9.21.19)
 Blocked field goal..... Sharrif Floyd • Florida (11.5.11)
 Blocked PAT D.J. Wonnum • South Carolina (10.28.17)
 Safety Marquis Haynes • Ole Miss (10.14.17)

30 or more first downs Missouri (31 • 11.28.20)
 500 or more yards of total offense..... Tennessee (540 • 12.12.20)
 300 or more passing yards Tennessee (328 • 12.12.20)
 400 or more passing yards Ole Miss (449 • 10.31.20)
 200 or more rushing yards Tennessee (212 • 12.12.20)
 300 or more rushing yards Kentucky (308 • 11.14.20)
 400 or more rushing yards Kentucky (401 • 11.16.19)
 40 points or more Tennessee (42 • 12.12.20)

Held Vanderbilt under 200 total yards Missouri (196 • 11.28.20)
 Held Vanderbilt under 100 rushing yards..... Tennessee (53 • 12.12.20)
 Held Vanderbilt under 100 passing yards Florida (77 • 11.9.19)
 Shut out Vanderbilt..... Missouri (11.28.20)

SEASON-BY-SEASON RECORDS • HEAD COACH RECORDS

Season	W	L	T	Head Coach
1890	1	0	—	Elliott H. Jones
1891	3	1	—	Elliott H. Jones
1892	4	4	—	Elliott H. Jones
1893	6	1	—	W.J. Keller
1894	7	1	—	Henry Thornton
1895	5	3	1	C.L. Upton
1896	3	2	2	R.G. Acton
1897	6	0	1	R.G. Acton
1898	1	5	—	R.G. Acton
1899	7	2	—	J.L. Crane
1900	4	4	1	J.L. Crane
1901	6	1	1	W.H. Watkins
1902	8	1	—	W.H. Watkins
1903	6	1	1	J.H. Henry
1904	9	0	—	Dan McGugin
1905	7	1	—	Dan McGugin
1906	8	1	—	Dan McGugin
1907	5	1	1	Dan McGugin
1908	7	2	1	Dan McGugin
1909	7	3	—	Dan McGugin
1910	8	0	1	Dan McGugin
1911	8	1	—	Dan McGugin
1912	8	1	1	Dan McGugin
1913	5	3	—	Dan McGugin
1914	2	6	—	Dan McGugin
1915	9	1	—	Dan McGugin
1916	7	1	1	Dan McGugin
1917	5	3	—	Dan McGugin
1918	4	2	—	Ray Morrison
1919	5	1	2	Dan McGugin
1920	5	3	1	Dan McGugin
1921	7	0	1	Dan McGugin
1922	8	0	1	Dan McGugin
1923	5	2	1	Dan McGugin
1924	6	3	1	Dan McGugin
1925	6	3	—	Dan McGugin
1926	8	1	—	Dan McGugin
1927	8	1	2	Dan McGugin
1928	8	2	—	Dan McGugin
1929	7	2	—	Dan McGugin
1930	8	2	—	Dan McGugin
1931	5	4	—	Dan McGugin
1932	6	1	2	Dan McGugin
1933	4	3	3	Dan McGugin
1934	6	3	—	Dan McGugin
1935	7	3	—	Ray Morrison
1936	3	5	1	Ray Morrison
1937	7	2	—	Ray Morrison
1938	6	3	—	Ray Morrison
1939	2	7	1	Ray Morrison
1940	3	6	1	Red Sanders
1941	8	2	—	Red Sanders
1942	6	4	—	Red Sanders
1943	5	0	—	E.H. Alley
1944	3	0	1	Doby Bartling
1945	3	6	—	Doby Bartling
1946	5	4	—	Red Sanders
1947	6	4	—	Red Sanders
1948	8	2	1	Red Sanders
1949	5	5	—	Bill Edwards
1950	7	4	—	Bill Edwards
1951	6	5	—	Bill Edwards
1952	3	5	2	Bill Edwards
1953	3	7	—	Art Guepe
1954	2	7	—	Art Guepe
1955	8	3	—	Art Guepe
1956	5	5	—	Art Guepe
1957	5	3	2	Art Guepe
1958	5	2	3	Art Guepe
1959	5	3	2	Art Guepe

Season	W	L	T	Head Coach
1960	3	7	—	Art Guepe
1961	2	8	—	Art Guepe
1962	1	9	—	Art Guepe
1963	1	7	2	Jack Green
1964	3	6	1	Jack Green
1965	2	7	1	Jack Green
1966	1	9	—	Jack Green
1967	2	7	1	Bill Pace
1968	5	4	1	Bill Pace
1969	4	6	—	Bill Pace
1970	4	7	—	Bill Pace
1971	4	6	1	Bill Pace
1972	3	8	—	Bill Pace
1973	5	6	—	Steve Sloan
1974	7	3	2	Steve Sloan
1975	7	4	—	Fred Pancoast
1976	2	9	—	Fred Pancoast
1977	2	9	—	Fred Pancoast
1978	2	9	—	Fred Pancoast
1979	1	10	—	George MacIntyre
1980	2	9	—	George MacIntyre
1981	4	7	—	George MacIntyre
1982	8	4	—	George MacIntyre
1983	2	9	—	George MacIntyre
1984	5	6	—	George MacIntyre
1985	3	7	1	George MacIntyre
1986	1	10	—	Watson Brown
1987	4	7	—	Watson Brown
1988	3	8	—	Watson Brown
1989	1	10	—	Watson Brown
1990	1	10	—	Watson Brown
1991	5	6	—	Gerry DiNardo
1992	4	7	—	Gerry DiNardo
1993	5	6	—	Gerry DiNardo
1994	5	6	—	Gerry DiNardo
1995	2	9	—	Rod Dowhower
1996	2	9	—	Rod Dowhower
1997	3	8	—	Woody Widenhofer
1998	2	9	—	Woody Widenhofer
1999	5	6	—	Woody Widenhofer
2000	3	8	—	Woody Widenhofer
2001	2	9	—	Woody Widenhofer
2002	2	10	—	Bobby Johnson
2003	2	10	—	Bobby Johnson
2004	2	9	—	Bobby Johnson
2005	5	6	—	Bobby Johnson
2006	4	8	—	Bobby Johnson
2007	5	7	—	Bobby Johnson
2008	7	6	—	Bobby Johnson
2009	2	10	—	Bobby Johnson
2010	2	10	—	Robbie Caldwell
2011	6	7	—	James Franklin
2012	9	4	—	James Franklin
2013	9	4	—	James Franklin
2014	3	9	—	Derek Mason
2015	4	8	—	Derek Mason
2016	6	7	—	Derek Mason
2017	5	7	—	Derek Mason
2018	6	7	—	Derek Mason
2019	3	9	—	Derek Mason
2020	0	9	—	Derek Mason\ Todd Fitch ***
130 seasons	609	638	50	

Head Coach	Seasons	W	L	T
Elliott H. Jones	1890-92	8	5	—
W.J. Keller	1893	6	1	—
Henry Thornton	1894	7	1	—
C.L. Upton	1895	5	3	1
R.G. Acton	1896-98	10	7	3
J.L. Crane	1899-1900	11	6	1
W.H. Watkins	1901-02	14	2	1
J.H. Henry	1903	6	1	—
Dan McGugin •	1904-34	197	55	19
Ray Morrison	1918, 1935-39	29	22	2
Red Sanders ••	1940-48	36	22	2
E.H. Alley	1943	5	0	—
Doby Bartling	1944-45	6	6	1
Bill Edwards	1949-52	21	19	2
Art Guepe	1953-62	39	54	7
Jack Green	1963-66	7	29	4
Bill Pace	1967-72	22	38	3
Steve Sloan	1973-74	12	9	2
Fred Pancoast	1975-78	13	31	—
George MacIntyre	1979-85	25	52	1
Watson Brown	1986-90	10	45	—
Gerry DiNardo	1991-94	19	25	—
Rod Dowhower	1995-96	4	18	—
Woody Widenhofer	1997-2001	15	40	—
Bobby Johnson	2002-09	29	66	—
Robbie Caldwell	2010	2	10	—
James Franklin	2011-13	24	15	—
Derek Mason	2014-20	27	55	—
Todd Fitch ***	2020	0	1	—
	130 seasons	609	638	50

• McGugin missed the 1918 season on military duty during World War I.

•• Sanders missed the 1943-45 seasons on military duty during World War II.

*** Fitch served as interim head coach for 2020 finale.

Unbeaten (8)

1944	3-0-1	Doby Bartling
1943	5-0-0	E.H. Alley
1922	8-0-1	Dan McGugin
1921	7-0-1	Dan McGugin
1910	8-0-1	Dan McGugin
1904	9-0-0	Dan McGugin
1897	6-0-1	R.G. Acton
1890	1-0-0	Elliott H. Jones

Nine-Win Seasons (4)


2013	9-4	James Franklin
2012	9-4	James Franklin
1915	9-1	Dan McGugin
1904	9-0	Dan McGugin


Eight-Win Seasons (13)


1982	8-4	George MacIntyre
1955	8-3	Art Guepe
1948	8-2-1	Red Sanders
1941	8-2	Red Sanders
1930	8-2	Dan McGugin
1928	8-2	Dan McGugin
1927	8-1-2	Dan McGugin
1926	8-1	Dan McGugin
1922	8-0-1	Dan McGugin
1912	8-1-1	Dan McGugin
1911	8-1	Dan McGugin
1910	8-0-1	Dan McGugin
1902	8-1	W.H. Watkins

STUDENT-ATHLETE PROFILES


QB		<p>8 • KEN SEALS • 6-3 • 218 • So. • Azle, Texas • Weatherford</p> <ul style="list-style-type: none"> • Majoring in computer science • Third true freshman quarterback to start a season opener in the SEC since 1972 • Three games with 300+ passing yards, including a career-high 336 at Mississippi State • Owns the school record for passing yards in a single season by a freshman • Fourth true freshman since 2012 to make first two starts against top-20 foes • Nation's 17th-best pro-style quarterback by Rivals.com 	<table border="1"> <thead> <tr> <th>PASSING</th> <th>G</th> <th>Att</th> <th>Cmp</th> <th>Int</th> <th>Yds</th> <th>TD</th> <th>Lg</th> <th>Pct</th> <th>Avg/P</th> <th>Avg/G</th> </tr> </thead> <tbody> <tr> <td>2020</td> <td>9</td> <td>288</td> <td>186</td> <td>10</td> <td>1928</td> <td>12</td> <td>58</td> <td>64.6</td> <td>6.7</td> <td>214.2</td> </tr> <tr> <td>TOTAL</td> <td>9</td> <td>288</td> <td>186</td> <td>10</td> <td>1928</td> <td>12</td> <td>58</td> <td>64.6</td> <td>6.7</td> <td>214.2</td> </tr> </tbody> </table>	PASSING	G	Att	Cmp	Int	Yds	TD	Lg	Pct	Avg/P	Avg/G	2020	9	288	186	10	1928	12	58	64.6	6.7	214.2	TOTAL	9	288	186	10	1928	12	58	64.6	6.7	214.2
		PASSING	G	Att	Cmp	Int	Yds	TD	Lg	Pct	Avg/P	Avg/G																								
2020	9	288	186	10	1928	12	58	64.6	6.7	214.2																										
TOTAL	9	288	186	10	1928	12	58	64.6	6.7	214.2																										


QB		<p>5 • MIKE WRIGHT • 6-3 • 187 • So. • Fayetteville, Ga. • Woodward Academy</p> <ul style="list-style-type: none"> • Undecided on a major • First career touchdowns at Kentucky — one passing, one rushing • Burst for a career-long 22 yard run in the home opener with the Tigers • Completed first career pass against South Carolina with a 25-yard strike • Nation's 23rd-ranked dual-style quarterback by Rivals • Woodward Academy's 200-meter dash school record holder 	<table border="1"> <thead> <tr> <th>PASSING</th> <th>G</th> <th>Att</th> <th>Cmp</th> <th>Int</th> <th>Yds</th> <th>TD</th> <th>Lg</th> <th>Pct</th> <th>Avg/P</th> <th>Avg/G</th> </tr> </thead> <tbody> <tr> <td>2020</td> <td>6</td> <td>10</td> <td>6</td> <td>1</td> <td>51</td> <td>1</td> <td>25</td> <td>60.0</td> <td>5.1</td> <td>8.5</td> </tr> <tr> <td>TOTAL</td> <td>6</td> <td>10</td> <td>6</td> <td>1</td> <td>51</td> <td>1</td> <td>25</td> <td>60.0</td> <td>5.1</td> <td>8.5</td> </tr> </tbody> </table>	PASSING	G	Att	Cmp	Int	Yds	TD	Lg	Pct	Avg/P	Avg/G	2020	6	10	6	1	51	1	25	60.0	5.1	8.5	TOTAL	6	10	6	1	51	1	25	60.0	5.1	8.5
		PASSING	G	Att	Cmp	Int	Yds	TD	Lg	Pct	Avg/P	Avg/G																								
2020	6	10	6	1	51	1	25	60.0	5.1	8.5																										
TOTAL	6	10	6	1	51	1	25	60.0	5.1	8.5																										

RB		<p>3 • JA'VEON MARLOW • 5-11 • 195 • Sr. • Winter Haven, Fla. • Winter Haven</p> <ul style="list-style-type: none"> • Majoring in psychology • Set career highs in both attempts and yards with 17 carries and 83 yards against No. 20/17 LSU • Burst for a career-long 22 yard run in the home opener with the Tigers • Ranks fourth nationally in rushing yards against ranked teams this season (148) • Gained 42 yards on 10 carries in 2019 • Three-sport star in high school (football, weightlifting, track and field) 	<table border="1"> <thead> <tr> <th>RUSHING</th> <th>G</th> <th>Att</th> <th>Yds</th> <th>TD</th> <th>Lg</th> <th>Avg/C</th> <th>Avg/G</th> </tr> </thead> <tbody> <tr> <td>2018</td> <td>4</td> <td>5</td> <td>46</td> <td>0</td> <td>18</td> <td>9.2</td> <td>11.5</td> </tr> <tr> <td>2019</td> <td>8</td> <td>10</td> <td>42</td> <td>0</td> <td>8</td> <td>4.2</td> <td>5.2</td> </tr> <tr> <td>2020</td> <td>4</td> <td>46</td> <td>186</td> <td>0</td> <td>22</td> <td>4.0</td> <td>46.5</td> </tr> <tr> <td>TOTAL</td> <td>16</td> <td>61</td> <td>274</td> <td>0</td> <td>22</td> <td>4.5</td> <td>17.1</td> </tr> </tbody> </table>	RUSHING	G	Att	Yds	TD	Lg	Avg/C	Avg/G	2018	4	5	46	0	18	9.2	11.5	2019	8	10	42	0	8	4.2	5.2	2020	4	46	186	0	22	4.0	46.5	TOTAL	16	61	274	0	22	4.5	17.1
		RUSHING	G	Att	Yds	TD	Lg	Avg/C	Avg/G																																		
2018	4	5	46	0	18	9.2	11.5																																				
2019	8	10	42	0	8	4.2	5.2																																				
2020	4	46	186	0	22	4.0	46.5																																				
TOTAL	16	61	274	0	22	4.5	17.1																																				


RB		<p>9 • ROCKO GRIFFIN • 5-9 • 205 • So. • Rincon, Ga. • South Effingham</p> <ul style="list-style-type: none"> • Undecided on a major • Personal-best 25 rushing yards against No. 6/5 Florida • Totaled 59 rushing yards the last four games after recording 23 during the first three games • 1,907 all-purpose yards and 17 touchdowns, 894 rushing yards and 15 rushing scores as a senior • Led South Effingham to the 2019 Georgia AAAAA state playoffs • Enjoys chess, boxing and swimming 	<table border="1"> <thead> <tr> <th>RUSHING</th> <th>G</th> <th>Att</th> <th>Yds</th> <th>TD</th> <th>Lg</th> <th>Avg/C</th> <th>Avg/G</th> </tr> </thead> <tbody> <tr> <td>2020</td> <td>8</td> <td>37</td> <td>92</td> <td>0</td> <td>15</td> <td>2.5</td> <td>11.5</td> </tr> <tr> <td>TOTAL</td> <td>8</td> <td>37</td> <td>92</td> <td>0</td> <td>15</td> <td>2.5</td> <td>11.5</td> </tr> </tbody> </table>	RUSHING	G	Att	Yds	TD	Lg	Avg/C	Avg/G	2020	8	37	92	0	15	2.5	11.5	TOTAL	8	37	92	0	15	2.5	11.5
		RUSHING	G	Att	Yds	TD	Lg	Avg/C	Avg/G																		
2020	8	37	92	0	15	2.5	11.5																				
TOTAL	8	37	92	0	15	2.5	11.5																				

TE		<p>86 • BEN BRESNAHAN • 6-4 • 244 • Sr. • Cumming, Ga. • West Forsyth</p> <ul style="list-style-type: none"> • Majoring in medicine, health and society • Second on the team in receiving touchdowns with four • Has recorded 3+ receptions in seven of nine games this season • Registered a career-high six catches for a personal-best 72 yards against Ole Miss • Hauled in second career touchdown against the Rebels on a career-long 43-yard reception • A three-time all-region selection at West Forsyth 	<table border="1"> <thead> <tr> <th>RECEIVING</th> <th>G</th> <th>Rec</th> <th>Yds</th> <th>TD</th> <th>Lg</th> <th>Rec/G</th> <th>Avg/C</th> <th>Avg/G</th> </tr> </thead> <tbody> <tr> <td>2018</td> <td>2</td> <td>0</td> <td>0</td> <td>0</td> <td>0</td> <td>0.0</td> <td>0.0</td> <td>0.0</td> </tr> <tr> <td>2019</td> <td>12</td> <td>7</td> <td>105</td> <td>0</td> <td>26</td> <td>0.6</td> <td>15.0</td> <td>8.8</td> </tr> <tr> <td>2020</td> <td>9</td> <td>28</td> <td>300</td> <td>4</td> <td>43</td> <td>3.1</td> <td>10.7</td> <td>33.3</td> </tr> <tr> <td>TOTAL</td> <td>23</td> <td>35</td> <td>405</td> <td>4</td> <td>43</td> <td>1.5</td> <td>11.6</td> <td>17.6</td> </tr> </tbody> </table>	RECEIVING	G	Rec	Yds	TD	Lg	Rec/G	Avg/C	Avg/G	2018	2	0	0	0	0	0.0	0.0	0.0	2019	12	7	105	0	26	0.6	15.0	8.8	2020	9	28	300	4	43	3.1	10.7	33.3	TOTAL	23	35	405	4	43	1.5	11.6	17.6
		RECEIVING	G	Rec	Yds	TD	Lg	Rec/G	Avg/C	Avg/G																																						
2018	2	0	0	0	0	0.0	0.0	0.0																																								
2019	12	7	105	0	26	0.6	15.0	8.8																																								
2020	9	28	300	4	43	3.1	10.7	33.3																																								
TOTAL	23	35	405	4	43	1.5	11.6	17.6																																								

TE		<p>10 • GAVIN SCHOENWALD • 6-4 • 237 • Sr. • Brentwood, Tenn. • Brentwood Academy</p> <ul style="list-style-type: none"> • Majoring in human and organizational development • Played in 11 games in 2019, primarily as a member of the special teams units • Prepped at nearby Brentwood Academy and was an all-state quarterback in 2017 • Rated as the No. 6 tight end nationally by ESPN.com • Guided Brentwood to a 12-0 record in 2017 as the starting quarterback • Led team to three state basketball titles 	<table border="1"> <thead> <tr> <th>RECEIVING</th> <th>G</th> <th>Rec</th> <th>Yds</th> <th>TD</th> <th>Lg</th> <th>Rec/G</th> <th>Avg/C</th> <th>Avg/G</th> </tr> </thead> <tbody> <tr> <td>2019</td> <td>11</td> <td>0</td> <td>0</td> <td>0</td> <td>0</td> <td>0.0</td> <td>0.0</td> <td>0.0</td> </tr> <tr> <td>2020</td> <td>7</td> <td>0</td> <td>0</td> <td>0</td> <td>0</td> <td>0.0</td> <td>0.0</td> <td>0.0</td> </tr> <tr> <td>TOTAL</td> <td>18</td> <td>0</td> <td>0</td> <td>0</td> <td>0</td> <td>0.0</td> <td>0.0</td> <td>0.0</td> </tr> </tbody> </table>	RECEIVING	G	Rec	Yds	TD	Lg	Rec/G	Avg/C	Avg/G	2019	11	0	0	0	0	0.0	0.0	0.0	2020	7	0	0	0	0	0.0	0.0	0.0	TOTAL	18	0	0	0	0	0.0	0.0	0.0
		RECEIVING	G	Rec	Yds	TD	Lg	Rec/G	Avg/C	Avg/G																													
2019	11	0	0	0	0	0.0	0.0	0.0																															
2020	7	0	0	0	0	0.0	0.0	0.0																															
TOTAL	18	0	0	0	0	0.0	0.0	0.0																															

TE		<p>84 • JUSTIN BALL • 6-6 • 232 • Jr. • Glenn Dale, Md. • Gonzaga Prep</p> <ul style="list-style-type: none"> • Undecided on a major • Made collegiate debut in the season opener against No. 10/11 Texas A&M • Started first three games of 2020 • Did not see action as a freshman in 2019 • Three-star prospect by ESPN.com and 247Sports.com • Born in Washington D.C. 	<table border="1"> <thead> <tr> <th>RECEIVING</th> <th>G</th> <th>Rec</th> <th>Yds</th> <th>TD</th> <th>Lg</th> <th>Rec/G</th> <th>Avg/C</th> <th>Avg/G</th> </tr> </thead> <tbody> <tr> <td>2020</td> <td>9</td> <td>1</td> <td>-3</td> <td>0</td> <td>0</td> <td>0.1</td> <td>-3.0</td> <td>-0.3</td> </tr> <tr> <td>TOTAL</td> <td>9</td> <td>1</td> <td>-3</td> <td>0</td> <td>0</td> <td>0.1</td> <td>-3.0</td> <td>-0.3</td> </tr> </tbody> </table>	RECEIVING	G	Rec	Yds	TD	Lg	Rec/G	Avg/C	Avg/G	2020	9	1	-3	0	0	0.1	-3.0	-0.3	TOTAL	9	1	-3	0	0	0.1	-3.0	-0.3
		RECEIVING	G	Rec	Yds	TD	Lg	Rec/G	Avg/C	Avg/G																				
2020	9	1	-3	0	0	0.1	-3.0	-0.3																						
TOTAL	9	1	-3	0	0	0.1	-3.0	-0.3																						


STUDENT-ATHLETE PROFILES


WR		<p>11 • TYRELL ALEXANDER • 6-1 • 184 • 6th • Lancaster, Texas • Lancaster</p> <ul style="list-style-type: none"> • Pursuing a graduate degree in learning, diversity and urban studies • Three-year letter winner at Oklahoma State • Made Vanderbilt debut at No. 10/11 Texas A&M • Special teams regular in 2018 and 2019 with the Cowboys • Appeared in six games at wide receiver in 2017 • Hauled in a 56-yard touchdown against Kansas in 2017 	<table border="1"> <thead> <tr> <th>RECEIVING</th> <th>G</th> <th>Rec</th> <th>Yds</th> <th>TD</th> <th>Lg</th> <th>Rec/G</th> <th>Avg/C</th> <th>Avg/G</th> </tr> </thead> <tbody> <tr> <td>2020</td> <td>9</td> <td>2</td> <td>11</td> <td>0</td> <td>6</td> <td>0.2</td> <td>5.5</td> <td>1.2</td> </tr> <tr> <td>TOTAL</td> <td>9</td> <td>2</td> <td>11</td> <td>0</td> <td>6</td> <td>0.2</td> <td>5.5</td> <td>1.2</td> </tr> </tbody> </table>	RECEIVING	G	Rec	Yds	TD	Lg	Rec/G	Avg/C	Avg/G	2020	9	2	11	0	6	0.2	5.5	1.2	TOTAL	9	2	11	0	6	0.2	5.5	1.2
		RECEIVING	G	Rec	Yds	TD	Lg	Rec/G	Avg/C	Avg/G																				
2020	9	2	11	0	6	0.2	5.5	1.2																						
TOTAL	9	2	11	0	6	0.2	5.5	1.2																						

WR		<p>7 • CAM JOHNSON • 6-0 • 198 • Sr. • Brentwood, Tenn. • Brentwood Academy</p> <ul style="list-style-type: none"> • Majoring in human and organizational development • Team leader in both receptions and receiving yards • Personal-best 114 receiving yards on 10 catches at Mississippi State • Registered a career-high 14 catches for 97 yards against Ole Miss • Reeled in first touchdown grab of 2020 against South Carolina with a 22-yard reception • Hauled in a career-long 40-yard pass in home opener against No. 20/17 LSU 	<table border="1"> <thead> <tr> <th>RECEIVING</th> <th>G</th> <th>Rec</th> <th>Yds</th> <th>TD</th> <th>Lg</th> <th>Rec/G</th> <th>Avg/C</th> <th>Avg/G</th> </tr> </thead> <tbody> <tr> <td>2018</td> <td>4</td> <td>4</td> <td>45</td> <td>0</td> <td>14</td> <td>1.0</td> <td>11.2</td> <td>11.2</td> </tr> <tr> <td>2019</td> <td>12</td> <td>30</td> <td>316</td> <td>3</td> <td>28</td> <td>2.5</td> <td>10.5</td> <td>26.3</td> </tr> <tr> <td>2020</td> <td>9</td> <td>56</td> <td>545</td> <td>3</td> <td>40</td> <td>6.2</td> <td>9.7</td> <td>60.6</td> </tr> <tr> <td>TOTAL</td> <td>25</td> <td>90</td> <td>906</td> <td>6</td> <td>40</td> <td>3.6</td> <td>10.1</td> <td>36.2</td> </tr> </tbody> </table>	RECEIVING	G	Rec	Yds	TD	Lg	Rec/G	Avg/C	Avg/G	2018	4	4	45	0	14	1.0	11.2	11.2	2019	12	30	316	3	28	2.5	10.5	26.3	2020	9	56	545	3	40	6.2	9.7	60.6	TOTAL	25	90	906	6	40	3.6	10.1	36.2
		RECEIVING	G	Rec	Yds	TD	Lg	Rec/G	Avg/C	Avg/G																																						
2018	4	4	45	0	14	1.0	11.2	11.2																																								
2019	12	30	316	3	28	2.5	10.5	26.3																																								
2020	9	56	545	3	40	6.2	9.7	60.6																																								
TOTAL	25	90	906	6	40	3.6	10.1	36.2																																								

WR		<p>19 • CHRIS PIERCE JR. • 6-4 • 231 • 5th • Smithfield, Va. • Smithfield</p> <ul style="list-style-type: none"> • Majoring in sociology • Season-high 97 receiving yards and two touchdowns against No. 6/5 Florida • Had a receiving touchdown in four consecutive games (Ole Miss, Miss St., Kentucky & Florida) • Team leader in receiving touchdowns with five • Personal-best six receptions at Mississippi State, including one touchdown grab • Away from football, enjoys boxing 	<table border="1"> <thead> <tr> <th>RECEIVING</th> <th>G</th> <th>Rec</th> <th>Yds</th> <th>TD</th> <th>Lg</th> <th>Rec/G</th> <th>Avg/C</th> <th>Avg/G</th> </tr> </thead> <tbody> <tr> <td>2017</td> <td>9</td> <td>0</td> <td>0</td> <td>0</td> <td>0</td> <td>0.0</td> <td>0.0</td> <td>0.0</td> </tr> <tr> <td>2018</td> <td>13</td> <td>13</td> <td>128</td> <td>1</td> <td>20</td> <td>1.0</td> <td>9.8</td> <td>9.8</td> </tr> <tr> <td>2019</td> <td>12</td> <td>14</td> <td>245</td> <td>1</td> <td>75</td> <td>1.2</td> <td>17.5</td> <td>20.4</td> </tr> <tr> <td>2020</td> <td>9</td> <td>25</td> <td>371</td> <td>5</td> <td>58</td> <td>2.8</td> <td>14.8</td> <td>41.2</td> </tr> <tr> <td>TOTAL</td> <td>43</td> <td>52</td> <td>744</td> <td>7</td> <td>75</td> <td>1.2</td> <td>14.3</td> <td>17.3</td> </tr> </tbody> </table>	RECEIVING	G	Rec	Yds	TD	Lg	Rec/G	Avg/C	Avg/G	2017	9	0	0	0	0	0.0	0.0	0.0	2018	13	13	128	1	20	1.0	9.8	9.8	2019	12	14	245	1	75	1.2	17.5	20.4	2020	9	25	371	5	58	2.8	14.8	41.2	TOTAL	43	52	744	7	75	1.2	14.3	17.3
		RECEIVING	G	Rec	Yds	TD	Lg	Rec/G	Avg/C	Avg/G																																															
2017	9	0	0	0	0	0.0	0.0	0.0																																																	
2018	13	13	128	1	20	1.0	9.8	9.8																																																	
2019	12	14	245	1	75	1.2	17.5	20.4																																																	
2020	9	25	371	5	58	2.8	14.8	41.2																																																	
TOTAL	43	52	744	7	75	1.2	14.3	17.3																																																	

WR		<p>2 • AMIR ABDUR-RAHMAN • 6-4 • 217 • Sr. • Atlanta, Ga. • Mays</p> <ul style="list-style-type: none"> • Majoring in medicine, health and society • Registered career highs in both receptions (7) and receiving yards (89) at Kentucky • Hauled in second career touchdown in the season opener at No. 10/11 Texas A&M • Played in 13 games as a true freshman in 2018 • Caught a career-long 52-yard catch versus Baylor in the 2018 Texas Bowl • A three-sport athlete at Mays (football, track and field and swimming) 	<table border="1"> <thead> <tr> <th>RECEIVING</th> <th>G</th> <th>Rec</th> <th>Yds</th> <th>TD</th> <th>Lg</th> <th>Rec/G</th> <th>Avg/C</th> <th>Avg/G</th> </tr> </thead> <tbody> <tr> <td>2018</td> <td>13</td> <td>4</td> <td>108</td> <td>1</td> <td>52</td> <td>0.3</td> <td>27.0</td> <td>8.3</td> </tr> <tr> <td>2019</td> <td>1</td> <td>0</td> <td>0</td> <td>0</td> <td>0</td> <td>0.0</td> <td>0.0</td> <td>0.0</td> </tr> <tr> <td>2020</td> <td>9</td> <td>27</td> <td>406</td> <td>1</td> <td>46</td> <td>3.0</td> <td>15.0</td> <td>45.1</td> </tr> <tr> <td>TOTAL</td> <td>23</td> <td>31</td> <td>514</td> <td>2</td> <td>52</td> <td>1.2</td> <td>16.6</td> <td>22.3</td> </tr> </tbody> </table>	RECEIVING	G	Rec	Yds	TD	Lg	Rec/G	Avg/C	Avg/G	2018	13	4	108	1	52	0.3	27.0	8.3	2019	1	0	0	0	0	0.0	0.0	0.0	2020	9	27	406	1	46	3.0	15.0	45.1	TOTAL	23	31	514	2	52	1.2	16.6	22.3
		RECEIVING	G	Rec	Yds	TD	Lg	Rec/G	Avg/C	Avg/G																																						
2018	13	4	108	1	52	0.3	27.0	8.3																																								
2019	1	0	0	0	0	0.0	0.0	0.0																																								
2020	9	27	406	1	46	3.0	15.0	45.1																																								
TOTAL	23	31	514	2	52	1.2	16.6	22.3																																								








WR		<p>81 • WILL SHEPPARD • 6-3 • 190 • So. • Mandeville, La. • Mandeville</p> <ul style="list-style-type: none"> • Undeclared on a major • Hauled in first career catch with a 24-yard grab against No. 6/5 Florida • 2,252 receiving yards and 33 touchdowns on 126 catches in prep career • Varsity letters in football, basketball and track and field • Born in Ruston, La. 	<table border="1"> <thead> <tr> <th>RECEIVING</th> <th>G</th> <th>Rec</th> <th>Yds</th> <th>TD</th> <th>Lg</th> <th>Rec/G</th> <th>Avg/C</th> <th>Avg/G</th> </tr> </thead> <tbody> <tr> <td>2020</td> <td>8</td> <td>2</td> <td>30</td> <td>0</td> <td>24</td> <td>0.2</td> <td>15.0</td> <td>3.8</td> </tr> <tr> <td>TOTAL</td> <td>8</td> <td>2</td> <td>30</td> <td>0</td> <td>24</td> <td>0.2</td> <td>15.0</td> <td>3.8</td> </tr> </tbody> </table>	RECEIVING	G	Rec	Yds	TD	Lg	Rec/G	Avg/C	Avg/G	2020	8	2	30	0	24	0.2	15.0	3.8	TOTAL	8	2	30	0	24	0.2	15.0	3.8
		RECEIVING	G	Rec	Yds	TD	Lg	Rec/G	Avg/C	Avg/G																				
2020	8	2	30	0	24	0.2	15.0	3.8																						
TOTAL	8	2	30	0	24	0.2	15.0	3.8																						

WR		<p>14 • DEVIN BODDIE JR. • 5-11 • 168 • Jr. • Memphis, Tenn. • Whitehaven</p> <ul style="list-style-type: none"> • Undeclared on a major • Did not see game action in 2019 • Consensus three-star prospect coming out of high school • Finished with 2,300 receiving yards and 45 touchdowns at Whitehaven • Has one brother, Jared, and five sisters, Jarmin, Timolyn, Taylor, Teagan and Yara • Born in Shreveport, La. 	
-----------	---	--	--

STUDENT-ATHLETE PROFILES

OT		<p>70 • BRADLEY ASHMORE • 6-6 • 294 • So. • Neptune Beach, Fla. • Fletcher Senior</p> <ul style="list-style-type: none"> • Undeclared on a major • Earned first career start, at left guard, against Ole Miss • At Fletcher Senior, served as the school's Marine Coastal Club vice president • First team all-region pick in 2018 and 2019 • Enjoys swimming and cooking away from football
OT		<p>69 • BRAYDEN BAPST • 6-6 • 300 • Jr. • Washington, D.C. • St. John's College</p> <ul style="list-style-type: none"> • Undeclared on a major • Did not see action as a true freshman in 2019 • Consensus three-star prospect coming out of high school • Helped St. John's College to 9-1 records in 2018 and 2017 • As a senior, started at tight end and played defensive end • Three-sport athlete at St. John's (football, basketball and lacrosse)
OT		<p>54 • TYLER STEEN • 6-5 • 317 • Sr. • Miami, Fla. • St. Thomas Aquinas</p> <ul style="list-style-type: none"> • Majoring in human and organizational development • Started all 12 games at right tackle in 2019 • Shifted to starting left tackle for the 2020 season opener at No. 10/11 Texas A&M • Only Commodore offensive lineman to start all 12 games last fall • Father, Daris, is a retired Marine who played football at LSU • Grandfather is Vietnam veteran and Medal of Honor recipient
C		<p>65 • MICHAEL WARDEN • 6-2 • 289 • Sr. • Loveland, Ohio • Summit Country Day</p> <ul style="list-style-type: none"> • Majoring in economics • Did not experience game action in 2018 or 2019 • Tallied 97 tackles and 11.5 sacks during prep career • Four-sport athlete for Summit Country Day (football, wrestling, lacrosse and track and field) • Both parents, Robert and Antoinette, are physicians
OG		<p>57 • DREW BIRCHMEIER • 6-4 • 300 • 6th • Midlothian, Va. • Cosby</p> <ul style="list-style-type: none"> • Pursuing a master's degree in marketing after graduating in May with a degree in law, history and society • Transitioning to offensive line after spending last three years along defensive line • Started all 12 games at defensive tackle in 2019 and earned 12 starts in 2018 • Booked 21 tackles and 1.0 tackle for loss in 2019 • Three-sport athlete at Cosby (football, basketball and baseball) • Married the former Kiersten Bedwell this summer in Bedwell's parent's backyard
OG		<p>72 • DAN DAWKINS • 6-3 • 308 • Sr. • Staten Island, N.Y. • The Peddie School</p> <ul style="list-style-type: none"> • Majoring in sociology studies • Played in 12 games with starts against Georgia and Purdue in 2019 • A three-sport athlete at The Peddie School (football, baseball and wrestling) • Nation's No. 8 ranked center coming out of high school • Led Falcons to the 2017 MAPL championship and Big 3 Trophy in 2016 and 2017 • Has two older sisters, Dakota and Hunter, who both swam collegiately
OG		<p>62 • JULIAN HERNANDEZ • 6-4 • 312 • Jr. • Davie, Fla. • St. Thomas Aquinas</p> <ul style="list-style-type: none"> • Undeclared on major • Started last four games at left guard • Played in one game in 2019, against East Tennessee State • Two-time all-area first team selection at St. Thomas Aquinas • Led team to 25-5 record during final two seasons • Attended the same high school as Grant Miller and Tyler Steen


STUDENT-ATHLETE PROFILES

DE		94 • RUTGER REITMAIER • 6-3 • 266 • Sr. • Nashville, Tenn. • Lipscomb Academy																																																											
		<ul style="list-style-type: none"> • Majoring in sociology • Born and raised in Nashville • Played in all 12 games in 2019, booking 14 tackles and 4.5 tackles for loss • Appeared in all 13 games in 2018 with seven tackles • Four-star prospect (247Sports.com) out of Lipscomb Academy (Tenn.) • Originally attended Oregon, enrolled at Vanderbilt in July 2018 	<table border="1"> <thead> <tr> <th>TACKLES</th> <th>G</th> <th>UA</th> <th>A</th> <th>TOTAL</th> <th>TFL</th> <th>YDS</th> <th>PD</th> <th>FF</th> <th>FR</th> <th>BLKD</th> <th>QBH</th> </tr> </thead> <tbody> <tr> <td>2018</td> <td>11</td> <td>3</td> <td>4</td> <td>7</td> <td>0.0</td> <td>0</td> <td>0</td> <td>0</td> <td>0</td> <td>0</td> <td>0</td> </tr> <tr> <td>2019</td> <td>12</td> <td>7</td> <td>7</td> <td>14</td> <td>4.5</td> <td>11</td> <td>1</td> <td>0</td> <td>0</td> <td>0</td> <td>1</td> </tr> <tr> <td>2020</td> <td>4</td> <td>0</td> <td>3</td> <td>3</td> <td>0.0</td> <td>0</td> <td>0</td> <td>0</td> <td>0</td> <td>0</td> <td>0</td> </tr> <tr> <td>TOTAL</td> <td>27</td> <td>10</td> <td>14</td> <td>24</td> <td>4.5</td> <td>11</td> <td>1</td> <td>0</td> <td>0</td> <td>0</td> <td>1</td> </tr> </tbody> </table>	TACKLES	G	UA	A	TOTAL	TFL	YDS	PD	FF	FR	BLKD	QBH	2018	11	3	4	7	0.0	0	0	0	0	0	0	2019	12	7	7	14	4.5	11	1	0	0	0	1	2020	4	0	3	3	0.0	0	0	0	0	0	0	TOTAL	27	10	14	24	4.5	11	1	0	0
TACKLES	G	UA	A	TOTAL	TFL	YDS	PD	FF	FR	BLKD	QBH																																																		
2018	11	3	4	7	0.0	0	0	0	0	0	0																																																		
2019	12	7	7	14	4.5	11	1	0	0	0	1																																																		
2020	4	0	3	3	0.0	0	0	0	0	0	0																																																		
TOTAL	27	10	14	24	4.5	11	1	0	0	0	1																																																		
DE		96 • NATE CLIFTON • 6-5 • 267 • Jr. • La Vergne, Tenn. • Brentwood Academy																																																											
		<ul style="list-style-type: none"> • Undecided on major • Made collegiate debut in the season opener at No. 10/11 Texas A&M • Booked first career sack against Tennessee for a 10-yard loss • Led Brentwood Academy to three straight Division II Class AAA state titles • As a senior co-captain, tallied 14.0 tackles for loss and 9.0 sacks • Prep teammates with Cam Johnson, Gavin Schoenwald and Harrison Smith 	<table border="1"> <thead> <tr> <th>TACKLES</th> <th>G</th> <th>UA</th> <th>A</th> <th>TOTAL</th> <th>TFL</th> <th>YDS</th> <th>PD</th> <th>FF</th> <th>FR</th> <th>BLKD</th> <th>QBH</th> </tr> </thead> <tbody> <tr> <td>2020</td> <td>7</td> <td>2</td> <td>4</td> <td>6</td> <td>1.0</td> <td>10</td> <td>0</td> <td>0</td> <td>0</td> <td>0</td> <td>0</td> </tr> <tr> <td>TOTAL</td> <td>7</td> <td>2</td> <td>4</td> <td>6</td> <td>1.0</td> <td>10</td> <td>0</td> <td>0</td> <td>0</td> <td>0</td> <td>0</td> </tr> </tbody> </table>	TACKLES	G	UA	A	TOTAL	TFL	YDS	PD	FF	FR	BLKD	QBH	2020	7	2	4	6	1.0	10	0	0	0	0	0	TOTAL	7	2	4	6	1.0	10	0	0	0	0	0																						
TACKLES	G	UA	A	TOTAL	TFL	YDS	PD	FF	FR	BLKD	QBH																																																		
2020	7	2	4	6	1.0	10	0	0	0	0	0																																																		
TOTAL	7	2	4	6	1.0	10	0	0	0	0	0																																																		
DT		95 • RAASHAAN WILKINS JR. • 6-3 • 307 • Sr. • Chicago, Ill. • Mt. Carmel																																																											
		<ul style="list-style-type: none"> • Majoring in economics • 2.0 tackles for loss and a fumble recovery against South Carolina • Two tackles in Commodore debut at No. 10/11 Texas A&M • Starting defensive lineman in 2019 at Monterey Peninsula (California) College • Part of Monterey Peninsula unit that paced conference with 48.0 sacks • Enjoys playing Madden 	<table border="1"> <thead> <tr> <th>TACKLES</th> <th>G</th> <th>UA</th> <th>A</th> <th>TOTAL</th> <th>TFL</th> <th>YDS</th> <th>PD</th> <th>FF</th> <th>FR</th> <th>BLKD</th> <th>QBH</th> </tr> </thead> <tbody> <tr> <td>2020</td> <td>9</td> <td>5</td> <td>3</td> <td>8</td> <td>2.0</td> <td>2</td> <td>0</td> <td>0</td> <td>1</td> <td>0</td> <td>0</td> </tr> <tr> <td>TOTAL</td> <td>9</td> <td>5</td> <td>3</td> <td>8</td> <td>2.0</td> <td>2</td> <td>0</td> <td>0</td> <td>1</td> <td>0</td> <td>0</td> </tr> </tbody> </table>	TACKLES	G	UA	A	TOTAL	TFL	YDS	PD	FF	FR	BLKD	QBH	2020	9	5	3	8	2.0	2	0	0	1	0	0	TOTAL	9	5	3	8	2.0	2	0	0	1	0	0																						
TACKLES	G	UA	A	TOTAL	TFL	YDS	PD	FF	FR	BLKD	QBH																																																		
2020	9	5	3	8	2.0	2	0	0	1	0	0																																																		
TOTAL	9	5	3	8	2.0	2	0	0	1	0	0																																																		
LB		12 • BRAYDEN DEVAULT-SMITH • 6-3 • 227 • 5th • Nashville, Tenn. • Pearl-Cohn																																																											
		<ul style="list-style-type: none"> • Majoring in sociology • Career-high six tackles versus No. 6/5 Florida • Registered his first career sack against Ole Miss • 14 tackles during the 2019 season • Mom is an infection prevention nurse at Vanderbilt Medical Center • Pianist 	<table border="1"> <thead> <tr> <th>TACKLES</th> <th>G</th> <th>UA</th> <th>A</th> <th>TOTAL</th> <th>TFL</th> <th>YDS</th> <th>PD</th> <th>FF</th> <th>FR</th> <th>BLKD</th> <th>QBH</th> </tr> </thead> <tbody> <tr> <td>2018</td> <td>13</td> <td>4</td> <td>4</td> <td>8</td> <td>0.0</td> <td>0</td> <td>0</td> <td>0</td> <td>0</td> <td>0</td> <td>0</td> </tr> <tr> <td>2019</td> <td>11</td> <td>13</td> <td>10</td> <td>23</td> <td>0.0</td> <td>0</td> <td>0</td> <td>0</td> <td>0</td> <td>0</td> <td>1</td> </tr> <tr> <td>2020</td> <td>8</td> <td>10</td> <td>6</td> <td>16</td> <td>2.5</td> <td>3</td> <td>1</td> <td>0</td> <td>0</td> <td>0</td> <td>1</td> </tr> <tr> <td>TOTAL</td> <td>32</td> <td>27</td> <td>20</td> <td>47</td> <td>2.5</td> <td>3</td> <td>1</td> <td>0</td> <td>0</td> <td>0</td> <td>2</td> </tr> </tbody> </table>	TACKLES	G	UA	A	TOTAL	TFL	YDS	PD	FF	FR	BLKD	QBH	2018	13	4	4	8	0.0	0	0	0	0	0	0	2019	11	13	10	23	0.0	0	0	0	0	0	1	2020	8	10	6	16	2.5	3	1	0	0	0	1	TOTAL	32	27	20	47	2.5	3	1	0	0
TACKLES	G	UA	A	TOTAL	TFL	YDS	PD	FF	FR	BLKD	QBH																																																		
2018	13	4	4	8	0.0	0	0	0	0	0	0																																																		
2019	11	13	10	23	0.0	0	0	0	0	0	1																																																		
2020	8	10	6	16	2.5	3	1	0	0	0	1																																																		
TOTAL	32	27	20	47	2.5	3	1	0	0	0	2																																																		
LB		26 • ANFERNEE ORJI • 6-2 • 224 • Jr. • Rockwall, Texas • Rockwall																																																											
		<ul style="list-style-type: none"> • Majoring in computer engineering • Team leader in tackles with 66 • Career-high 13 tackles in the 2020 home finale against Tennessee • Registered first career forced fumble at Kentucky • Older brother Alston plays for Vanderbilt • Family is Nigerian American 	<table border="1"> <thead> <tr> <th>TACKLES</th> <th>G</th> <th>UA</th> <th>A</th> <th>TOTAL</th> <th>TFL</th> <th>YDS</th> <th>PD</th> <th>FF</th> <th>FR</th> <th>BLKD</th> <th>QBH</th> </tr> </thead> <tbody> <tr> <td>2019</td> <td>9</td> <td>2</td> <td>4</td> <td>6</td> <td>0.0</td> <td>0</td> <td>1</td> <td>0</td> <td>0</td> <td>0</td> <td>1</td> </tr> <tr> <td>2020</td> <td>9</td> <td>31</td> <td>35</td> <td>66</td> <td>1.5</td> <td>10</td> <td>2</td> <td>1</td> <td>0</td> <td>0</td> <td>0</td> </tr> <tr> <td>TOTAL</td> <td>18</td> <td>33</td> <td>39</td> <td>72</td> <td>1.5</td> <td>10</td> <td>3</td> <td>1</td> <td>0</td> <td>0</td> <td>1</td> </tr> </tbody> </table>	TACKLES	G	UA	A	TOTAL	TFL	YDS	PD	FF	FR	BLKD	QBH	2019	9	2	4	6	0.0	0	1	0	0	0	1	2020	9	31	35	66	1.5	10	2	1	0	0	0	TOTAL	18	33	39	72	1.5	10	3	1	0	0	1										
TACKLES	G	UA	A	TOTAL	TFL	YDS	PD	FF	FR	BLKD	QBH																																																		
2019	9	2	4	6	0.0	0	1	0	0	0	1																																																		
2020	9	31	35	66	1.5	10	2	1	0	0	0																																																		
TOTAL	18	33	39	72	1.5	10	3	1	0	0	1																																																		
LB		24 • ALSTON ORJI • 6-2 • 245 • Sr. • Rockwall, Texas • Rockwall																																																											
		<ul style="list-style-type: none"> • Majoring in American studies • Three stops in the season opener at No. 10/11 Texas A&M • Played in four games and booked two tackles in 2019 • Appeared in 11 contests in 2018 and tallied four tackles • Consensus four-star prospect coming out of high school • Younger brother Anfernee also plays for Vanderbilt 	<table border="1"> <thead> <tr> <th>TACKLES</th> <th>G</th> <th>UA</th> <th>A</th> <th>TOTAL</th> <th>TFL</th> <th>YDS</th> <th>PD</th> <th>FF</th> <th>FR</th> <th>BLKD</th> <th>QBH</th> </tr> </thead> <tbody> <tr> <td>2018</td> <td>11</td> <td>2</td> <td>2</td> <td>4</td> <td>0.0</td> <td>0</td> <td>0</td> <td>0</td> <td>0</td> <td>0</td> <td>0</td> </tr> <tr> <td>2019</td> <td>4</td> <td>1</td> <td>1</td> <td>2</td> <td>0.0</td> <td>0</td> <td>0</td> <td>0</td> <td>0</td> <td>0</td> <td>0</td> </tr> <tr> <td>2020</td> <td>7</td> <td>8</td> <td>8</td> <td>16</td> <td>0.0</td> <td>0</td> <td>0</td> <td>0</td> <td>0</td> <td>0</td> <td>1</td> </tr> <tr> <td>TOTAL</td> <td>22</td> <td>11</td> <td>11</td> <td>22</td> <td>0.0</td> <td>0</td> <td>0</td> <td>0</td> <td>0</td> <td>0</td> <td>1</td> </tr> </tbody> </table>	TACKLES	G	UA	A	TOTAL	TFL	YDS	PD	FF	FR	BLKD	QBH	2018	11	2	2	4	0.0	0	0	0	0	0	0	2019	4	1	1	2	0.0	0	0	0	0	0	0	2020	7	8	8	16	0.0	0	0	0	0	0	1	TOTAL	22	11	11	22	0.0	0	0	0	0
TACKLES	G	UA	A	TOTAL	TFL	YDS	PD	FF	FR	BLKD	QBH																																																		
2018	11	2	2	4	0.0	0	0	0	0	0	0																																																		
2019	4	1	1	2	0.0	0	0	0	0	0	0																																																		
2020	7	8	8	16	0.0	0	0	0	0	0	1																																																		
TOTAL	22	11	11	22	0.0	0	0	0	0	0	1																																																		
LB		50 • ETHAN BARR • 6-3 • 236 • So. • Flower Mound, Texas • Marcus																																																											
		<ul style="list-style-type: none"> • Undecided on major • 17 tackles across his last two games • Personal-best, and team-leading, 10 tackles at Missouri • First career start versus Mississippi State • Three-star prospect by 247Sports.com and ESPN.com • Three-year starter for Dallas-Fort Worth metro public power 	<table border="1"> <thead> <tr> <th>TACKLES</th> <th>G</th> <th>UA</th> <th>A</th> <th>TOTAL</th> <th>TFL</th> <th>YDS</th> <th>PD</th> <th>FF</th> <th>FR</th> <th>BLKD</th> <th>QBH</th> </tr> </thead> <tbody> <tr> <td>2020</td> <td>9</td> <td>19</td> <td>18</td> <td>37</td> <td>0.5</td> <td>1</td> <td>0</td> <td>0</td> <td>0</td> <td>0</td> <td>0</td> </tr> <tr> <td>TOTAL</td> <td>9</td> <td>19</td> <td>18</td> <td>37</td> <td>0.5</td> <td>1</td> <td>0</td> <td>0</td> <td>0</td> <td>0</td> <td>0</td> </tr> </tbody> </table>	TACKLES	G	UA	A	TOTAL	TFL	YDS	PD	FF	FR	BLKD	QBH	2020	9	19	18	37	0.5	1	0	0	0	0	0	TOTAL	9	19	18	37	0.5	1	0	0	0	0	0																						
TACKLES	G	UA	A	TOTAL	TFL	YDS	PD	FF	FR	BLKD	QBH																																																		
2020	9	19	18	37	0.5	1	0	0	0	0	0																																																		
TOTAL	9	19	18	37	0.5	1	0	0	0	0	0																																																		


STUDENT-ATHLETE PROFILES


CB		<p>6 • GABE JEUDY-LALLY • 6-1 • 180 • Jr. • Charlotte, N.C. • Ardrey Kell</p> <ul style="list-style-type: none"> • Majoring in human and organizational development and sociology • First career interception against Tennessee in 2020, returning it for 30 yards • Made first career start against Ole Miss • Played in four games as a true freshman • Born in New York City • National Honor Society member at Ardrey Kell High School 	<table border="1"> <thead> <tr> <th>TACKLES</th> <th>G</th> <th>UA</th> <th>A</th> <th>TOTAL</th> <th>TFL</th> <th>YDS</th> <th>PD</th> <th>FF</th> <th>FR</th> <th>BLKD</th> <th>QBH</th> </tr> </thead> <tbody> <tr> <td>2019</td> <td>4</td> <td>0</td> <td>0</td> <td>0</td> <td>0.0</td> <td>0</td> <td>0</td> <td>0</td> <td>0</td> <td>0</td> <td>0</td> </tr> <tr> <td>2020</td> <td>7</td> <td>10</td> <td>3</td> <td>13</td> <td>1.0</td> <td>1</td> <td>2</td> <td>0</td> <td>0</td> <td>0</td> <td>0</td> </tr> <tr> <td>TOTAL</td> <td>11</td> <td>10</td> <td>3</td> <td>13</td> <td>1.0</td> <td>1</td> <td>2</td> <td>0</td> <td>0</td> <td>0</td> <td>0</td> </tr> </tbody> </table>	TACKLES	G	UA	A	TOTAL	TFL	YDS	PD	FF	FR	BLKD	QBH	2019	4	0	0	0	0.0	0	0	0	0	0	0	2020	7	10	3	13	1.0	1	2	0	0	0	0	TOTAL	11	10	3	13	1.0	1	2	0	0	0	0
		TACKLES	G	UA	A	TOTAL	TFL	YDS	PD	FF	FR	BLKD	QBH																																						
2019	4	0	0	0	0.0	0	0	0	0	0	0																																								
2020	7	10	3	13	1.0	1	2	0	0	0	0																																								
TOTAL	11	10	3	13	1.0	1	2	0	0	0	0																																								


CB		<p>28 • ALLAN GEORGE • 6-1 • 187 • 5th • Andalusia, Ala. • Andalusia</p> <ul style="list-style-type: none"> • Majoring in medicine, health and society • Career-high tying eight tackles in three of the last four games • Year's first tackle for loss came against South Carolina • Two interceptions for his career • First pick of 2019 ended end-zone possession in win over No. 22 Missouri • Got engaged to Vanderbilt cheerleader Katlyn Richardson in September 2020 	<table border="1"> <thead> <tr> <th>TACKLES</th> <th>G</th> <th>UA</th> <th>A</th> <th>TOTAL</th> <th>TFL</th> <th>YDS</th> <th>PD</th> <th>FF</th> <th>FR</th> <th>BLKD</th> <th>QBH</th> </tr> </thead> <tbody> <tr> <td>2018</td> <td>12</td> <td>25</td> <td>8</td> <td>33</td> <td>3.5</td> <td>16</td> <td>5</td> <td>1</td> <td>0</td> <td>0</td> <td>0</td> </tr> <tr> <td>2019</td> <td>12</td> <td>25</td> <td>13</td> <td>38</td> <td>3.0</td> <td>8</td> <td>6</td> <td>0</td> <td>1</td> <td>0</td> <td>0</td> </tr> <tr> <td>2020</td> <td>9</td> <td>31</td> <td>14</td> <td>45</td> <td>2.5</td> <td>3</td> <td>2</td> <td>0</td> <td>0</td> <td>0</td> <td>0</td> </tr> <tr> <td>TOTAL</td> <td>33</td> <td>81</td> <td>35</td> <td>116</td> <td>9.0</td> <td>27</td> <td>13</td> <td>1</td> <td>1</td> <td>0</td> <td>0</td> </tr> </tbody> </table>	TACKLES	G	UA	A	TOTAL	TFL	YDS	PD	FF	FR	BLKD	QBH	2018	12	25	8	33	3.5	16	5	1	0	0	0	2019	12	25	13	38	3.0	8	6	0	1	0	0	2020	9	31	14	45	2.5	3	2	0	0	0	0	TOTAL	33	81	35	116	9.0	27	13	1	1	0	0
		TACKLES	G	UA	A	TOTAL	TFL	YDS	PD	FF	FR	BLKD	QBH																																																		
2018	12	25	8	33	3.5	16	5	1	0	0	0																																																				
2019	12	25	13	38	3.0	8	6	0	1	0	0																																																				
2020	9	31	14	45	2.5	3	2	0	0	0	0																																																				
TOTAL	33	81	35	116	9.0	27	13	1	1	0	0																																																				

CB		<p>23 • JAYLEN MAHONEY • 5-11 • 185 • Jr. • Rock Hill, S.C. • South Pointe</p> <ul style="list-style-type: none"> • Majoring in human and organizational development • Second on the team in total tackles • Career-high tying 10 stops against both South Carolina and Mississippi State • Personal-best 2.0 tackles for loss against South Carolina • Recovered second career fumble at No. 10/11 Texas A&M • First career interception at Tennessee in 2019 	<table border="1"> <thead> <tr> <th>TACKLES</th> <th>G</th> <th>UA</th> <th>A</th> <th>TOTAL</th> <th>TFL</th> <th>YDS</th> <th>PD</th> <th>FF</th> <th>FR</th> <th>BLKD</th> <th>QBH</th> </tr> </thead> <tbody> <tr> <td>2019</td> <td>12</td> <td>10</td> <td>13</td> <td>23</td> <td>1.5</td> <td>11</td> <td>3</td> <td>0</td> <td>1</td> <td>0</td> <td>0</td> </tr> <tr> <td>2020</td> <td>8</td> <td>33</td> <td>24</td> <td>57</td> <td>2.0</td> <td>6</td> <td>2</td> <td>0</td> <td>1</td> <td>0</td> <td>0</td> </tr> <tr> <td>TOTAL</td> <td>20</td> <td>43</td> <td>37</td> <td>80</td> <td>3.5</td> <td>17</td> <td>5</td> <td>0</td> <td>2</td> <td>0</td> <td>0</td> </tr> </tbody> </table>	TACKLES	G	UA	A	TOTAL	TFL	YDS	PD	FF	FR	BLKD	QBH	2019	12	10	13	23	1.5	11	3	0	1	0	0	2020	8	33	24	57	2.0	6	2	0	1	0	0	TOTAL	20	43	37	80	3.5	17	5	0	2	0	0
		TACKLES	G	UA	A	TOTAL	TFL	YDS	PD	FF	FR	BLKD	QBH																																						
2019	12	10	13	23	1.5	11	3	0	1	0	0																																								
2020	8	33	24	57	2.0	6	2	0	1	0	0																																								
TOTAL	20	43	37	80	3.5	17	5	0	2	0	0																																								


S		<p>33 • DASHAUN JERKINS • 6-0 • 190 • Sr. • Woodbridge, Va. • Woodbridge</p> <ul style="list-style-type: none"> • Majoring in medicine, health and society • Registered 42 tackles, tied for third on the team • Forced fumbles at No. 10/11 Texas A&M and vs. No. 6/5 Florida • Eight or more tackles in four games this fall • Played in 11 games and earned nine starts in 2019 • 14 tackles and a fumble recovery versus No. 3/3 Georgia (2019) in first career start 	<table border="1"> <thead> <tr> <th>TACKLES</th> <th>G</th> <th>UA</th> <th>A</th> <th>TOTAL</th> <th>TFL</th> <th>YDS</th> <th>PD</th> <th>FF</th> <th>FR</th> <th>BLKD</th> <th>QBH</th> </tr> </thead> <tbody> <tr> <td>2018</td> <td>2</td> <td>0</td> <td>0</td> <td>0</td> <td>0.0</td> <td>0</td> <td>0</td> <td>0</td> <td>0</td> <td>0</td> <td>0</td> </tr> <tr> <td>2019</td> <td>11</td> <td>34</td> <td>24</td> <td>58</td> <td>0.5</td> <td>0</td> <td>2</td> <td>0</td> <td>1</td> <td>0</td> <td>0</td> </tr> <tr> <td>2020</td> <td>8</td> <td>17</td> <td>28</td> <td>45</td> <td>0.0</td> <td>0</td> <td>3</td> <td>2</td> <td>1</td> <td>0</td> <td>0</td> </tr> <tr> <td>TOTAL</td> <td>21</td> <td>51</td> <td>52</td> <td>103</td> <td>0.5</td> <td>0</td> <td>5</td> <td>2</td> <td>2</td> <td>0</td> <td>0</td> </tr> </tbody> </table>	TACKLES	G	UA	A	TOTAL	TFL	YDS	PD	FF	FR	BLKD	QBH	2018	2	0	0	0	0.0	0	0	0	0	0	0	2019	11	34	24	58	0.5	0	2	0	1	0	0	2020	8	17	28	45	0.0	0	3	2	1	0	0	TOTAL	21	51	52	103	0.5	0	5	2	2	0	0
		TACKLES	G	UA	A	TOTAL	TFL	YDS	PD	FF	FR	BLKD	QBH																																																		
2018	2	0	0	0	0.0	0	0	0	0	0	0																																																				
2019	11	34	24	58	0.5	0	2	0	1	0	0																																																				
2020	8	17	28	45	0.0	0	3	2	1	0	0																																																				
TOTAL	21	51	52	103	0.5	0	5	2	2	0	0																																																				


S		<p>13 • BRENDON HARRIS • 6-1 • 212 • Sr. • Chattanooga, Tenn. • Baylor</p> <ul style="list-style-type: none"> • Majoring in medicine, health and society • Career-high tying 10 tackles against Mississippi State and Tennessee • Forced first career fumble against South Carolina • Appeared in 11 games and started three in 2019 • Finished fourth on the team in total tackles (51) and solo stops (32) • Born and raised in Chattanooga, Tenn. 	<table border="1"> <thead> <tr> <th>TACKLES</th> <th>G</th> <th>UA</th> <th>A</th> <th>TOTAL</th> <th>TFL</th> <th>YDS</th> <th>PD</th> <th>FF</th> <th>FR</th> <th>BLKD</th> <th>QBH</th> </tr> </thead> <tbody> <tr> <td>2018</td> <td>4</td> <td>1</td> <td>0</td> <td>1</td> <td>0.0</td> <td>0</td> <td>0</td> <td>0</td> <td>0</td> <td>0</td> <td>0</td> </tr> <tr> <td>2019</td> <td>10</td> <td>32</td> <td>19</td> <td>51</td> <td>1.0</td> <td>1</td> <td>2</td> <td>0</td> <td>0</td> <td>0</td> <td>0</td> </tr> <tr> <td>2020</td> <td>7</td> <td>26</td> <td>16</td> <td>42</td> <td>1.0</td> <td>1</td> <td>3</td> <td>1</td> <td>0</td> <td>0</td> <td>0</td> </tr> <tr> <td>TOTAL</td> <td>21</td> <td>59</td> <td>35</td> <td>94</td> <td>2.0</td> <td>2</td> <td>5</td> <td>1</td> <td>0</td> <td>0</td> <td>0</td> </tr> </tbody> </table>	TACKLES	G	UA	A	TOTAL	TFL	YDS	PD	FF	FR	BLKD	QBH	2018	4	1	0	1	0.0	0	0	0	0	0	0	2019	10	32	19	51	1.0	1	2	0	0	0	0	2020	7	26	16	42	1.0	1	3	1	0	0	0	TOTAL	21	59	35	94	2.0	2	5	1	0	0	0
		TACKLES	G	UA	A	TOTAL	TFL	YDS	PD	FF	FR	BLKD	QBH																																																		
2018	4	1	0	1	0.0	0	0	0	0	0	0																																																				
2019	10	32	19	51	1.0	1	2	0	0	0	0																																																				
2020	7	26	16	42	1.0	1	3	1	0	0	0																																																				
TOTAL	21	59	35	94	2.0	2	5	1	0	0	0																																																				


S		<p>11 • JUSTIN HARRIS • 6-1 • 194 • Jr. • Attalla, Ala. • Etowah</p> <ul style="list-style-type: none"> • Undecided on major • Made first collegiate start against No. 20/17 LSU • Played in four games as a true freshman in 2019 • As reserve safety and special teams contributor, saw action in four contests • Father, Eddie, played football at Jacksonville State and Delta State • Served as the student government vice president at Etowah 	<table border="1"> <thead> <tr> <th>TACKLES</th> <th>G</th> <th>UA</th> <th>A</th> <th>TOTAL</th> <th>TFL</th> <th>YDS</th> <th>PD</th> <th>FF</th> <th>FR</th> <th>BLKD</th> <th>QBH</th> </tr> </thead> <tbody> <tr> <td>2019</td> <td>4</td> <td>0</td> <td>0</td> <td>0</td> <td>0.0</td> <td>0</td> <td>0</td> <td>0</td> <td>0</td> <td>0</td> <td>0</td> </tr> <tr> <td>2020</td> <td>9</td> <td>3</td> <td>6</td> <td>9</td> <td>0.0</td> <td>0</td> <td>1</td> <td>0</td> <td>0</td> <td>0</td> <td>0</td> </tr> <tr> <td>TOTAL</td> <td>13</td> <td>3</td> <td>6</td> <td>9</td> <td>0.0</td> <td>0</td> <td>1</td> <td>0</td> <td>0</td> <td>0</td> <td>0</td> </tr> </tbody> </table>	TACKLES	G	UA	A	TOTAL	TFL	YDS	PD	FF	FR	BLKD	QBH	2019	4	0	0	0	0.0	0	0	0	0	0	0	2020	9	3	6	9	0.0	0	1	0	0	0	0	TOTAL	13	3	6	9	0.0	0	1	0	0	0	0
		TACKLES	G	UA	A	TOTAL	TFL	YDS	PD	FF	FR	BLKD	QBH																																						
2019	4	0	0	0	0.0	0	0	0	0	0	0																																								
2020	9	3	6	9	0.0	0	1	0	0	0	0																																								
TOTAL	13	3	6	9	0.0	0	1	0	0	0	0																																								

S		<p>14 • MAX WORSHIP • 6-1 • 206 • Sr. • Fort Lauderdale, Fla. • Cardinal Gibbons</p> <ul style="list-style-type: none"> • Undecided on a major • Booked career-high eight tackles versus Ole Miss • Registered seven stops against South Carolina in first career start • 14 tackles with a year-best four against LSU in 2019 • Sister, Domonique, serves as an attorney for the NBA • Mother, Victoria, named one of South Florida's most influential black women in business and industry in 2017 	<table border="1"> <thead> <tr> <th>TACKLES</th> <th>G</th> <th>UA</th> <th>A</th> <th>TOTAL</th> <th>TFL</th> <th>YDS</th> <th>PD</th> <th>FF</th> <th>FR</th> <th>BLKD</th> <th>QBH</th> </tr> </thead> <tbody> <tr> <td>2018</td> <td>13</td> <td>3</td> <td>4</td> <td>7</td> <td>0.0</td> <td>0</td> <td>0</td> <td>0</td> <td>0</td> <td>0</td> <td>0</td> </tr> <tr> <td>2019</td> <td>9</td> <td>8</td> <td>6</td> <td>14</td> <td>0.0</td> <td>0</td> <td>0</td> <td>0</td> <td>0</td> <td>0</td> <td>0</td> </tr> <tr> <td>2020</td> <td>7</td> <td>15</td> <td>16</td> <td>31</td> <td>0.5</td> <td>0</td> <td>2</td> <td>0</td> <td>0</td> <td>0</td> <td>2</td> </tr> <tr> <td>TOTAL</td> <td>29</td> <td>26</td> <td>26</td> <td>52</td> <td>0.5</td> <td>0</td> <td>2</td> <td>0</td> <td>0</td> <td>0</td> <td>2</td> </tr> </tbody> </table>	TACKLES	G	UA	A	TOTAL	TFL	YDS	PD	FF	FR	BLKD	QBH	2018	13	3	4	7	0.0	0	0	0	0	0	0	2019	9	8	6	14	0.0	0	0	0	0	0	0	2020	7	15	16	31	0.5	0	2	0	0	0	2	TOTAL	29	26	26	52	0.5	0	2	0	0	0	2
		TACKLES	G	UA	A	TOTAL	TFL	YDS	PD	FF	FR	BLKD	QBH																																																		
2018	13	3	4	7	0.0	0	0	0	0	0	0																																																				
2019	9	8	6	14	0.0	0	0	0	0	0	0																																																				
2020	7	15	16	31	0.5	0	2	0	0	0	2																																																				
TOTAL	29	26	26	52	0.5	0	2	0	0	0	2																																																				

STUDENT-ATHLETE PROFILES

K		<p>37 • PIERSON COOKE • 6-0 • 194 • Sr. • Bloomfield Hills, Mich. • Cranbrook-Kingswood</p> <ul style="list-style-type: none"> • Majoring in political science • Primary kickoff specialist and has handled some place kicks • Career-long 41-yard field goal at Mississippi State • Connected on his first career field goal attempt from 33 yards • Kicked off 23 times for 1,402 yards (61.0 yards/kickoff) • Appeared in nine games as a kickoff specialist in 2019 	<table border="1"> <thead> <tr> <th>FIELD GOALS</th> <th>G</th> <th>FGM-FGA</th> <th>%</th> <th>1-29</th> <th>30-39</th> <th>40-49</th> <th>50+</th> <th>LG</th> <th>PAT</th> </tr> </thead> <tbody> <tr> <td>2020</td> <td>8</td> <td>4-9</td> <td>44.4</td> <td>1-3</td> <td>2-2</td> <td>1-2</td> <td>0-2</td> <td>41</td> <td>9-9</td> </tr> <tr> <td>TOTAL</td> <td>8</td> <td>4-9</td> <td>44.4</td> <td>1-3</td> <td>2-2</td> <td>1-2</td> <td>0-2</td> <td>41</td> <td>9-9</td> </tr> </tbody> </table>	FIELD GOALS	G	FGM-FGA	%	1-29	30-39	40-49	50+	LG	PAT	2020	8	4-9	44.4	1-3	2-2	1-2	0-2	41	9-9	TOTAL	8	4-9	44.4	1-3	2-2	1-2	0-2	41	9-9
		FIELD GOALS	G	FGM-FGA	%	1-29	30-39	40-49	50+	LG	PAT																						
2020	8	4-9	44.4	1-3	2-2	1-2	0-2	41	9-9																								
TOTAL	8	4-9	44.4	1-3	2-2	1-2	0-2	41	9-9																								

P		<p>95 • HARRISON SMITH • 5-10 • 188 • Sr. • Franklin, Tenn. • Brentwood Academy</p> <ul style="list-style-type: none"> • Majoring in biological sciences, and classical and Mediterranean studies • Averaging 41.0 yards a kick in 2020 with 18 downed inside the opponent 20-yard line • Downed four of his six punts inside the 20-yard line against No. 6/5 Florida • Dropped 12 of his last 22 punts inside the 20-yard line • Class salutatorian • Lettered in football, wrestling, tennis and track and field at Brentwood 	<table border="1"> <thead> <tr> <th>PUNTING</th> <th>G</th> <th>NO</th> <th>YARDS</th> <th>AVG.</th> <th>LONG</th> <th>I-20</th> <th>50+</th> </tr> </thead> <tbody> <tr> <td>2019</td> <td>12</td> <td>77</td> <td>3,313</td> <td>43.0</td> <td>66</td> <td>31</td> <td>16</td> </tr> <tr> <td>2020</td> <td>8</td> <td>46</td> <td>1,887</td> <td>41.0</td> <td>56</td> <td>18</td> <td>13</td> </tr> <tr> <td>TOTAL</td> <td>20</td> <td>123</td> <td>5,200</td> <td>42.3</td> <td>66</td> <td>49</td> <td>29</td> </tr> </tbody> </table>	PUNTING	G	NO	YARDS	AVG.	LONG	I-20	50+	2019	12	77	3,313	43.0	66	31	16	2020	8	46	1,887	41.0	56	18	13	TOTAL	20	123	5,200	42.3	66	49	29
		PUNTING	G	NO	YARDS	AVG.	LONG	I-20	50+																										
2019	12	77	3,313	43.0	66	31	16																												
2020	8	46	1,887	41.0	56	18	13																												
TOTAL	20	123	5,200	42.3	66	49	29																												

P		<p>36 • JARED WHEATLEY • 6-1 • 190 • Jr. • Indian Trail, N.C. • Porter Ridge</p> <ul style="list-style-type: none"> • Undecided on major • Made debut against Ole Miss, punting five times for 33.2 yards/punt • Downed four balls inside the Rebel 20-yard line • Long punt covered 55 yards versus Ole Miss • 2018 South Charlotte Punter of the Year • Away from football, enjoys fishing, golfing, snow skiing and hiking 	<table border="1"> <thead> <tr> <th>PUNTING</th> <th>G</th> <th>NO</th> <th>YARDS</th> <th>AVG.</th> <th>LONG</th> <th>I-20</th> <th>50+</th> </tr> </thead> <tbody> <tr> <td>2020</td> <td>1</td> <td>5</td> <td>166</td> <td>33.2</td> <td>55</td> <td>4</td> <td>1</td> </tr> <tr> <td>TOTAL</td> <td>1</td> <td>5</td> <td>166</td> <td>33.2</td> <td>55</td> <td>4</td> <td>1</td> </tr> </tbody> </table>	PUNTING	G	NO	YARDS	AVG.	LONG	I-20	50+	2020	1	5	166	33.2	55	4	1	TOTAL	1	5	166	33.2	55	4	1
		PUNTING	G	NO	YARDS	AVG.	LONG	I-20	50+																		
2020	1	5	166	33.2	55	4	1																				
TOTAL	1	5	166	33.2	55	4	1																				