



Officials: Doug Shows, Byron Jarrett, K.B. Burdett

Vanderbilt - 63

Record: 9-16

| NO.           | Name                  | F/G | 3P    | FT   | Rebounds |       |       | Fouls |    | TP | AS | TO | ST | Blocks |    | +/- |    |     |    |
|---------------|-----------------------|-----|-------|------|----------|-------|-------|-------|----|----|----|----|----|--------|----|-----|----|-----|----|
|               |                       |     |       |      | M-A      | M-A   | M-A   | OR    | DR |    |    |    |    | TOT    | PF |     | FD | BS  | BA |
| 15            | Clevon Brown          | F   | 25:38 | 3-4  | 1-2      | 0-0   | 1     | 6     | 7  | 2  | 1  | 7  | 0  | 1      | 1  | 3   | 0  | 7   |    |
| 2             | Scotty Pippen Jr.     | G   | 37:25 | 6-19 | 1-7      | 10-10 | 2     | 1     | 3  | 2  | 10 | 23 | 4  | 4      | 0  | 0   | 1  | -4  |    |
| 3             | Maxwell Evans         | G   | 29:37 | 2-7  | 0-4      | 0-0   | 0     | 4     | 4  | 0  | 0  | 4  | 2  | 0      | 3  | 0   | 0  | -14 |    |
| 4             | Jordan Wright         | G   | 21:30 | 0-4  | 0-1      | 0-0   | 1     | 3     | 4  | 4  | 0  | 0  | 2  | 0      | 2  | 0   | 0  | -1  |    |
| 5             | D.J. Harvey           | G   | 33:07 | 5-9  | 2-5      | 0-0   | 0     | 5     | 5  | 1  | 0  | 12 | 1  | 0      | 1  | 0   | 0  | -2  |    |
| 10            | Myles Stute           |     | 12:04 | 0-2  | 0-2      | 2-2   | 0     | 2     | 2  | 2  | 1  | 2  | 0  | 0      | 0  | 0   | 0  | 1   |    |
| 12            | Trey Thomas           |     | 20:04 | 4-8  | 4-7      | 0-0   | 0     | 1     | 1  | 4  | 0  | 12 | 0  | 2      | 0  | 0   | 1  | 0   |    |
| 42            | Quentin Millora-Brown |     | 09:13 | 0-1  | 0-0      | 0-0   | 2     | 1     | 3  | 1  | 2  | 0  | 1  | 0      | 0  | 0   | 0  | -5  |    |
| 13            | Issac McBride         |     | 06:23 | 1-3  | 1-3      | 0-0   | 0     | 0     | 0  | 0  | 0  | 3  | 0  | 1      | 0  | 0   | 0  | -2  |    |
| 34            | Akeem Odusipe         |     | 04:59 | 0-0  | 0-0      | 0-0   | 0     | 0     | 0  | 0  | 0  | 0  | 0  | 1      | 0  | 0   | 0  | -10 |    |
| Team          |                       |     |       |      |          |       |       | 0     | 0  | 0  |    | 0  |    |        |    |     |    |     |    |
| <b>Totals</b> |                       |     |       |      | 21-57    | 9-31  | 12-12 | 6     | 23 | 29 | 16 | 14 | 63 | 10     | 9  | 7   | 3  | 2   | -6 |

| Shooting By Period |       |        |
|--------------------|-------|--------|
| 1st FG%            | 8-25  | 32.0%  |
| 3PT%               | 3-15  | 20.0%  |
| FT%                | 3-3   | 100%   |
| 2nd FG%            | 13-32 | 40.6%  |
| 3PT%               | 6-16  | 37.5%  |
| FT%                | 9-9   | 100%   |
| GM FG%             | 21-57 | 36.8%  |
| 3PT%               | 9-31  | 29.0%  |
| FT%                | 12-12 | 100.0% |

Dead Ball Rebounds: 0, 0

Technical Fouls::NONE

Florida - 69

Record: 14-8

| NO.           | Name              | F/G | 3P    | FT   | Rebounds |      |       | Fouls |    | TP | AS | TO | ST | Blocks |    | +/- |    |    |    |
|---------------|-------------------|-----|-------|------|----------|------|-------|-------|----|----|----|----|----|--------|----|-----|----|----|----|
|               |                   |     |       |      | M-A      | M-A  | M-A   | OR    | DR |    |    |    |    | TOT    | PF |     | FD | BS | BA |
| 2             | Samson Ruzhentsev | F   | 14:59 | 1-5  | 0-4      | 0-0  | 0     | 2     | 2  | 0  | 1  | 2  | 1  | 2      | 0  | 0   | 0  | -5 |    |
| 4             | Anthony Duruji    | F   | 27:01 | 4-7  | 0-0      | 0-1  | 2     | 4     | 6  | 2  | 2  | 8  | 0  | 1      | 1  | 0   | 1  | -6 |    |
| 12            | Colin Castleton   | F   | 29:06 | 3-5  | 0-0      | 0-2  | 2     | 6     | 8  | 0  | 2  | 6  | 1  | 3      | 2  | 2   | 1  | 0  |    |
| 1             | Tre Mann          | G   | 31:56 | 7-12 | 1-3      | 7-8  | 1     | 6     | 7  | 2  | 5  | 22 | 6  | 2      | 1  | 0   | 0  | 5  |    |
| 10            | Noah Locke        | G   | 25:07 | 5-12 | 3-8      | 0-0  | 0     | 1     | 1  | 1  | 1  | 13 | 1  | 2      | 0  | 0   | 0  | 4  |    |
| 44            | Niels Lane        |     | 08:39 | 0-1  | 0-0      | 0-0  | 0     | 0     | 0  | 0  | 0  | 0  | 0  | 0      | 0  | 0   | 0  | 5  |    |
| 5             | Omar Payne        |     | 09:56 | 2-2  | 0-0      | 1-1  | 1     | 1     | 2  | 3  | 1  | 5  | 0  | 0      | 0  | 0   | 0  | 4  |    |
| 15            | Osayi Osifo       |     | 12:57 | 0-0  | 0-0      | 0-0  | 0     | 2     | 2  | 2  | 0  | 0  | 1  | 0      | 0  | 0   | 0  | 11 |    |
| 22            | Tyree Appleby     |     | 23:28 | 3-8  | 2-4      | 4-4  | 0     | 1     | 1  | 2  | 3  | 12 | 4  | 1      | 0  | 0   | 1  | 6  |    |
| 23            | Scottie Lewis     |     | 15:53 | 0-1  | 0-0      | 1-2  | 2     | 2     | 4  | 1  | 1  | 1  | 1  | 1      | 0  | 0   | 0  | 4  |    |
| 33            | Jason Jitoboh     |     | 00:58 | 0-0  | 0-0      | 0-0  | 0     | 0     | 0  | 1  | 0  | 0  | 0  | 0      | 0  | 0   | 0  | 2  |    |
| Team          |                   |     |       |      |          |      |       | 1     | 4  | 5  |    | 0  |    |        |    |     |    |    |    |
| <b>Totals</b> |                   |     |       |      | 25-53    | 6-19 | 13-18 | 9     | 29 | 38 | 14 | 16 | 69 | 15     | 12 | 4   | 2  | 3  | 6  |

| Shooting By Period |       |       |
|--------------------|-------|-------|
| 1st FG%            | 15-28 | 53.6% |
| 3PT%               | 3-9   | 33.3% |
| FT%                | 1-1   | 100%  |
| 2nd FG%            | 10-25 | 40.0% |
| 3PT%               | 3-10  | 30.0% |
| FT%                | 12-17 | 70.6% |
| GM FG%             | 25-53 | 47.2% |
| 3PT%               | 6-19  | 31.6% |
| FT%                | 13-18 | 72.2% |

Dead Ball Rebounds: 1, 1

Technical Fouls::NONE

|                  | VU            | FLA           |
|------------------|---------------|---------------|
| Biggest lead     | 3 (1st 19:10) | 12 (1st 0:36) |
| Best Scoring Run | 11 (2nd 8:39) | 8 (1st 10:17) |
| Lead Changes     | 7             |               |
| Times Tied       | 6             |               |
| Time with Lead   | 03:54         | 31:49         |

| Points from   | VU | FLA |
|---------------|----|-----|
| Turnovers     | 14 | 7   |
| Paint         | 18 | 34  |
| Second Chance | 6  | 8   |
| Fast Breaks   | 4  | 7   |
| Bench         | 17 | 18  |

|     | Period by Period Scoring |     |     |
|-----|--------------------------|-----|-----|
|     | 1st                      | 2nd | TOT |
| VU  | 22                       | 41  | 63  |
| FLA | 34                       | 35  | 69  |



**Vanderbilt at Florida**

03/11/21 Bridgestone Arena, Nashville, Tenn.  
2020-21 Men's Basketball Tournament

**Game Time:** 1:28 PM  
**Game Duration:** 1:53  
**Attendance:** 1,733

**Officials:** Doug Shows, Byron Jarrett, K.B. Burdett

**Period 1**

**Quarter Starters:**

|            |                 |                |            |            |                |
|------------|-----------------|----------------|------------|------------|----------------|
| <b>FLA</b> | 1 Mann T        | 2 Ruzhentsev S | 4 Duruji A | 10 Locke N | 12 Castleton C |
| <b>VU</b>  | 2 Phippen Jr. S | 3 Evans M      | 4 Wright J | 5 Harvey D | 15 Brown C     |

| Game Time | FLA   | Score      | Diff      | VU  |
|-----------|---|------------|-----------|---|
| 20:00     | 12 CASTLETON C jumpball won   |            |           | 15 BROWN C jumpball lost  |
| 19:38     | 2 RUZHENTSEV S turnover bad pass (1)                                    |            |           | 3 EVANS M steal (1)   |
| 19:10     | 10 LOCKE N foul shooting (1 - 1)  |            |           | 2 PIPPEN JR. S foul drawn (1)   |
| 19:10     |   | <b>0-1</b> | <b>-1</b> | 2 PIPPEN JR. S free throw 1 - 3 made (1)                                |
| 19:10     |   | <b>0-2</b> | <b>-2</b> | 2 PIPPEN JR. S free throw 2 - 3 made (2)                                |
| 19:10     | 10 LOCKE N substitution out   |            |           |   |
| 19:10     | 44 LANE N substitution in   |            |           |   |
| 19:10     |   | <b>0-3</b> | <b>-3</b> | 2 PIPPEN JR. S free throw 3 - 3 made (3)                                |
| 18:57     | 2 RUZHENTSEV S turnover travel (2)                                      |            |           |   |
| 18:43     |   |            |           | 2 PIPPEN JR. S turnover bad pass (1)                                    |
| 18:25     | 1 MANN T 2pt FG from turnover in the paint, floating jump shot made (2) | <b>2-3</b> | <b>-1</b> |   |
| 17:58     |   |            |           | 5 HARVEY D 3pt FG , jump shot missed                                    |
| 17:55     | 1 MANN T defensive rebound (1)  |            |           |   |
| 17:48     | 2 RUZHENTSEV S 3pt FG , jump shot missed                                |            |           |   |
| 17:43     |   |            |           | 3 EVANS M defensive rebound (1)   |
| 17:23     |   |            |           | 3 EVANS M 3pt FG , jump shot missed                                     |
| 17:18     | 12 CASTLETON C defensive rebound (1)                                    |            |           |   |
| 17:10     | 1 MANN T 2pt FG in the paint, layup made (4)                            | <b>4-3</b> | <b>1</b>  |   |
| 16:52     | 2 RUZHENTSEV S foul drawn (1)   |            |           | 2 PIPPEN JR. S foul offensive (1 - 1)                                   |
| 16:52     |   |            |           | 2 PIPPEN JR. S turnover offensive (2)                                   |
| 16:30     | 4 DURUJI A turnover lost ball (1)                                       |            |           | 4 WRIGHT J steal (1)  |
| 16:25     |   |            |           | 2 PIPPEN JR. S 2pt FG from turnover in the paint, driving layup blocked |
| 16:25     | 12 CASTLETON C block (1)  |            |           |   |
| 16:25     | 2 RUZHENTSEV S defensive rebound (1)                                    |            |           |   |
| 16:17     | 4 DURUJI A 2pt FG in the paint, dunk, missed                            |            |           |   |
| 16:12     |   |            |           | 4 WRIGHT J defensive rebound (1)  |
| 16:03     |   |            |           | 5 HARVEY D 3pt FG , jump shot missed                                    |
| 15:58     | 2 RUZHENTSEV S defensive rebound (2)                                    |            |           |   |
| 15:54     | 12 CASTLETON C 2pt FG in the paint, dunk, made (2)                      | <b>6-3</b> | <b>3</b>  |   |
| 15:54     | 1 MANN T assist (1)   |            |           |   |
| 15:28     |   | <b>6-5</b> | <b>1</b>  | 15 BROWN C 2pt FG in the paint, dunk, made (2)                          |
| 15:28     |   |            |           | 3 EVANS M assist (1)  |
| 15:03     | 1 MANN T 2pt FG in the paint, driving layup missed                      |            |           |   |
| 14:59     |   |            |           | 3 EVANS M defensive rebound (2)   |
| 14:53     |   | <b>6-8</b> | <b>-2</b> | 15 BROWN C 3pt FG , jump shot made (5)                                  |
| 14:53     |   |            |           | 3 EVANS M assist (2)  |
| 14:24     | 12 CASTLETON C 2pt FG in the paint, layup made (4)                      | <b>8-8</b> | <b>0</b>  |   |
| 14:07     |   |            |           | 4 WRIGHT J 3pt FG , jump shot missed                                    |
| 14:04     | 4 DURUJI A defensive rebound (1)  |            |           |   |
| 14:00     | Timeout media   |            |           |   |
| 14:00     | 4 DURUJI A substitution out   |            |           |   |
| 14:00     | 12 CASTLETON C substitution out   |            |           |   |



**Vanderbilt at Florida**

03/11/21 Bridgestone Arena, Nashville, Tenn.  
2020-21 Men's Basketball Tournament

**Game Time:** 1:28 PM  
**Game Duration:** 1:53  
**Attendance:** 1,733

**Officials:** Doug Shows, Byron Jarrett, K.B. Burdett

| Game Time | FLA   | Score        | Diff      | VU   |
|-----------|---|--------------|-----------|--|
| 14:00     | 5 PAYNE O substitution in                                 |              |           |  |
| 14:00     | 15 OSIFO O substitution in                                |              |           |  |
| 14:00     |   |              |           | 3 EVANS M substitution out                     |
| 14:00     |   |              |           | 5 HARVEY D substitution out                    |
| 14:00     |   |              |           | 15 BROWN C substitution out                    |
| 14:00     |   |              |           | 10 STUTE M substitution in                     |
| 14:00     |   |              |           | 12 THOMAS T substitution in                    |
| 14:00     |   |              |           | 42 MILLORA-BROWN Q substitution in             |
| 13:46     | 44 LANE N 2pt FG in the paint, layup missed               |              |           |  |
| 13:43     |   |              |           | 42 MILLORA-BROWN Q defensive rebound (1)       |
| 13:31     |   |              |           | 2 PIPPEN JR. S 3pt FG , jump shot missed       |
| 13:26     | defensive rebound (6)                                     |              |           |  |
| 13:21     | 1 MANN T foul drawn (1)                                   |              |           | 10 STUTE M foul personal (1 - 2)               |
| 13:06     | 1 MANN T 2pt FG in the paint, layup missed                |              |           |  |
| 13:03     |   |              |           | 4 WRIGHT J defensive rebound (2)               |
| 12:40     |   | <b>8-11</b>  | <b>-3</b> | 12 THOMAS T 3pt FG , jump shot made (3)        |
| 12:40     |   |              |           | 4 WRIGHT J assist (1)                          |
| 12:23     | 5 PAYNE O 2pt FG in the paint, dunk, made (2)             | <b>10-11</b> | <b>-1</b> |  |
| 12:23     | 15 OSIFO O assist (1)                                     |              |           |  |
| 12:23     | 5 PAYNE O foul drawn (1)                                  |              |           | 42 MILLORA-BROWN Q foul shooting (1 - 3)       |
| 12:23     | 1 MANN T substitution out                                 |              |           |  |
| 12:23     | 2 RUZHENTSEV S substitution out                           |              |           |  |
| 12:23     | 10 LOCKE N substitution in                                |              |           |  |
| 12:23     | 22 APPLEBY T substitution in                              |              |           |  |
| 12:23     | 5 PAYNE O free throw 1 - 1 made (3)                       | <b>11-11</b> | <b>0</b>  |  |
| 11:53     |   |              |           | 2 PIPPEN JR. S turnover bad pass (3)           |
| 11:53     | Timeout media   |              |           |  |
| 11:53     |   |              |           | 2 PIPPEN JR. S substitution out                |
| 11:53     |   |              |           | 4 WRIGHT J substitution out                    |
| 11:53     |   |              |           | 3 EVANS M substitution in                      |
| 11:53     |   |              |           | 13 MCBRIDE I substitution in                   |
| 11:41     | 10 LOCKE N 3pt FG from turnover, jump shot made (3)       | <b>14-11</b> | <b>3</b>  |  |
| 11:41     | 22 APPLEBY T assist (1)                                   |              |           |  |
| 11:10     | 22 APPLEBY T foul personal (1 - 2)                        |              |           | 42 MILLORA-BROWN Q foul drawn (1)              |
| 10:42     |   |              |           | 3 EVANS M 3pt FG , jump shot missed            |
| 10:38     | 5 PAYNE O defensive rebound (1)                           |              |           |  |
| 10:35     | 10 LOCKE N 3pt FG , jump shot missed                      |              |           |  |
| 10:32     |   |              |           | 10 STUTE M defensive rebound (1)               |
| 10:31     | 15 OSIFO O foul personal (1 - 3)                          |              |           | 42 MILLORA-BROWN Q foul drawn (2)              |
| 10:31     | 5 PAYNE O substitution out                                |              |           |  |
| 10:31     | 44 LANE N substitution out                                |              |           |  |
| 10:31     | 12 CASTLETON C substitution in                            |              |           |  |
| 10:31     | 23 LEWIS S substitution in                                |              |           |  |
| 10:23     |   |              |           | 12 THOMAS T 2pt FG in the paint, layup blocked |
| 10:23     | 12 CASTLETON C block (2)                                  |              |           |  |
| 10:19     | 12 CASTLETON C defensive rebound (2)                      |              |           |  |
| 10:17     | 10 LOCKE N 2pt FG fast break in the paint, dunk, made (5) | <b>16-11</b> | <b>5</b>  |  |
| 10:17     | 22 APPLEBY T assist (2)                                   |              |           |  |
| 09:55     | 12 CASTLETON C steal (1)                                  |              |           | 13 MCBRIDE I turnover lost ball (1)            |



**Vanderbilt at Florida**

03/11/21 Bridgestone Arena, Nashville, Tenn.  
2020-21 Men's Basketball Tournament

**Game Time:** 1:28 PM  
**Game Duration:** 1:53  
**Attendance:** 1,733

**Officials:** Doug Shows, Byron Jarrett, K.B. Burdett

| Game Time | FLA  | Score        | Diff     | VU   |
|-----------|--|--------------|----------|--|
| 09:50     | 12 CASTLETON C turnover bad pass (1)                                       |              |          | 3 EVANS M steal (2)  |
| 09:43     |  | <b>16-14</b> | <b>2</b> | 13 MCBRIDE I 3pt FG from turnover, jump shot made (3)                |
| 09:43     |  |              |          | 42 MILLORA-BROWN Q assist (1)  |
| 09:18     | 10 LOCKE N turnover bad pass (1)   |              |          |  |
| 09:18     | 10 LOCKE N substitution out  |              |          |  |
| 09:18     | 12 CASTLETON C substitution out  |              |          |  |
| 09:18     | 1 MANN T substitution in   |              |          |  |
| 09:18     | 5 PAYNE O substitution in  |              |          |  |
| 09:18     |  |              |          | 12 THOMAS T substitution out   |
| 09:18     |  |              |          | 42 MILLORA-BROWN Q substitution out                                  |
| 09:18     |  |              |          | 2 PIPPEN JR. S substitution in                                       |
| 09:18     |  |              |          | 15 BROWN C substitution in   |
| 09:07     |  | <b>16-16</b> | <b>0</b> | 2 PIPPEN JR. S 2pt FG from turnover in the paint, jump shot made (5) |
| 08:51     | 22 APPLEBY T 2pt FG in the paint, layup blocked                            |              |          |  |
| 08:51     |  |              |          | 15 BROWN C block (1)   |
| 08:51     | offensive rebound (9)  |              |          |  |
| 08:51     | 5 PAYNE O substitution out   |              |          |  |
| 08:51     | 15 OSIFO O substitution out  |              |          |  |
| 08:51     | 4 DURUJI A substitution in   |              |          |  |
| 08:51     | 33 JITOBOH J substitution in   |              |          |  |
| 08:45     | 1 MANN T 2pt FG second chance outside the paint, floating jump shot missed |              |          |  |
| 08:41     | 23 LEWIS S offensive rebound (1)   |              |          |  |
| 08:33     | 1 MANN T 3pt FG second chance, jump shot missed                            |              |          |  |
| 08:27     |  |              |          | 3 EVANS M defensive rebound (3)                                      |
| 08:26     |  |              |          | 13 MCBRIDE I 3pt FG , jump shot missed                               |
| 08:23     | 4 DURUJI A defensive rebound (2)   |              |          |  |
| 08:06     | 4 DURUJI A 2pt FG in the paint, layup made (2)                             | <b>18-16</b> | <b>2</b> |  |
| 08:06     | 1 MANN T assist (2)  |              |          |  |
| 07:53     | 33 JITOBOH J foul personal (1 - 4)   |              |          | 2 PIPPEN JR. S foul drawn (2)  |
| 07:53     | Timeout media  |              |          |  |
| 07:53     | 22 APPLEBY T substitution out  |              |          |  |
| 07:53     | 33 JITOBOH J substitution out  |              |          |  |
| 07:53     | 5 PAYNE O substitution in  |              |          |  |
| 07:53     | 10 LOCKE N substitution in   |              |          |  |
| 07:53     |  |              |          | 10 STUTE M substitution out  |
| 07:53     |  |              |          | 5 HARVEY D substitution in   |
| 07:42     | 5 PAYNE O foul personal (1 - 5)  |              |          | 2 PIPPEN JR. S foul drawn (3)  |
| 07:23     |  |              |          | 2 PIPPEN JR. S 3pt FG , jump shot missed                             |
| 07:19     | 23 LEWIS S defensive rebound (2)   |              |          |  |
| 07:13     | 4 DURUJI A 2pt FG in the paint, layup made (4)                             | <b>20-16</b> | <b>4</b> |  |
| 07:13     | 23 LEWIS S assist (1)  |              |          |  |
| 06:48     |  | <b>20-18</b> | <b>2</b> | 5 HARVEY D 2pt FG outside the paint, jump shot made (2)              |
| 06:29     | 23 LEWIS S 2pt FG outside the paint, jump shot missed                      |              |          |  |
| 06:25     | 4 DURUJI A offensive rebound (3)   |              |          |  |
| 06:25     | 4 DURUJI A 2pt FG second chance in the paint, layup made (6)               | <b>22-18</b> | <b>4</b> |  |
| 06:04     |  |              |          | 13 MCBRIDE I 3pt FG , jump shot missed                               |
| 06:00     | 4 DURUJI A defensive rebound (4)   |              |          |  |
| 05:40     | 10 LOCKE N foul drawn (1)  |              |          | 5 HARVEY D foul personal (1 - 4)                                     |



**Vanderbilt at Florida**

03/11/21 Bridgestone Arena, Nashville, Tenn.  
2020-21 Men's Basketball Tournament

**Game Time:** 1:28 PM  
**Game Duration:** 1:53  
**Attendance:** 1,733

**Officials:** Doug Shows, Byron Jarrett, K.B. Burdett

| Game Time | FLA   | Score        | Diff     | VU  |
|-----------|---|--------------|----------|---|
| 05:40     | 5 PAYNE O substitution out                                  |              |          |   |
| 05:40     | 23 LEWIS S substitution out                                 |              |          |   |
| 05:40     | 2 RUZHENTSEV S substitution in                              |              |          |   |
| 05:40     | 12 CASTLETON C substitution in                              |              |          |   |
| 05:40     |   |              |          | 15 BROWN C substitution out   |
| 05:40     |   |              |          | 4 WRIGHT J substitution in  |
| 05:34     | 12 CASTLETON C turnover lost ball (2)                       |              |          | 3 EVANS M steal (3)   |
| 05:30     |   | <b>22-20</b> | <b>2</b> | 3 EVANS M 2pt FG fast break from turnover in the paint, layup made (2)        |
| 05:30     | Timeout 30 Sec  |              |          |   |
| 05:30     |   |              |          | 13 MCBRIDE I substitution out   |
| 05:30     |   |              |          | 34 ODUSIPE A substitution in  |
| 05:06     | 2 RUZHENTSEV S 2pt FG outside the paint, jump shot made (2) | <b>24-20</b> | <b>4</b> |   |
| 05:06     | 1 MANN T assist (3)   |              |          |   |
| 04:36     |   |              |          | 4 WRIGHT J 2pt FG in the paint, driving layup missed                          |
| 04:33     | 12 CASTLETON C defensive rebound (3)                        |              |          |   |
| 04:26     | 1 MANN T 2pt FG in the paint, floating jump shot made (6)   | <b>26-20</b> | <b>6</b> |   |
| 03:59     | 12 CASTLETON C steal (2)                                    |              |          | 34 ODUSIPE A turnover lost ball (1)   |
| 03:53     | 2 RUZHENTSEV S 3pt FG from turnover, jump shot missed       |              |          |   |
| 03:50     |   |              |          | 5 HARVEY D defensive rebound (1)  |
| 03:39     |   |              |          | 3 EVANS M 3pt FG , jump shot missed   |
| 03:33     |   |              |          | 4 WRIGHT J offensive rebound (3)  |
| 03:30     |   | <b>26-22</b> | <b>4</b> | 2 PIPPEN JR. S 2pt FG second chance in the paint, floating jump shot made (7) |
| 03:01     | 2 RUZHENTSEV S 3pt FG , jump shot missed                    |              |          |   |
| 02:57     |   |              |          | 3 EVANS M defensive rebound (4)   |
| 02:49     |   |              |          | 4 WRIGHT J 2pt FG in the paint, layup missed                                  |
| 02:48     | 12 CASTLETON C defensive rebound (4)                        |              |          |   |
| 02:48     | 12 CASTLETON C foul drawn (1)                               |              |          | 4 WRIGHT J foul personal (1 - 5)  |
| 02:48     |   |              |          | Timeout media   |
| 02:48     | 1 MANN T substitution out                                   |              |          |   |
| 02:48     | 4 DURUJI A substitution out                                 |              |          |   |
| 02:48     | 10 LOCKE N substitution out                                 |              |          |   |
| 02:48     | 15 OSIFO O substitution in                                  |              |          |   |
| 02:48     | 22 APPLEBY T substitution in                                |              |          |   |
| 02:48     | 23 LEWIS S substitution in                                  |              |          |   |
| 02:25     | 22 APPLEBY T 2pt FG in the paint, jump shot made (2)        | <b>28-22</b> | <b>6</b> |   |
| 01:51     |   |              |          | 2 PIPPEN JR. S 3pt FG , jump shot missed                                      |
| 01:51     | defensive dead ball rebound (1)                             |              |          |   |
| 01:51     | 2 RUZHENTSEV S substitution out                             |              |          |   |
| 01:51     | 23 LEWIS S substitution out                                 |              |          |   |
| 01:51     | 1 MANN T substitution in                                    |              |          |   |
| 01:51     | 10 LOCKE N substitution in                                  |              |          |   |
| 01:41     | 10 LOCKE N 3pt FG , jump shot missed                        |              |          |   |
| 01:37     |   |              |          | 5 HARVEY D defensive rebound (2)  |
| 01:23     |   |              |          | 5 HARVEY D 2pt FG outside the paint, jump shot missed                         |
| 01:20     | 1 MANN T defensive rebound (2)                              |              |          |   |
| 01:13     | 10 LOCKE N 3pt FG , jump shot made (8)                      | <b>31-22</b> | <b>9</b> |   |
| 01:13     | 22 APPLEBY T assist (3)                                     |              |          |   |
| 00:52     |   |              |          | 3 EVANS M 3pt FG , jump shot missed   |



Official Basketball Play by Play - First Half

### Vanderbilt at Florida

03/11/21 Bridgestone Arena, Nashville, Tenn.  
2020-21 Men's Basketball Tournament

Game Time: 1:28 PM

Game Duration: 1:53

Attendance: 1,733

Officials: Doug Shows, Byron Jarrett, K.B. Burdett

| Game Time            | FLA                                     | Score | Diff | VU                                   |
|----------------------|---|-------|------|--------------------------------------|
| 00:48                | 15 OSIFO O defensive rebound (1)        |       |      |                                      |
| 00:36                | 10 LOCKE N 3pt FG , jump shot made (11) | 34-22 | 12   |                                      |
| 00:36                | 1 MANN T assist (4)                     |       |      |                                      |
| 00:31                |   |       |      | Timeout 30 Sec                       |
| 00:31                |   |       |      | 34 ODUSIPE A substitution out        |
| 00:31                |   |       |      | 15 BROWN C substitution in           |
| 00:24                |   |       |      | 2 PIPPEN JR. S turnover bad pass (4) |
| 00:03                | 22 APPLEBY T turnover lost ball (1)     |       |      | 4 WRIGHT J steal (2)                 |
| <b>END OF PERIOD</b> |   |       |      |                                      |
| <b>FLA 34-22 VU</b>  |   |       |      |                                      |



**Vanderbilt at Florida**

03/11/21 Bridgestone Arena, Nashville, Tenn.  
2020-21 Men's Basketball Tournament

Game Time: 1:28 PM  
Game Duration: 1:53  
Attendance: 1,733

Officials: Doug Shows, Byron Jarrett, K.B. Burdett

**Vanderbilt - 22**

| NO.           | Name                  | F/G | Min   | FG   |      |     | Rebounds |    |     | Fouls |    | TP | AS | TO | ST | Blocks |    | +/- |
|---------------|-----------------------|-----|-------|------|------|-----|----------|----|-----|-------|----|----|----|----|----|--------|----|-----|
|               |                       |     |       | M-A  | M-A  | M-A | OR       | DR | TOT | PF    | FD |    |    |    |    | BS     | BA |     |
| 15            | Clevon Brown          | F   | 10:09 | 2-2  | 1-1  | 0-0 | 0        | 0  | 0   | 0     | 0  | 5  | 0  | 0  | 0  | 1      | 0  | -2  |
| 2             | Scotty Pippen Jr.     | G   | 17:25 | 2-6  | 0-3  | 3-3 | 0        | 0  | 0   | 1     | 3  | 7  | 0  | 4  | 0  | 0      | 1  | -10 |
| 3             | Maxwell Evans         | G   | 17:53 | 1-5  | 0-4  | 0-0 | 0        | 4  | 4   | 0     | 0  | 2  | 2  | 0  | 3  | 0      | 0  | -12 |
| 4             | Jordan Wright         | G   | 13:47 | 0-3  | 0-1  | 0-0 | 1        | 2  | 3   | 1     | 0  | 0  | 1  | 0  | 2  | 0      | 0  | -8  |
| 5             | D.J. Harvey           | G   | 13:53 | 1-4  | 0-2  | 0-0 | 0        | 2  | 2   | 1     | 0  | 2  | 0  | 0  | 0  | 0      | 0  | -10 |
| 10            | Myles Stute           |     | 06:07 | 0-0  | 0-0  | 0-0 | 0        | 1  | 1   | 1     | 0  | 0  | 0  | 0  | 0  | 0      | 0  | -2  |
| 12            | Trey Thomas           |     | 04:42 | 1-2  | 1-1  | 0-0 | 0        | 0  | 0   | 0     | 0  | 3  | 0  | 0  | 0  | 0      | 1  | -2  |
| 42            | Quentin Millora-Brown |     | 04:42 | 0-0  | 0-0  | 0-0 | 0        | 1  | 1   | 1     | 2  | 0  | 1  | 0  | 0  | 0      | 0  | -2  |
| 13            | Issac McBride         |     | 06:23 | 1-3  | 1-3  | 0-0 | 0        | 0  | 0   | 0     | 0  | 3  | 0  | 1  | 0  | 0      | 0  | -2  |
| 34            | Akeem Odusipe         |     | 04:59 | 0-0  | 0-0  | 0-0 | 0        | 0  | 0   | 0     | 0  | 0  | 0  | 1  | 0  | 0      | 0  | -10 |
| Team          |                       |     |       |      |      |     | 0        | 0  | 0   |       |    | 0  |    | 0  |    |        |    |     |
| <b>Totals</b> |                       |     |       | 8-25 | 3-15 | 3-3 | 1        | 10 | 11  | 5     | 5  | 22 | 4  | 6  | 5  | 1      | 2  | -12 |

| Shooting By Period  |      |        |
|---------------------|------|--------|
| 1 <sup>st</sup> FG% | 8-25 | 32.0%  |
| 3PT%                | 3-15 | 20.0%  |
| FT%                 | 3-3  | 100%   |
| GM FG%              | 8-25 | 32.0%  |
| 3PT%                | 3-15 | 20.0%  |
| FT%                 | 3-3  | 100.0% |

Dead Ball Rebounds: 0, 0

Technical Fouls::NONE

**Florida - 34**

| NO.           | Name              | F/G | Min   | FG    |     |     | Rebounds |    |     | Fouls |    | TP | AS | TO | ST | Blocks |    | +/- |
|---------------|-------------------|-----|-------|-------|-----|-----|----------|----|-----|-------|----|----|----|----|----|--------|----|-----|
|               |                   |     |       | M-A   | M-A | M-A | OR       | DR | TOT | PF    | FD |    |    |    |    | BS     | BA |     |
| 2             | Samson Ruzhentsev | F   | 11:26 | 1-4   | 0-3 | 0-0 | 0        | 2  | 2   | 0     | 1  | 2  | 0  | 2  | 0  | 0      | 0  | 1   |
| 4             | Anthony Duruji    | F   | 12:03 | 3-4   | 0-0 | 0-0 | 1        | 3  | 4   | 0     | 0  | 6  | 0  | 1  | 0  | 0      | 0  | 4   |
| 12            | Colin Castleton   | F   | 12:53 | 2-2   | 0-0 | 0-0 | 0        | 4  | 4   | 0     | 1  | 4  | 0  | 2  | 2  | 2      | 0  | 7   |
| 1             | Tre Mann          | G   | 15:58 | 3-7   | 0-1 | 0-0 | 0        | 2  | 2   | 0     | 1  | 6  | 4  | 0  | 0  | 0      | 0  | 7   |
| 10            | Noah Locke        | G   | 10:51 | 4-6   | 3-5 | 0-0 | 0        | 0  | 0   | 1     | 1  | 11 | 0  | 1  | 0  | 0      | 0  | 9   |
| 44            | Niels Lane        |     | 08:39 | 0-1   | 0-0 | 0-0 | 0        | 0  | 0   | 0     | 0  | 0  | 0  | 0  | 0  | 0      | 0  | 5   |
| 5             | Omar Payne        |     | 06:09 | 1-1   | 0-0 | 1-1 | 0        | 1  | 1   | 1     | 1  | 3  | 0  | 0  | 0  | 0      | 0  | 3   |
| 15            | Osayi Osifo       |     | 07:57 | 0-0   | 0-0 | 0-0 | 0        | 1  | 1   | 1     | 0  | 0  | 1  | 0  | 0  | 0      | 0  | 8   |
| 22            | Tyree Appleby     |     | 07:18 | 1-2   | 0-0 | 0-0 | 0        | 0  | 0   | 1     | 0  | 2  | 3  | 1  | 0  | 0      | 1  | 11  |
| 23            | Scottie Lewis     |     | 05:48 | 0-1   | 0-0 | 0-0 | 1        | 1  | 2   | 0     | 0  | 0  | 1  | 0  | 0  | 0      | 0  | 3   |
| 33            | Jason Jitoboh     |     | 00:58 | 0-0   | 0-0 | 0-0 | 0        | 0  | 0   | 1     | 0  | 0  | 0  | 0  | 0  | 0      | 0  | 2   |
| Team          |                   |     |       |       |     |     | 1        | 1  | 2   |       |    | 0  |    | 0  |    |        |    |     |
| <b>Totals</b> |                   |     |       | 15-28 | 3-9 | 1-1 | 3        | 15 | 18  | 5     | 5  | 34 | 9  | 7  | 2  | 2      | 1  | 12  |

| Shooting By Period  |       |        |
|---------------------|-------|--------|
| 1 <sup>st</sup> FG% | 15-28 | 53.6%  |
| 3PT%                | 3-9   | 33.3%  |
| FT%                 | 1-1   | 100%   |
| GM FG%              | 15-28 | 53.6%  |
| 3PT%                | 3-9   | 33.3%  |
| FT%                 | 1-1   | 100.0% |

Dead Ball Rebounds: 0, 1

Technical Fouls::NONE

|                  | VU                        | FLA                       | Points from   |    | Period by Period Scoring |                 |                 |
|------------------|---------------------------|---------------------------|---------------|----|--------------------------|-----------------|-----------------|
| Biggest lead     | 3 (1 <sup>st</sup> 19:10) | 12 (1 <sup>st</sup> 0:36) | Turnovers     | 10 | 5                        |                 |                 |
| Best Scoring Run | 5 (1 <sup>st</sup> 14:53) | 8 (1 <sup>st</sup> 10:17) | Paint         | 8  | 22                       | 1 <sup>st</sup> | 2 <sup>nd</sup> |
| Lead Changes     | 3                         |                           | Second Chance | 2  | 2                        | VU              | TOT             |
| Times Tied       | 3                         |                           | Fast Breaks   | 2  | 2                        | FLA             |                 |
| Time with Lead   | 02:46                     | 12:57                     | Bench         | 6  | 5                        |                 |                 |



**Vanderbilt at Florida**

03/11/21 Bridgestone Arena, Nashville, Tenn.  
2020-21 Men's Basketball Tournament

**Game Time:** 1:28 PM  
**Game Duration:** 1:53  
**Attendance:** 1,733

**Officials:** Doug Shows, Byron Jarrett, K.B. Burdett

**Period 2**

**Quarter Starters:**

|            |                 |                |            |            |                |
|------------|-----------------|----------------|------------|------------|----------------|
| <b>FLA</b> | 1 Mann T        | 2 Ruzhentsev S | 4 Duruji A | 10 Locke N | 12 Castleton C |
| <b>VU</b>  | 2 Phippen Jr. S | 3 Evans M      | 4 Wright J | 5 Harvey D | 15 Brown C     |

| Game Time | FLA  | Score        | Diff      | VU   |
|-----------|--|--------------|-----------|--|
| 20:00     | 15 OSIFO O substitution out                                      |              |           |  |
| 20:00     | 22 APPLEBY T substitution out                                    |              |           |  |
| 20:00     | 2 RUZHENTSEV S substitution in                                   |              |           |  |
| 20:00     | 4 DURUJI A substitution in                                       |              |           |  |
| 19:34     |  | <b>34-25</b> | <b>9</b>  | 2 PIPPEN JR. S 3pt FG , step back jump shot made (10)              |
| 19:12     | 12 CASTLETON C 2pt FG in the paint, layup missed                 |              |           |  |
| 19:09     |  |              |           | 4 WRIGHT J defensive rebound (4)                                   |
| 18:59     |  | <b>34-28</b> | <b>6</b>  | 5 HARVEY D 3pt FG , jump shot made (5)                             |
| 18:59     |  |              |           | 4 WRIGHT J assist (2)  |
| 18:36     | 1 MANN T 2pt FG in the paint, driving layup made (8)             | <b>36-28</b> | <b>8</b>  |  |
| 18:09     | 1 MANN T foul personal (1 - 1)                                   |              |           | 2 PIPPEN JR. S foul drawn (4)                                      |
| 18:09     | 2 RUZHENTSEV S substitution out                                  |              |           |  |
| 18:09     | 4 DURUJI A substitution out                                      |              |           |  |
| 18:09     | 15 OSIFO O substitution in                                       |              |           |  |
| 18:09     | 22 APPLEBY T substitution in                                     |              |           |  |
| 18:00     |  | <b>36-30</b> | <b>6</b>  | 5 HARVEY D 2pt FG outside the paint, jump shot made (7)            |
| 17:34     | 1 MANN T foul drawn (2)  |              |           | 4 WRIGHT J foul shooting (2 - 1)                                   |
| 17:34     | 1 MANN T free throw 1 - 2 made (9)                               | <b>37-30</b> | <b>7</b>  |  |
| 17:34     | 1 MANN T free throw 2 - 2 made (10)                              | <b>38-30</b> | <b>8</b>  |  |
| 17:17     |  | <b>38-33</b> | <b>5</b>  | 5 HARVEY D 3pt FG , jump shot made (10)                            |
| 17:17     |  |              |           | 2 PIPPEN JR. S assist (1)  |
| 17:00     | 10 LOCKE N 3pt FG , jump shot missed                             |              |           |  |
| 16:57     |  |              |           | 15 BROWN C defensive rebound (1)                                   |
| 16:52     | 1 MANN T foul personal (2 - 2)                                   |              |           | 2 PIPPEN JR. S foul drawn (5)                                      |
| 16:52     |  |              |           | 15 BROWN C substitution out  |
| 16:52     |  |              |           | 42 MILLORA-BROWN Q substitution in                                 |
| 16:42     | 15 OSIFO O foul personal (2 - 3)                                 |              |           | 2 PIPPEN JR. S foul drawn (6)                                      |
| 16:35     |  |              |           | 2 PIPPEN JR. S 2pt FG in the paint, jump shot missed               |
| 16:31     | 1 MANN T defensive rebound (3)                                   |              |           |  |
| 16:27     | 22 APPLEBY T 3pt FG fast break, jump shot made (5)               | <b>41-33</b> | <b>8</b>  |  |
| 16:27     | 1 MANN T assist (5)  |              |           |  |
| 16:07     |  |              |           | 4 WRIGHT J 2pt FG in the paint, layup missed                       |
| 16:04     |  |              |           | 42 MILLORA-BROWN Q offensive rebound (2)                           |
| 16:01     |  |              |           | 3 EVANS M 2pt FG second chance outside the paint, jump shot missed |
| 15:58     | 1 MANN T defensive rebound (4)                                   |              |           |  |
| 15:53     | 12 CASTLETON C 2pt FG fast break in the paint, alleyoop made (6) | <b>43-33</b> | <b>10</b> |  |
| 15:53     | 10 LOCKE N assist (1)  |              |           |  |
| 15:41     |  | <b>43-35</b> | <b>8</b>  | 3 EVANS M 2pt FG fast break in the paint, layup made (4)           |
| 15:41     |  |              |           | 5 HARVEY D assist (1)  |
| 15:22     | 1 MANN T turnover lost ball (1)                                  |              |           |  |
| 15:22     | Timeout media  |              |           |  |
| 15:22     | 12 CASTLETON C substitution out                                  |              |           |  |





**Vanderbilt at Florida**

03/11/21 Bridgestone Arena, Nashville, Tenn.  
2020-21 Men's Basketball Tournament

**Game Time:** 1:28 PM  
**Game Duration:** 1:53  
**Attendance:** 1,733

**Officials:** Doug Shows, Byron Jarrett, K.B. Burdett

| Game Time | FLA  | Score        | Diff      | VU   |
|-----------|--|--------------|-----------|--|
| 15:22     | 15 OSIFO O substitution out                      |              |           |  |
| 15:22     | 4 DURUJI A substitution in                       |              |           |  |
| 15:22     | 5 PAYNE O substitution in                        |              |           |  |
| 15:22     |  |              |           | 4 WRIGHT J substitution out  |
| 15:22     |  |              |           | 5 HARVEY D substitution out  |
| 15:22     |  |              |           | 10 STUTE M substitution in   |
| 15:22     |  |              |           | 12 THOMAS T substitution in  |
| 15:12     |  |              |           | 10 STUTE M 3pt FG from turnover, jump shot missed                                |
| 15:09     |  |              |           | 2 PIPPEN JR. S offensive rebound (1)   |
| 15:02     |  |              |           | 2 PIPPEN JR. S 3pt FG from turnover second chance, jump shot missed              |
| 14:54     |  |              |           | 42 MILLORA-BROWN Q offensive rebound (3)   |
| 14:54     |  |              |           | 42 MILLORA-BROWN Q 2pt FG from turnover second chance in the paint, dunk, missed |
| 14:53     | 10 LOCKE N defensive rebound (1)                 |              |           |  |
| 14:50     | 1 MANN T 3pt FG , jump shot made (13)            | <b>46-35</b> | <b>11</b> |  |
| 14:36     | 5 PAYNE O foul shooting (2 - 4)                  |              |           | 10 STUTE M foul drawn (1)  |
| 14:36     |  | <b>46-36</b> | <b>10</b> | 10 STUTE M free throw 1 - 2 made (1)   |
| 14:36     |  |              |           | 3 EVANS M substitution out   |
| 14:36     |  |              |           | 5 HARVEY D substitution in   |
| 14:36     |  | <b>46-37</b> | <b>9</b>  | 10 STUTE M free throw 2 - 2 made (2)   |
| 14:19     | 5 PAYNE O 2pt FG in the paint, layup made (5)    | <b>48-37</b> | <b>11</b> |  |
| 14:19     | 22 APPLEBY T assist (4)                          |              |           |  |
| 14:06     |  | <b>48-39</b> | <b>9</b>  | 2 PIPPEN JR. S 2pt FG in the paint, driving layup made (12)                      |
| 13:37     | 10 LOCKE N 2pt FG in the paint, jump shot missed |              |           |  |
| 13:32     |  |              |           | 10 STUTE M defensive rebound (2)   |
| 13:27     | 1 MANN T substitution out                        |              |           |  |
| 13:27     | 10 LOCKE N substitution out                      |              |           |  |
| 13:27     | 2 RUZHENTSEV S substitution in                   |              |           |  |
| 13:27     | 23 LEWIS S substitution in                       |              |           |  |
| 13:01     |  | <b>48-41</b> | <b>7</b>  | 5 HARVEY D 2pt FG outside the paint, jump shot made (12)                         |
| 12:56     | 4 DURUJI A foul drawn (1)                        |              |           | 2 PIPPEN JR. S foul personal (2 - 2)   |
| 12:53     | jump ball situation                              |              |           |  |
| 12:44     | 22 APPLEBY T 3pt FG , jump shot made (8)         | <b>51-41</b> | <b>10</b> |  |
| 12:44     | 2 RUZHENTSEV S assist (1)                        |              |           |  |
| 12:21     |  | <b>51-43</b> | <b>8</b>  | 2 PIPPEN JR. S 2pt FG in the paint, jump shot made (14)                          |
| 12:21     | 22 APPLEBY T foul shooting (2 - 5)               |              |           | 2 PIPPEN JR. S foul drawn (7)  |
| 12:21     |  |              |           | 42 MILLORA-BROWN Q substitution out  |
| 12:21     |  |              |           | 15 BROWN C substitution in   |
| 12:21     |  | <b>51-44</b> | <b>7</b>  | 2 PIPPEN JR. S free throw 1 - 1 made (15)  |
| 12:12     | 22 APPLEBY T foul drawn (1)                      |              |           | 12 THOMAS T foul personal (1 - 3)  |
| 12:12     | 5 PAYNE O substitution out                       |              |           |  |
| 12:12     | 12 CASTLETON C substitution in                   |              |           |  |
| 11:57     | 2 RUZHENTSEV S 3pt FG , jump shot missed         |              |           |  |
| 11:54     |  |              |           | 12 THOMAS T defensive rebound (1)  |
| 11:51     |  |              |           | 10 STUTE M 3pt FG , jump shot missed   |
| 11:47     | 22 APPLEBY T defensive rebound (1)               |              |           |  |
| 11:45     | 23 LEWIS S foul drawn (1)                        |              |           | 10 STUTE M foul shooting (2 - 4)   |
| 11:45     |  |              |           | Timeout media  |
| 11:45     | 2 RUZHENTSEV S substitution out                  |              |           |  |



**Vanderbilt at Florida**

03/11/21 Bridgestone Arena, Nashville, Tenn.  
2020-21 Men's Basketball Tournament

**Game Time:** 1:28 PM  
**Game Duration:** 1:53  
**Attendance:** 1,733

**Officials:** Doug Shows, Byron Jarrett, K.B. Burdett

| Game Time | FLA  | Score        | Diff      | VU  |
|-----------|--|--------------|-----------|---|
| 11:45     | 10 LOCKE N substitution in   |              |           |   |
| 11:45     | 23 LEWIS S free throw 1 - 2 made (1)   | <b>52-44</b> | <b>8</b>  |   |
| 11:45     | 23 LEWIS S free throw 2 - 2 missed   |              |           |   |
| 11:43     |  |              |           | 5 HARVEY D defensive rebound (3)  |
| 11:16     |  |              |           | 12 THOMAS T turnover bad pass (1)   |
| 11:00     | 10 LOCKE N 2pt FG from turnover outside the paint, jump shot missed                      |              |           |   |
| 10:57     | 4 DURUJI A offensive rebound (5)   |              |           |   |
| 10:41     | 10 LOCKE N 2pt FG from turnover second chance in the paint, floating jump shot made (13) | <b>54-44</b> | <b>10</b> |   |
| 10:20     |  |              |           | 15 BROWN C 3pt FG , jump shot missed                                      |
| 10:16     |  |              |           | 2 PIPPEN JR. S offensive rebound (2)                                      |
| 10:07     |  | <b>54-46</b> | <b>8</b>  | 2 PIPPEN JR. S 2pt FG second chance in the paint, driving layup made (17) |
| 09:58     | 10 LOCKE N 3pt FG , jump shot missed   |              |           |   |
| 09:54     |  |              |           | 2 PIPPEN JR. S defensive rebound (3)                                      |
| 09:44     |  | <b>54-49</b> | <b>5</b>  | 12 THOMAS T 3pt FG , jump shot made (6)                                   |
| 09:44     |  |              |           | 2 PIPPEN JR. S assist (2)   |
| 09:31     | 10 LOCKE N 3pt FG , jump shot missed   |              |           |   |
| 09:28     |  |              |           | 15 BROWN C defensive rebound (2)  |
| 09:25     | 4 DURUJI A foul personal (1 - 6)   |              |           | 15 BROWN C foul drawn (1)   |
| 09:25     | 23 LEWIS S substitution out  |              |           |   |
| 09:25     | 1 MANN T substitution in   |              |           |   |
| 09:25     |  |              |           | 10 STUTE M substitution out   |
| 09:25     |  |              |           | 4 WRIGHT J substitution in  |
| 09:08     |  | <b>54-52</b> | <b>2</b>  | 12 THOMAS T 3pt FG , jump shot made (9)                                   |
| 09:08     |  |              |           | 2 PIPPEN JR. S assist (3)   |
| 08:56     | 4 DURUJI A 2pt FG in the paint, layup missed   |              |           |   |
| 08:52     |  |              |           | 5 HARVEY D defensive rebound (4)  |
| 08:39     |  | <b>54-55</b> | <b>-1</b> | 12 THOMAS T 3pt FG , jump shot made (12)                                  |
| 08:39     |  |              |           | 2 PIPPEN JR. S assist (4)   |
| 08:33     | Timeout 30 Sec   |              |           |   |
| 08:33     | 4 DURUJI A substitution out  |              |           |   |
| 08:33     | 12 CASTLETON C substitution out  |              |           |   |
| 08:33     | 5 PAYNE O substitution in  |              |           |   |
| 08:33     | 15 OSIFO O substitution in   |              |           |   |
| 08:26     | 1 MANN T 3pt FG , jump shot missed   |              |           |   |
| 08:21     | 5 PAYNE O offensive rebound (2)  |              |           |   |
| 08:14     | 1 MANN T foul drawn (3)  |              |           | 4 WRIGHT J foul shooting (3 - 5)  |
| 08:14     | 1 MANN T free throw 1 - 2 made (14)  | <b>55-55</b> | <b>0</b>  |   |
| 08:14     | 1 MANN T free throw 2 - 2 made (15)  | <b>56-55</b> | <b>1</b>  |   |
| 07:56     | 5 PAYNE O foul personal (3 - 7)  |              |           | 2 PIPPEN JR. S foul drawn (8)   |
| 07:56     |  |              |           | Timeout media   |
| 07:56     | 5 PAYNE O substitution out   |              |           |   |
| 07:56     | 12 CASTLETON C substitution in   |              |           |   |
| 07:56     |  | <b>56-56</b> | <b>0</b>  | 2 PIPPEN JR. S 1&1 free throw 1 made (18)                                 |
| 07:56     |  | <b>56-57</b> | <b>-1</b> | 2 PIPPEN JR. S 1&1 free throw 2 made (19)                                 |
| 07:41     | 12 CASTLETON C foul drawn (2)  |              |           | 15 BROWN C foul shooting (1 - 6)  |
| 07:41     | 12 CASTLETON C free throw 1 - 2 missed   |              |           |   |
| 07:41     | offensive dead ball rebound (2)  |              |           |   |



**Vanderbilt at Florida**

03/11/21 Bridgestone Arena, Nashville, Tenn.  
2020-21 Men's Basketball Tournament

**Game Time:** 1:28 PM  
**Game Duration:** 1:53  
**Attendance:** 1,733

**Officials:** Doug Shows, Byron Jarrett, K.B. Burdett

| Game Time | FLA   | Score        | Diff     | VU   |
|-----------|---|--------------|----------|--|
| 07:41     | 12 CASTLETON C free throw 2 - 2 missed                  |              |          |  |
| 07:40     |   |              |          | 15 BROWN C defensive rebound (3)   |
| 07:23     |   |              |          | 5 HARVEY D 3pt FG , jump shot missed                                       |
| 07:22     | defensive rebound (25)                                  |              |          |  |
| 07:13     | 22 APPLEBY T foul drawn (2)                             |              |          | 12 THOMAS T foul personal (2 - 7)  |
| 07:13     | 22 APPLEBY T 1&1 free throw 1 made (9)                  | <b>57-57</b> | <b>0</b> |  |
| 07:13     | 22 APPLEBY T 1&1 free throw 2 made (10)                 | <b>58-57</b> | <b>1</b> |  |
| 07:13     | 10 LOCKE N substitution out                             |              |          |  |
| 07:13     | 23 LEWIS S substitution in                              |              |          |  |
| 07:00     |   |              |          | 12 THOMAS T 3pt FG , jump shot missed                                      |
| 06:57     | 23 LEWIS S defensive rebound (3)                        |              |          |  |
| 06:51     | 22 APPLEBY T 2pt FG outside the paint, jump shot missed |              |          |  |
| 06:47     |   |              |          | 15 BROWN C defensive rebound (4)   |
| 06:29     |   |              |          | 2 PIPPEN JR. S 2pt FG in the paint, layup missed                           |
| 06:25     | 15 OSIFO O defensive rebound (2)                        |              |          |  |
| 06:20     | 1 MANN T foul drawn (4)                                 |              |          | 4 WRIGHT J foul shooting (4 - 8)   |
| 06:20     | 1 MANN T free throw 1 - 2 made (16)                     | <b>59-57</b> | <b>2</b> |  |
| 06:20     | 15 OSIFO O substitution out                             |              |          |  |
| 06:20     | 22 APPLEBY T substitution out                           |              |          |  |
| 06:20     | 4 DURUJI A substitution in                              |              |          |  |
| 06:20     | 10 LOCKE N substitution in                              |              |          |  |
| 06:20     |   |              |          | 4 WRIGHT J substitution out  |
| 06:20     |   |              |          | 3 EVANS M substitution in  |
| 06:20     | 1 MANN T free throw 2 - 2 made (17)                     | <b>60-57</b> | <b>3</b> |  |
| 05:58     | 23 LEWIS S foul shooting (1 - 8)                        |              |          | 2 PIPPEN JR. S foul drawn (9)  |
| 05:58     |   | <b>60-58</b> | <b>2</b> | 2 PIPPEN JR. S free throw 1 - 2 made (20)                                  |
| 05:58     |   | <b>60-59</b> | <b>1</b> | 2 PIPPEN JR. S free throw 2 - 2 made (21)                                  |
| 05:34     | 1 MANN T 2pt FG in the paint, layup made (19)           | <b>62-59</b> | <b>3</b> |  |
| 05:34     | 12 CASTLETON C assist (1)                               |              |          |  |
| 05:05     |   |              |          | 2 PIPPEN JR. S 3pt FG , jump shot missed                                   |
| 05:02     | 12 CASTLETON C defensive rebound (5)                    |              |          |  |
| 04:55     | 4 DURUJI A 2pt FG in the paint, dunk, made (8)          | <b>64-59</b> | <b>5</b> |  |
| 04:55     | 1 MANN T assist (6)                                     |              |          |  |
| 04:37     | 1 MANN T steal (1)                                      |              |          | 15 BROWN C turnover bad pass (1)   |
| 04:37     | 4 DURUJI A foul drawn (2)                               |              |          | 12 THOMAS T foul personal (3 - 9)  |
| 04:37     | 4 DURUJI A 1&1 free throw 1 missed                      |              |          |  |
| 04:36     |   |              |          | 15 BROWN C defensive rebound (5)   |
| 04:24     | 4 DURUJI A steal (1)                                    |              |          | 12 THOMAS T turnover bad pass (2)  |
| 04:21     | 10 LOCKE N turnover bad pass (2)                        |              |          |  |
| 04:21     |   |              |          | Timeout 30 Sec   |
| 04:21     | 10 LOCKE N substitution out                             |              |          |  |
| 04:21     | 22 APPLEBY T substitution in                            |              |          |  |
| 04:09     |   |              |          | 2 PIPPEN JR. S 3pt FG from turnover, jump shot missed                      |
| 04:05     |   |              |          | 15 BROWN C offensive rebound (6)   |
| 04:05     |   | <b>64-61</b> | <b>3</b> | 15 BROWN C 2pt FG from turnover second chance in the paint, layup made (7) |
| 03:52     | 4 DURUJI A 2pt FG in the paint, layup blocked           |              |          |  |
| 03:52     |   |              |          | 15 BROWN C block (2)   |
| 03:47     | 12 CASTLETON C offensive rebound (6)                    |              |          |  |

**Vanderbilt at Florida**03/11/21 Bridgestone Arena, Nashville, Tenn.  
2020-21 Men's Basketball Tournament**Game Time:** 1:28 PM**Game Duration:** 1:53**Attendance:** 1,733**Officials:** Doug Shows, Byron Jarrett, K.B. Burdett

| Game Time           | FLA  | Score        | Diff     | VU   |
|---------------------|--|--------------|----------|--|
| 03:37               | 12 CASTLETON C 2pt FG second chance in the paint, jump shot blocked  |              |          |  |
| 03:37               |  |              |          | 15 BROWN C block (3)   |
| 03:32               |  |              |          | 15 BROWN C defensive rebound (7)                               |
| 03:23               |  |              |          | 2 PIPPEN JR. S 2pt FG in the paint, layup missed               |
| 03:19               | 4 DURUJI A defensive rebound (6)                                     |              |          |  |
| 03:16               | jump ball situation  |              |          |  |
| 03:16               | 23 LEWIS S turnover lost ball (1)                                    |              |          | 15 BROWN C steal (1)   |
| 02:57               |  |              |          | 2 PIPPEN JR. S 2pt FG from turnover in the paint, layup missed |
| 02:54               | 1 MANN T defensive rebound (5)                                       |              |          |  |
| 02:53               | 1 MANN T turnover bad pass (2)                                       |              |          |  |
| 02:34               |  |              |          | 12 THOMAS T 3pt FG from turnover, jump shot missed             |
| 02:30               | 1 MANN T defensive rebound (6)                                       |              |          |  |
| 02:07               | 22 APPLEBY T 3pt FG , jump shot missed                               |              |          |  |
| 02:03               | 23 LEWIS S offensive rebound (4)                                     |              |          |  |
| 02:01               | Timeout 30 Sec   |              |          |  |
| 01:46               | 12 CASTLETON C turnover bad pass (3)                                 |              |          | 5 HARVEY D steal (1)   |
| 01:40               | 4 DURUJI A foul personal (2 - 9)                                     |              |          | 2 PIPPEN JR. S foul drawn (10)                                 |
| 01:40               | 23 LEWIS S substitution out  |              |          |  |
| 01:40               | 10 LOCKE N substitution in   |              |          |  |
| 01:40               |  | <b>64-62</b> | <b>2</b> | 2 PIPPEN JR. S 1&1 free throw 1 made (22)                      |
| 01:40               |  | <b>64-63</b> | <b>1</b> | 2 PIPPEN JR. S 1&1 free throw 2 made (23)                      |
| 01:28               | 22 APPLEBY T 2pt FG in the paint, layup missed                       |              |          |  |
| 01:25               | 12 CASTLETON C offensive rebound (7)                                 |              |          |  |
| 01:12               | 22 APPLEBY T 3pt FG second chance, jump shot missed                  |              |          |  |
| 01:09               | 1 MANN T offensive rebound (7)                                       |              |          |  |
| 00:53               | 1 MANN T 2pt FG second chance outside the paint, jump shot made (21) | <b>66-63</b> | <b>3</b> |  |
| 00:31               |  |              |          | 12 THOMAS T 3pt FG , jump shot missed                          |
| 00:30               | defensive rebound (36)   |              |          |  |
| 00:30               | 4 DURUJI A substitution out  |              |          |  |
| 00:30               | 23 LEWIS S substitution in   |              |          |  |
| 00:28               | 1 MANN T foul drawn (5)  |              |          | 15 BROWN C foul personal (2 - 10)                              |
| 00:28               | 1 MANN T free throw 1 - 2 made (22)                                  | <b>67-63</b> | <b>4</b> |  |
| 00:28               | 10 LOCKE N substitution out  |              |          |  |
| 00:28               | 4 DURUJI A substitution in   |              |          |  |
| 00:28               | 1 MANN T free throw 2 - 2 missed                                     |              |          |  |
| 00:26               |  |              |          | 5 HARVEY D defensive rebound (5)                               |
| 00:20               |  |              |          | 2 PIPPEN JR. S 2pt FG in the paint, jump shot missed           |
| 00:16               | defensive rebound (37)   |              |          |  |
| 00:12               | 22 APPLEBY T foul drawn (3)  |              |          | 12 THOMAS T foul personal (4 - 11)                             |
| 00:12               | 22 APPLEBY T free throw 1 - 2 made (11)                              | <b>68-63</b> | <b>5</b> |  |
| 00:12               | 22 APPLEBY T free throw 2 - 2 made (12)                              | <b>69-63</b> | <b>6</b> |  |
| 00:10               |  |              |          | 2 PIPPEN JR. S 2pt FG in the paint, jump shot missed           |
| 00:06               | 12 CASTLETON C defensive rebound (8)                                 |              |          |  |
| <b>END OF GAME</b>  |  |              |          |  |
| <b>FLA 69-63 VU</b> |  |              |          |  |



**Vanderbilt at Florida**

03/11/21 Bridgestone Arena, Nashville, Tenn.  
2020-21 Men's Basketball Tournament

Game Time: 1:28 PM  
Game Duration: 1:53  
Attendance: 1,733

Officials: Doug Shows, Byron Jarrett, K.B. Burdett

**Vanderbilt - 41**

| NO.           | Name                  | F/G | Min   | FG    | 3P   | FT  | Rebounds |    |     | Fouls |    | TP | AS | TO | ST | Blocks |    | +/- |
|---------------|-----------------------|-----|-------|-------|------|-----|----------|----|-----|-------|----|----|----|----|----|--------|----|-----|
|               |                       |     |       | M-A   | M-A  | M-A | OR       | DR | TOT | PF    | FD |    |    |    |    | BS     | BA |     |
| 15            | Clevon Brown          | F   | 15:29 | 1-2   | 0-1  | 0-0 | 1        | 6  | 7   | 2     | 1  | 2  | 0  | 1  | 1  | 2      | 0  | 9   |
| 2             | Scotty Pippen Jr.     | G   | 20:00 | 4-13  | 1-4  | 7-7 | 2        | 1  | 3   | 1     | 7  | 16 | 4  | 0  | 0  | 0      | 0  | 6   |
| 3             | Maxwell Evans         | G   | 11:44 | 1-2   | 0-0  | 0-0 | 0        | 0  | 0   | 0     | 0  | 2  | 0  | 0  | 0  | 0      | -2 |     |
| 4             | Jordan Wright         | G   | 07:43 | 0-1   | 0-0  | 0-0 | 0        | 1  | 1   | 3     | 0  | 0  | 1  | 0  | 0  | 0      | 7  |     |
| 5             | D.J. Harvey           | G   | 19:14 | 4-5   | 2-3  | 0-0 | 0        | 3  | 3   | 0     | 0  | 10 | 1  | 0  | 1  | 0      | 8  |     |
| 42            | Quentin Millora-Brown |     | 04:31 | 0-1   | 0-0  | 0-0 | 2        | 0  | 2   | 0     | 0  | 0  | 0  | 0  | 0  | 0      | -3 |     |
| 10            | Myles Stute           |     | 05:57 | 0-2   | 0-2  | 2-2 | 0        | 1  | 1   | 1     | 1  | 2  | 0  | 0  | 0  | 0      | 3  |     |
| 12            | Trey Thomas           |     | 15:22 | 3-6   | 3-6  | 0-0 | 0        | 1  | 1   | 4     | 0  | 9  | 0  | 2  | 0  | 0      | 2  |     |
| Team          |                       |     |       |       |      |     | 0        | 0  | 0   |       |    | 0  |    | 0  |    |        |    |     |
| <b>Totals</b> |                       |     |       | 13-32 | 6-16 | 9-9 | 5        | 13 | 18  | 11    | 9  | 41 | 6  | 3  | 2  | 2      | 0  | 6   |

| Shooting By Period  |       |        |
|---------------------|-------|--------|
| 2 <sup>nd</sup> FG% | 13-32 | 40.6%  |
| 3PT%                | 6-16  | 37.5%  |
| FT%                 | 9-9   | 100%   |
| GM FG%              | 13-32 | 40.6%  |
| 3PT%                | 6-16  | 37.5%  |
| FT%                 | 9-9   | 100.0% |

Dead Ball Rebounds: 0, 0

Technical Fouls::NONE

**Florida - 35**

| NO.           | Name              | F/G | Min   | FG    | 3P   | FT    | Rebounds |    |     | Fouls |    | TP | AS | TO | ST | Blocks |    | +/- |
|---------------|-------------------|-----|-------|-------|------|-------|----------|----|-----|-------|----|----|----|----|----|--------|----|-----|
|               |                   |     |       | M-A   | M-A  | M-A   | OR       | DR | TOT | PF    | FD |    |    |    |    | BS     | BA |     |
| 2             | Samson Ruzhentsev | F   | 03:33 | 0-1   | 0-1  | 0-0   | 0        | 0  | 0   | 0     | 0  | 0  | 1  | 0  | 0  | 0      | 0  | -6  |
| 4             | Anthony Duruji    | F   | 14:58 | 1-3   | 0-0  | 0-1   | 1        | 1  | 2   | 2     | 2  | 2  | 0  | 0  | 1  | 0      | 1  | -10 |
| 12            | Colin Castleton   | F   | 16:13 | 1-3   | 0-0  | 0-2   | 2        | 2  | 4   | 0     | 1  | 2  | 1  | 1  | 0  | 0      | 1  | -7  |
| 1             | Tre Mann          | G   | 15:58 | 4-5   | 1-2  | 7-8   | 1        | 4  | 5   | 2     | 4  | 16 | 2  | 2  | 1  | 0      | 0  | -2  |
| 10            | Noah Locke        | G   | 14:16 | 1-6   | 0-3  | 0-0   | 0        | 1  | 1   | 0     | 0  | 2  | 1  | 1  | 0  | 0      | 0  | -5  |
| 15            | Osayi Osifo       |     | 05:00 | 0-0   | 0-0  | 0-0   | 0        | 1  | 1   | 1     | 0  | 0  | 0  | 0  | 0  | 0      | 3  |     |
| 22            | Tyree Appleby     |     | 16:10 | 2-6   | 2-4  | 4-4   | 0        | 1  | 1   | 1     | 3  | 10 | 1  | 0  | 0  | 0      | -5 |     |
| 5             | Omar Payne        |     | 03:47 | 1-1   | 0-0  | 0-0   | 1        | 0  | 1   | 2     | 0  | 2  | 0  | 0  | 0  | 0      | 1  |     |
| 23            | Scottie Lewis     |     | 10:05 | 0-0   | 0-0  | 1-2   | 1        | 1  | 2   | 1     | 1  | 1  | 0  | 1  | 0  | 0      | 1  |     |
| Team          |                   |     |       |       |      |       | 0        | 3  | 3   |       |    | 0  |    | 0  |    |        |    |     |
| <b>Totals</b> |                   |     |       | 10-25 | 3-10 | 12-17 | 6        | 14 | 20  | 9     | 11 | 35 | 6  | 5  | 2  | 0      | 2  | -6  |

| Shooting By Period  |       |       |
|---------------------|-------|-------|
| 2 <sup>nd</sup> FG% | 10-25 | 40.0% |
| 3PT%                | 3-10  | 30.0% |
| FT%                 | 12-17 | 70.6% |
| GM FG%              | 10-25 | 40.0% |
| 3PT%                | 3-10  | 30.0% |
| FT%                 | 12-17 | 70.6% |

Dead Ball Rebounds: 1, 0

Technical Fouls::NONE

|                  | VU                        | FLA                        |
|------------------|---------------------------|----------------------------|
| Biggest lead     | 1 (2 <sup>nd</sup> 8:39)  | 11 (2 <sup>nd</sup> 14:50) |
| Best Scoring Run | 11 (2 <sup>nd</sup> 8:39) | 5 (2 <sup>nd</sup> 15:53)  |
| Lead Changes     | 4                         |                            |
| Times Tied       | 3                         |                            |
| Time with Lead   | 01:08                     | 18:26                      |

| Points from   | VU | FLA |
|---------------|----|-----|
| Turnovers     | 4  | 2   |
| Paint         | 10 | 12  |
| Second Chance | 4  | 6   |
| Fast Breaks   | 2  | 5   |
| Bench         | 11 | 13  |

|     | Period by Period Scoring |     |     |
|-----|--------------------------|-----|-----|
|     | 1st                      | 2nd | TOT |
| VU  | 22                       | 41  | 63  |
| FLA | 34                       | 35  | 69  |



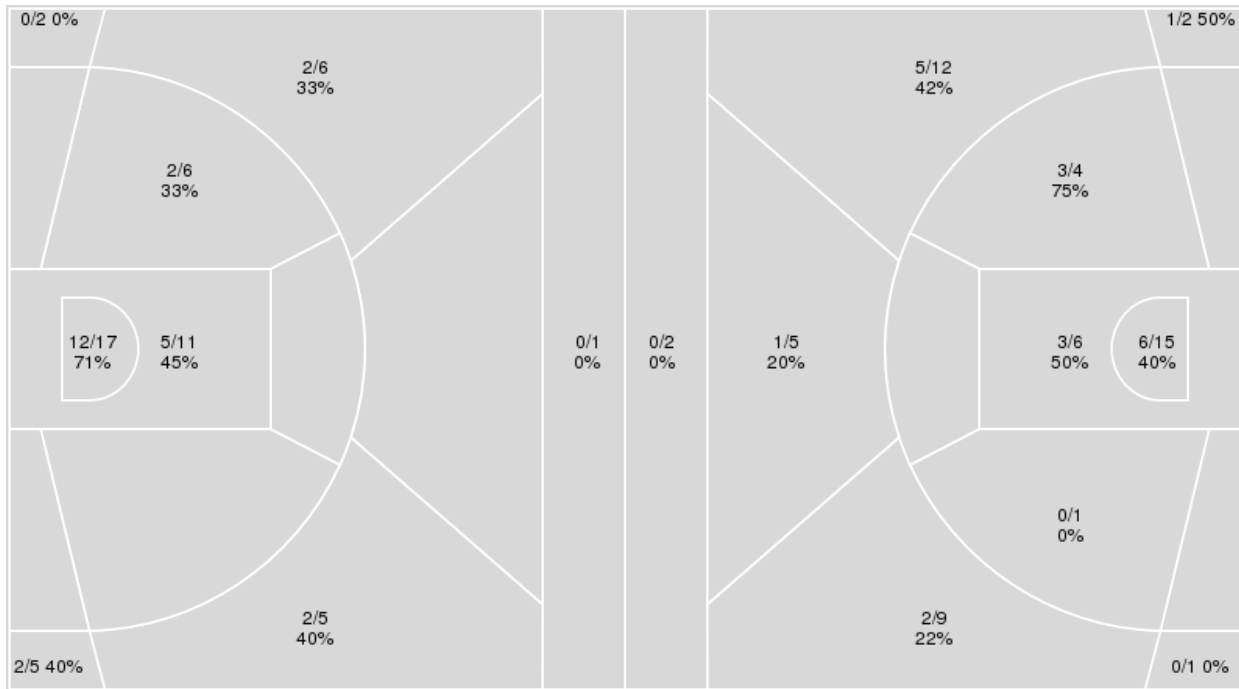
**Officials:** Doug Shows, Byron Jarrett, K.B. Burdett

{ Players => 0, 1, 2, 3, 4, 5, 10, 11, 12, 15, 20, 22, 23, 33, 44; } FG  
 Types => All; Results => All;

{ Players => 0, 1, 2, 3, 4, 5, 10, 11, 12, 13, 14, 15, 20, 33, 34, 42, 50; }  
 FG Types => All; Results => All;

**Florida**

**Vanderbilt**



| Florida     | M/A   | %  |
|-------------|-------|----|
| Field Goals | 25/53 | 47 |
| 2 Points    | 19/34 | 56 |
| 3 Points    | 6/19  | 32 |
| Free Throws | 13/18 | 72 |

| Vanderbilt  | M/A   | %   |
|-------------|-------|-----|
| Field Goals | 21/57 | 37  |
| 2 Points    | 12/26 | 46  |
| 3 Points    | 9/31  | 29  |
| Free Throws | 12/12 | 100 |



**Vanderbilt at Florida**

03/11/21 Bridgestone Arena, Nashville, Tenn.  
2020-21 Men's Basketball Tournament

Game Time: 1:28 PM  
Game Duration: 1:53  
Attendance: 1,733

Officials: Doug Shows, Byron Jarrett, K.B. Burdett

**Vanderbilt**

| No | Name                  | Mins  |       | Score   |         | Points Diff |     | Points per Min |      | Assists |     | Rebounds |     | Steals |     | Turnovers |     |
|----|-----------------------|-------|-------|---------|---------|-------------|-----|----------------|------|---------|-----|----------|-----|--------|-----|-----------|-----|
|    |                       | On    | Off   | On      | Off     | On          | Off | On             | Off  | On      | Off | On       | Off | On     | Off | On        | Off |
| 2  | Scotty Pippen Jr.     | 37:25 | 02:35 | 60 - 64 | 3 - 5   | -4          | -2  | 1.60           | 1.16 | 9       | 1   | 28       | 1   | 6      | 1   | 8         | 1   |
| 3  | Maxwell Evans         | 29:37 | 10:23 | 39 - 53 | 24 - 16 | -14         | 8   | 1.32           | 2.31 | 6       | 4   | 18       | 11  | 7      | 0   | 7         | 2   |
| 4  | Jordan Wright         | 21:30 | 18:30 | 36 - 37 | 27 - 32 | -1          | -5  | 1.67           | 1.46 | 8       | 2   | 15       | 14  | 4      | 3   | 5         | 4   |
| 5  | D.J. Harvey           | 33:07 | 06:53 | 54 - 56 | 9 - 13  | -2          | -4  | 1.63           | 1.31 | 8       | 2   | 23       | 6   | 6      | 1   | 7         | 2   |
| 10 | Myles Stute           | 12:04 | 27:56 | 22 - 21 | 41 - 48 | 1           | -7  | 1.82           | 1.47 | 3       | 7   | 12       | 17  | 1      | 6   | 3         | 6   |
| 12 | Trey Thomas           | 20:04 | 19:56 | 34 - 34 | 29 - 35 | 0           | -6  | 1.69           | 1.45 | 5       | 5   | 18       | 11  | 3      | 4   | 5         | 4   |
| 13 | Issac McBride         | 06:23 | 33:37 | 9 - 11  | 54 - 58 | -2          | -4  | 1.41           | 1.61 | 1       | 9   | 2        | 27  | 2      | 5   | 1         | 8   |
| 15 | Clevon Brown          | 25:38 | 14:22 | 43 - 36 | 20 - 33 | 7           | -13 | 1.68           | 1.39 | 7       | 3   | 18       | 11  | 5      | 2   | 6         | 3   |
| 34 | Akeem Odusipe         | 04:59 | 35:01 | 2 - 12  | 61 - 57 | -10         | 4   | 0.40           | 1.74 | 0       | 10  | 4        | 25  | 0      | 7   | 1         | 8   |
| 42 | Quentin Millora-Brown | 09:13 | 30:47 | 16 - 21 | 47 - 48 | -5          | -1  | 1.74           | 1.53 | 3       | 7   | 7        | 22  | 1      | 6   | 2         | 7   |

**Florida**

| No | Name              | Mins  |       | Score   |         | Points Diff |     | Points per Min |      | Assists |     | Rebounds |     | Steals |     | Turnovers |     |
|----|-------------------|-------|-------|---------|---------|-------------|-----|----------------|------|---------|-----|----------|-----|--------|-----|-----------|-----|
|    |                   | On    | Off   | On      | Off     | On          | Off | On             | Off  | On      | Off | On       | Off | On     | Off | On        | Off |
| 1  | Tre Mann          | 31:56 | 08:04 | 55 - 50 | 14 - 13 | 5           | 1   | 1.72           | 1.74 | 12      | 3   | 34       | 4   | 3      | 1   | 10        | 2   |
| 2  | Samson Ruzhentsev | 14:59 | 25:01 | 21 - 26 | 48 - 37 | -5          | 11  | 1.40           | 1.92 | 4       | 11  | 9        | 29  | 1      | 3   | 4         | 8   |
| 4  | Anthony Duruji    | 27:01 | 12:59 | 40 - 46 | 29 - 17 | -6          | 12  | 1.48           | 2.23 | 8       | 7   | 26       | 12  | 3      | 1   | 8         | 4   |
| 5  | Omar Payne        | 09:56 | 30:04 | 20 - 16 | 49 - 47 | 4           | 2   | 2.01           | 1.63 | 5       | 10  | 8        | 30  | 0      | 4   | 0         | 12  |
| 10 | Noah Locke        | 25:07 | 14:53 | 49 - 45 | 20 - 18 | 4           | 2   | 1.95           | 1.34 | 11      | 4   | 19       | 19  | 4      | 0   | 7         | 5   |
| 12 | Colin Castleton   | 29:06 | 10:54 | 47 - 47 | 22 - 16 | 0           | 6   | 1.62           | 2.02 | 9       | 6   | 28       | 10  | 4      | 0   | 12        | 0   |
| 15 | Osayi Osifo       | 12:57 | 27:03 | 28 - 17 | 41 - 46 | 11          | -5  | 2.16           | 1.52 | 7       | 8   | 12       | 26  | 1      | 3   | 4         | 8   |
| 22 | Tyree Appleby     | 23:28 | 16:32 | 44 - 38 | 25 - 25 | 6           | 0   | 1.88           | 1.51 | 9       | 6   | 26       | 12  | 1      | 3   | 7         | 5   |
| 23 | Scottie Lewis     | 15:53 | 24:07 | 25 - 21 | 44 - 42 | 4           | 2   | 1.57           | 1.82 | 6       | 9   | 19       | 19  | 3      | 1   | 6         | 6   |
| 33 | Jason Jitoboh     | 00:58 | 39:02 | 2 - 0   | 67 - 63 | 2           | 4   | 2.07           | 1.72 | 1       | 14  | 2        | 36  | 0      | 4   | 0         | 12  |
| 44 | Niels Lane        | 08:39 | 31:21 | 14 - 9  | 55 - 54 | 5           | 1   | 1.62           | 1.75 | 3       | 12  | 7        | 31  | 0      | 4   | 2         | 10  |

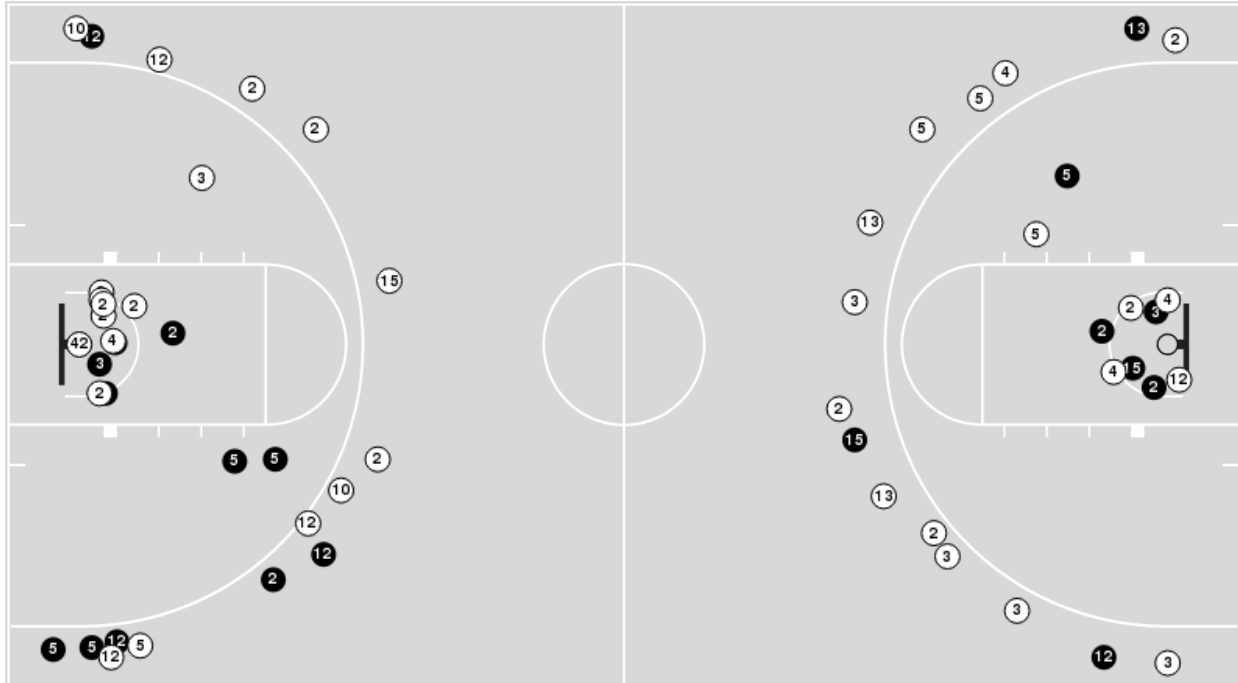


**Officials:** Doug Shows, Byron Jarrett, K.B. Burdett

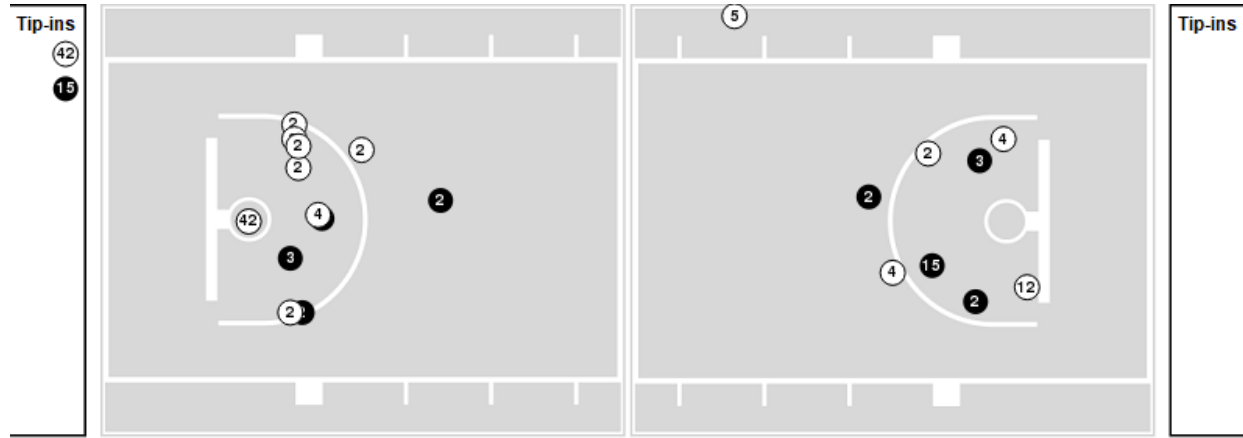
Players => 0, 1, 2, 3, 4, 5, 10, 11, 12, 13, 14, 15, 20, 33, 34, 42, 50FG Types=>AllResults=>All

**Vanderbilt**

**All Field Goals**



**Blow Up Chart**



● Made    ○ Missed    N - Player Number

| Vanderbilt  | M/A   | %   |
|-------------|-------|-----|
| Field Goals | 21/57 | 37  |
| 2 Points    | 12/26 | 46  |
| 3 Points    | 9/31  | 29  |
| Free Throws | 12/12 | 100 |

| Vanderbilt           | M/A         | %   |
|----------------------|-------------|-----|
| Points in the Paint  | 18 (9 / 21) | 43  |
| Fast Break Points    | 4 (2/2)     | 100 |
| Second Chance Points | 6 (3/6)     | 50  |
| Effective FG%        | 45          |     |



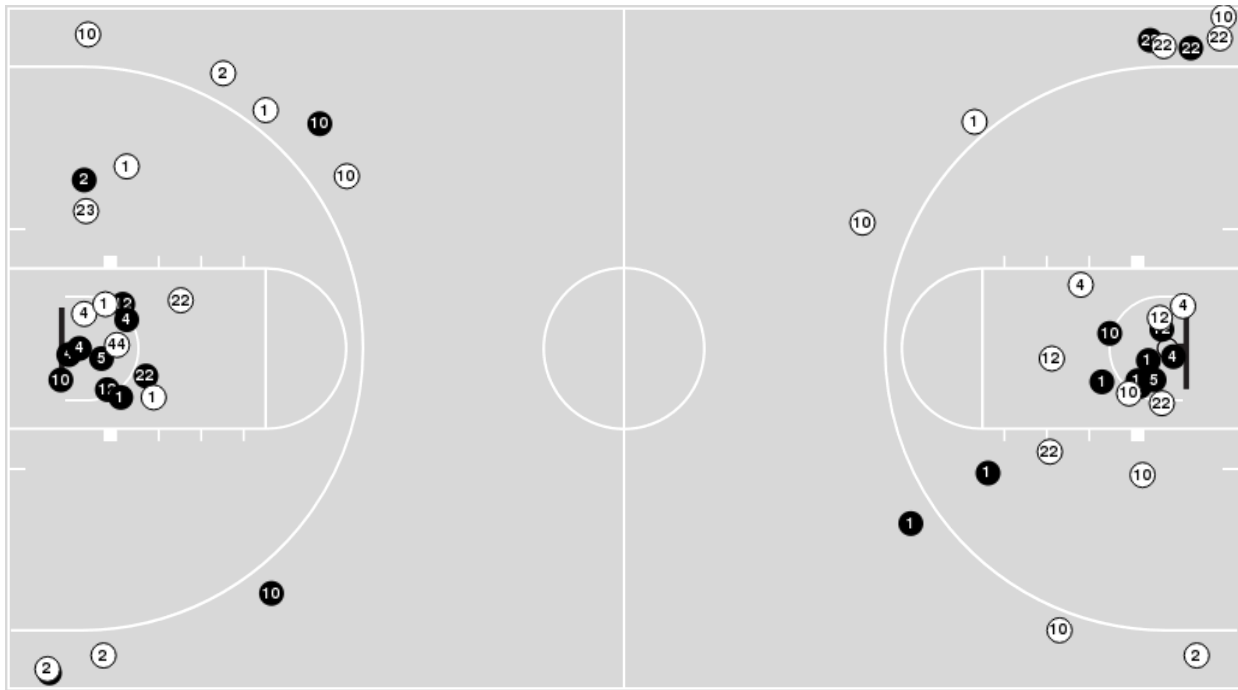


**Officials:** Doug Shows, Byron Jarrett, K.B. Burdett

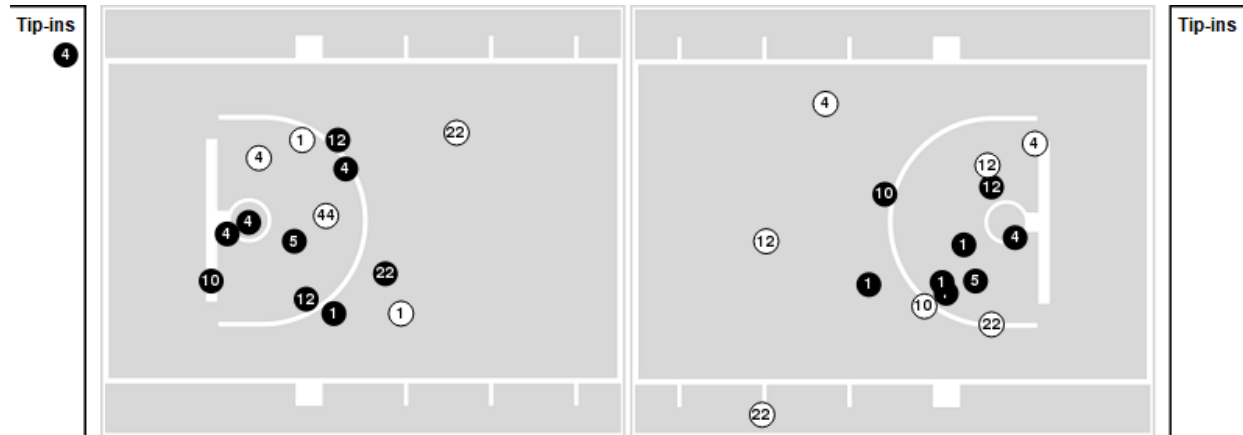
Players => 0, 1, 2, 3, 4, 5, 10, 11, 12, 15, 20, 22, 23, 33, 44 FG Types=>All Results=>All

**Florida**

**All Field Goals**



**Blow Up Chart**



● Made    ○ Missed    N - Player Number

| Florida     | M/A   | %  |
|-------------|-------|----|
| Field Goals | 25/53 | 47 |
| 2 Points    | 19/34 | 56 |
| 3 Points    | 6/19  | 32 |
| Free Throws | 13/18 | 72 |

| Florida              | M/A          | %   |
|----------------------|--------------|-----|
| Points in the Paint  | 34 (17 / 28) | 61  |
| Fast Break Points    | 7 (3/3)      | 100 |
| Second Chance Points | 8 (5/9)      | 56  |
| Effective FG%        | 53           |     |



**Vanderbilt at Florida**

03/11/21 Bridgestone Arena, Nashville, Tenn.  
2020-21 Men's Basketball Tournament

**Game Time:** 1:28 PM  
**Game Duration:** 1:53  
**Attendance:** 1,733

**Officials:** Doug Shows, Byron Jarrett, K.B. Burdett

**Vanderbilt**

| Lineup   | Quarter On | Time On | Quarter Off | Time Off | Time on Court | Score | Score Diff | Reb | Stl | Tov | Ass | PPP    |
|--|------------|---------|-------------|----------|---------------|-------|------------|-----|-----|-----|-----|--------|
| 2- Phippen Jr. S/ 3- Evans M/ 4- Wright J/ 5- Harvey D/ 15- Brown C/           | 1          | 20:00   | 1           | 14:00    | 06:00         | 8-8   | 0          | 3   | 2   | 2   | 2   | 0.7752 |
| 2- Phippen Jr. S/ 4- Wright J/ 10- Stute M/ 12- Thomas T/ 42- Millora-Brown Q/ | 1          | 14:00   | 1           | 11:53    | 02:07         | 3-3   | 0          | 2   | 0   | 1   | 1   | 1.0000 |
| 3- Evans M/ 10- Stute M/ 12- Thomas T/ 13- McBride I/ 42- Millora-Brown Q/     | 1          | 11:53   | 1           | 09:18    | 02:35         | 3-5   | -2         | 1   | 1   | 1   | 1   | 0.7500 |
| 2- Phippen Jr. S/ 3- Evans M/ 10- Stute M/ 13- McBride I/ 15- Brown C/         | 1          | 09:18   | 1           | 07:53    | 01:25         | 2-2   | 0          | 1   | 0   | 0   | 0   | 1.0000 |
| 2- Phippen Jr. S/ 3- Evans M/ 5- Harvey D/ 13- McBride I/ 15- Brown C/         | 1          | 07:53   | 1           | 05:40    | 02:13         | 2-4   | -2         | 0   | 0   | 0   | 0   | 0.6667 |
| 2- Phippen Jr. S/ 3- Evans M/ 4- Wright J/ 5- Harvey D/ 13- McBride I/         | 1          | 05:40   | 1           | 05:30    | 00:10         | 2-0   | 2          | 0   | 1   | 0   | 0   | 2.0000 |
| 2- Phippen Jr. S/ 3- Evans M/ 4- Wright J/ 5- Harvey D/ 34- Odusipe A/         | 1          | 05:30   | 1           | 00:31    | 04:59         | 2-12  | -10        | 4   | 0   | 1   | 0   | 0.2857 |
| 2- Phippen Jr. S/ 3- Evans M/ 4- Wright J/ 5- Harvey D/ 15- Brown C/           | 1          | 00:31   | 2           | 16:52    | 03:39         | 11-4  | 7          | 2   | 1   | 1   | 2   | 2.2000 |
| 2- Phippen Jr. S/ 3- Evans M/ 4- Wright J/ 5- Harvey D/ 42- Millora-Brown Q/   | 2          | 16:52   | 2           | 15:22    | 01:30         | 2-5   | -3         | 1   | 0   | 0   | 1   | 0.6667 |
| 2- Phippen Jr. S/ 3- Evans M/ 10- Stute M/ 12- Thomas T/ 42- Millora-Brown Q/  | 2          | 15:22   | 2           | 14:36    | 00:46         | 1-3   | -2         | 2   | 0   | 0   | 0   | 0.6944 |
| 2- Phippen Jr. S/ 5- Harvey D/ 10- Stute M/ 12- Thomas T/ 42- Millora-Brown Q/ | 2          | 14:36   | 2           | 12:21    | 02:15         | 7-5   | 2          | 1   | 0   | 0   | 0   | 2.0349 |
| 2- Phippen Jr. S/ 5- Harvey D/ 10- Stute M/ 12- Thomas T/ 15- Brown C/         | 2          | 12:21   | 2           | 09:25    | 02:56         | 6-3   | 3          | 5   | 0   | 1   | 1   | 1.3514 |
| 2- Phippen Jr. S/ 4- Wright J/ 5- Harvey D/ 12- Thomas T/ 15- Brown C/         | 2          | 09:25   | 2           | 06:20    | 03:05         | 8-5   | 3          | 3   | 0   | 0   | 2   | 1.3605 |
| 2- Phippen Jr. S/ 3- Evans M/ 5- Harvey D/ 12- Thomas T/ 15- Brown C/          | 2          | 06:20   | 2           | 00:00    | 06:20         | 6-10  | -4         | 4   | 2   | 2   | 0   | 0.5102 |



**Vanderbilt at Florida**

03/11/21 Bridgestone Arena, Nashville, Tenn.  
2020-21 Men's Basketball Tournament

**Game Time:** 1:28 PM  
**Game Duration:** 1:53  
**Attendance:** 1,733

**Officials:** Doug Shows, Byron Jarrett, K.B. Burdett

**Florida**

| Lineup   | Quarter On | Time On | Quarter Off | Time Off | Time on Court | Score | Score Diff | Reb | Stl | Tov | Ass | PPP    |
|--|------------|---------|-------------|----------|---------------|-------|------------|-----|-----|-----|-----|--------|
| 1- Mann T/2- Ruzhentsev S/4- Duruji A/10- Locke N/12- Castleton C/     | 1          | 20:00   | 1           | 19:10    | 00:50         | 0-2   | -2         | 0   | 0   | 1   | 0   | 0.0000 |
| 1- Mann T/2- Ruzhentsev S/4- Duruji A/12- Castleton C/44- Lane N/      | 1          | 19:10   | 1           | 14:00    | 05:10         | 8-6   | 2          | 5   | 0   | 2   | 1   | 0.8889 |
| 1- Mann T/2- Ruzhentsev S/5- Payne O/15- Osifo O/44- Lane N/           | 1          | 14:00   | 1           | 12:23    | 01:37         | 2-3   | -1         | 1   | 0   | 0   | 1   | 0.6667 |
| 5- Payne O/10- Locke N/15- Osifo O/22- Appleby T/44- Lane N/           | 1          | 12:23   | 1           | 10:31    | 01:52         | 4-0   | 4          | 1   | 0   | 0   | 1   | 1.6393 |
| 10- Locke N/12- Castleton C/15- Osifo O/22- Appleby T/23- Lewis S/     | 1          | 10:31   | 1           | 09:18    | 01:13         | 2-3   | -1         | 1   | 1   | 2   | 1   | 0.6667 |
| 1- Mann T/5- Payne O/15- Osifo O/22- Appleby T/23- Lewis S/            | 1          | 09:18   | 1           | 08:51    | 00:27         | 0-2   | -2         | 1   | 0   | 0   | 0   | 0.0000 |
| 1- Mann T/4- Duruji A/22- Appleby T/23- Lewis S/33- Jitoboh J/         | 1          | 08:51   | 1           | 07:53    | 00:58         | 2-0   | 2          | 2   | 0   | 0   | 1   | 1.0000 |
| 1- Mann T/4- Duruji A/5- Payne O/10- Locke N/23- Lewis S/              | 1          | 07:53   | 1           | 05:40    | 02:13         | 4-2   | 2          | 3   | 0   | 0   | 1   | 2.0000 |
| 1- Mann T/2- Ruzhentsev S/4- Duruji A/10- Locke N/12- Castleton C/     | 1          | 05:40   | 1           | 02:48    | 02:52         | 4-4   | 0          | 2   | 1   | 1   | 1   | 0.8000 |
| 2- Ruzhentsev S/12- Castleton C/15- Osifo O/22- Appleby T/23- Lewis S/ | 1          | 02:48   | 1           | 01:51    | 00:57         | 2-0   | 2          | 0   | 0   | 0   | 0   | 2.0000 |
| 1- Mann T/10- Locke N/12- Castleton C/15- Osifo O/22- Appleby T/       | 1          | 01:51   | 2           | 20:00    | 01:51         | 6-0   | 6          | 2   | 0   | 1   | 2   | 1.5000 |
| 1- Mann T/2- Ruzhentsev S/4- Duruji A/10- Locke N/12- Castleton C/     | 2          | 20:00   | 2           | 18:09    | 01:51         | 2-6   | -4         | 0   | 0   | 0   | 0   | 1.0000 |
| 1- Mann T/10- Locke N/12- Castleton C/15- Osifo O/22- Appleby T/       | 2          | 18:09   | 2           | 15:22    | 02:47         | 7-7   | 0          | 2   | 0   | 1   | 2   | 1.4344 |
| 1- Mann T/4- Duruji A/5- Payne O/10- Locke N/22- Appleby T/            | 2          | 15:22   | 2           | 13:27    | 01:55         | 5-4   | 1          | 1   | 0   | 0   | 1   | 1.6667 |
| 2- Ruzhentsev S/4- Duruji A/5- Payne O/22- Appleby T/23- Lewis S/      | 2          | 13:27   | 2           | 12:12    | 01:15         | 3-5   | -2         | 0   | 0   | 0   | 1   | 3.0000 |
| 2- Ruzhentsev S/4- Duruji A/12- Castleton C/22- Appleby T/23- Lewis S/ | 2          | 12:12   | 2           | 11:45    | 00:27         | 0-0   | 0          | 1   | 0   | 0   | 0   | 0.0000 |
| 4- Duruji A/10- Locke N/12- Castleton C/22- Appleby T/23- Lewis S/     | 2          | 11:45   | 2           | 09:25    | 02:20         | 3-5   | -2         | 1   | 0   | 0   | 0   | 0.7732 |
| 1- Mann T/4- Duruji A/10- Locke N/12- Castleton C/22- Appleby T/       | 2          | 09:25   | 2           | 08:33    | 00:52         | 0-6   | -6         | 0   | 0   | 0   | 0   | 0.0000 |
| 1- Mann T/5- Payne O/10- Locke N/15- Osifo O/22- Appleby T/            | 2          | 08:33   | 2           | 07:56    | 00:37         | 2-0   | 2          | 1   | 0   | 0   | 0   | 2.2727 |
| 1- Mann T/10- Locke N/12- Castleton C/15- Osifo O/22- Appleby T/       | 2          | 07:56   | 2           | 07:13    | 00:43         | 2-2   | 0          | 1   | 0   | 0   | 0   | 1.1364 |
| 1- Mann T/12- Castleton C/15- Osifo O/22- Appleby T/23- Lewis S/       | 2          | 07:13   | 2           | 06:20    | 00:53         | 1-0   | 1          | 2   | 0   | 0   | 0   | 0.6944 |
| 1- Mann T/4- Duruji A/10- Locke N/12- Castleton C/23- Lewis S/         | 2          | 06:20   | 2           | 04:21    | 01:59         | 5-2   | 3          | 1   | 2   | 1   | 2   | 1.2887 |
| 1- Mann T/4- Duruji A/12- Castleton C/22- Appleby T/23- Lewis S/       | 2          | 04:21   | 2           | 01:40    | 02:41         | 0-2   | -2         | 5   | 0   | 3   | 0   | 0.0000 |
| 1- Mann T/4- Duruji A/10- Locke N/12- Castleton C/22- Appleby T/       | 2          | 01:40   | 2           | 00:30    | 01:10         | 2-2   | 0          | 3   | 0   | 0   | 0   | 2.0000 |
| 1- Mann T/10- Locke N/12- Castleton C/22- Appleby T/23- Lewis S/       | 2          | 00:30   | 2           | 00:28    | 00:02         | 1-0   | 1          | 0   | 0   | 0   | 0   | 2.2727 |
| 1- Mann T/4- Duruji A/12- Castleton C/22- Appleby T/23- Lewis S/       | 2          | 00:28   | 2           | 00:00    | 00:28         | 2-0   | 2          | 2   | 0   | 0   | 0   | 1.5152 |



**Vanderbilt at Florida**

03/11/21 Bridgestone Arena, Nashville, Tenn.  
2020-21 Men's Basketball Tournament

**Game Time:** 1:28 PM  
**Game Duration:** 1:53  
**Attendance:** 1,733

**Officials:** Doug Shows, Byron Jarrett, K.B. Burdett

**Vanderbilt**

| Lineup   | Time  | Score | Score Diff | Pts/Min | Reb | Stl | Tov | Ass | PPP    |
|--|-------|-------|------------|---------|-----|-----|-----|-----|--------|
| 2- Phippen Jr. S/ 3- Evans M/ 4- Wright J/ 5- Harvey D/ 15- Brown C/           | 09:39 | 19-12 | 7          | 1.9689  | 5   | 3   | 3   | 4   | 1.2402 |
| 2- Phippen Jr. S/ 3- Evans M/ 5- Harvey D/ 12- Thomas T/ 15- Brown C/          | 06:20 | 6-10  | -4         | 0.9474  | 4   | 2   | 2   | 0   | 0.5102 |
| 2- Phippen Jr. S/ 3- Evans M/ 4- Wright J/ 5- Harvey D/ 34- Odusipe A/         | 04:59 | 2-12  | -10        | 0.4013  | 4   | 0   | 1   | 0   | 0.2857 |
| 2- Phippen Jr. S/ 4- Wright J/ 5- Harvey D/ 12- Thomas T/ 15- Brown C/         | 03:05 | 8-5   | 3          | 2.5946  | 3   | 0   | 0   | 2   | 1.3605 |
| 2- Phippen Jr. S/ 5- Harvey D/ 10- Stute M/ 12- Thomas T/ 15- Brown C/         | 02:56 | 6-3   | 3          | 2.0455  | 5   | 0   | 1   | 1   | 1.3514 |
| 3- Evans M/ 10- Stute M/ 12- Thomas T/ 13- McBride I/ 42- Millora-Brown Q/     | 02:35 | 3-5   | -2         | 1.1613  | 1   | 1   | 1   | 1   | 0.7500 |
| 2- Phippen Jr. S/ 5- Harvey D/ 10- Stute M/ 12- Thomas T/ 42- Millora-Brown Q/ | 02:15 | 7-5   | 2          | 3.1111  | 1   | 0   | 0   | 0   | 2.0349 |
| 2- Phippen Jr. S/ 3- Evans M/ 5- Harvey D/ 13- McBride I/ 15- Brown C/         | 02:13 | 2-4   | -2         | 0.9023  | 0   | 0   | 0   | 0   | 0.6667 |
| 2- Phippen Jr. S/ 4- Wright J/ 10- Stute M/ 12- Thomas T/ 42- Millora-Brown Q/ | 02:07 | 3-3   | 0          | 1.4173  | 2   | 0   | 1   | 1   | 1.0000 |
| 2- Phippen Jr. S/ 3- Evans M/ 4- Wright J/ 5- Harvey D/ 42- Millora-Brown Q/   | 01:30 | 2-5   | -3         | 1.3333  | 1   | 0   | 0   | 1   | 0.6667 |
| 2- Phippen Jr. S/ 3- Evans M/ 10- Stute M/ 13- McBride I/ 15- Brown C/         | 01:25 | 2-2   | 0          | 1.4118  | 1   | 0   | 0   | 0   | 1.0000 |
| 2- Phippen Jr. S/ 3- Evans M/ 10- Stute M/ 12- Thomas T/ 42- Millora-Brown Q/  | 00:46 | 1-3   | -2         | 1.3043  | 2   | 0   | 0   | 0   | 0.6944 |
| 2- Phippen Jr. S/ 3- Evans M/ 4- Wright J/ 5- Harvey D/ 13- McBride I/         | 00:10 | 2-0   | 2          | 12.0000 | 0   | 1   | 0   | 0   | 2.0000 |



**Vanderbilt at Florida**

03/11/21 Bridgestone Arena, Nashville, Tenn.  
2020-21 Men's Basketball Tournament

**Game Time:** 1:28 PM  
**Game Duration:** 1:53  
**Attendance:** 1,733

**Officials:** Doug Shows, Byron Jarrett, K.B. Burdett

**Florida**

| Lineup   | Time  | Score | Score Diff | Pts/Min | Reb | Stl | Tov | Ass | PPP    |
|--|-------|-------|------------|---------|-----|-----|-----|-----|--------|
| 1- Mann T/ 2- Ruzhentsev S/ 4- Duruji A/ 10- Locke N/ 12- Castleton C/     | 05:33 | 6-12  | -6         | 1.0811  | 2   | 1   | 2   | 1   | 0.7500 |
| 1- Mann T/ 10- Locke N/ 12- Castleton C/ 15- Osifo O/ 22- Appleby T/       | 05:21 | 15-9  | 6          | 2.8037  | 5   | 0   | 2   | 4   | 1.4098 |
| 1- Mann T/ 2- Ruzhentsev S/ 4- Duruji A/ 12- Castleton C/ 44- Lane N/      | 05:10 | 8-6   | 2          | 1.5484  | 5   | 0   | 2   | 1   | 0.8889 |
| 1- Mann T/ 4- Duruji A/ 12- Castleton C/ 22- Appleby T/ 23- Lewis S/       | 03:09 | 2-2   | 0          | 0.6349  | 7   | 0   | 3   | 0   | 0.3759 |
| 4- Duruji A/ 10- Locke N/ 12- Castleton C/ 22- Appleby T/ 23- Lewis S/     | 02:20 | 3-5   | -2         | 1.2857  | 1   | 0   | 0   | 0   | 0.7732 |
| 1- Mann T/ 4- Duruji A/ 5- Payne O/ 10- Locke N/ 23- Lewis S/              | 02:13 | 4-2   | 2          | 1.8045  | 3   | 0   | 0   | 1   | 2.0000 |
| 1- Mann T/ 4- Duruji A/ 10- Locke N/ 12- Castleton C/ 22- Appleby T/       | 02:02 | 2-8   | -6         | 0.9836  | 3   | 0   | 0   | 0   | 1.0000 |
| 1- Mann T/ 4- Duruji A/ 10- Locke N/ 12- Castleton C/ 23- Lewis S/         | 01:59 | 5-2   | 3          | 2.5210  | 1   | 2   | 1   | 2   | 1.2887 |
| 1- Mann T/ 4- Duruji A/ 5- Payne O/ 10- Locke N/ 22- Appleby T/            | 01:55 | 5-4   | 1          | 2.6087  | 1   | 0   | 0   | 1   | 1.6667 |
| 5- Payne O/ 10- Locke N/ 15- Osifo O/ 22- Appleby T/ 44- Lane N/           | 01:52 | 4-0   | 4          | 2.1429  | 1   | 0   | 0   | 1   | 1.6393 |
| 1- Mann T/ 2- Ruzhentsev S/ 5- Payne O/ 15- Osifo O/ 44- Lane N/           | 01:37 | 2-3   | -1         | 1.2371  | 1   | 0   | 0   | 1   | 0.6667 |
| 2- Ruzhentsev S/ 4- Duruji A/ 5- Payne O/ 22- Appleby T/ 23- Lewis S/      | 01:15 | 3-5   | -2         | 2.4000  | 0   | 0   | 0   | 1   | 3.0000 |
| 10- Locke N/ 12- Castleton C/ 15- Osifo O/ 22- Appleby T/ 23- Lewis S/     | 01:13 | 2-3   | -1         | 1.6438  | 1   | 1   | 2   | 1   | 0.6667 |
| 1- Mann T/ 4- Duruji A/ 22- Appleby T/ 23- Lewis S/ 33- Jitoboh J/         | 00:58 | 2-0   | 2          | 2.0690  | 2   | 0   | 0   | 1   | 1.0000 |
| 2- Ruzhentsev S/ 12- Castleton C/ 15- Osifo O/ 22- Appleby T/ 23- Lewis S/ | 00:57 | 2-0   | 2          | 2.1053  | 0   | 0   | 0   | 0   | 2.0000 |
| 1- Mann T/ 12- Castleton C/ 15- Osifo O/ 22- Appleby T/ 23- Lewis S/       | 00:53 | 1-0   | 1          | 1.1321  | 2   | 0   | 0   | 0   | 0.6944 |
| 1- Mann T/ 5- Payne O/ 10- Locke N/ 15- Osifo O/ 22- Appleby T/            | 00:37 | 2-0   | 2          | 3.2432  | 1   | 0   | 0   | 0   | 2.2727 |
| 1- Mann T/ 5- Payne O/ 15- Osifo O/ 22- Appleby T/ 23- Lewis S/            | 00:27 | 0-2   | -2         | 0.0000  | 1   | 0   | 0   | 0   | 0.0000 |
| 2- Ruzhentsev S/ 4- Duruji A/ 12- Castleton C/ 22- Appleby T/ 23- Lewis S/ | 00:27 | 0-0   | 0          | 0.0000  | 1   | 0   | 0   | 0   | 0.0000 |
| 1- Mann T/ 10- Locke N/ 12- Castleton C/ 22- Appleby T/ 23- Lewis S/       | 00:02 | 1-0   | 1          | 30.0000 | 0   | 0   | 0   | 0   | 2.2727 |