



Officials: Don Daily, Ted Valentine, Jeffery Clark

Vanderbilt - 78

Record: 8-14

| NO. | Name | Min | FG | | | 3P | | | FT | | | Rebounds | | | Fouls | | TP | AS | TO | ST | Blocks | | +/- |
|---------------|-----------------------|---------|-------|------|-------|----|----|-----|----|----|----|----------|----|---|-------|---|----|----|----|----|--------|----|-----|
| | | | M-A | M-A | M-A | OR | DR | TOT | PF | FD | BS | BA | | | | | | | | | | | |
| 15 | Clevon Brown | F 17:15 | 0-2 | 0-0 | 0-1 | 0 | 2 | 2 | 4 | 1 | 0 | 0 | 0 | 1 | 0 | 0 | 0 | 1 | 0 | 0 | 0 | 0 | 20 |
| 2 | Scotty Pippen Jr. | G 34:48 | 10-13 | 5-6 | 11-12 | 1 | 2 | 3 | 1 | 12 | 36 | 3 | 4 | 4 | 0 | 0 | 3 | 4 | 4 | 0 | 0 | 13 | |
| 3 | Maxwell Evans | G 29:48 | 3-5 | 1-3 | 0-2 | 1 | 3 | 4 | 1 | 4 | 7 | 0 | 1 | 2 | 0 | 0 | 1 | 2 | 0 | 0 | 0 | 19 | |
| 4 | Jordan Wright | G 32:05 | 5-9 | 0-1 | 5-6 | 2 | 9 | 11 | 2 | 3 | 15 | 1 | 2 | 1 | 1 | 1 | 1 | 1 | 0 | 0 | 0 | 15 | |
| 12 | Trey Thomas | G 14:52 | 1-3 | 0-1 | 2-2 | 0 | 5 | 5 | 2 | 1 | 4 | 1 | 3 | 0 | 0 | 0 | 3 | 1 | 0 | 0 | 0 | 6 | |
| 13 | Issac McBride | 11:07 | 0-2 | 0-1 | 0-0 | 0 | 0 | 0 | 1 | 0 | 0 | 0 | 0 | 3 | 1 | 0 | 2 | 1 | 0 | 2 | 1 | | |
| 5 | D.J. Harvey | 21:49 | 4-7 | 2-5 | 0-0 | 2 | 1 | 3 | 1 | 0 | 10 | 2 | 2 | 1 | 1 | 0 | 1 | 1 | 0 | 0 | 0 | -5 | |
| 11 | Braelee Albert | 10:26 | 0-2 | 0-2 | 0-0 | 0 | 1 | 1 | 1 | 0 | 0 | 2 | 0 | 0 | 0 | 0 | 0 | 0 | 0 | 0 | 0 | -1 | |
| 42 | Quentin Millora-Brown | 13:59 | 3-5 | 0-0 | 0-0 | 1 | 1 | 2 | 2 | 0 | 6 | 0 | 0 | 0 | 0 | 0 | 0 | 0 | 0 | 0 | 0 | 3 | |
| 10 | Myles Stute | 11:51 | 0-3 | 0-2 | 0-0 | 0 | 1 | 1 | 0 | 0 | 0 | 0 | 1 | 0 | 0 | 0 | 0 | 0 | 0 | 0 | 0 | 3 | |
| 50 | Ejike Obinna | 02:00 | 0-0 | 0-0 | 0-0 | 0 | 0 | 0 | 1 | 0 | 0 | 0 | 0 | 0 | 0 | 0 | 0 | 0 | 0 | 0 | 0 | -4 | |
| Team | | | | | | 1 | 0 | 1 | | | 0 | | | 0 | | | | | | | | | |
| Totals | | | 26-51 | 8-21 | 18-23 | 8 | 25 | 33 | 16 | 21 | 78 | 10 | 16 | 9 | 2 | 2 | 14 | | | | | | |

| Shooting By Period | | |
|--------------------|-------|-------|
| 1st FG% | 15-26 | 57.7% |
| 3PT% | 7-12 | 58.3% |
| FT% | 10-13 | 76.9% |
| 2nd FG% | 11-25 | 44.0% |
| 3PT% | 1-9 | 11.1% |
| FT% | 8-10 | 80% |
| GM FG% | 26-51 | 51.0% |
| 3PT% | 8-21 | 38.1% |
| FT% | 18-23 | 78.3% |

Dead Ball Rebounds: 2, 0

Technical Fouls::NONE

Cincinnati - 64

Record: 9-10

| NO. | Name | Min | FG | | | 3P | | | FT | | | Rebounds | | | Fouls | | TP | AS | TO | ST | Blocks | | +/- |
|---------------|--------------------|---------|-------|------|------|----|----|-----|----|----|----|----------|----|---|-------|---|-----|----|----|----|--------|-----|-----|
| | | | M-A | M-A | M-A | OR | DR | TOT | PF | FD | BS | BA | | | | | | | | | | | |
| 33 | Chris Vogt | C 10:17 | 1-3 | 0-0 | 0-0 | 0 | 1 | 1 | 3 | 0 | 2 | 1 | 0 | 0 | 0 | 0 | 0 | 0 | 0 | 0 | 0 | 0 | 5 |
| 2 | Keith Williams | G 29:22 | 6-12 | 3-4 | 5-7 | 1 | 1 | 2 | 3 | 6 | 20 | 1 | 3 | 1 | 0 | 0 | 0 | 0 | 0 | 0 | 0 | -7 | |
| 3 | Mike Saunders Jr. | G 16:51 | 1-4 | 0-1 | 1-2 | 0 | 2 | 2 | 0 | 2 | 3 | 3 | 3 | 1 | 0 | 1 | 0 | 1 | 0 | 1 | 0 | -6 | |
| 23 | Mika Adams-Woods | G 40:00 | 6-9 | 1-3 | 3-3 | 0 | 0 | 0 | 4 | 3 | 16 | 2 | 1 | 1 | 0 | 0 | 0 | 0 | 0 | 0 | 0 | -14 | |
| 24 | Jeremiah Davenport | G 37:16 | 6-9 | 3-6 | 0-0 | 2 | 4 | 6 | 1 | 3 | 15 | 5 | 1 | 0 | 0 | 0 | 0 | 0 | 0 | 0 | 0 | -15 | |
| 13 | Tari Eason | 20:39 | 1-2 | 0-0 | 0-1 | 1 | 4 | 5 | 5 | 1 | 2 | 2 | 6 | 2 | 1 | 0 | 0 | 0 | 0 | 0 | 0 | -5 | |
| 20 | Mamoudou Diarra | 11:48 | 1-3 | 1-2 | 0-0 | 0 | 2 | 2 | 4 | 0 | 3 | 0 | 3 | 0 | 0 | 0 | 0 | 0 | 0 | 0 | 0 | -13 | |
| 43 | Rob Banks | 01:15 | 0-0 | 0-0 | 0-0 | 0 | 0 | 0 | 0 | 0 | 0 | 0 | 0 | 0 | 0 | 0 | 0 | 0 | 0 | 0 | 0 | -2 | |
| 45 | Mason Madsen | 32:32 | 1-11 | 1-9 | 0-0 | 0 | 3 | 3 | 1 | 1 | 3 | 0 | 1 | 3 | 1 | 1 | 0 | 1 | 1 | 1 | 1 | -13 | |
| Team | | | | | | 1 | 2 | 3 | | | 0 | | | 0 | | | | | | | | | |
| Totals | | | 23-53 | 9-25 | 9-13 | 5 | 19 | 24 | 21 | 16 | 64 | 14 | 18 | 8 | 2 | 2 | -14 | | | | | | |

| Shooting By Period | | |
|--------------------|-------|-------|
| 1st FG% | 13-27 | 48.1% |
| 3PT% | 6-16 | 37.5% |
| FT% | 3-4 | 75% |
| 2nd FG% | 10-26 | 38.5% |
| 3PT% | 3-9 | 33.3% |
| FT% | 6-9 | 66.7% |
| GM FG% | 23-53 | 43.4% |
| 3PT% | 9-25 | 36.0% |
| FT% | 9-13 | 69.2% |

Dead Ball Rebounds: 4, 1

Technical Fouls::NONE

| | VAN | CIN |
|------------------|----------------------------|---------------------------|
| Biggest lead | 18 (2 nd 16:04) | 3 (1 st 18:45) |
| Best Scoring Run | 11(2 nd 19:06) | 8(2 nd 3:57) |
| Lead Changes | 3 | |
| Times Tied | 2 | |
| Time with Lead | 35:26 | 03:52 |

| Points from | VAN | CIN |
|---------------|-----|-----|
| Turnovers | 24 | 11 |
| Paint | 34 | 26 |
| Second Chance | 8 | 2 |
| Fast Breaks | 12 | 8 |
| Bench | 16 | 8 |

| | Period by Period Scoring | | |
|-----|--------------------------|-----|-----|
| | 1st | 2nd | TOT |
| VAN | 47 | 31 | 78 |
| CIN | 35 | 29 | 64 |



Vanderbilt at Cincinnati

03/04/21 Fifth Third Arena, Cincinnati, Ohio
2020-21 Men's Basketball

Game Time: 7:00 PM
Game Duration: 2:07
Attendance: 2,000

Officials: Don Daily, Ted Valentine, Jeffery Clark

Period 1

Quarter Starters:

| | | | | | |
|------------|-----------------|------------------|------------------|----------------|------------|
| CIN | 2 Williams K | 3 Saunders Jr. M | 23 Adams-Woods M | 24 Davenport J | 33 Vogt C |
| VAN | 2 Phippen Jr. S | 3 Evans M | 4 Wright J | 12 Thomas T | 15 Brown C |

| Game Time | CIN | Score | Diff | VAN |
|-----------|--|------------|-----------|---|
| 20:00 | 33 VOGT C jumpball won | | | 15 BROWN C jumpball lost |
| 19:42 | 23 ADAMS-WOODS M 2pt FG in the paint, layup made (2) | 2-0 | 2 | |
| 19:42 | 33 VOGT C assist (1) | | | |
| 19:25 | 23 ADAMS-WOODS M foul personal (1 - 1) | | | 2 PIPPEN JR. S foul drawn (1) |
| 19:09 | 33 VOGT C foul shooting (1 - 2) | | | 4 WRIGHT J foul drawn (1) |
| 19:09 | | 2-1 | 1 | 4 WRIGHT J free throw 1 - 2 made (1) |
| 19:09 | | 2-2 | 0 | 4 WRIGHT J free throw 2 - 2 made (2) |
| 18:45 | 24 DAVENPORT J 3pt FG , jump shot made (3) | 5-2 | 3 | |
| 18:45 | 3 SAUNDERS JR. M assist (1) | | | |
| 18:17 | 3 SAUNDERS JR. M steal (1) | | | 2 PIPPEN JR. S turnover bad pass (1) |
| 18:12 | 3 SAUNDERS JR. M 2pt FG from turnover in the paint, layup blocked | | | |
| 18:12 | | | | 4 WRIGHT J block (1) |
| 18:06 | | | | 12 THOMAS T defensive rebound (1) |
| 17:58 | | | | 15 BROWN C 2pt FG in the paint, layup missed |
| 17:58 | defensive rebound (1) | | | |
| 17:49 | 2 WILLIAMS K turnover bad pass (1) | | | 2 PIPPEN JR. S steal (1) |
| 17:49 | 33 VOGT C foul personal (2 - 3) | | | 2 PIPPEN JR. S foul drawn (2) |
| 17:49 | 33 VOGT C substitution out | | | |
| 17:49 | 13 EASON T substitution in | | | |
| 17:25 | | 5-4 | 1 | 12 THOMAS T 2pt FG from turnover in the paint, layup made (2) |
| 17:16 | 24 DAVENPORT J 3pt FG , jump shot missed | | | |
| 17:15 | 2 WILLIAMS K offensive rebound (1) | | | |
| 17:15 | 2 WILLIAMS K foul drawn (1) | | | 12 THOMAS T foul personal (1 - 1) |
| 17:03 | 13 EASON T turnover lost ball (1) | | | 2 PIPPEN JR. S steal (2) |
| 17:00 | 2 WILLIAMS K foul shooting (1 - 4) | | | 4 WRIGHT J foul drawn (2) |
| 17:00 | | 5-5 | 0 | 4 WRIGHT J free throw fast break 1 - 2 made (3) |
| 17:00 | | 5-6 | -1 | 4 WRIGHT J free throw fast break 2 - 2 made (4) |
| 16:49 | 3 SAUNDERS JR. M foul drawn (1) | | | 12 THOMAS T foul personal (2 - 2) |
| 16:49 | | | | 12 THOMAS T substitution out |
| 16:49 | | | | 13 MCBRIDE I substitution in |
| 16:49 | 2 WILLIAMS K 2pt FG in the paint, pull up jump shot made (2) | 7-6 | 1 | |
| 16:06 | | | | 15 BROWN C 2pt FG in the paint, layup missed |
| 16:03 | 24 DAVENPORT J defensive rebound (1) | | | |
| 16:02 | 3 SAUNDERS JR. M 3pt FG , jump shot missed | | | |
| 15:58 | | | | 15 BROWN C defensive rebound (1) |
| 15:48 | | | | 2 PIPPEN JR. S 2pt FG in the paint, layup missed |
| 15:45 | 24 DAVENPORT J defensive rebound (2) | | | |
| 15:39 | 2 WILLIAMS K 3pt FG , jump shot missed | | | |
| 15:35 | 24 DAVENPORT J offensive rebound (3) | | | |
| 15:22 | 2 WILLIAMS K 2pt FG second chance outside the paint, turnaround jump shot missed | | | |
| 15:18 | | | | 4 WRIGHT J defensive rebound (1) |



Vanderbilt at Cincinnati

03/04/21 Fifth Third Arena, Cincinnati, Ohio
2020-21 Men's Basketball

Game Time: 7:00 PM
Game Duration: 2:07
Attendance: 2,000

Officials: Don Daily, Ted Valentine, Jeffery Clark

| Game Time | CIN | Score | Diff | VAN |
|-----------|--|--------------|-----------|--|
| 15:15 | | 7-8 | -1 | 2 PIPPEN JR. S 2pt FG fast break in the paint, driving layup made (2) |
| 14:48 | 13 EASON T 2pt FG in the paint, hook shot missed | | | |
| 14:44 | | | | 4 WRIGHT J defensive rebound (2) |
| 14:36 | | 7-10 | -3 | 3 EVANS M 2pt FG in the paint, dunk, made (2) |
| 14:36 | Timeout 30 Sec | | | |
| 14:36 | Timeout media | | | |
| 14:36 | 2 WILLIAMS K substitution out | | | |
| 14:36 | 3 SAUNDERS JR. M substitution out | | | |
| 14:36 | 24 DAVENPORT J substitution out | | | |
| 14:36 | 20 DIARRA M substitution in | | | |
| 14:36 | 43 BANKS R substitution in | | | |
| 14:36 | 45 MADSEN M substitution in | | | |
| 14:36 | | | | 2 PIPPEN JR. S substitution out |
| 14:36 | | | | 4 WRIGHT J substitution out |
| 14:36 | | | | 15 BROWN C substitution out |
| 14:36 | | | | 5 HARVEY D substitution in |
| 14:36 | | | | 11 ALBERT B substitution in |
| 14:36 | | | | 42 MILLORA-BROWN Q substitution in |
| 14:07 | 20 DIARRA M turnover lost ball (1) | | | |
| 14:00 | | | | 13 MCBRIDE I turnover out of bounds (1) |
| 13:42 | 20 DIARRA M turnover out of bounds (2) | | | |
| 13:31 | | 7-12 | -5 | 42 MILLORA-BROWN Q 2pt FG from turnover in the paint, dunk, made (2) |
| 13:31 | | | | 11 ALBERT B assist (1) |
| 13:21 | 45 MADSEN M turnover out of bounds (1) | | | |
| 13:21 | 43 BANKS R substitution out | | | |
| 13:21 | 2 WILLIAMS K substitution in | | | |
| 13:17 | | 7-14 | -7 | 3 EVANS M 2pt FG fast break from turnover in the paint, layup made (4) |
| 13:17 | | | | 5 HARVEY D assist (1) |
| 13:05 | 20 DIARRA M turnover out of bounds (3) | | | |
| 13:05 | 20 DIARRA M substitution out | | | |
| 13:05 | 45 MADSEN M substitution out | | | |
| 13:05 | 3 SAUNDERS JR. M substitution in | | | |
| 13:05 | 24 DAVENPORT J substitution in | | | |
| 12:48 | | | | 13 MCBRIDE I turnover travel (2) |
| 12:26 | 2 WILLIAMS K 2pt FG from turnover in the paint, pull up jump shot made (4) | 9-14 | -5 | |
| 12:11 | | | | 13 MCBRIDE I 2pt FG outside the paint, jump shot blocked |
| 12:11 | 13 EASON T block (1) | | | |
| 12:11 | | | | offensive rebound (5) |
| 12:11 | | | | 3 EVANS M substitution out |
| 12:11 | | | | 2 PIPPEN JR. S substitution in |
| 12:04 | 2 WILLIAMS K steal (1) | | | 2 PIPPEN JR. S turnover lost ball (2) |
| 11:59 | 3 SAUNDERS JR. M foul drawn (2) | | | 42 MILLORA-BROWN Q foul shooting (1 - 3) |
| 11:57 | Timeout media | | | |
| 11:57 | 3 SAUNDERS JR. M free throw fast break 1 - 2 missed | | | |
| 11:57 | offensive dead ball rebound (1) | | | |
| 11:57 | 3 SAUNDERS JR. M free throw fast break 2 - 2 made (1) | 10-14 | -4 | |



Vanderbilt at Cincinnati

03/04/21 Fifth Third Arena, Cincinnati, Ohio
2020-21 Men's Basketball

Game Time: 7:00 PM
Game Duration: 2:07
Attendance: 2,000

Officials: Don Daily, Ted Valentine, Jeffery Clark

| Game Time | CIN | Score | Diff | VAN |
|-----------|--|--------------|-----------|---|
| 11:37 | | 10-17 | -7 | 2 PIPPEN JR. S 3pt FG , step back jump shot made (5) |
| 11:22 | 2 WILLIAMS K 3pt FG , jump shot made (7) | 13-17 | -4 | |
| 11:22 | 13 EASON T assist (1) | | | |
| 11:01 | 13 EASON T foul shooting (1 - 5) | | | 2 PIPPEN JR. S foul drawn (3) |
| 11:01 | | 13-18 | -5 | 2 PIPPEN JR. S free throw 1 - 2 made (6) |
| 11:01 | 3 SAUNDERS JR. M substitution out | | | |
| 11:01 | 45 MADSEN M substitution in | | | |
| 11:01 | | | | 13 MCBRIDE I substitution out |
| 11:01 | | | | 4 WRIGHT J substitution in |
| 11:01 | | 13-19 | -6 | 2 PIPPEN JR. S free throw 2 - 2 made (7) |
| 10:38 | 2 WILLIAMS K 3pt FG , jump shot made (10) | 16-19 | -3 | |
| 10:38 | 24 DAVENPORT J assist (1) | | | |
| 10:08 | | 16-21 | -5 | 4 WRIGHT J 2pt FG in the paint, driving layup made (6) |
| 10:08 | | | | 2 PIPPEN JR. S assist (1) |
| 09:59 | 45 MADSEN M 3pt FG , jump shot missed | | | |
| 09:55 | | | | 11 ALBERT B defensive rebound (1) |
| 09:40 | | 16-24 | -8 | 2 PIPPEN JR. S 3pt FG , jump shot made (10) |
| 09:40 | | | | 5 HARVEY D assist (2) |
| 09:40 | 13 EASON T foul shooting (2 - 6) | | | 2 PIPPEN JR. S foul drawn (4) |
| 09:40 | 13 EASON T substitution out | | | |
| 09:40 | 20 DIARRA M substitution in | | | |
| 09:40 | | | | 42 MILLORA-BROWN Q substitution out |
| 09:40 | | | | 15 BROWN C substitution in |
| 09:40 | | 16-25 | -9 | 2 PIPPEN JR. S free throw 1 - 1 made (11) |
| 09:36 | 2 WILLIAMS K foul drawn (2) | | | 15 BROWN C foul shooting (1 - 4) |
| 09:36 | 2 WILLIAMS K free throw 1 - 2 made (11) | 17-25 | -8 | |
| 09:36 | 2 WILLIAMS K free throw 2 - 2 made (12) | 18-25 | -7 | |
| 09:23 | 2 WILLIAMS K foul personal (2 - 7) | | | 15 BROWN C foul drawn (1) |
| 09:23 | 2 WILLIAMS K substitution out | | | |
| 09:23 | 3 SAUNDERS JR. M substitution in | | | |
| 09:23 | | | | 15 BROWN C 1&1 free throw 1 missed |
| 09:20 | 45 MADSEN M defensive rebound (1) | | | |
| 09:04 | 23 ADAMS-WOODS M 3pt FG , jump shot made (5) | 21-25 | -4 | |
| 09:04 | 24 DAVENPORT J assist (2) | | | |
| 08:41 | | 21-27 | -6 | 5 HARVEY D 2pt FG outside the paint, pull up jump shot made (2) |
| 08:33 | 24 DAVENPORT J 3pt FG , jump shot made (6) | 24-27 | -3 | |
| 08:33 | 3 SAUNDERS JR. M assist (2) | | | |
| 08:13 | | 24-30 | -6 | 5 HARVEY D 3pt FG , jump shot made (5) |
| 08:13 | | | | 11 ALBERT B assist (2) |
| 08:05 | 23 ADAMS-WOODS M 3pt FG , jump shot missed | | | |
| 08:02 | | | | 5 HARVEY D defensive rebound (1) |
| 07:56 | 20 DIARRA M foul personal (1 - 8) | | | 2 PIPPEN JR. S foul drawn (5) |
| 07:56 | Timeout media | | | |
| 07:56 | | | | 11 ALBERT B substitution out |
| 07:56 | | | | 15 BROWN C substitution out |
| 07:56 | | | | 10 STUTE M substitution in |
| 07:56 | | | | 42 MILLORA-BROWN Q substitution in |
| 07:56 | | 24-31 | -7 | 2 PIPPEN JR. S 1&1 free throw 1 made (12) |



Vanderbilt at Cincinnati

03/04/21 Fifth Third Arena, Cincinnati, Ohio
2020-21 Men's Basketball

Game Time: 7:00 PM
Game Duration: 2:07
Attendance: 2,000

Officials: Don Daily, Ted Valentine, Jeffery Clark

| Game Time | CIN | Score | Diff | VAN |
|-----------|---|--------------|------------|--|
| 07:56 | | 24-32 | -8 | 2 PIPPEN JR. S 1&1 free throw 2 made (13) |
| 07:40 | 3 SAUNDERS JR. M turnover bad pass (1) | | | |
| 07:34 | | 24-35 | -11 | 5 HARVEY D 3pt FG fast break from turnover, jump shot made (8) |
| 07:34 | | | | 2 PIPPEN JR. S assist (2) |
| 07:14 | 20 DIARRA M 3pt FG , jump shot made (3) | 27-35 | -8 | |
| 07:14 | 3 SAUNDERS JR. M assist (3) | | | |
| 06:51 | | | | 42 MILLORA-BROWN Q 2pt FG in the paint, layup missed |
| 06:47 | 20 DIARRA M defensive rebound (1) | | | |
| 06:37 | 45 MADSEN M 3pt FG , jump shot missed | | | |
| 06:34 | | | | 2 PIPPEN JR. S defensive rebound (1) |
| 06:24 | | | | 5 HARVEY D turnover travel (1) |
| 06:24 | | | | 5 HARVEY D substitution out |
| 06:24 | | | | 3 EVANS M substitution in |
| 06:11 | 3 SAUNDERS JR. M 2pt FG from turnover in the paint, driving layup missed | | | |
| 06:07 | | | | 3 EVANS M defensive rebound (1) |
| 06:03 | | | | 10 STUTE M 3pt FG , jump shot missed |
| 06:00 | 24 DAVENPORT J defensive rebound (4) | | | |
| 05:44 | 24 DAVENPORT J foul drawn (1) | | | 4 WRIGHT J foul personal (1 - 5) |
| 05:41 | 20 DIARRA M substitution out | | | |
| 05:41 | 33 VOGT C substitution in | | | |
| 05:35 | 3 SAUNDERS JR. M 2pt FG in the paint, driving layup made (3) | 29-35 | -6 | |
| 05:05 | | | | 3 EVANS M 3pt FG , jump shot missed |
| 05:02 | | | | 42 MILLORA-BROWN Q offensive rebound (1) |
| 05:01 | | 29-37 | -8 | 42 MILLORA-BROWN Q 2pt FG second chance in the paint, layup made (4) |
| 04:51 | jump ball situation | | | |
| 04:51 | 23 ADAMS-WOODS M turnover lost ball (1) | | | 2 PIPPEN JR. S steal (3) |
| 04:32 | | | | 3 EVANS M 3pt FG from turnover, jump shot missed |
| 04:29 | 3 SAUNDERS JR. M defensive rebound (1) | | | |
| 04:28 | 3 SAUNDERS JR. M turnover bad pass (2) | | | 3 EVANS M steal (1) |
| 04:08 | 45 MADSEN M steal (1) | | | 2 PIPPEN JR. S turnover bad pass (3) |
| 03:56 | 23 ADAMS-WOODS M 2pt FG from turnover outside the paint, jump shot made (7) | 31-37 | -6 | |
| 03:56 | 24 DAVENPORT J assist (3) | | | |
| 03:28 | | 31-40 | -9 | 2 PIPPEN JR. S 3pt FG , jump shot made (16) |
| 03:28 | | | | 4 WRIGHT J assist (1) |
| 03:20 | 24 DAVENPORT J 2pt FG fast break in the paint, driving layup made (8) | 33-40 | -7 | |
| 03:06 | | | | 42 MILLORA-BROWN Q 2pt FG in the paint, hook shot missed |
| 03:01 | 33 VOGT C defensive rebound (1) | | | |
| 03:00 | 24 DAVENPORT J 2pt FG fast break in the paint, layup made (10) | 35-40 | -5 | |
| 02:57 | | | | Timeout 30 Sec |
| 02:57 | Timeout media | | | |
| 02:57 | 33 VOGT C substitution out | | | |
| 02:57 | 20 DIARRA M substitution in | | | |
| 02:57 | | | | 42 MILLORA-BROWN Q substitution out |
| 02:57 | | | | 15 BROWN C substitution in |
| 02:32 | | 35-43 | -8 | 2 PIPPEN JR. S 3pt FG , jump shot made (19) |



Official Basketball Play by Play - First Half

Vanderbilt at Cincinnati

03/04/21 Fifth Third Arena, Cincinnati, Ohio
2020-21 Men's Basketball

Game Time: 7:00 PM
Game Duration: 2:07
Attendance: 2,000

Officials: Don Daily, Ted Valentine, Jeffery Clark

| Game Time | CIN | Score | Diff | VAN |
|----------------------|--|--------------|------------|--|
| 02:32 | | | | 10 STUTE M assist (1) |
| 02:13 | 20 DIARRA M 3pt FG , jump shot missed | | | |
| 02:10 | 24 DAVENPORT J offensive rebound (5) | | | |
| 02:06 | 45 MADSEN M 3pt FG second chance, jump shot missed | | | |
| 02:02 | | | | 4 WRIGHT J defensive rebound (3) |
| 01:34 | | | | 10 STUTE M 3pt FG , jump shot missed |
| 01:30 | 3 SAUNDERS JR. M defensive rebound (2) | | | |
| 01:18 | 3 SAUNDERS JR. M turnover lost ball (3) | | | 2 PIPPEN JR. S steal (4) |
| 01:10 | | 35-46 | -11 | 2 PIPPEN JR. S 3pt FG from turnover, jump shot made (22) |
| 01:10 | 24 DAVENPORT J foul shooting (1 - 9) | | | 2 PIPPEN JR. S foul drawn (6) |
| 01:10 | | | | 4 WRIGHT J substitution out |
| 01:10 | | | | 13 MCBRIDE I substitution in |
| 01:10 | | 35-47 | -12 | 2 PIPPEN JR. S free throw 1 - 1 made (23) |
| 00:52 | 23 ADAMS-WOODS M 3pt FG , jump shot missed | | | |
| 00:49 | | | | 3 EVANS M defensive rebound (2) |
| 00:46 | 20 DIARRA M foul personal (2 - 10) | | | 3 EVANS M foul drawn (1) |
| 00:46 | | | | 3 EVANS M free throw fast break 1 - 2 missed |
| 00:46 | | | | offensive dead ball rebound (1) |
| 00:46 | | | | 3 EVANS M free throw fast break 2 - 2 missed |
| 00:38 | 20 DIARRA M defensive rebound (2) | | | |
| 00:36 | 45 MADSEN M foul drawn (1) | | | 15 BROWN C foul personal (2 - 6) |
| 00:36 | | | | 10 STUTE M substitution out |
| 00:36 | | | | 11 ALBERT B substitution in |
| 00:23 | 45 MADSEN M 3pt FG , jump shot missed | | | |
| 00:22 | | | | 2 PIPPEN JR. S defensive rebound (2) |
| 00:01 | | | | 11 ALBERT B 3pt FG , jump shot missed |
| 00:01 | defensive dead ball rebound (2) | | | |
| END OF PERIOD | | | | |
| CIN 35-47 VAN | | | | |



Vanderbilt at Cincinnati

03/04/21 Fifth Third Arena, Cincinnati, Ohio
2020-21 Men's Basketball

Game Time: 7:00 PM
Game Duration: 2:07
Attendance: 2,000

Officials: Don Daily, Ted Valentine, Jeffery Clark

Vanderbilt - 47

| NO. | Name | Min | FG | | | Rebounds | | | Fouls | | TP | AS | TO | ST | Blocks | | +/- |
|---------------|-----------------------|---------|-------|------|-------|----------|----|-----|-------|----|----|----|----|----|--------|----|-----|
| | | | M-A | 3P | FT | OR | DR | TOT | PF | FD | | | | | BS | BA | |
| 15 | Clevon Brown | F 10:05 | 0-2 | 0-0 | 0-1 | 0 | 1 | 1 | 2 | 1 | 0 | 0 | 0 | 0 | 0 | 0 | 8 |
| 2 | Scotty Pippen Jr. | G 17:35 | 6-7 | 5-5 | 6-6 | 0 | 2 | 2 | 0 | 6 | 23 | 2 | 3 | 4 | 0 | 0 | 10 |
| 3 | Maxwell Evans | G 14:13 | 2-4 | 0-2 | 0-2 | 0 | 2 | 2 | 0 | 1 | 4 | 0 | 0 | 1 | 0 | 0 | 9 |
| 4 | Jordan Wright | G 15:15 | 1-1 | 0-0 | 4-4 | 0 | 3 | 3 | 1 | 2 | 6 | 1 | 0 | 0 | 1 | 0 | 9 |
| 12 | Trey Thomas | G 03:11 | 1-1 | 0-0 | 0-0 | 0 | 1 | 1 | 2 | 0 | 2 | 0 | 0 | 0 | 0 | 0 | 1 |
| 13 | Issac McBride | 06:58 | 0-1 | 0-0 | 0-0 | 0 | 0 | 0 | 0 | 0 | 0 | 0 | 2 | 0 | 0 | 1 | 5 |
| 5 | D.J. Harvey | 08:12 | 3-3 | 2-2 | 0-0 | 0 | 1 | 1 | 0 | 0 | 8 | 2 | 1 | 0 | 0 | 0 | 5 |
| 11 | Braelee Albert | 07:16 | 0-1 | 0-1 | 0-0 | 0 | 1 | 1 | 0 | 0 | 0 | 2 | 0 | 0 | 0 | 0 | 3 |
| 42 | Quentin Millora-Brown | 09:55 | 2-4 | 0-0 | 0-0 | 1 | 0 | 1 | 1 | 0 | 4 | 0 | 0 | 0 | 0 | 0 | 4 |
| 10 | Myles Stute | 07:20 | 0-2 | 0-2 | 0-0 | 0 | 0 | 0 | 0 | 0 | 0 | 1 | 0 | 0 | 0 | 0 | 6 |
| Team | | | | | | 1 | 0 | 1 | | | 0 | | 0 | | | | |
| Totals | | | 15-26 | 7-12 | 10-13 | 2 | 11 | 13 | 6 | 10 | 47 | 8 | 6 | 5 | 1 | 1 | 12 |

| Shooting By Period | | |
|--------------------|-------|-------|
| 1st FG% | 15-26 | 57.7% |
| 3PT% | 7-12 | 58.3% |
| FT% | 10-13 | 76.9% |
| GM FG% | 15-26 | 57.7% |
| 3PT% | 7-12 | 58.3% |
| FT% | 10-13 | 76.9% |

Dead Ball Rebounds: 1, 0

Technical Fouls::NONE

Cincinnati - 35

| NO. | Name | Min | FG | | | Rebounds | | | Fouls | | TP | AS | TO | ST | Blocks | | +/- |
|---------------|--------------------|---------|-------|------|-----|----------|----|-----|-------|----|----|----|----|----|--------|----|-----|
| | | | M-A | 3P | FT | OR | DR | TOT | PF | FD | | | | | BS | BA | |
| 33 | Chris Vogt | C 04:55 | 0-0 | 0-0 | 0-0 | 0 | 1 | 1 | 2 | 0 | 0 | 1 | 0 | 0 | 0 | 0 | 6 |
| 2 | Keith Williams | G 09:22 | 4-6 | 2-3 | 2-2 | 1 | 0 | 1 | 2 | 2 | 12 | 0 | 1 | 1 | 0 | 0 | -5 |
| 3 | Mike Saunders Jr. | G 16:51 | 1-4 | 0-1 | 1-2 | 0 | 2 | 2 | 0 | 2 | 3 | 3 | 3 | 1 | 0 | 1 | -6 |
| 23 | Mika Adams-Woods | G 20:00 | 3-5 | 1-3 | 0-0 | 0 | 0 | 0 | 1 | 0 | 7 | 0 | 1 | 0 | 0 | 0 | -12 |
| 24 | Jeremiah Davenport | G 18:29 | 4-5 | 2-3 | 0-0 | 2 | 3 | 5 | 1 | 1 | 10 | 3 | 0 | 0 | 0 | 0 | -8 |
| 13 | Tari Eason | 08:09 | 0-1 | 0-0 | 0-0 | 0 | 0 | 0 | 2 | 0 | 0 | 1 | 1 | 0 | 1 | 0 | -11 |
| 20 | Mamoudou Diarra | 08:27 | 1-2 | 1-2 | 0-0 | 0 | 2 | 2 | 2 | 0 | 3 | 0 | 3 | 0 | 0 | 0 | -11 |
| 43 | Rob Banks | 01:15 | 0-0 | 0-0 | 0-0 | 0 | 0 | 0 | 0 | 0 | 0 | 0 | 0 | 0 | 0 | 0 | -2 |
| 45 | Mason Madsen | 12:32 | 0-4 | 0-4 | 0-0 | 0 | 1 | 1 | 0 | 1 | 0 | 0 | 1 | 1 | 0 | 0 | -11 |
| Team | | | | | | 0 | 1 | 1 | | | 0 | | 0 | | | | |
| Totals | | | 13-27 | 6-16 | 3-4 | 3 | 10 | 13 | 10 | 6 | 35 | 8 | 10 | 3 | 1 | 1 | -12 |

| Shooting By Period | | |
|--------------------|-------|-------|
| 1st FG% | 13-27 | 48.1% |
| 3PT% | 6-16 | 37.5% |
| FT% | 3-4 | 75% |
| GM FG% | 13-27 | 48.1% |
| 3PT% | 6-16 | 37.5% |
| FT% | 3-4 | 75.0% |

Dead Ball Rebounds: 1, 1

Technical Fouls::NONE

| | VAN | CIN |
|------------------|---------------------------|---------------------------|
| Biggest lead | 12 (1 st 1:10) | 3 (1 st 18:45) |
| Best Scoring Run | 8 (1 st 13:17) | 5 (1 st 9:04) |
| Lead Changes | 3 | |
| Times Tied | 2 | |
| Time with Lead | 15:26 | 03:52 |

| | VAN | CIN |
|---------------|-----|-----|
| Points from | | |
| Turnovers | 15 | 5 |
| Paint | 14 | 12 |
| Second Chance | 2 | 0 |
| Fast Breaks | 9 | 5 |
| Bench | 12 | 3 |

| | Period by Period Scoring | | |
|-----|--------------------------|-----|-----|
| | 1st | 2nd | TOT |
| VAN | 47 | 31 | 78 |
| CIN | 35 | 29 | 64 |



Vanderbilt at Cincinnati

03/04/21 Fifth Third Arena, Cincinnati, Ohio
2020-21 Men's Basketball

Game Time: 7:00 PM
Game Duration: 2:07
Attendance: 2,000

Officials: Don Daily, Ted Valentine, Jeffery Clark

Period 2

Quarter Starters:

| | | | | | |
|------------|-----------------|------------------|----------------|-------------|-------------|
| CIN | 2 Williams K | 23 Adams-Woods M | 24 Davenport J | 33 Vogt C | 45 Madsen M |
| VAN | 2 Phippen Jr. S | 3 Evans M | 4 Wright J | 12 Thomas T | 15 Brown C |

| Game Time | CIN | Score | Diff | VAN |
|-----------|---|--------------|------------|---|
| 20:00 | 3 SAUNDERS JR. M substitution out | | | |
| 20:00 | 20 DIARRA M substitution out | | | |
| 20:00 | 2 WILLIAMS K substitution in | | | |
| 20:00 | 33 VOGT C substitution in | | | |
| 20:00 | | | | 11 ALBERT B substitution out |
| 20:00 | | | | 13 MCBRIDE I substitution out |
| 20:00 | | | | 4 WRIGHT J substitution in |
| 20:00 | | | | 12 THOMAS T substitution in |
| 19:48 | 33 VOGT C 2pt FG in the paint, hook shot missed | | | |
| 19:44 | | | | 12 THOMAS T defensive rebound (2) |
| 19:28 | | 35-49 | -14 | 2 PIPPEN JR. S 2pt FG in the paint, dunk, made (25) |
| 19:14 | 45 MADSEN M 3pt FG , jump shot missed | | | |
| 19:11 | | | | 4 WRIGHT J defensive rebound (4) |
| 19:06 | | 35-51 | -16 | 4 WRIGHT J 2pt FG in the paint, driving layup made (8) |
| 18:57 | 2 WILLIAMS K foul drawn (3) | | | 15 BROWN C foul personal (3 - 1) |
| 18:44 | 33 VOGT C 2pt FG outside the paint, hook shot missed | | | |
| 18:39 | | | | 4 WRIGHT J defensive rebound (5) |
| 18:16 | 45 MADSEN M steal (2) | | | 3 EVANS M turnover bad pass (1) |
| 18:09 | 23 ADAMS-WOODS M foul drawn (1) | | | 15 BROWN C foul shooting (4 - 2) |
| 18:09 | 23 ADAMS-WOODS M free throw 1 - 2 made (8) | 36-51 | -15 | |
| 18:09 | 33 VOGT C substitution out | | | |
| 18:09 | 13 EASON T substitution in | | | |
| 18:09 | | | | 15 BROWN C substitution out |
| 18:09 | | | | 42 MILLORA-BROWN Q substitution in |
| 18:09 | 23 ADAMS-WOODS M free throw 2 - 2 made (9) | 37-51 | -14 | |
| 17:39 | | | | 4 WRIGHT J 3pt FG , jump shot missed |
| 17:37 | 45 MADSEN M defensive rebound (2) | | | |
| 17:21 | 24 DAVENPORT J 3pt FG , jump shot missed | | | |
| 17:21 | offensive dead ball rebound (3) | | | |
| 17:21 | 2 WILLIAMS K foul drawn (4) | | | 3 EVANS M foul personal (1 - 3) |
| 17:07 | 2 WILLIAMS K 2pt FG second chance outside the paint, jump shot missed | | | |
| 17:03 | | | | 12 THOMAS T defensive rebound (3) |
| 16:46 | | 37-53 | -16 | 42 MILLORA-BROWN Q 2pt FG in the paint, layup made (6) |
| 16:46 | | | | 12 THOMAS T assist (1) |
| 16:36 | 13 EASON T turnover lost ball (2) | | | |
| 16:29 | 13 EASON T steal (1) | | | 2 PIPPEN JR. S turnover bad pass (4) |
| 16:23 | 45 MADSEN M 3pt FG from turnover, jump shot missed | | | |
| 16:20 | | | | 42 MILLORA-BROWN Q defensive rebound (2) |
| 16:04 | | 37-55 | -18 | 2 PIPPEN JR. S 2pt FG in the paint, driving layup made (27) |
| 15:45 | Timeout media | | | |
| 15:45 | 13 EASON T substitution out | | | |
| 15:45 | 33 VOGT C substitution in | | | |



Vanderbilt at Cincinnati

03/04/21 Fifth Third Arena, Cincinnati, Ohio
2020-21 Men's Basketball

Game Time: 7:00 PM
Game Duration: 2:07
Attendance: 2,000

Officials: Don Daily, Ted Valentine, Jeffery Clark

| Game Time | CIN | Score | Diff | VAN |
|-----------|---|--------------|------------|--|
| 15:45 | | | | 3 EVANS M substitution out |
| 15:45 | | | | 42 MILLORA-BROWN Q substitution out |
| 15:45 | | | | 5 HARVEY D substitution in |
| 15:45 | | | | 50 OBINNA E substitution in |
| 15:33 | 23 ADAMS-WOODS M 2pt FG in the paint, driving layup made (11) | 39-55 | -16 | |
| 15:08 | | | | 12 THOMAS T turnover travel (1) |
| 15:01 | 23 ADAMS-WOODS M 2pt FG from turnover in the paint, driving layup made (13) | 41-55 | -14 | |
| 14:31 | | | | 12 THOMAS T turnover bad pass (2) |
| 14:30 | | | | 4 WRIGHT J substitution out |
| 14:30 | | | | 11 ALBERT B substitution in |
| 14:21 | 33 VOGT C 2pt FG from turnover in the paint, dunk, made (2) | 43-55 | -12 | |
| 14:21 | 24 DAVENPORT J assist (4) | | | |
| 13:51 | 33 VOGT C foul shooting (3 - 1) | | | 2 PIPPEN JR. S foul drawn (7) |
| 13:51 | | 43-56 | -13 | 2 PIPPEN JR. S free throw 1 - 2 made (28) |
| 13:51 | | 43-57 | -14 | 2 PIPPEN JR. S free throw 2 - 2 made (29) |
| 13:45 | 23 ADAMS-WOODS M foul drawn (2) | | | 50 OBINNA E foul personal (1 - 4) |
| 13:45 | | | | 50 OBINNA E substitution out |
| 13:45 | | | | 10 STUTE M substitution in |
| 13:38 | 2 WILLIAMS K foul drawn (5) | | | 11 ALBERT B foul shooting (1 - 5) |
| 13:38 | 2 WILLIAMS K free throw 1 - 2 missed | | | |
| 13:38 | offensive dead ball rebound (4) | | | |
| 13:38 | 33 VOGT C substitution out | | | |
| 13:38 | 13 EASON T substitution in | | | |
| 13:38 | 2 WILLIAMS K free throw 2 - 2 made (13) | 44-57 | -13 | |
| 13:31 | | | | 12 THOMAS T turnover travel (3) |
| 13:26 | 2 WILLIAMS K 2pt FG from turnover in the paint, turnaround jump shot missed | | | |
| 13:23 | | | | 10 STUTE M defensive rebound (1) |
| 12:56 | | | | 12 THOMAS T 2pt FG in the paint, layup missed |
| 12:56 | | | | 5 HARVEY D offensive rebound (2) |
| 12:42 | 23 ADAMS-WOODS M foul personal (2 - 2) | | | 2 PIPPEN JR. S foul drawn (8) |
| 12:42 | | | | 12 THOMAS T substitution out |
| 12:42 | | | | 13 MCBRIDE I substitution in |
| 12:33 | | | | 11 ALBERT B 3pt FG second chance, jump shot missed |
| 12:30 | | | | 2 PIPPEN JR. S offensive rebound (3) |
| 12:30 | | | | 2 PIPPEN JR. S 2pt FG second chance in the paint, layup missed |
| 12:30 | 24 DAVENPORT J defensive rebound (6) | | | |
| 12:30 | 24 DAVENPORT J foul drawn (2) | | | 2 PIPPEN JR. S foul personal (1 - 6) |
| 12:03 | 13 EASON T turnover lost ball (3) | | | 13 MCBRIDE I steal (1) |
| 11:57 | | | | 10 STUTE M 2pt FG from turnover in the paint, layup missed |
| 11:54 | 45 MADSEN M defensive rebound (3) | | | |
| 11:45 | 24 DAVENPORT J 3pt FG , jump shot made (13) | 47-57 | -10 | |
| 11:45 | 23 ADAMS-WOODS M assist (1) | | | |
| 11:20 | 24 DAVENPORT J foul drawn (3) | | | 13 MCBRIDE I foul offensive (1 - 7) |
| 11:20 | | | | 13 MCBRIDE I turnover offensive (3) |
| 11:20 | Timeout media | | | |
| 11:20 | | | | 2 PIPPEN JR. S substitution out |



Vanderbilt at Cincinnati

03/04/21 Fifth Third Arena, Cincinnati, Ohio
2020-21 Men's Basketball

Game Time: 7:00 PM
Game Duration: 2:07
Attendance: 2,000

Officials: Don Daily, Ted Valentine, Jeffery Clark

| Game Time | CIN | Score | Diff | VAN |
|-----------|---|--------------|------------|--|
| 11:20 | | | | 11 ALBERT B substitution out |
| 11:20 | | | | 3 EVANS M substitution in |
| 11:20 | | | | 4 WRIGHT J substitution in |
| 11:06 | 2 WILLIAMS K turnover lost ball (2) | | | 4 WRIGHT J steal (1) |
| 11:00 | | 47-59 | -12 | 4 WRIGHT J 2pt FG fast break from turnover in the paint, driving layup made (10) |
| 10:41 | 45 MADSEN M 2pt FG in the paint, layup missed | | | |
| 10:38 | | | | 4 WRIGHT J defensive rebound (6) |
| 10:14 | | | | 13 MCBRIDE I 3pt FG , jump shot blocked |
| 10:14 | 45 MADSEN M block (1) | | | |
| 10:14 | 13 EASON T defensive rebound (1) | | | |
| 09:56 | 2 WILLIAMS K 3pt FG , jump shot made (16) | 50-59 | -9 | |
| 09:56 | 13 EASON T assist (2) | | | |
| 09:36 | | | | 5 HARVEY D 3pt FG , jump shot missed |
| 09:34 | | | | 4 WRIGHT J offensive rebound (7) |
| 09:33 | | 50-61 | -11 | 4 WRIGHT J 2pt FG second chance in the paint, layup made (12) |
| 09:14 | | | | 10 STUTE M substitution out |
| 09:14 | | | | 42 MILLORA-BROWN Q substitution in |
| 09:05 | 2 WILLIAMS K foul drawn (6) | | | 42 MILLORA-BROWN Q foul shooting (2 - 8) |
| 09:05 | 2 WILLIAMS K free throw 1 - 3 missed | | | |
| 09:05 | offensive dead ball rebound (5) | | | |
| 09:05 | 2 WILLIAMS K free throw 2 - 3 made (17) | 51-61 | -10 | |
| 09:05 | 2 WILLIAMS K free throw 3 - 3 made (18) | 52-61 | -9 | |
| 09:04 | 23 ADAMS-WOODS M foul personal (3 - 3) | | | 3 EVANS M foul drawn (2) |
| 08:49 | 2 WILLIAMS K foul personal (3 - 4) | | | 3 EVANS M foul drawn (3) |
| 08:42 | | | | 4 WRIGHT J 2pt FG in the paint, driving layup missed |
| 08:38 | 13 EASON T defensive rebound (2) | | | |
| 08:33 | 45 MADSEN M 2pt FG in the paint, layup blocked | | | |
| 08:33 | | | | 5 HARVEY D block (1) |
| 08:33 | offensive rebound (19) | | | |
| 08:33 | | | | 13 MCBRIDE I substitution out |
| 08:33 | | | | 2 PIPPEN JR. S substitution in |
| 08:30 | 24 DAVENPORT J 3pt FG second chance, jump shot missed | | | |
| 08:28 | 13 EASON T offensive rebound (3) | | | |
| 08:26 | 24 DAVENPORT J 2pt FG second chance in the paint, dunk, made (15) | 54-61 | -7 | |
| 08:26 | 23 ADAMS-WOODS M assist (2) | | | |
| 08:11 | 13 EASON T foul personal (3 - 5) | | | 2 PIPPEN JR. S foul drawn (9) |
| 07:53 | | | | 5 HARVEY D 3pt FG , jump shot missed |
| 07:51 | defensive rebound (21) | | | |
| 07:52 | Timeout media | | | |
| 07:34 | 13 EASON T turnover lost ball (4) | | | |
| 07:34 | | | | 42 MILLORA-BROWN Q substitution out |
| 07:34 | | | | 15 BROWN C substitution in |
| 07:20 | | 54-64 | -10 | 3 EVANS M 3pt FG from turnover, jump shot made (7) |
| 07:20 | | | | 2 PIPPEN JR. S assist (3) |
| 07:09 | 13 EASON T 2pt FG in the paint, layup made (2) | 56-64 | -8 | |
| 07:09 | 24 DAVENPORT J assist (5) | | | |
| 07:03 | 45 MADSEN M foul personal (1 - 6) | | | 3 EVANS M foul drawn (4) |



Vanderbilt at Cincinnati

03/04/21 Fifth Third Arena, Cincinnati, Ohio
2020-21 Men's Basketball

Game Time: 7:00 PM
Game Duration: 2:07
Attendance: 2,000

Officials: Don Daily, Ted Valentine, Jeffery Clark

| Game Time | CIN | Score | Diff | VAN |
|-----------|--|--------------|------------|---|
| 06:40 | | 56-66 | -10 | 2 PIPPEN JR. S 2pt FG in the paint, layup made (31) |
| 06:40 | 13 EASON T foul shooting (4 - 7) | | | 2 PIPPEN JR. S foul drawn (10) |
| 06:40 | | 56-67 | -11 | 2 PIPPEN JR. S free throw 1 - 1 made (32) |
| 06:34 | 24 DAVENPORT J turnover lost ball (1) | | | |
| 06:34 | 13 EASON T substitution out | | | |
| 06:34 | 33 VOGT C substitution in | | | |
| 06:07 | | 56-69 | -13 | 4 WRIGHT J 2pt FG from turnover in the paint, driving layup made (14) |
| 05:53 | 2 WILLIAMS K turnover bad pass (3) | | | 5 HARVEY D steal (1) |
| 05:24 | | | | 4 WRIGHT J 2pt FG from turnover in the paint, layup missed |
| 05:17 | | | | 5 HARVEY D offensive rebound (3) |
| 05:17 | | 56-71 | -15 | 5 HARVEY D 2pt FG from turnover second chance in the paint, layup made (10) |
| 05:11 | 2 WILLIAMS K 2pt FG in the paint, driving layup made (20) | 58-71 | -13 | |
| 05:10 | Timeout 30 Sec | | | |
| 05:10 | Timeout media | | | |
| 05:10 | 24 DAVENPORT J substitution out | | | |
| 05:10 | 33 VOGT C substitution out | | | |
| 05:10 | 13 EASON T substitution in | | | |
| 05:10 | 20 DIARRA M substitution in | | | |
| 04:46 | | | | 5 HARVEY D 3pt FG , jump shot missed |
| 04:43 | 2 WILLIAMS K defensive rebound (2) | | | |
| 04:39 | 45 MADSEN M 3pt FG fast break, jump shot made (3) | 61-71 | -10 | |
| 04:39 | 2 WILLIAMS K assist (1) | | | |
| 04:26 | 45 MADSEN M steal (3) | | | 15 BROWN C turnover bad pass (1) |
| 04:23 | 13 EASON T turnover bad pass (5) | | | |
| 04:23 | | | | 15 BROWN C substitution out |
| 04:23 | | | | 12 THOMAS T substitution in |
| 04:07 | | | | 4 WRIGHT J 2pt FG from turnover in the paint, pull up jump shot missed |
| 04:04 | 13 EASON T defensive rebound (4) | | | |
| 03:57 | 23 ADAMS-WOODS M 2pt FG in the paint, driving layup made (15) | 63-71 | -8 | |
| 03:57 | 23 ADAMS-WOODS M foul drawn (3) | | | 4 WRIGHT J foul shooting (2 - 9) |
| 03:57 | Timeout media | | | |
| 03:57 | 20 DIARRA M substitution out | | | |
| 03:57 | 24 DAVENPORT J substitution in | | | |
| 03:57 | 23 ADAMS-WOODS M free throw 1 - 1 made (16) | 64-71 | -7 | |
| 03:55 | 13 EASON T steal (2) | | | 4 WRIGHT J turnover bad pass (1) |
| 03:50 | 13 EASON T foul drawn (1) | | | 5 HARVEY D foul personal (1 - 10) |
| 03:50 | 13 EASON T free throw fast break 1 - 1 missed | | | |
| 03:50 | | | | 3 EVANS M defensive rebound (3) |
| 03:22 | | | | 12 THOMAS T 3pt FG , jump shot missed |
| 03:20 | | | | 4 WRIGHT J offensive rebound (8) |
| 03:19 | 23 ADAMS-WOODS M steal (1) | | | 4 WRIGHT J turnover lost ball (2) |
| 03:13 | 13 EASON T turnover bad pass (6) | | | 3 EVANS M steal (2) |
| 02:50 | | | | 5 HARVEY D turnover travel (2) |
| 02:38 | 2 WILLIAMS K 2pt FG from turnover in the paint, pull up jump shot missed | | | |
| 02:34 | | | | 4 WRIGHT J defensive rebound (9) |
| 02:18 | 23 ADAMS-WOODS M foul personal (4 - 8) | | | 2 PIPPEN JR. S foul drawn (11) |



Vanderbilt at Cincinnati

03/04/21 Fifth Third Arena, Cincinnati, Ohio
2020-21 Men's Basketball

Game Time: 7:00 PM
Game Duration: 2:07
Attendance: 2,000

Officials: Don Daily, Ted Valentine, Jeffery Clark

| Game Time | CIN | Score | Diff | VAN |
|----------------------|--|--------------|------------|---|
| 02:18 | | | | 2 PIPPEN JR. S 1&1 free throw 1 missed |
| 02:15 | 13 EASON T defensive rebound (5) | | | |
| 02:11 | 2 WILLIAMS K 2pt FG in the paint, layup missed | | | |
| 02:08 | | | | 12 THOMAS T defensive rebound (4) |
| 02:08 | 13 EASON T foul personal (5 - 9) | | | 12 THOMAS T foul drawn (1) |
| 02:08 | 13 EASON T substitution out | | | |
| 02:08 | 20 DIARRA M substitution in | | | |
| 02:08 | | 64-72 | -8 | 12 THOMAS T 1&1 free throw 1 made (3) |
| 02:08 | | | | 5 HARVEY D substitution out |
| 02:08 | | | | 15 BROWN C substitution in |
| 02:08 | | 64-73 | -9 | 12 THOMAS T 1&1 free throw 2 made (4) |
| 01:55 | 23 ADAMS-WOODS M 2pt FG in the paint, driving layup missed | | | |
| 01:52 | | | | 4 WRIGHT J defensive rebound (10) |
| 01:25 | | | | 2 PIPPEN JR. S 3pt FG , jump shot missed |
| 01:21 | | | | 3 EVANS M offensive rebound (4) |
| 01:19 | 20 DIARRA M foul personal (3 - 10) | | | 2 PIPPEN JR. S foul drawn (12) |
| 01:19 | | 64-74 | -10 | 2 PIPPEN JR. S free throw 1 - 2 made (33) |
| 01:19 | | 64-75 | -11 | 2 PIPPEN JR. S free throw 2 - 2 made (34) |
| 01:05 | 45 MADSEN M 3pt FG , jump shot missed | | | |
| 01:01 | | | | 4 WRIGHT J defensive rebound (11) |
| 01:00 | 20 DIARRA M foul personal (4 - 11) | | | 4 WRIGHT J foul drawn (3) |
| 01:00 | | | | 4 WRIGHT J free throw fast break 1 - 2 missed |
| 01:00 | | | | offensive dead ball rebound (2) |
| 01:00 | | 64-76 | -12 | 4 WRIGHT J free throw fast break 2 - 2 made (15) |
| 00:51 | 20 DIARRA M 2pt FG in the paint, hook shot missed | | | |
| 00:48 | | | | 12 THOMAS T defensive rebound (5) |
| 00:31 | | 64-78 | -14 | 2 PIPPEN JR. S 2pt FG in the paint, driving layup made (36) |
| 00:17 | 45 MADSEN M 3pt FG , jump shot missed | | | |
| 00:14 | | | | 15 BROWN C defensive rebound (2) |
| END OF GAME | | | | |
| CIN 64-78 VAN | | | | |



Vanderbilt at Cincinnati

03/04/21 Fifth Third Arena, Cincinnati, Ohio
2020-21 Men's Basketball

Game Time: 7:00 PM
Game Duration: 2:07
Attendance: 2,000

Officials: Don Daily, Ted Valentine, Jeffery Clark

Vanderbilt - 31

| NO. | Name | Min | FG | | | Rebounds | | | Fouls | | TP | AS | TO | ST | Blocks | | +/- |
|---------------|-----------------------|---------|-------|-----|------|----------|----|-----|-------|----|----|----|----|----|--------|----|-----|
| | | | M-A | M-A | M-A | OR | DR | TOT | PF | FD | | | | | BS | BA | |
| 15 | Clevon Brown | F 07:10 | 0-0 | 0-0 | 0-0 | 0 | 1 | 1 | 2 | 0 | 0 | 1 | 0 | 0 | 0 | 0 | 12 |
| 2 | Scotty Pippen Jr. | G 17:13 | 4-6 | 0-1 | 5-6 | 1 | 0 | 1 | 1 | 6 | 13 | 1 | 1 | 0 | 0 | 0 | 3 |
| 3 | Maxwell Evans | G 15:35 | 1-1 | 1-1 | 0-0 | 1 | 1 | 2 | 1 | 3 | 3 | 0 | 1 | 1 | 0 | 0 | 10 |
| 4 | Jordan Wright | G 16:50 | 4-8 | 0-1 | 1-2 | 2 | 6 | 8 | 1 | 1 | 9 | 0 | 2 | 1 | 0 | 0 | 6 |
| 12 | Trey Thomas | G 11:41 | 0-2 | 0-1 | 2-2 | 0 | 4 | 4 | 0 | 1 | 2 | 1 | 3 | 0 | 0 | 0 | 5 |
| 42 | Quentin Millora-Brown | | 04:04 | 1-1 | 0-0 | 0-0 | 0 | 1 | 1 | 1 | 0 | 2 | 0 | 0 | 0 | 0 | -1 |
| 5 | D.J. Harvey | | 13:37 | 1-4 | 0-3 | 0-0 | 2 | 0 | 2 | 1 | 0 | 2 | 0 | 1 | 1 | 1 | -10 |
| 50 | Ejike Obinna | | 02:00 | 0-0 | 0-0 | 0-0 | 0 | 0 | 0 | 1 | 0 | 0 | 0 | 0 | 0 | 0 | -4 |
| 11 | Braelee Albert | | 03:10 | 0-1 | 0-1 | 0-0 | 0 | 0 | 0 | 1 | 0 | 0 | 0 | 0 | 0 | 0 | -4 |
| 10 | Myles Stute | | 04:31 | 0-1 | 0-0 | 0-0 | 0 | 1 | 1 | 0 | 0 | 0 | 0 | 0 | 0 | 0 | -3 |
| 13 | Issac McBride | | 04:09 | 0-1 | 0-1 | 0-0 | 0 | 0 | 0 | 1 | 0 | 0 | 0 | 1 | 1 | 0 | -4 |
| Team | | | | | | 0 | 0 | 0 | | | 0 | | 0 | | | | |
| Totals | | | 11-25 | 1-9 | 8-10 | 6 | 14 | 20 | 10 | 11 | 31 | 2 | 10 | 4 | 1 | 1 | 2 |

| Shooting By Period | | |
|---------------------|-------|-------|
| 2 nd FG% | 11-25 | 44.0% |
| 3PT% | 1-9 | 11.1% |
| FT% | 8-10 | 80% |
| GM FG% | 11-25 | 44.0% |
| 3PT% | 1-9 | 11.1% |
| FT% | 8-10 | 80.0% |

Dead Ball Rebounds: 1, 0

Technical Fouls::NONE

Cincinnati - 29

| NO. | Name | Min | FG | | | Rebounds | | | Fouls | | TP | AS | TO | ST | Blocks | | +/- |
|---------------|--------------------|---------|-------|-----|-----|----------|----|-----|-------|----|----|----|----|----|--------|----|-----|
| | | | M-A | M-A | M-A | OR | DR | TOT | PF | FD | | | | | BS | BA | |
| 33 | Chris Vogt | C 05:22 | 1-3 | 0-0 | 0-0 | 0 | 0 | 0 | 1 | 0 | 2 | 0 | 0 | 0 | 0 | 0 | -1 |
| 2 | Keith Williams | G 20:00 | 2-6 | 1-1 | 3-5 | 0 | 1 | 1 | 1 | 4 | 8 | 1 | 2 | 0 | 0 | 0 | -2 |
| 3 | Mike Saunders Jr. | G 00:00 | 0-0 | 0-0 | 0-0 | 0 | 0 | 0 | 0 | 0 | 0 | 0 | 0 | 0 | 0 | 0 | 0 |
| 23 | Mika Adams-Woods | G 20:00 | 3-4 | 0-0 | 3-3 | 0 | 0 | 0 | 3 | 3 | 9 | 2 | 0 | 1 | 0 | 0 | -2 |
| 24 | Jeremiah Davenport | G 18:47 | 2-4 | 1-3 | 0-0 | 0 | 1 | 1 | 0 | 2 | 5 | 2 | 1 | 0 | 0 | 0 | -7 |
| 45 | Mason Madsen | | 20:00 | 1-7 | 1-5 | 0-0 | 0 | 2 | 2 | 1 | 0 | 3 | 0 | 0 | 2 | 1 | -2 |
| 13 | Tari Eason | | 12:30 | 1-1 | 0-0 | 0-1 | 1 | 4 | 5 | 3 | 1 | 2 | 1 | 5 | 2 | 0 | 6 |
| 20 | Mamoudou Diarra | | 03:21 | 0-1 | 0-0 | 0-0 | 0 | 0 | 0 | 2 | 0 | 0 | 0 | 0 | 0 | 0 | -2 |
| Team | | | | | | 1 | 1 | 2 | | | 0 | | 0 | | | | |
| Totals | | | 10-26 | 3-9 | 6-9 | 2 | 9 | 11 | 11 | 10 | 29 | 6 | 8 | 5 | 1 | 1 | -2 |

| Shooting By Period | | |
|---------------------|-------|-------|
| 2 nd FG% | 10-26 | 38.5% |
| 3PT% | 3-9 | 33.3% |
| FT% | 6-9 | 66.7% |
| GM FG% | 10-26 | 38.5% |
| 3PT% | 3-9 | 33.3% |
| FT% | 6-9 | 66.7% |

Dead Ball Rebounds: 3, 0

Technical Fouls::NONE

| | VAN | CIN |
|------------------|----------------------------|---------------------------|
| Biggest lead | 18 (2 nd 16:04) | 0 (1 st 20:00) |
| Best Scoring Run | 7(2 nd 5:17) | 8(2 nd 3:57) |
| Lead Changes | 0 | |
| Times Tied | 0 | |
| Time with Lead | 19:48 | 00:00 |

| Points from | VAN | CIN |
|---------------|-----|-----|
| Turnovers | 9 | 6 |
| Paint | 20 | 14 |
| Second Chance | 6 | 2 |
| Fast Breaks | 3 | 3 |
| Bench | 4 | 5 |

| | Period by Period Scoring | | |
|-----|--------------------------|-----|-----|
| | 1st | 2nd | TOT |
| VAN | 47 | 31 | 78 |
| CIN | 35 | 29 | 64 |



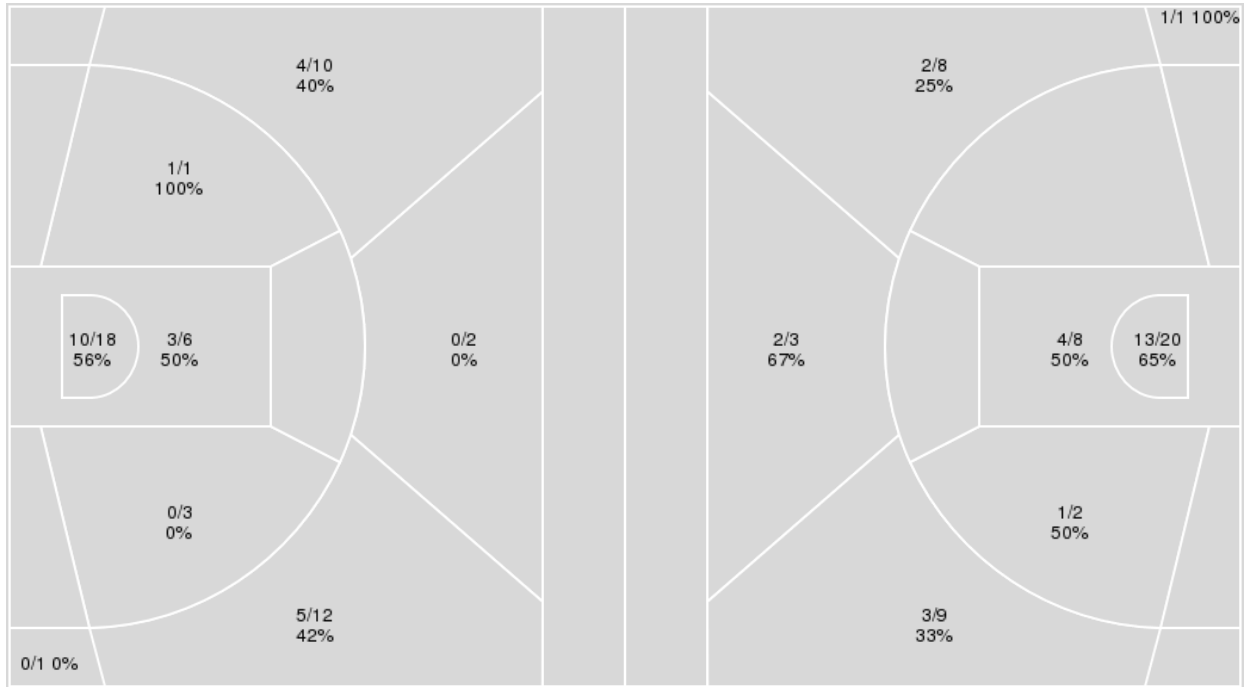
Officials: Don Daily, Ted Valentine, Jeffery Clark

{ Players => All; } FG Types => All; Results => All;

{ Players => All; } FG Types => All; Results => All;

Cincinnati

Vanderbilt



| Cincinnati | M/A | % |
|-------------|-------|----|
| Field Goals | 23/53 | 43 |
| 2 Points | 14/28 | 50 |
| 3 Points | 9/25 | 36 |
| Free Throws | 9/13 | 69 |

| Vanderbilt | M/A | % |
|-------------|-------|----|
| Field Goals | 26/51 | 51 |
| 2 Points | 18/30 | 60 |
| 3 Points | 8/21 | 38 |
| Free Throws | 18/23 | 78 |



Vanderbilt at Cincinnati

03/04/21 Fifth Third Arena, Cincinnati, Ohio
2020-21 Men's Basketball

Game Time: 7:00 PM
Game Duration: 2:07
Attendance: 2,000

Officials: Don Daily, Ted Valentine, Jeffery Clark

Vanderbilt

| No | Name | Mins | | Score | | Points Diff | | Points per Min | | Assists | | Rebounds | | Steals | | Turnovers | |
|----|-----------------------|-------|-------|---------|---------|-------------|-----|----------------|------|---------|-----|----------|-----|--------|-----|-----------|-----|
| | | On | Off | On | Off | On | Off | On | Off | On | Off | On | Off | On | Off | On | Off |
| 2 | Scotty Pippen Jr. | 34:48 | 05:12 | 70 - 57 | 8 - 7 | 13 | 1 | 2.01 | 1.54 | 8 | 2 | 30 | 3 | 8 | 1 | 14 | 2 |
| 3 | Maxwell Evans | 29:48 | 10:12 | 55 - 36 | 23 - 28 | 19 | -5 | 1.85 | 2.25 | 6 | 4 | 27 | 6 | 8 | 1 | 10 | 6 |
| 4 | Jordan Wright | 32:05 | 07:55 | 67 - 52 | 11 - 12 | 15 | -1 | 2.09 | 1.39 | 8 | 2 | 27 | 6 | 8 | 1 | 11 | 5 |
| 5 | D.J. Harvey | 21:49 | 18:11 | 42 - 47 | 36 - 17 | -5 | 19 | 1.93 | 1.98 | 7 | 3 | 14 | 19 | 4 | 5 | 12 | 4 |
| 10 | Myles Stute | 11:51 | 28:09 | 21 - 18 | 57 - 46 | 3 | 11 | 1.77 | 2.02 | 3 | 7 | 10 | 23 | 5 | 4 | 4 | 12 |
| 11 | Braelee Albert | 10:26 | 29:34 | 22 - 23 | 56 - 41 | -1 | 15 | 2.11 | 1.89 | 5 | 5 | 7 | 26 | 1 | 8 | 5 | 11 |
| 12 | Trey Thomas | 14:52 | 25:08 | 23 - 17 | 55 - 47 | 6 | 8 | 1.55 | 2.19 | 1 | 9 | 17 | 16 | 3 | 6 | 9 | 7 |
| 13 | Issac McBride | 11:07 | 28:53 | 17 - 16 | 61 - 48 | 1 | 13 | 1.53 | 2.11 | 2 | 8 | 9 | 24 | 2 | 7 | 4 | 12 |
| 15 | Clevon Brown | 17:15 | 22:45 | 43 - 23 | 35 - 41 | 20 | -6 | 2.49 | 1.54 | 3 | 7 | 17 | 16 | 4 | 5 | 3 | 13 |
| 42 | Quentin Millora-Brown | 13:59 | 26:01 | 28 - 25 | 50 - 39 | 3 | 11 | 2.00 | 1.92 | 7 | 3 | 7 | 26 | 2 | 7 | 6 | 10 |
| 50 | Ejike Obinna | 02:00 | 38:00 | 2 - 6 | 76 - 58 | -4 | 18 | 1.00 | 2.00 | 0 | 10 | 0 | 33 | 0 | 9 | 2 | 14 |

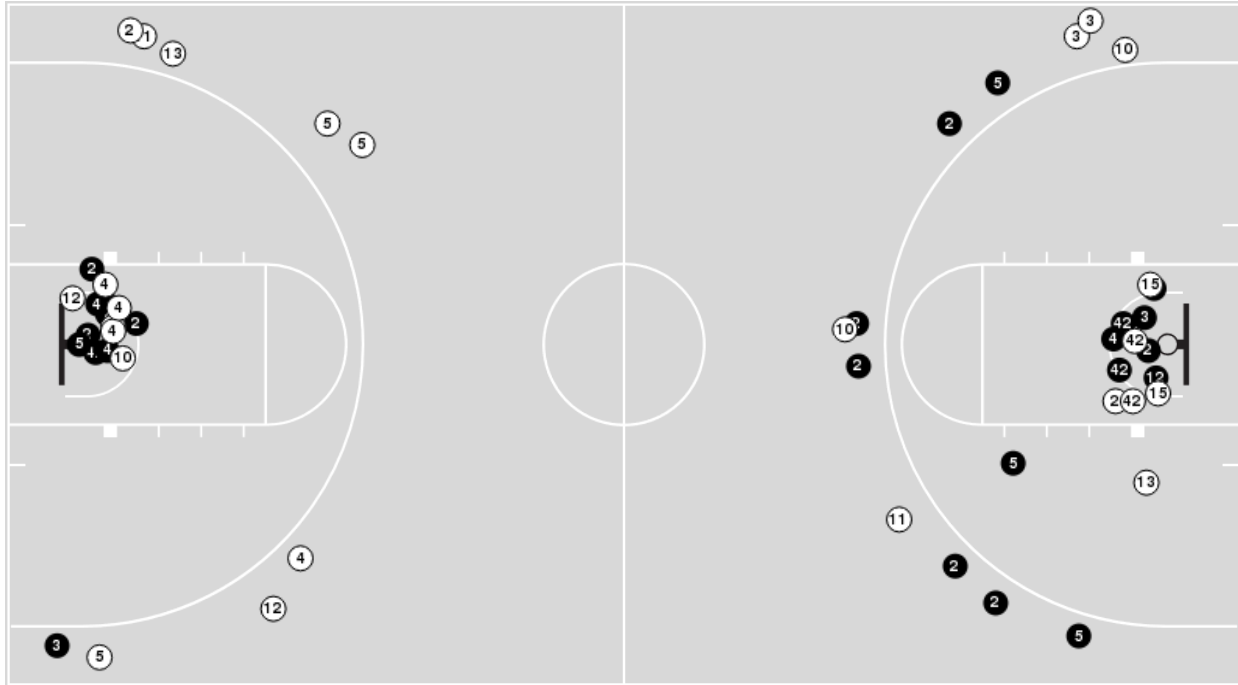
Cincinnati

| No | Name | Mins | | Score | | Points Diff | | Points per Min | | Assists | | Rebounds | | Steals | | Turnovers | |
|----|--------------------|-------|-------|---------|---------|-------------|-----|----------------|------|---------|-----|----------|-----|--------|-----|-----------|-----|
| | | On | Off | On | Off | On | Off | On | Off | On | Off | On | Off | On | Off | On | Off |
| 2 | Keith Williams | 29:22 | 10:38 | 47 - 54 | 17 - 24 | -7 | -7 | 1.60 | 1.60 | 10 | 4 | 16 | 8 | 7 | 1 | 11 | 7 |
| 3 | Mike Saunders Jr. | 16:51 | 23:09 | 30 - 36 | 34 - 42 | -6 | -8 | 1.78 | 1.47 | 7 | 7 | 13 | 11 | 3 | 5 | 6 | 12 |
| 13 | Tari Eason | 20:39 | 19:21 | 31 - 36 | 33 - 42 | -5 | -9 | 1.50 | 1.71 | 7 | 7 | 15 | 9 | 5 | 3 | 12 | 6 |
| 20 | Mamoudou Diarra | 11:48 | 28:12 | 16 - 29 | 48 - 49 | -13 | -1 | 1.36 | 1.70 | 4 | 10 | 8 | 16 | 1 | 7 | 7 | 11 |
| 23 | Mika Adams-Woods | 40:00 | 00:00 | 64 - 78 | 0 - 0 | -14 | 0 | 1.60 | 0.00 | 14 | 0 | 24 | 0 | 8 | 0 | 18 | 0 |
| 24 | Jeremiah Davenport | 37:16 | 02:44 | 59 - 74 | 5 - 4 | -15 | 1 | 1.58 | 1.83 | 13 | 1 | 22 | 2 | 7 | 1 | 13 | 5 |
| 33 | Chris Vogt | 10:17 | 29:43 | 22 - 17 | 42 - 61 | 5 | -19 | 2.14 | 1.41 | 4 | 10 | 3 | 21 | 3 | 5 | 4 | 14 |
| 43 | Rob Banks | 01:15 | 38:45 | 0 - 2 | 64 - 76 | -2 | -12 | 0.00 | 1.65 | 0 | 14 | 0 | 24 | 0 | 8 | 3 | 15 |
| 45 | Mason Madsen | 32:32 | 07:28 | 51 - 64 | 13 - 14 | -13 | -1 | 1.57 | 1.74 | 11 | 3 | 19 | 5 | 6 | 2 | 16 | 2 |




Players => AllFG Types=>AllResults=>All
Vanderbilt

All Field Goals



Blow Up Chart



● Made ○ Missed N - Player Number

| Vanderbilt | M/A | % |
|-------------|-------|----|
| Field Goals | 26/51 | 51 |
| 2 Points | 18/30 | 60 |
| 3 Points | 8/21 | 38 |
| Free Throws | 18/23 | 78 |

| Vanderbilt | M/A | % |
|----------------------|--------------|----|
| Points in the Paint | 34 (17 / 28) | 61 |
| Fast Break Points | 12 (7/10) | 70 |
| Second Chance Points | 8 (5/7) | 71 |
| Effective FG% | 59 | |

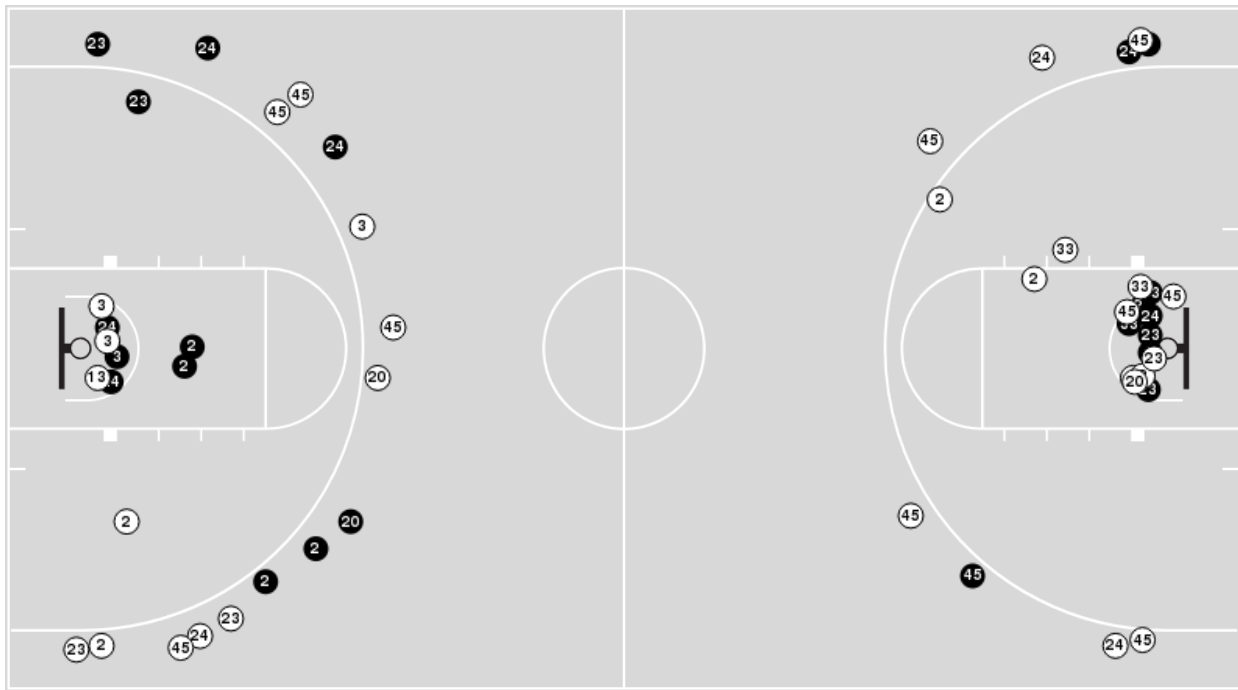


Officials: Don Daily, Ted Valentine, Jeffery Clark

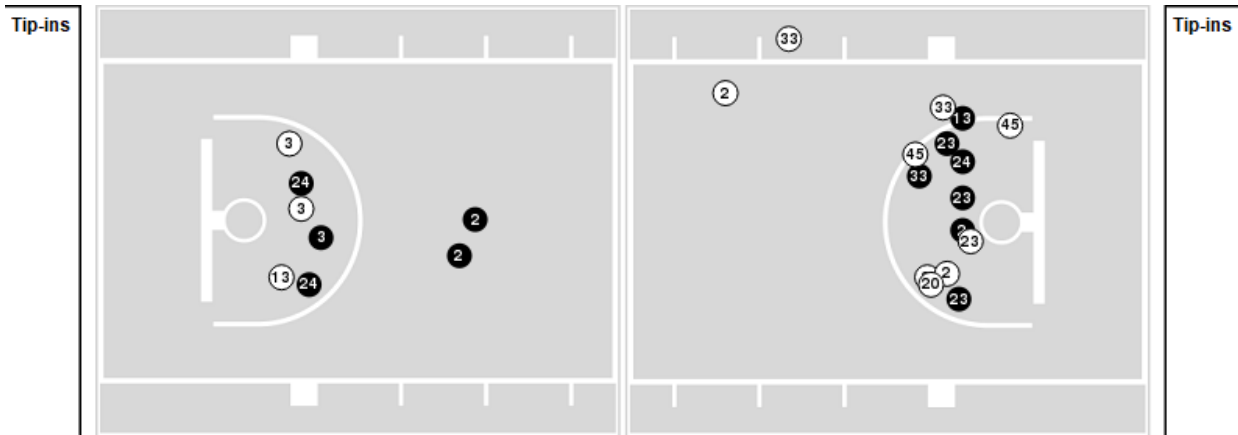
Players => AllFG Types=>AllResults=>All

Cincinnati

All Field Goals



Blow Up Chart



● Made ○ Missed N - Player Number

| Cincinnati | M/A | % |
|-------------|-------|----|
| Field Goals | 23/53 | 43 |
| 2 Points | 14/28 | 50 |
| 3 Points | 9/25 | 36 |
| Free Throws | 9/13 | 69 |

| Cincinnati | M/A | % |
|----------------------|--------------|----|
| Points in the Paint | 26 (13 / 24) | 54 |
| Fast Break Points | 8 (4/6) | 67 |
| Second Chance Points | 2 (1/5) | 20 |
| Effective FG% | 52 | |



Vanderbilt at Cincinnati

03/04/21 Fifth Third Arena, Cincinnati, Ohio
2020-21 Men's Basketball

Game Time: 7:00 PM
Game Duration: 2:07
Attendance: 2,000

Officials: Don Daily, Ted Valentine, Jeffery Clark

Vanderbilt

| Lineup | Quarter On | Time On | Quarter Off | Time Off | Time on Court | Score | Score Diff | Reb | Stl | Tov | Ass | PPP |
|--|------------|---------|-------------|----------|---------------|-------|------------|-----|-----|-----|-----|--------|
| 2- Phippen Jr. S/3- Evans M/4- Wright J/12- Thomas T/15- Brown C/ | 1 | 20:00 | 1 | 16:49 | 03:11 | 6-5 | 1 | 1 | 2 | 1 | 0 | 1.2605 |
| 2- Phippen Jr. S/3- Evans M/4- Wright J/13- McBride I/15- Brown C/ | 1 | 16:49 | 1 | 14:36 | 02:13 | 4-2 | 2 | 3 | 0 | 0 | 0 | 1.0000 |
| 3- Evans M/5- Harvey D/11- Albert B/13- McBride I/42- Millora-Brown Q/ | 1 | 14:36 | 1 | 12:11 | 02:25 | 4-2 | 2 | 1 | 0 | 2 | 2 | 1.0000 |
| 2- Phippen Jr. S/5- Harvey D/11- Albert B/13- McBride I/42- Millora-Brown Q/ | 1 | 12:11 | 1 | 11:01 | 01:10 | 4-4 | 0 | 0 | 0 | 1 | 0 | 1.6393 |
| 2- Phippen Jr. S/4- Wright J/5- Harvey D/11- Albert B/42- Millora-Brown Q/ | 1 | 11:01 | 1 | 09:40 | 01:21 | 6-3 | 3 | 1 | 0 | 0 | 2 | 2.4590 |
| 2- Phippen Jr. S/4- Wright J/5- Harvey D/11- Albert B/15- Brown C/ | 1 | 09:40 | 1 | 07:56 | 01:44 | 6-8 | -2 | 1 | 0 | 0 | 1 | 2.0833 |
| 2- Phippen Jr. S/4- Wright J/5- Harvey D/10- Stute M/42- Millora-Brown Q/ | 1 | 07:56 | 1 | 06:24 | 01:32 | 5-3 | 2 | 1 | 0 | 1 | 1 | 1.2887 |
| 2- Phippen Jr. S/3- Evans M/4- Wright J/10- Stute M/42- Millora-Brown Q/ | 1 | 06:24 | 1 | 02:57 | 03:27 | 5-8 | -3 | 2 | 2 | 1 | 1 | 0.8333 |
| 2- Phippen Jr. S/3- Evans M/4- Wright J/10- Stute M/15- Brown C/ | 1 | 02:57 | 1 | 01:10 | 01:47 | 6-0 | 6 | 1 | 1 | 0 | 1 | 2.0000 |
| 2- Phippen Jr. S/3- Evans M/10- Stute M/13- McBride I/15- Brown C/ | 1 | 01:10 | 1 | 00:36 | 00:34 | 1-0 | 1 | 1 | 0 | 0 | 0 | 0.7576 |
| 2- Phippen Jr. S/3- Evans M/11- Albert B/13- McBride I/15- Brown C/ | 1 | 00:36 | 2 | 20:00 | 00:36 | 0-0 | 0 | 1 | 0 | 0 | 0 | 0.0000 |
| 2- Phippen Jr. S/3- Evans M/4- Wright J/12- Thomas T/15- Brown C/ | 2 | 20:00 | 2 | 18:09 | 01:51 | 4-1 | 3 | 3 | 0 | 1 | 0 | 1.3333 |
| 2- Phippen Jr. S/3- Evans M/4- Wright J/12- Thomas T/42- Millora-Brown Q/ | 2 | 18:09 | 2 | 15:45 | 02:24 | 4-1 | 3 | 2 | 0 | 1 | 1 | 1.0000 |
| 2- Phippen Jr. S/4- Wright J/5- Harvey D/12- Thomas T/50- Obinna E/ | 2 | 15:45 | 2 | 14:30 | 01:15 | 0-4 | -4 | 0 | 0 | 2 | 0 | 0.0000 |
| 2- Phippen Jr. S/5- Harvey D/11- Albert B/12- Thomas T/50- Obinna E/ | 2 | 14:30 | 2 | 13:45 | 00:45 | 2-2 | 0 | 0 | 0 | 0 | 0 | 2.2727 |
| 2- Phippen Jr. S/5- Harvey D/10- Stute M/11- Albert B/12- Thomas T/ | 2 | 13:45 | 2 | 12:42 | 01:03 | 0-1 | -1 | 2 | 0 | 1 | 0 | 0.0000 |
| 2- Phippen Jr. S/5- Harvey D/10- Stute M/11- Albert B/13- McBride I/ | 2 | 12:42 | 2 | 11:20 | 01:22 | 0-3 | -3 | 1 | 1 | 1 | 0 | 0.0000 |
| 3- Evans M/4- Wright J/5- Harvey D/10- Stute M/13- McBride I/ | 2 | 11:20 | 2 | 09:14 | 02:06 | 4-3 | 1 | 2 | 1 | 0 | 0 | 1.3333 |
| 3- Evans M/4- Wright J/5- Harvey D/13- McBride I/42- Millora-Brown Q/ | 2 | 09:14 | 2 | 08:33 | 00:41 | 0-2 | -2 | 0 | 0 | 0 | 0 | 0.0000 |
| 2- Phippen Jr. S/3- Evans M/4- Wright J/5- Harvey D/42- Millora-Brown Q/ | 2 | 08:33 | 2 | 07:34 | 00:59 | 0-2 | -2 | 0 | 0 | 0 | 0 | 0.0000 |
| 2- Phippen Jr. S/3- Evans M/4- Wright J/5- Harvey D/15- Brown C/ | 2 | 07:34 | 2 | 04:23 | 03:11 | 10-7 | 3 | 1 | 1 | 1 | 1 | 1.5528 |
| 2- Phippen Jr. S/3- Evans M/4- Wright J/5- Harvey D/12- Thomas T/ | 2 | 04:23 | 2 | 02:08 | 02:15 | 1-3 | -2 | 4 | 1 | 3 | 0 | 0.2049 |
| 2- Phippen Jr. S/3- Evans M/4- Wright J/12- Thomas T/15- Brown C/ | 2 | 02:08 | 2 | 00:00 | 02:08 | 6-0 | 6 | 5 | 0 | 0 | 0 | 1.8750 |



Vanderbilt at Cincinnati

03/04/21 Fifth Third Arena, Cincinnati, Ohio
2020-21 Men's Basketball

Game Time: 7:00 PM
Game Duration: 2:07
Attendance: 2,000

Officials: Don Daily, Ted Valentine, Jeffery Clark

Cincinnati

| Lineup | Quarter On | Time On | Quarter Off | Time Off | Time on Court | Score | Score Diff | Reb | Stl | Tov | Ass | PPP |
|--|------------|---------|-------------|----------|---------------|-------|------------|-----|-----|-----|-----|--------|
| 2- Williams K/ 3- Saunders Jr. M/ 23- Adams-Woods M/ 24- Davenport J/ 33- Vogt C/ | 1 | 20:00 | 1 | 17:49 | 02:11 | 5-2 | 3 | 1 | 1 | 1 | 2 | 1.2500 |
| 2- Williams K/ 3- Saunders Jr. M/ 13- Eason T/ 23- Adams-Woods M/ 24- Davenport J/ | 1 | 17:49 | 1 | 14:36 | 03:13 | 2-8 | -6 | 4 | 0 | 1 | 0 | 0.4000 |
| 13- Eason T/ 20- Diarra M/ 23- Adams-Woods M/ 43- Banks R/ 45- Madsen M/ | 1 | 14:36 | 1 | 13:21 | 01:15 | 0-2 | -2 | 0 | 0 | 3 | 0 | 0.0000 |
| 2- Williams K/ 13- Eason T/ 20- Diarra M/ 23- Adams-Woods M/ 45- Madsen M/ | 1 | 13:21 | 1 | 13:05 | 00:16 | 0-2 | -2 | 0 | 0 | 1 | 0 | 0.0000 |
| 2- Williams K/ 3- Saunders Jr. M/ 13- Eason T/ 23- Adams-Woods M/ 24- Davenport J/ | 1 | 13:05 | 1 | 11:01 | 02:04 | 6-4 | 2 | 0 | 1 | 0 | 1 | 2.0833 |
| 2- Williams K/ 13- Eason T/ 23- Adams-Woods M/ 24- Davenport J/ 45- Madsen M/ | 1 | 11:01 | 1 | 09:40 | 01:21 | 3-6 | -3 | 0 | 0 | 0 | 1 | 1.5000 |
| 2- Williams K/ 20- Diarra M/ 23- Adams-Woods M/ 24- Davenport J/ 45- Madsen M/ | 1 | 09:40 | 1 | 09:23 | 00:17 | 2-1 | 1 | 0 | 0 | 0 | 0 | 2.2727 |
| 3- Saunders Jr. M/ 20- Diarra M/ 23- Adams-Woods M/ 24- Davenport J/ 45- Madsen M/ | 1 | 09:23 | 1 | 05:41 | 03:42 | 9-10 | -1 | 3 | 0 | 1 | 3 | 1.2857 |
| 3- Saunders Jr. M/ 23- Adams-Woods M/ 24- Davenport J/ 33- Vogt C/ 45- Madsen M/ | 1 | 05:41 | 1 | 02:57 | 02:44 | 8-5 | 3 | 2 | 1 | 2 | 1 | 1.3333 |
| 3- Saunders Jr. M/ 20- Diarra M/ 23- Adams-Woods M/ 24- Davenport J/ 45- Madsen M/ | 1 | 02:57 | 2 | 20:00 | 02:57 | 0-7 | -7 | 3 | 0 | 1 | 0 | 0.0000 |
| 2- Williams K/ 23- Adams-Woods M/ 24- Davenport J/ 33- Vogt C/ 45- Madsen M/ | 2 | 20:00 | 2 | 18:09 | 01:51 | 1-4 | -3 | 0 | 1 | 0 | 0 | 0.2907 |
| 2- Williams K/ 13- Eason T/ 23- Adams-Woods M/ 24- Davenport J/ 45- Madsen M/ | 2 | 18:09 | 2 | 15:45 | 02:24 | 1-4 | -3 | 1 | 1 | 1 | 0 | 0.2252 |
| 2- Williams K/ 23- Adams-Woods M/ 24- Davenport J/ 33- Vogt C/ 45- Madsen M/ | 2 | 15:45 | 2 | 13:38 | 02:07 | 6-2 | 4 | 0 | 0 | 0 | 1 | 1.7442 |
| 2- Williams K/ 13- Eason T/ 23- Adams-Woods M/ 24- Davenport J/ 45- Madsen M/ | 2 | 13:38 | 2 | 06:34 | 07:04 | 13-10 | 3 | 7 | 0 | 4 | 4 | 1.1054 |
| 2- Williams K/ 23- Adams-Woods M/ 24- Davenport J/ 33- Vogt C/ 45- Madsen M/ | 2 | 06:34 | 2 | 05:10 | 01:24 | 2-4 | -2 | 0 | 0 | 1 | 0 | 1.0000 |
| 2- Williams K/ 13- Eason T/ 20- Diarra M/ 23- Adams-Woods M/ 45- Madsen M/ | 2 | 05:10 | 2 | 03:57 | 01:13 | 5-0 | 5 | 2 | 1 | 1 | 1 | 1.6667 |
| 2- Williams K/ 13- Eason T/ 23- Adams-Woods M/ 24- Davenport J/ 45- Madsen M/ | 2 | 03:57 | 2 | 02:08 | 01:49 | 1-0 | 1 | 1 | 2 | 1 | 0 | 0.2577 |
| 2- Williams K/ 20- Diarra M/ 23- Adams-Woods M/ 24- Davenport J/ 45- Madsen M/ | 2 | 02:08 | 2 | 00:00 | 02:08 | 0-7 | -7 | 0 | 0 | 0 | 0 | 0.0000 |



Vanderbilt at Cincinnati

03/04/21 Fifth Third Arena, Cincinnati, Ohio
2020-21 Men's Basketball

Game Time: 7:00 PM
Game Duration: 2:07
Attendance: 2,000

Officials: Don Daily, Ted Valentine, Jeffery Clark

Vanderbilt

| Lineup | Time | Score | Score Diff | Pts/Min | Reb | Stl | Tov | Ass | PPP |
|--|-------|-------|------------|---------|-----|-----|-----|-----|--------|
| 2- Phippen Jr. S/ 3- Evans M/ 4- Wright J/ 12- Thomas T/ 15- Brown C/ | 07:10 | 16-6 | 10 | 2.2326 | 9 | 2 | 2 | 0 | 1.4599 |
| 2- Phippen Jr. S/ 3- Evans M/ 4- Wright J/ 10- Stute M/ 42- Millora-Brown Q/ | 03:27 | 5-8 | -3 | 1.4493 | 2 | 2 | 1 | 1 | 0.8333 |
| 2- Phippen Jr. S/ 3- Evans M/ 4- Wright J/ 5- Harvey D/ 15- Brown C/ | 03:11 | 10-7 | 3 | 3.1414 | 1 | 1 | 1 | 1 | 1.5528 |
| 3- Evans M/ 5- Harvey D/ 11- Albert B/ 13- McBride I/ 42- Millora-Brown Q/ | 02:25 | 4-2 | 2 | 1.6552 | 1 | 0 | 2 | 2 | 1.0000 |
| 2- Phippen Jr. S/ 3- Evans M/ 4- Wright J/ 12- Thomas T/ 42- Millora-Brown Q/ | 02:24 | 4-1 | 3 | 1.6667 | 2 | 0 | 1 | 1 | 1.0000 |
| 2- Phippen Jr. S/ 3- Evans M/ 4- Wright J/ 5- Harvey D/ 12- Thomas T/ | 02:15 | 1-3 | -2 | 0.4444 | 4 | 1 | 3 | 0 | 0.2049 |
| 2- Phippen Jr. S/ 3- Evans M/ 4- Wright J/ 13- McBride I/ 15- Brown C/ | 02:13 | 4-2 | 2 | 1.8045 | 3 | 0 | 0 | 0 | 1.0000 |
| 3- Evans M/ 4- Wright J/ 5- Harvey D/ 10- Stute M/ 13- McBride I/ | 02:06 | 4-3 | 1 | 1.9048 | 2 | 1 | 0 | 0 | 1.3333 |
| 2- Phippen Jr. S/ 3- Evans M/ 4- Wright J/ 10- Stute M/ 15- Brown C/ | 01:47 | 6-0 | 6 | 3.3645 | 1 | 1 | 0 | 1 | 2.0000 |
| 2- Phippen Jr. S/ 4- Wright J/ 5- Harvey D/ 11- Albert B/ 15- Brown C/ | 01:44 | 6-8 | -2 | 3.4615 | 1 | 0 | 0 | 1 | 2.0833 |
| 2- Phippen Jr. S/ 4- Wright J/ 5- Harvey D/ 10- Stute M/ 42- Millora-Brown Q/ | 01:32 | 5-3 | 2 | 3.2609 | 1 | 0 | 1 | 1 | 1.2887 |
| 2- Phippen Jr. S/ 5- Harvey D/ 10- Stute M/ 11- Albert B/ 13- McBride I/ | 01:22 | 0-3 | -3 | 0.0000 | 1 | 1 | 1 | 0 | 0.0000 |
| 2- Phippen Jr. S/ 4- Wright J/ 5- Harvey D/ 11- Albert B/ 42- Millora-Brown Q/ | 01:21 | 6-3 | 3 | 4.4444 | 1 | 0 | 0 | 2 | 2.4590 |
| 2- Phippen Jr. S/ 4- Wright J/ 5- Harvey D/ 12- Thomas T/ 50- Obinna E/ | 01:15 | 0-4 | -4 | 0.0000 | 0 | 0 | 2 | 0 | 0.0000 |
| 2- Phippen Jr. S/ 5- Harvey D/ 11- Albert B/ 13- McBride I/ 42- Millora-Brown Q/ | 01:10 | 4-4 | 0 | 3.4286 | 0 | 0 | 1 | 0 | 1.6393 |
| 2- Phippen Jr. S/ 5- Harvey D/ 10- Stute M/ 11- Albert B/ 12- Thomas T/ | 01:03 | 0-1 | -1 | 0.0000 | 2 | 0 | 1 | 0 | 0.0000 |
| 2- Phippen Jr. S/ 3- Evans M/ 4- Wright J/ 5- Harvey D/ 42- Millora-Brown Q/ | 00:59 | 0-2 | -2 | 0.0000 | 0 | 0 | 0 | 0 | 0.0000 |
| 2- Phippen Jr. S/ 5- Harvey D/ 11- Albert B/ 12- Thomas T/ 50- Obinna E/ | 00:45 | 2-2 | 0 | 2.6667 | 0 | 0 | 0 | 0 | 2.2727 |
| 3- Evans M/ 4- Wright J/ 5- Harvey D/ 13- McBride I/ 42- Millora-Brown Q/ | 00:41 | 0-2 | -2 | 0.0000 | 0 | 0 | 0 | 0 | 0.0000 |
| 2- Phippen Jr. S/ 3- Evans M/ 11- Albert B/ 13- McBride I/ 15- Brown C/ | 00:36 | 0-0 | 0 | 0.0000 | 1 | 0 | 0 | 0 | 0.0000 |
| 2- Phippen Jr. S/ 3- Evans M/ 10- Stute M/ 13- McBride I/ 15- Brown C/ | 00:34 | 1-0 | 1 | 1.7647 | 1 | 0 | 0 | 0 | 0.7576 |



Vanderbilt at Cincinnati

03/04/21 Fifth Third Arena, Cincinnati, Ohio
2020-21 Men's Basketball

Game Time: 7:00 PM
Game Duration: 2:07
Attendance: 2,000

Officials: Don Daily, Ted Valentine, Jeffery Clark

Cincinnati

| Lineup | Time | Score | Score Diff | Pts/Min | Reb | Stl | Tov | Ass | PPP |
|--|-------|-------|------------|---------|-----|-----|-----|-----|--------|
| 2- Williams K/ 13- Eason T/ 23- Adams-Woods M/ 24- Davenport J/ 45- Madsen M/ | 12:38 | 18-20 | -2 | 1.4248 | 9 | 3 | 6 | 5 | 0.8152 |
| 3- Saunders Jr. M/ 20- Diarra M/ 23- Adams-Woods M/ 24- Davenport J/ 45- Madsen M/ | 06:39 | 9-17 | -8 | 1.3534 | 6 | 0 | 2 | 3 | 0.8182 |
| 2- Williams K/ 23- Adams-Woods M/ 24- Davenport J/ 33- Vogt C/ 45- Madsen M/ | 05:22 | 9-10 | -1 | 1.6770 | 0 | 1 | 1 | 1 | 1.0135 |
| 2- Williams K/ 3- Saunders Jr. M/ 13- Eason T/ 23- Adams-Woods M/ 24- Davenport J/ | 05:17 | 8-12 | -4 | 1.5142 | 4 | 1 | 1 | 1 | 1.0152 |
| 3- Saunders Jr. M/ 23- Adams-Woods M/ 24- Davenport J/ 33- Vogt C/ 45- Madsen M/ | 02:44 | 8-5 | 3 | 2.9268 | 2 | 1 | 2 | 1 | 1.3333 |
| 2- Williams K/ 20- Diarra M/ 23- Adams-Woods M/ 24- Davenport J/ 45- Madsen M/ | 02:25 | 2-8 | -6 | 0.8276 | 0 | 0 | 0 | 0 | 0.4098 |
| 2- Williams K/ 3- Saunders Jr. M/ 23- Adams-Woods M/ 24- Davenport J/ 33- Vogt C/ | 02:11 | 5-2 | 3 | 2.2901 | 1 | 1 | 1 | 2 | 1.2500 |
| 2- Williams K/ 13- Eason T/ 20- Diarra M/ 23- Adams-Woods M/ 45- Madsen M/ | 01:29 | 5-2 | 3 | 3.3708 | 2 | 1 | 2 | 1 | 1.2500 |
| 13- Eason T/ 20- Diarra M/ 23- Adams-Woods M/ 43- Banks R/ 45- Madsen M/ | 01:15 | 0-2 | -2 | 0.0000 | 0 | 0 | 3 | 0 | 0.0000 |