



SOUTH CAROLINA BASEBALL

South Carolina Baseball Contact: Kent Reichert - (803) 777-5257 - kent2@mailbox.sc.edu

2021 SOUTH CAROLINA SCHEDULE

FEBRUARY (6-0)

19	DAYTON	W, 12-1
20	DAYTON	W, 12-5
21	DAYTON	W, 5-1
23	WINTHROP	W, 12-4
27	vs. Clemson (Fluor Field)	W, 3-2 (11)
28	CLEMSON	W, 8-7

MARCH (5-4)

2	at Winthrop	W, 19-8
5	MERCER	W, 5-1
6	MERCER	W, 4-0
7	MERCER	W, 1-0
10	at The Citadel	W, 11-7
12	at Texas	L, 1-4
13	at Texas	L, 0-3
14	at Texas	L, 5-8
17	DAVIDSON	L, 4-9
19	at Vanderbilt*	7:30 p.m.
20	at Vanderbilt*	12 p.m.
21	at Vanderbilt*	2 p.m.
23	THE CITADEL	7 p.m.
26	FLORIDA*	7 p.m.
27	FLORIDA*	4 p.m.
28	FLORIDA*	12 p.m.
30	GARDNER-WEBB	7 p.m.

APRIL

2	at Georgia*	6 p.m.
3	at Georgia*	2 p.m.
4	at Georgia*	1 p.m.
6	vs. North Carolina (BB&T Ballpark)	7 p.m.
9	MISSOURI*	7 p.m.
10	MISSOURI*	4 p.m.
11	MISSOURI*	12 p.m.
13	CHARLESTON SOUTHERN	7 p.m.
15	at LSU*	7:30 p.m.
16	at LSU*	8 p.m.
17	at LSU*	3 p.m.
22	ARKANSAS*	7 p.m.
23	ARKANSAS*	7 p.m.
24	ARKANSAS*	TBA
27	THE CITADEL	7 p.m.
30	at Ole Miss*	7:30 p.m.

MAY

1	at Ole Miss*	7 p.m.
2	at Ole Miss*	2:30 p.m.
4	NORTH FLORIDA	7 p.m.
7	MISSISSIPPI STATE*	7 p.m.
8	MISSISSIPPI STATE*	4 p.m.
9	MISSISSIPPI STATE*	2 p.m.
11	at Clemson	6 p.m.
14	at Kentucky*	6:30 p.m.
15	at Kentucky*	2 p.m.
16	at Kentucky*	1 p.m.
18	APPALACHIAN STATE	7 p.m.
20	TENNESSEE*	7 p.m.
21	TENNESSEE*	7 p.m.
22	TENNESSEE*	4 p.m.
25-30	at SEC Tournament (Hoover, Ala.)	TBA

JUNE

4-7	NCAA Regionals	TBA
11-14	NCAA Super Regionals	TBA
18-30	College World Series (Omaha, Neb.)	TBA

All times Eastern. Dates and times subject to change

* denotes SEC game

() denotes TV or Neutral Site game

SOUTH CAROLINA (11-4, 0-0) AT VANDERBILT (13-2, 0-0)

Dates: Friday, March 19 -- Sunday, March 21
Times: 6:30 p.m./11 a.m./1 p.m. CT
Place: Hawkins Field -- Nashville, Tenn.

LIVE COVERAGE

Radio: Gamecock Radio Network
 (Derek Scott and Tommy Moody)
Broadcast: SEC Network Plus (Friday and Sunday), SEC Network (Saturday)
Internet: Additional coverage on Facebook, Instagram, & Twitter @GamecockBasebl

PROBABLE PITCHING ROTATION

Friday: RHP Thomas Farr (2-0, 1.54 ERA) vs. RHP Kumar Rocker (4-0, 0.00 ERA)
Saturday: RHP Brannon Jordan (1-1, 3.50 ERA) vs. RHP Jack Leiter (4-0, 0.45 ERA)
Sunday: LHP Julian Bosnic (1-1, 3.46 ERA) vs. RHP Thomas Schultz (1-2, 6.00 ERA)

FOR STARTERS

The University of South Carolina baseball team visits Hawkins Field in Nashville, Tenn., for a three-game series at No. 2 Vanderbilt to open Southeastern Conference play. The series begins on Friday night at 6:30 p.m. CT (7:30 p.m. ET). The series continues Saturday morning at 11 a.m. CT (12 p.m. ET) and concludes on Sunday afternoon at 1 p.m. CT (2 p.m. ET).

Friday and Sunday's game will be streamed on SEC Network Plus while Saturday's game is on SEC Network with Tom Hart and Kyle Peterson on the call. Every Gamecock contest will be on the Gamecock Radio Network with Derek Scott and Tommy Moody on the call.

The Gamecocks fell, 9-4, to Davidson on Wednesday night (March 18) as Wes Clarke homered for the 10th time this season.

SCOUTING VANDERBILT

The Commodores picked up a 4-1 win over Belmont on Tuesday night, as Vanderbilt's pitching staff allowed just three hits in the win. Jayson Gonzalez drove in a pair while Christian Little struck out seven in the win. On the season, Gonzalez is hitting .372 with 14 RBI while Kumar Rocker is 4-0 and has not allowed an earned run in 23 innings of work.

SERIES VS. VANDERBILT

Carolina holds a 58-36 series lead on Vanderbilt heading into Friday's game. The Commodores swept Carolina in 2019 in Columbia. In the last meeting in Nashville in 2018, Carolina won on Friday and Sunday in a pair of one-run contests. Carlos Cortes and Jonah Bride each drove in three runs in the 10-9 series finale win on that Sunday.

SEC PLAY FOR OPENERS

The Southeastern Conference begins league play this weekend across the region. It will be the first league contests since the 2019 season as the 2020 ledger was postponed a day before SEC play was about to begin. This will be the first time Carolina has opened with Vanderbilt since 2008 and the first time the Gamecocks will open on the road since they started league play at Tennessee in 2017.

FARR RECORDS CAREER HIGH VS. LONGHORNS

Thomas Farr struck out a career high 10 batters in Carolina's 4-1 loss to Texas on March 12. Farr went six innings in the start, allowing seven hits and a run with just one walk to go along with the 10 punchouts. On the season, Farr is 2-0 with a 1.54 ERA.

FOLLOW ON SOCIAL MEDIA



@GAMECOCKBASEBL // #GAMECOCKS
 FACEBOOK.COM//GAMECOCKBASEBL
 WWW.GAMECOCKSONLINE.COM



SOUTH CAROLINA QUICK FACTS

GENERAL INFORMATION

Location.....	Columbia, S.C.
Enrollment.....	34,731
Founded.....	1801
University President.....	Robert L. Caslen
Athletics Director.....	Ray Tanner
Faculty Representative.....	Dr. Valinda Littlefield
Conference.....	Southeastern
Nickname.....	Gamecocks
Colors.....	Garnet & Black
Mascot.....	Cocky

TEAM INFORMATION

Head Coach.....	Mark Kingston
Alma Mater.....	North Carolina, 1995
Record at South Carolina.....	88-62 (3 years)
Career Record.....	361-242-1 (12th Year)
Assistant Coach.....	Trip Couch
Assistant Coach.....	Skylar Meade
Assistant Coach.....	Stuart Lake
Student Assistant Coach.....	Sawyer Bridges
Director of Player Development.....	Mike Current
Director of Sport Performance.....	Billy Anderson
Athletics Trainer.....	Bryan Wells
Academic Advisor.....	Storm Blitz
Director of Operations.....	Wesley Turner

2020 SEASON IN REVIEW/2021 OUTLOOK

2020 Overall Record.....	12-4
2020 SEC Record/Finish.....	N/A
2020 Postseason Finish.....	N/A
Position Starters Returning/Lost.....	8/1
Pitchers Returning/Lost.....	13/7
Players Returning/Lost.....	22/12

PROGRAM HISTORY

First Year of Baseball.....	1892
First Year in SEC.....	1992
All-Time Record.....	2,656-1,595-17 (.624)
All-Time SEC Record.....	457-359-1 (.560)
SEC Championships.....	3 (2000, 2002, 2011)
SEC Conference Tournament Titles.....	1 (2004)
SEC East Titles.....	7 (1999, 2000, 2002, 2011, 2012, 2016)
National Championships.....	2 (2010, 2011)
NCAA Appearances/Last.....	32/2018
NCAA Tournament Record.....	136-69
College World Series Appearances/Last.....	11/2012
College World Series Record.....	32-20

FACILITY INFORMATION

Stadium (Dimensions).....	Founders Park (L-325, C-400, R-325-A-375)
Capacity.....	6,400 permanent seats (8,242 standing-room only)
Press Box Phone.....	803-777-6648

MEDIA INFORMATION

Assistant A.D. /Media Relations.....	Steve Fink
Associate Media Rel. Dir./Baseball Contact.....	Kent Reichert
Media Relations Main Phone.....	803-777-5204
Media Relations Fax.....	803-777-2967
Reichert Office Phone.....	803-777-5257
Reichert Cell Phone.....	734-548-0878
Reichert E-mail.....	kentr2@mailbox.sc.edu
Official Athletics Web Site.....	www.GamecocksOnline.com
Official Baseball Twitter.....	@GamecockBaseball
Media Relations Address.....	University of South Carolina Athletics
.....	Rice Athletics Center
.....	1304 Heyward Street
.....	Columbia, SC 29208

SOUTH CAROLINA-VANDERBILT HEAD-TO-HEAD

Category	South Carolina	Vanderbilt
Games	15	15
Batting Average	.290	.320
At-Bats	520	515
Runs	102	130
Hits	151	165
Doubles	35	38
Triples	2	7
Home Runs	23	23
Slugging Pct.	.498	.555
On-Base Pct.	.391	.439
Stolen Bases	10-15	22-23
ERA	3.49	2.42
Innings	134.0	134.0
Earned Runs	52	36
Strikeouts	192	184
Walks	65	52
Hits	104	83
Fielding Pct.	.973	.974
Overall Record	11-4	13-2
Conference Record	0-0 SEC	0-0 SEC
Current Streak	L4	W1
Last 5 Games	1-4	4-1
Last 10 Games	6-4	9-1

WIMMER DOES IT ALL ON SUNDAY IN TEXAS

Braylen Wimmer was a perfect 4-for-4 with two doubles and an RBI in Sunday's 8-5 loss at Texas. Wimmer also made a home run saving catch in center field in the series finale. Wimmer is third on the team with a .370 batting average and is second with six doubles.

STELLAR PITCHING LIFTS CAROLINA TO SWEEP OF MERCER

The South Carolina pitching staff struck out 44 batters and allowed just one run in 27 innings pitched in a three-game sweep of Mercer on March 5-7. Thomas Farr earned the win on Friday, allowing six hits and a run with five strikeouts in 5.1 innings pitched. On Saturday, Brannon Jordan recorded a career-high 11 strikeouts in the 4-0 win while Julian Bosnic struck out nine in 5.1 innings in a 1-0 win on Sunday. Jack Mahoney and Brett Kerry pitched twice during the weekend and Andrew Peters struck out five in 2.2 innings of relief on Friday.

GAMECOCKS IN THE NATIONAL RANKINGS

Carolina has earned a spot in all six of college baseball's national polls after the fourth weekend of play. The Gamecocks are 12th in Baseball America, 16th in D1Baseball, 17th in USA Today, 18th in Collegiate Baseball and 21st in Perfect Game.

RUNS APLENTY VS. WINTHROP

Carolina scored its most runs in a game since June 5, 2016, in a 19-8 win over Winthrop on Tuesday, March 2. The Gamecocks scored 16 runs in the first four innings of play, helped by five RBI from Joe Satterfield and home runs from Brady Allen and Andrew Eyster. Carolina scored 23 runs in the 2016 Columbia Regional in a win over Rhode Island.

GAMECOCKS SECURE SERIES WIN OVER CLEMSON

For the second time in three seasons, Carolina has won the series over Clemson. This time, after a rain out on Friday night, the Gamecocks had back-to-back walk-off wins over the Tigers on Feb. 27 and 28. Andrew Eyster delivered the walk-off hit in both games of the series. His double in Greenville on Saturday drove in Brady Allen in the bottom of the 11th. He then had a walk-off single in the ninth in Columbia on Sunday. The third game will be played on May 11 in Clemson.

EYSTER SEND EVERYONE HOME -- TWICE

Andrew Eyster had walk-off hits in back-to-back wins over Clemson on Feb. 27-28. The senior from Ocala, Fla., doubled in the 11th inning in a 3-2 win on Saturday in Greenville. He

then had a walk-off single in the ninth inning in the 8-7 win on Sunday in Columbia. Eyster is hitting .455 with five doubles, a triple, a home run and six RBI in eight games played against the Tigers.

CLARKE HAS A START TO REMEMBER

Wes Clarke has had a start to remember in 2021. The two-time SEC Co-Player of the Week and National Player of the Week is hitting .382 with 10 home runs, 19 RBI, 53 total bases, 22 runs scored, two doubles and 17 walks. Clarke hit two home runs on Feb. 20 against Dayton and had three in the 12-4 win over Winthrop. It was the first time a Gamecock had three home runs in a game since Justin Smoak had three against USC Upstate on April 15, 2008. The junior then had two home runs, including a three-run shot, in the win over Clemson on Feb. 28. Clarke currently leads the nation with 10 home runs and leads the SEC in home runs and slugging percentage and is tied for the lead in walks.

WILL EQUALS WINS IN CLEMSON WEEKEND

Will Sanders earned wins in both Clemson games on Feb. 27 and Feb. 28. He came into the 11th inning with runners on first and second with no outs and induced a double play and groundout to end the Clemson threat. Carolina then went on to win in the bottom of the 11th. On Sunday vs. Clemson, Sanders again came in with runners on first and second with one out in the ninth and got a fly out and groundout to end the Clemson threat. He picked up the win after Carolina walked it off in the ninth.

LUCKY SEVEN

The Gamecocks hit seven home runs in the 12-4 win over Winthrop on Feb. 23, three from Wes Clarke and one apiece from Andrew Eyster, Braylen Wimmer, David Mendham and Josiah Sightler. It's the first time the Gamecocks have hit seven home runs in a game since May 5, 2010 against Winthrop and Wimmer, Clarke and Mendham went back-to-back-to-back, the first time the Gamecocks have had three straight longballs since they had five in a row in the 2006 Athens Super Regional against Georgia.

BOSNIC BREAKS A RECORD IN FIRST CAREER START

Julian Bosnic set a Carolina record with eight consecutive strikeouts in the Sunday win over Dayton (Feb. 21). Bosnic hit the first batter but then struck out eight consecutive Flyers before a walk on a 3-2 count. He broke the record of seven, set by Adam Hill vs. Charleston Southern in 2018 and Alex Farotto vs. Mississippi State in 2007.

NO BREAKS IN THE GAMECOCKS' SLATE

South Carolina will have 24 games against teams currently in the D1Baseball.com Top-25 poll during the 2021 season. Carolina has three-game series against No. 1 Arkansas, No. 2 Vanderbilt, No. 3 Mississippi State, No. 4 Ole Miss, No. 5 Florida, No. 10 Texas, No. 13 Tennessee, and No. 19 LSU this spring. This does not include the three-game set with Clemson and three games at Georgia, both of whom are receiving votes in most national polls. In fact, the Gamecocks face the top four teams in the SEC West this season to go along with playing the five SEC East teams.

GAMECOCKS PICKED FOURTH IN THE EAST

Carolina was picked to finish fourth in the SEC Eastern Division by the league's 14 head coaches.

The Gamecocks earned 55 votes in the coaches' poll, good for fourth in the SEC East division behind Florida (91 votes, 13 first-place votes), Vanderbilt (79 votes, 1 first-place votes) and Tennessee (58 votes). Carolina was followed by Georgia (51 votes), Missouri (28 votes) and Kentucky (23 votes).

Ole Miss has been picked to win the Western Division with 78 votes and seven first-place votes. The Rebels were followed by Mississippi State (73 votes, 3 first-place votes), Arkansas (72 votes, 2 first-place votes), LSU (63 votes, 2 first-place votes), Texas A&M (36 votes), Auburn (32 votes) and Alabama (31 votes).

Florida earned 12 votes to win the SEC championship, followed by Mississippi State and Vanderbilt with one vote apiece.

CLARKE NAMED A PRESEASON ALL-AMERICAN; ALL-SEC

Junior Wes Clarke was named to the Collegiate Baseball Preseason All-America third team and the Preseason All-SEC second team before the start of the 2021 season.

Clarke, who also was named a Collegiate Baseball Third Team All-American in 2020, led the SEC and was tied for third in the country with eight home runs last year while driving in 22, which was tied for third in the league. Clarke hit .286 with 14 runs scored in 16 games played for the Gamecocks. He was 3-for-4 with three runs scored, two home runs and seven RBI in a win over Northwestern on Feb. 22. He also hit the game-winning home run in the top of the 12th inning in a 2-1 win at Furman (March 3). Clarke had a .406 on-base percentage and did not commit an error at first base for Carolina.

EXPERIENCE AT CORNER OUTFIELD POSITIONS

Senior Andrew Eyster and junior Brady Allen, projected starters for left and right field, respectively, return for their third seasons in the

Vs. Vanderbilt (58-36-0)

H: 25-17; A: 29-13; N: 4-6

LAST 10 MEETINGS Vs. VANDERBILT

Year	Date	Result	Score	Site
2017	4/6	L	6-7	Columbia
2017	4/7	L	3-5 (13)	Columbia
2017	4/8	W	6-1	Columbia
2017	5/23	W	7-4 (11)*	Hoover
2018	4/27	W	8-7	Nashville
2018	4/28	L	1-8	Nashville
2018	4/29	W	10-9	Nashville
2019	5/3	L	11-22	Columbia
2019	5/5	L	3-9 (7)	Columbia
2019	5/5	L	2-6 (7)	Columbia

Career vs. Vanderbilt

Player	Avg.	R	H	HR	RBI	BB	SO
Allen	.100	1	1	0	0	0	4
Clarke	.333	1	2	0	1	0	1
Eyster	.714	2	5	1	3	1	1
Sightler	.000	0	0	0	0	0	3

Player	ERA	IP	H	R	ER	BB	SO
Coyne	3.00	3.0	2	1	1	1	3
Gilreath	0.00	0.0	0	0	0	0	0
Kerry	3.38	5.1	4	2	2	2	3
Lloyd	16.20	3.1	6	6	6	3	3
Tringali	21.60	1.2	4	4	4	2	0

PROBABLE GAMECOCK STARTERS

Pos.	No.	Player
C	#10	Colin Burgess (R/R, So.)
or	#28	Wes Clarke (R/R, Jr.)
1B	#26	David Mendham (L/R, Jr.)
2B	#8	Jeff Heinrich (R/R, Sr.)
or	#3	Braylen Wimmer (R/R, So.)
SS	#6	George Callil (R/R, 5th.)
3B	#7	Brennan Milone (R/R, So.)
or	#14	Joe Satterfield (B/R, Gr.)
LF	#11	Andrew Eyster (R/R, Sr.)
CF	#3	Braylen Wimmer (R/R, So.)
or	#9	Noah Myers (L/R, Sr.)
RF	#33	Brady Allen (R/R, Jr.)
DH	#28	Wes Clarke (R/R, Jr.)
or	#12	Josiah Sightler (L/L, Jr.)

Date	Probable Pitchers
Fri.	#34 Thomas Farr (R/R, R-jr.)
Sat.	#22 Brannon Jordan (R/R, Sr.)
Sun.	#18 Julian Bosnic (L/L, R-So.)

HOME RUN TRACKER

Player	Date	Opponent	Pitcher	On Base	Inn	Outs
1. Clarke	Feb. 19	Dayton	Wolfe	2	1	0
2. Eyster	Feb. 19	Dayton	Wolfe	3	3	1
3. Clarke	Feb. 20	Dayton	Olson	0	1	2
4. Wimmer	Feb. 20	Dayton	Olson	1	2	2
5. Burgess	Feb. 20	Dayton	Jones	0	4	0
6. Allen	Feb. 20	Dayton	Brus	0	7	0
7. Clarke	Feb. 20	Dayton	Majick	2	8	1
8. Clarke	Feb. 23	Winthrop	Ohs	0	3	1
9. Eyster	Feb. 23	Winthrop	Ohs	0	3	2
10. Clarke	Feb. 23	Winthrop	Lumpkin	0	6	2
11. Wimmer	Feb. 23	Winthrop	Rendon	0	8	0
12. Clarke	Feb. 23	Winthrop	Rendon	0	8	0
13. Mendham	Feb. 23	Winthrop	Rendon	0	8	0
14. Sightler	Feb. 23	Winthrop	Rendon	0	8	1
15. Clarke	Feb. 28	Clemson	Olenchuk	0	3	2
16. Wimmer	Feb. 28	Clemson	Olenchuk	0	5	0
17. Clarke	Feb. 28	Clemson	Clark	2	5	1
18. Allen	March 2	Winthrop	Skinner	2	2	1
19. Eyster	March 2	Winthrop	White	2	4	2
20. Wimmer	March 5	Mercer	Green	1	4	2
21. Sightler	March 6	Mercer	Lobus	0	1	1
22. Clarke	March 14	Texas	Kubichek	0	3	0
23. Clarke	March 17	Davidson	Walker	0	7	0

*Walk-off

Garnet and Black. Eyster has a career .308 batting average at Carolina with 15 doubles, 14 home runs and 44 RBI. He also earned the Tom Price Award in 2020, handed out to the Gamecocks' MVP of the Clemson series. Allen led Carolina last season with a .327 batting average in 2020 and has 10 career home runs to go along with 38 RBI.

DEPTH ON THE MOUND

The Gamecocks will have options when it comes to who will be on the mound. Carolina has 22 pitchers on its 2021 roster, including 2019 Freshman All-SEC honoree Brett Kerry and a pair of weekend starters from last year in Thomas Farr and Brannon Jordan. Kerry is projected to be the Gamecocks' closer this season and Daniel Lloyd also is in that mix. Kerry was 2-0 with a 3.60 ERA and a save in six appearances last season. Lloyd also had a save and struck out 13 batters in nine innings. The quartet of Julian Bosnic, John Gilreath, Brett Thomas and Josiah Sightler did not allow an earned run in 19 innings of work. Carolina returns 11 pitchers who worked last season and Wesley Sweatt, who pitched 43.2 innings in 2019.

FRESH FACES

Carolina welcomes in 18 newcomers to the 2021 team, 13 high schoolers, three junior college transfers and two grad transfers. This recruiting class was ranked as high as No. 4 in the country by Perfect Game. D1Baseball.com had the class at No. 5 in the country while Baseball America tabbed it at No. 6 in the nation. Collegiate Baseball ranked the class No. 8 in the country. The 18-man recruiting class features six student-athletes (Alek Boychuk, Magdiel Cotto, Jackson Phipps, Will Sanders, Josh Shuler and Jalen Vasquez) that were in Baseball America's Top 500 prospects for the 2020 MLB Draft and had Brandon Fields on the list before he declared that he was coming to school.

CAROLINA WELCOMES 2,100 FANS TO FOUNDERS PARK IN 2021

The University of South Carolina Athletic Department has received approval from the South Carolina Department of Commerce and is excited to welcome Gamecock fans to Founders Park for baseball games this season.

Per South Carolina Governor Henry McMaster's Executive Order of July 29, 2020, stadiums and athletics venues were permitted to open and exceed the order's guidelines if the department "can satisfactorily demonstrate an ability to comply with federal and state COVID-19 procedures and protocols to the Department of Commerce."

Capacity for this season will be reduced to approximately 2,100 ticketed patrons (25.4 percent of normal capacity) with ticket pods of two and four seats. There will be approximately six feet of distance between the pods. Facial coverings will be required for staff and fans at all times at the stadium, and patrons also will be required to follow the SEC and University fan safety guidelines.

10-YEAR CHAMPIONSHIP ANNIVERSARY

The University of South Carolina baseball program will celebrate the 10-year anniversary of the 2011 national championship team all season long at Founders Park. Throughout the season, members of the 2011 squad will throw out virtual first pitches at select Carolina home games. There also will be in-game promos geared towards that historic season. Fans also can relive the 2011 season on the Gamecock baseball social platforms throughout the year. Each Thursday, there will be a post highlighting the successes of the team during that week in 2011, leading up to the national championship run in Omaha.

UP NEXT

Carolina starts a five-game homestand on Tuesday night (March 23) as the Gamecocks host The Citadel. First pitch at Founders Park is set for 7 p.m. and the game will be televised on SEC Network.

SOUTH CAROLINA TEAM SUPERLATIVES 2021 SEASON

BATTING

At bats:	45, vs Clemson (Feb 27, 2021)
Runs scored:	19, vs Winthrop (March 2, 2021)
Hits:	16, vs Winthrop (March 2, 2021)
RBIs:	15, vs Winthrop (March 2, 2021)
Doubles:	5, vs Dayton (Feb 19, 2021)
	5, at The Citadel (March 10, 2021)
Triples:	2, vs Dayton (Feb 19, 2021)
Home runs:	7, vs Winthrop (Feb 23, 2021)
Total bases:	39, vs Winthrop (Feb 23, 2021)
Walks:	11, vs Winthrop (March 2, 2021)
Strikeouts:	21, vs Clemson (Feb 27, 2021)
Sac hits:	2, vs Mercer (March 6, 2021)
Sac flies:	2, vs Dayton (Feb 20, 2021)
Stolen bases:	2, vs Dayton (Feb 21, 2021)
Hit by pitch:	3, at Texas (March 14, 2021)
Caught stealing:	1, (5 times)
Runners LOB:	15, vs Clemson (Feb 27, 2021)
Hit into DP:	2, vs Winthrop (March 2, 2021)
	2, at Texas (March 13, 2021)

FIELDING

Putouts:	33, vs Clemson (Feb 27, 2021)
Assists:	14, vs Winthrop (March 2, 2021)
Errors:	3, at Texas (March 14, 2021)
Passed balls:	1, vs Dayton (Feb 20, 2021)
	1, vs Winthrop (Feb 23, 2021)
	1, at The Citadel (March 10, 2021)
	2, at Texas (March 12, 2021)
DPs turned:	

PITCHING

Innings pitched:	11.0, vs Clemson (Feb 27, 2021)
Runs allowed:	9, vs Davidson (March 17, 2021)
Earned runs:	8, vs Winthrop (March 2, 2021)
Walks allowed:	7, vs Davidson (March 17, 2021)
Strikeouts:	17, (4 times)
Hits allowed:	13, at The Citadel (March 10, 2021)
Doubles allowed:	3, vs Clemson (Feb 28, 2021)
	3, vs Davidson (March 17, 2021)
Triples allowed:	1, at The Citadel (March 10, 2021)
	1, at Texas (March 21, 2021)
Homers allowed:	2, at The Citadel (March 10, 2021)
	2, at Texas (March 13, 2021)
Wild pitches:	2, vs Dayton (Feb 20, 2021)
	2, vs Winthrop (March 2, 2021)
	2, at Texas (March 13, 2021)
Hit batters:	2, vs Dayton (Feb 20, 2021)
	2, vs Winthrop (March 2, 2021)
	2, vs Mercer (March 7, 2021)

SOUTH CAROLINA INDIVIDUAL SUPERLATIVES 2021 SEASON

BATTING

At bats:	6, (4 times)
Runs scored:	4, Wes Clarke vs Winthrop (Feb 23, 2021)
Hits:	4, Braylen Wimmer at Texas (March 14, 2021)
RBIs:	5, Wes Clarke vs Dayton (Feb 20, 2021)
	5, Joe Satterfield vs Winthrop (March 2, 2021)
Doubles:	2, (4 times)
Triples:	1, Brady Allen vs Dayton (Feb 19, 2021)
	1, Andrew Eyster vs Dayton (Feb 19, 2021)
Home runs:	3, Wes Clarke vs Winthrop (Feb 23, 2021)
Total bases:	12, Wes Clarke vs Winthrop (Feb 23, 2021)
Walks:	3, Brennan Milone vs Winthrop (March 2, 2021)
	3, Braylen Wimmer vs Mercer (March 6, 2021)
	3, Brady Allen at The Citadel (March 10, 2021)
Strikeouts:	3, (10 times)
Sac hits:	1, (8 times)
Sac flies:	1, (9 times)
Stolen bases:	1, (10 times)
Hit by pitch:	2, Andrew Eyster vs Davidson (March 17, 2021)
Caught stealing:	1, (5 times)
Runners LOB:	6, Colin Burgess vs Clemson (Feb 27, 2021)

FIELDING (TEAM GAME HIGHS)














Putouts:	17, Colin Burgess vs Dayton (Feb 21, 2021)
	17, Wes Clarke vs Mercer (March 6, 2021)
Assists:	4, Braylen Wimmer vs Clemson (Feb 28, 2021)
	4, Braylen Wimmer vs Mercer (March 5, 2021)
	4, George Callil at The Citadel (March 10, 2021)
Errors:	1, (14 times)
Passed balls:	1, Colin Burgess vs Dayton (Feb 20, 2021)
	1, Wes Clarke vs Winthrop (Feb 23, 2021)
	1, Colin Burgess at The Citadel (March 10, 2021)

PITCHING (TEAM GAME HIGHS)
















Innings pitched:	6.0, Thomas Farr vs Dayton (Feb 19, 2021)
	6.0, Thomas Farr vs Clemson (Feb 27, 2021)
	6.0, Thomas Farr at Texas (March 12, 2021)
Runs allowed:	6, Julian Bosnic at Texas (March 14, 2021)
Earned runs:	4, Julian Bosnic at Texas (March 14, 2021)
Walks allowed:	4, (5 times)
Strikeouts:	11, Brannon Jordan vs Mercer (March 6, 2021)
Hits allowed:	7, Thomas Farr at Texas (March 12, 2021)
Doubles allowed:	2, Brannon Jordan vs Clemson (Feb 28, 2021)
	2, Travis Luensmann vs Davidson (March 17, 2021)
Triples allowed:	1, Magdiel Cotto at The Citadel (March 10, 2021)
	1, Will Sanders at Texas (March 12, 2021)
Homers allowed:	2, Brannon Jordan at Texas (March 13, 2021)
Wild pitches:	1, (11 times)
Hit batters:	2, Cam Tringali vs. Winthrop (March 2, 2021)
	2, Julian Bosnic vs Mercer (March 7, 2021)

Bold italic denotes school record

GAMECOCK HITTER NOTES (PROBABLE STARTERS)

3		BRAYLEN WIMMER - So. - INF - 6-4 - 200 - Yukon, Okla. AVG. R 2B 3B HR RBI SB .370 13 6 0 4 9 1	- Was 4-for-4 in the series finale at Texas (March 14) - Named All-State first team by the Oklahoman as a senior - Made 10 starts and had three multi-hit games as a freshman in 2020 - Dad, Chris, was a 2-time All-American at Wichita State, played in 1992 Olympics - LAST SERIES: 0-3, 1 R vs. Davidson (March 17)
6		GEORGE CALLIL - 5th - INF - 6-4 - 201 - Melbourne, Australia AVG. R 2B 3B HR RBI SB .240 4 3 0 0 1 1	- Led the SEC and was tied for second in the country with 12 hit-by-pitches in 2020 - Had a .446 on-base percentage with 10 RBI in 16 starts last season - Drove in the game-winning run in a 5-1 win over Dayton (Feb. 21) - Was the shortstop for the U18 Australian National Team - LAST SERIES: 2-3 vs. Davidson (March 17)
7		BRENNAN MILONE - So. - INF - 6-0 - 200 - Woodstock, Ga. AVG. R 2B 3B HR RBI SB .182 8 4 0 0 3 1	- Selected in the 28th round of the 2019 MLB First-Year Player Draft by the Dodgers - Rated the No. 3 Top SEC Prospect for the 2022 Draft by D1Baseball - Passed Nick Markakis in owning school records for home runs, RBI, walks, runs & hits - Named the No. 10 breakout candidate for 2021 by Baseball America - LAST SERIES: 0-9 at Texas (March 12-14)
8		JEFF HEINRICH - Sr. - INF - 6-0 - 189 - Lake in the Hills, Ill. AVG. R 2B 3B HR RBI SB .300 0 2 0 0 4 2	- Selected in the 40th round of the 2019 MLB First-Year Player Draft by the Giants - Scored 10 runs and was 3-for-4 in stolen bases in 2020 - Doubled and drove in a pair of runs in the win over Winthrop (Feb. 23) - Went 3-for-5 in an extra-inning win over Clemson (Feb. 27) - LAST SERIES: 2-5, 2B vs. Davidson (March 17)
9		NOAH MYERS - Sr. - OF - 6-1 - 191 - Wyoming, Ontario AVG. R 2B 3B HR RBI SB .091 3 1 0 0 0 0	- Selected in the 30th round of the 2019 MLB First-Year Player Draft by the Blue Jays - Notched a school-record 77 stolen bases as a sophomore at Wabash Valley C.C. - Was 4-for-4 with two runs scored and three RBI in a win over The Citadel (3/10/20) - Great Lake Canadians Hitter of the Year and MVP (2017) - LAST SERIES: Pinch runner at The Citadel (March 10)
10		COLIN BURGESS - So. - C - 5-8 - 195 - Lexington, Ky. AVG. R 2B 3B HR RBI SB .226 2 0 0 1 5 0	- Received the Johnny Bench Award in 2019, awarded to the top HS catcher in Kentucky - Helped Tates Creek HS to a state championship his senior season - Had a .423 slugging percentage and a .357 on-base percentage in 2020 - Homered in Carolina's 12-5 win over Dayton on Feb. 20 - LAST SERIES: 0-5, BB at Texas (March 12-14)
11		ANDREW EYSTER - Sr. - OF - 6-3 - 214 - Ocala, Fla. AVG. R 2B 3B HR RBI SB .305 7 5 1 3 15 1	- Back-to-back walk-off hits to defeat Clemson (Feb. 27-28) - Grand slam on Opening Day in a win over Dayton (Feb. 19) - Earned the Tom Price Award for MVP of the Clemson series (Feb. 28-March 1) - 2x MLB Draft pick (2017, Diamondbacks 27th rd.; 2018, Indians, 32nd rd) - LAST SERIES: 1-3 vs. Davidson (March 17)
12		JOSIAH SIGHTLER - Jr. - INF/P - 6-5 - 232 - Gaston, S.C. AVG. R 2B 3B HR RBI SB .375 10 1 0 2 8 2	- Belted a solo home run in the win over Mercer (March 6) - Homered and had three hits in the win over Winthrop (Feb. 23) - Tripled in the win over Charleston Southern on April 23, 2019 - Drafted in the 12th round of the 2018 MLB First-Year Player Draft by the Reds - LAST SERIES: 1-4, 1 RBI, 1 SB vs. Davidson (March 17)
13		MICHAEL ROBINSON - Jr. - INF - 6-3 - 197 - Elizabethton, Tenn. AVG. R 2B 3B HR RBI SB .167 1 0 0 0 0 0	- Helped Walters State to the NJCAA D1 World Series in 2019 - Had the game-winning single in Walters State's win over Navarro in the NJCAAWS - Played high school baseball at Elizabethton High School - Perfect Game Preseason All-Southeast Region HM (2017) - LAST SERIES: 1-1 at The Citadel (March 10)
14		JOE SATTERFIELD - Gr. - INF - 6-0 - 194 - Greenville, S.C. AVG. R 2B 3B HR RBI SB .280 5 2 0 0 8 0	- Was an All-CAA first team selection in 2019 while at Elon - Was a team captain at Elon in 2020 - Drove in five runs in his first start in a win over Winthrop (March 2) - Helped J.L. Mann High School to a pair of state runner-up finishes - LAST SERIES: 0-1 vs. Davidson (March 17)
26		DAVID MENDHAM - Jr. - INF/C - 6-3 - 219 - Dorchester, Ont. AVG. R 2B 3B HR RBI SB .255 8 2 0 1 11 0	- Was an NJCAA Second Team All-American at Connors State C.C. in Warner, Okla. - Hit .422 with 14 home runs and 85 RBI his freshman season at Connors State - Played for the Savannah Bananas in the Coastal Plain League (Summer 2020) - Bases-clearing double in a 5-1 win over Dayton (Feb. 21) - LAST SERIES: 1-3, 2 RBI vs. Davidson (March 17)
28		WES CLARKE - Jr. - INF/C - 6-2 - 236 - Forest, Va. AVG. R 2B 3B HR RBI SB .382 23 2 0 10 19 0	- SEC Co-Player of the Week (Feb. 23) - Leads the country with eight home runs; had three in win over Winthrop (Feb. 23) - Belted two home runs in a win over Clemson (Feb. 28) - Drafted in the 40th round of the 2018 MLB First-Year Player Draft by the Brewers - LAST SERIES: 2-5, 2 R, 1 HR, 1 RBI vs. Davidson (March 17)
33		BRADY ALLEN - Jr. - OF - 6-1 - 218 - Lakeland, Fla. AVG. R 2B 3B HR RBI SB .339 17 7 1 2 9 2	- Led the Gamecocks with a .327 batting average in 2020 - Scored the winning run in both walk-off wins over Clemson (Feb. 27-28) - In 2020, led the SEC with five triples - Was 3-for-3 with three runs scored in an Opening day win over Dayton (Feb. 19) - LAST SERIES: 0-5 vs. Davidson (March 17)

GAMECOCK BULLPEN NOTES

4		JACKSON PHIPPS - Fr. - LHP - 6-5 - 230 - Dallas, Ga. ERA IP H R ER BB SO 8.44 5.1 9 5 5 2 6	<ul style="list-style-type: none"> - Three-time All-State selection at East Paulding High School in Dallas, Ga. - Tied Zach Wheeler for strikeouts in a game at East Paulding (16) - No. 49-ranked HS prospect for the 2020 draft by Athlon Sports - Invited to the USA Baseball and MLB's Prospect Development Pipeline League - LAST OUTING: 1.1 IP, 3 H, 3 R, 1 BB, 3 K vs. Davidson (March 17)
12		JOSIAH SIGHTLER - Jr. - INF/P - 6-5 - 232 - Gaston, S.C. ERA IP H R ER BB SO 4.70 7.2 10 4 4 2 8	<ul style="list-style-type: none"> - Earned the win over Winthrop (March 2), striking out four in three innings - Struck out four batters in 1.2 innings pitched vs. Cornell (March 7, 2020) - Made his first career appearance vs. Mississippi State on May 16, 2019 - Drafted in the 12th round of the 2018 MLB First-Year Player Draft by the Reds - LAST OUTING: 0.2 IP, 2 H, 0 R, 1 BB, 0 K, at Texas (March 14)
15		DANIEL LLOYD - Jr. - RHP - 6-3 - 232 - Summerville, S.C. ERA IP H R ER BB SO 6.00 6.0 6 4 4 4 8	<ul style="list-style-type: none"> - Made eight appearances in 2020, striking out 13 batters in nine innings - Held opponents to a .235 batting average - Had a save in the win over Holy Cross (Feb. 15, 2020) - Had three strikeouts in 2.2 innings pitched in a win over Dayton (Feb. 21) - LAST OUTING: 1.0 IP, 0 H, 0 R, 1 BB, 2 K vs. Davidson (March 17)
16		JOHN GILREATH - Sr. - LHP - 5-11 - 179 - Rock Hill, S.C. ERA IP H R ER BB SO 2.08 4.1 3 1 1 5 4	<ul style="list-style-type: none"> - Made five appearances in 2020, striking out nine in 5.2 innings - Held opponents to a .174 batting average - Made 40 appearances his first two seasons at Carolina - Enrolled at South Carolina after graduating high school in the fall of 2017 - LAST OUTING: 1.1 IP, 2 H, 1 R, 1 BB, 2 K vs. Davidson (March 17)
20		ANDREW PETERS - R.Jr. - RHP - 6-2 - 191 - Morris, Ill. ERA IP H R ER BB SO 2.53 10.2 5 3 3 2 18	<ul style="list-style-type: none"> - Drafted in the 21st round of the 2019 MLB First-Year Player Draft by the Rays - Made three appearances on the mound, striking out four batters in 2.1 innings - Earned the win in a 12-5 victory over Dayton (Feb. 20); 3 K's in 2.0 IP - Broke the single-season strikeout record at Maryville (70) - LAST OUTING: 1.0 IP, 3 H, 2 R, 0 BB, 1 K at Texas (March 14)
21		MAGDIEL COTTO - Fr. - LHP - 6-4 - 245 - Fort Mill, S.C. ERA IP H R ER BB SO 5.40 5.0 5 4 3 2 4	<ul style="list-style-type: none"> - Ranked the top LHP in the state of SC by Perfect Game in the class of 2020 - No. 189 on MLB Pipeline's Top 200 best prospects for the 2020 Draft - Had 27 strikeouts in 13.2 innings pitched at Nation Ford HS as a senior - Attended Bethel Park High School in Pennsylvania his Fr. and So. seasons - LAST OUTING: 1.0 IP, 2 H, 0 R, 0 BB, 1 K vs. Davidson (March 17)
23		JACK MAHONEY - Fr. - RHP - 6-2 - 210 - Arlington Hts., Ill. ERA IP H R ER BB SO 0.87 10.1 6 2 1 2 15	<ul style="list-style-type: none"> - Was 12-5 with a save and 105 strikeouts at St. Viator High School - Helped St. Viator to a 3A state championship as a freshman - Was ranked No. 3 player in the State of Illinois in the class of 2020 (Perfect Game) - Also played football and basketball at St. Viator - LAST OUTING: 1.2 IP, 1 H, 0 R, 1 BB, 1 K at Texas (March 13)
32		WILL SANDERS - Fr. - RHP - 6-6 - 210 - Atlanta, Ga. ERA IP H R ER BB SO 2.53 10.2 9 3 3 2 10	<ul style="list-style-type: none"> - SEC Freshman of the Week (March 1) - Helped St. Viator to a 3A state championship as a freshman - 4A All-State first team at Woodward Academy (2019) - Ranked No. 2 RHP in Georgia by Perfect Game in the class of 2020 - LAST OUTING: 1.0 IP, 0 H, 0 R, 1 BB, 1 K vs. Davidson (March 17)
36		CADE AUSTIN - Fr. - RHP - 6-3 - 220 - Chapin, S.C. ERA IP H R ER BB SO	<ul style="list-style-type: none"> - Two-time all-state selection at Chapin High School in Chapin, S.C. - Helped Chapin win a state championship in Class 4A as a sophomore (2018) - Was 6-1 with a 1.61 ERA as a junior - Ranked the No. 7 player in the state by Perfect Game in the class of 2020 - LAST OUTING:
37		CAM TRINGALI - R.Jr. - RHP - 6-4 - 228 - Columbia, S.C. ERA IP H R ER BB SO 81.00 0.1 1 3 3 0 1	<ul style="list-style-type: none"> - Was 1-0 with a 3.38 ERA and 13 strikeouts in 10.2 innings in 2020 - Struck out seven in five innings of relief to earn the win at Furman (March 3, 2020) - SEC Community Service team (2020) - Held opponents to a .205 batting average in 2020 - LAST OUTING: 0.1 IP, 1 H, 3 R, 0 BB, 1 K vs. Winthrop (March 2)
44		PARKER COYNE - Sr. - RHP - 6-2 - 210 - Suwanee, Ga. ERA IP H R ER BB SO 0.00 3.0 0 0 0 2 5	<ul style="list-style-type: none"> - Struck out 13 batters in eight innings of work in 2020 - Allowed one run with four strikeouts in four innings at Furman (March 3, 2020) - Made 35 appearances in his first two seasons at Carolina - Held opponents to a .192 batting average in 2018 - LAST OUTING: 1.2 IP, 0 H, 0 R, 1 BB, 5 K vs. Davidson (March 17)
45		CJ WEINS - Jr. - RHP - 6-3 - 222 - Lockport, Ill. ERA IP H R ER BB SO 18.00 1.0 0 2 2 3 2	<ul style="list-style-type: none"> - Was a NJCAA All-American pitcher at Wabash Valley C.C. in 2019 - Had a 5-0 record with seven saves as a freshman - Played high school baseball at Lockport Township East H.S. in Illinois - Helped Wabash Valley with a 55-4 mark in 2019 - LAST OUTING: 1.0 IP, 0 H, 2 R, 3 BB, 2 K vs. Winthrop (March 2)
48		JARET BENNETT - Gr. - LHP - 6-2 - 209 - Federalsburg, Md. ERA IP H R ER BB SO	<ul style="list-style-type: none"> - Played four seasons at Charleston Southern, going 2-0 with a 0.71 ERA in 2020 - Threw a complete game against Kansas in a 2-1 win (Feb. 21, 2020) - Named Big South's Most Improved Pitcher by D1Baseball in 2020 - Played high school baseball at Colonel Richardson High School in Maryland - LAST OUTING:
49		BRETT KERRY - Je. - RHP - 6-0 - 213 - Clemmons, N.C. ERA IP H R ER BB SO 1.08 8.1 6 1 1 3 18	<ul style="list-style-type: none"> - Was 2-0 with a 3.60 ERA and a save in six appearances in 2020 - Picked up a win over Dayton (Feb. 21), striking out four in two innings - 2019 Freshman All-SEC performer - Struck out 18 batters in 15 innings in 2020 - LAST OUTING: 1.1 IP, 0 H, 0 R, 0 BB, 2 K at Texas (March 14)
50		TRAVIS LUENSMANN - Fr. - RHP - 6-6 - 234 - Altoona, Pa. ERA IP H R ER BB SO 15.43 2.1 4 6 4 1 2	<ul style="list-style-type: none"> - Went 8-1 with 82 strikeouts his junior season at Bellwood-Antis High School - Altoona Mirror First Team (2018, '19) - Inter-County Conference All-Star (2019) - Ranked No. 4 player in the state of Pennsylvania in the class of 2020 by PG - LAST OUTING: 0.1 IP, 3 H, 2 ER, 0 BB, 0 K vs. Davidson (March 17)

2 NCAA Championships, 3 SEC Championships, 7 SEC East Titles, 31 NCAA Appearances

FRIDAY'S STARTING PITCHER



#34 THOMAS FARR

R-JR. - 6-0 - 195 - TYRONE, GA.

2021 (REDSHIRT JUNIOR)

Earned the win in the Opening Day start vs. Dayton (Feb. 19), striking out eight in six innings of work ... Had a no decision against Clemson, striking out seven in six innings of work ... Struck out five in 5.1 innings, allowing just one run in a win over Mercer (March 5) ... Had a career high 10 strikeouts in five innings of work in a no-decision against Texas (March 12)...

2020 (REDSHIRT SOPHOMORE)

Earned the win over Presbyterian, striking out five in a 4.2-inning midweek start ... Picked up the win vs. Clemson at Segra Park (Feb. 29), striking out three and allowing just two hits in five innings ... Struck out six in six innings of work in a win over Cornell (March 7) ...

PRIOR TO CAROLINA

Was selected in the 37th round by the Texas Rangers in the 2019 MLB First-Year Player Draft ... Attended Northwest Florida State College in Niceville, Fla., for two years ... Had a 1.38 ERA and 14 strikeouts in 13 innings pitched before injury ended his sophomore season ... Was named the top junior college prospect in the state of Florida by Prep Baseball Report heading into the 2019 season ... As a freshman, pitched in 67.2 innings and had 56 strikeouts in 14 appearances and 12 starts ... Attended Sandy Creek High School in Tyrone, Ga., for four years ... Perfect Game All-Southeast Region honorable mention (2017) ... Perfect Game Underclass All-America honorable mention (2016)

PERSONAL

Born on April 29, 1999 ... Son of Michele Asher and Gary Farr ... Major is sport and entertainment management

2020 SEASON

Date	Opponent	GS	IP	H	R	ER	BB	SO	W-L	SV
2-19-20	Presbyterian	*	4.2	3	2	2	2	5	1-0	0
2-29-20	Clemson	*	5.0	2	2	1	1	3	2-0	0
3-7-20	Cornell	*	6.0	1	0	0	2	6	3-0	0

2021 SEASON

2-19-21	Dayton	*	6.0	5	1	1	2	8	1-0	0
2-27-21	Clemson	*	6.0	5	1	1	1	7	1-0	0
3-5-21	Mercer	*	5.1	6	1	1	3	5	2-0	0
3-12-21	Texas	*	6.0	7	1	1	1	10	2-0	0

#34 Thomas Farr

Season High Career High

6.0, 3x, last at Texas (3/12/21).....Innings..... 6.0, 4x, last at Texas (3/12/21)
 5, 2x, last vs. Clemson (2/27/21) Hits..... 5, 2x, last vs. Clemson (2/27/21)
 1, 4x, last at Texas (3/12/21).....Runs..... 2, 2x, last vs. Clemson (2/29/20)
 1, 4x, last at Texas (3/12/21).....Earned Runs..... 2, vs. Presbyterian (2/19/20)
 3, vs. Mercer (3/5/21).....Walks..... 3, vs. Mercer (3/5/21)
 10, at Texas (3/12/21).....Strikeouts..... 10, at Texas (3/12/21)

FARR'S CAREER STATISTICS

Year	ERA	W-L	G	GS	CG	SHO	SV	IP	H	R	ER	BB	SO	2B	3B	HR	BF	AVG	WP	HBP	BK	SFA	SHA
2020	1.72	3-0	3	3	0	0/0	0	15.2	6	4	3	5	14	0	0	1	59	.113	3	0	0	0	1
2021	1.54	2-0	4	4	0	0/0	0	23.1	23	4	4	7	30	3	0	1	95	.261	2	0	0	0	0
Totals	1.62	5-0	7	7	0	0/0	0	39.0	29	8	7	12	44	3	0	2	154	.206	5	0	0	0	1

2 NCAA Championships, 3 SEC Championships, 7 SEC East Titles, 31 NCAA Appearances

SATURDAY'S STARTING PITCHER



#22 BRANNON JORDAN

SR. - 6-2 - 187 - COLLINSVILLE, OKLA.

2021 (SENIOR)

Went four innings in his first outing of 2021, striking out four and allowing two hits and three earned runs vs. Dayton (Feb. 20) ... Struck out eight in a four-inning start vs. Clemson (Feb. 28) ... Allowed just one hit with 11 strikeouts in five innings in a win over Mercer (March 6) ... Struck out six in five innings of work at Texas (March 13)...

2020 (JUNIOR)

Struck out nine in five innings of work to earn the win over Holy Cross ... Had nine strikeouts in six innings of work in a no-decision against Northwestern ... Allowed just one hit in five innings at Clemson (March 1) ... Career high 10 strikeouts in just five innings of work in a win over Cornell (March 8) ...

PRIOR TO CAROLINA

Was selected in the 31st round of the 2019 MLB First-Year Player Draft by Tampa Bay ... Attended Cowley County Community College in Arkansas City, Kan., for two years ... Named the Jayhawk East Conference and Region 6 Pitcher of the Year in 2019 ... Had a 2.63 ERA and 74 strikeouts in 61.1 innings pitched his sophomore season at Cowley County ... In 2018, went 8-1 with a 3.33 ERA, striking out 70 batters in 54 innings pitched ... Pitched in the Kansas JuCo All-Star game in 2018 ... Attended Collinsville High School in Collinsville, Okla., where he was a Perfect Game Central Region honorable mention in 2017 ... Played summer baseball for the Eau Claire Express in the Northwoods League in 2019 ... Was named a Northwoods League All-Star, going 2-0 with a 1.74 ERA and 28 strikeouts in 20.2 innings pitched

PERSONAL

Born on July 20, 1998 ... Son of Andy and Jennifer Jordan ... Brother, Wyatt, wrestled at the University of Central Oklahoma ... Major is sport and entertainment management.

2020 SEASON

Date	Opponent	GS	IP	H	R	ER	BB	SO	W-L	S
2-16-20	Holy Cross	*	5.0	2	0	0	0	9	1-0	0
2-23-20	Northwestern	*	6.0	2	2	2	3	9	1-0	0
3-1-20	Clemson	*	5.0	1	1	1	5	4	1-0	0
3-8-20	Cornell	*	5.0	2	1	1	1	10	2-0	0

2021 SEASON

Date	Opponent	GS	IP	H	R	ER	BB	SO	W-L	S
2-19-21	Dayton	*	4.0	2	4	3	4	4	0-0	0
2-28-21	Clemson	*	4.0	3	2	2	4	8	0-0	0
3-6-21	Mercer	*	5.0	1	0	0	3	11	1-0	0
3-31-21	Texas	*	5.0	3	2	2	2	6	1-1	0

#22 Brannon Jordan

Season High	Career High
5.0, 2x, last at Texas (3/13/21)	Innings .. 6.0, vs. Northwestern (2/23/20)
3, 2x, last at Texas (3/13/21)	Hits .. 2, 4x, last vs. Dayton (2/20/21)
4 vs. Dayton (2/20/21)	Runs .. 4 vs. Dayton (2/20/21)
3 vs. Dayton (2/20/21)	Earned Runs .. 3 vs. Dayton (2/20/21)
4, 2x, last vs. Clemson (2/28/21)	Walks .. 5, vs. Clemson (3/1/20)
11, vs. Mercer (3/6/21)	Strikeouts .. 11, vs. Mercer (3/6/21)

JORDAN'S CAREER STATISTICS

Year	ERA	W-L	G	GS	CG	SHO	SV	IP	H	R	ER	BB	SO	2B	3B	HR	BF	AVG	WP	HBP	BK	SFA	SHA
2020	1.71	2-0	4	4	1	1/0	0	21.0	7	4	4	9	32	3	0	1	78	.104	3	1	0	1	0
2021	3.50	1-1	4	4	0	0/1	0	18.0	9	8	7	13	29	5	0	3	79	.141	1	2	0	0	0
Totals	2.54	3-1	8	8	1	1/1	0	39.0	16	12	11	22	61	8	0	4	157	.122	4	3	0	1	0

2 NCAA Championships, 3 SEC Championships, 7 SEC East Titles, 31 NCAA Appearances

SUNDAY'S STARTING PITCHER



#18 JULIAN BOSNIC

R-SO. - 6-4 - 218 - LUTZ, FLA.

AWARDS/HONORS

2019-20 SEC Spring Honor Roll

2021 (REDSHIRT SOPHOMORE)

Struck out eight consecutive batters in the win over Dayton (Feb. 21), setting a Carolina school record ... Pitched an inning of relief against Clemson (Feb. 27), striking out the side ... Struck out nine in 5.2 hitless innings in a win over Mercer (March 7)

2020 (REDSHIRT FRESHMAN)

Was 2-0 with a 0.00 ERA and seven strikeouts in 6.2 innings pitched ... Did not allow a hit in any of his four appearances ... Earned the win over The Citadel on March 10, striking out three in 2.1 innings of work ... Also picked up a win over North Florida (Feb. 25), striking out a pair in 2.2 innings ... Had a pair of strikeouts in a win over Cornell (March 6)

2019 (FRESHMAN)

Did not play due to injury ... Redshirted and will have four years of eligibility remaining

HIGH SCHOOL

USA TODAY Preseason All-American team (2016) ... Hit .351 with 18 RBI and went 7-3 with a 0.93 ERA as a junior at Berkley Prep ... Struck out 93 batters in 52.2 innings pitched ... As a freshman, hit .352 for Berkley Prep ... Helped Berkley win the 2015 IMG National Classic ... Rawlings-Perfect Game All-America honorable mention (2018) ... Perfect Game Florida All-Region selection (2018) ... Perfect Game Underclass high honorable mention (2016, '17) ... Played summer baseball for Orlando Scorpions Prime

PERSONAL

Born on December 28, 1999 ... Son of Brian Bosnic and Cynthia Tomich ... Brother, Dante, played baseball at Brown University ... Major is environmental studies

2020 SEASON

Date	Opponent	GS	IP	H	R	ER	BB	SO	W-L	S
2-15-20	Holy Cross		0.2	0	0	0	3	0	0-0	0
2-25-20	UNF		2.2	0	0	0	1	2	1-0	0
3-6-20	Cornell		1.0	0	0	0	1	2	1-0	0
3-10-20	The Citadel		2.1	0	0	0	3	3	2-0	0

2021 SEASON

Date	Opponent	GS	IP	H	R	ER	BB	SO	W-L	S
2-21-21	Dayton	*	3.1	0	1	1	4	9	0-0	0
2-27-21	Clemson		1.0	0	0	0	0	3	0-0	0
3-7-21	Mercer	*	5.2	0	0	0	4	9	1-0	0
3-14-21	Texas	*	3.0	4	6	4	4	3	1-1	0

#18 Julian Bosnic

Season High	Career High
5.2, vs. Mercer (3/7/21)	Innings 5.2, vs. Mercer (3/7/21)
4, at Texas (3/14/21)	Hits 4, at Texas (3/14/21)
6, at Texas (3/14/21)	Runs 6, at Texas (3/14/21)
4, at Texas (3/14/21)	Earned Runs 4, at Texas (3/14/21)
4, 3x, last at Texas (3/14/21)	Walks 4, 3x, last at Texas (3/14/21)
9, 2x, last vs. Mercer (3/7/21)	Strikeouts 9, 2x, last vs. Mercer (3/7/21)

BOSNIC'S CAREER STATISTICS

Year	ERA	W-L	G	GS	CG	SHO	SV	IP	H	R	ER	BB	SO	2B	3B	HR	BF	AVG	WP	HBP	BK	SFA	SHA
2020	0.00	2-0	4	0	0	0/0	0	6.2	0	0	0	8	7	0	0	0	27	.000	3	1	0	0	0
2021	3.46	1-1	4	3	0	0/1	0	13.0	4	7	5	12	24	1	0	0	60	.100	1	5	0	1	2
Totals	2.29	3-1	8	3	0	0/1	0	19.2	4	7	5	20	31	1	0	0	87	.069	4	6	0	1	2

2 NCAA Championships, 3 SEC Championships, 7 SEC East Titles, 31 NCAA Appearances

SOUTH CAROLINA 2020 HONOR ROLL

Brady Allen

Rated No. 37 SEC Top Prospect for the 2021 Draft by D1 Baseball

Julian Bosnic

Rated No. 25 SEC Top Prospect for the 2021 Draft by D1Baseball

Colin Burgess

Buster Posey Award Watch List

Wes Clarke

NCBWA Player of the Month for February

SEC Co-Player of the Week (Feb. 23, March 1)

Perfect Game National Player of the Week (Feb. 23, March 2)

D1Baseball/AstroTurf National Player of the Week (Feb. 24)

Golden Spikes Award Player of the Week (March 2)

Preseason All-America Third Team by Collegiate Baseball

Preseason All-SEC Second Team

Named Best Power Hitter in the SEC by Baseball America

Named No. 6 First Baseball in the Nation by D1 Baseball

Collegiate Baseball National Player of the Week (Feb. 22, March 1)

Magdiel Cotto

Rated No. 10 SEC Top Prospect for the 2023 Draft by D1 Baseball

Thomas Farr

Rated No. 23 Top SEC Prospect for the 2021 Draft by D1 Baseball

Rated No. 10 Top Newcomer in the SEC by Baseball America

Brandon Fields

Rated No. 15 Top SEC Prospect for the 2023 Draft by D1 Baseball

Jeff Heinrich

Named No. 24 Second Baseman in the Nation by D1 Baseball

Brannon Jordan

Rated No. 24 SEC Top Prospect for the 2021 Draft by D1 Baseball

Brett Kerry

NCBWA Stopper of the Year Watch List

Jack Mahoney

Rated No. 41 SEC Top Prospect for the 2022 Draft by D1Baseball

Brennan Milone

Rated No. 3 Top Prospect for the 2022 Draft by D1 Baseball

Rated No. 7 Top Prospect for the 2022 Draft by Baseball America

Named No. 7 Third Baseman in the Nation by D1 Baseball

Jackson Phipps

Rated No. 32 SEC Top Prospect for the 2023 Draft by D1 Baseball

Will Sanders

SEC Freshman of the Week (March 1)

Rated No. 36 SEC Top Prospect for the 2023 Draft by D1 Baseball

Jalen Vasquez

Rated No. 48 SEC Top Prospect for the 2023 Draft by D1 Baseball

2020 BATTING BY SERIES

Team	Avg.	R	H	HR	RBI	BB	SO
Dayton	.356	29	36	7	29	19	18
Winthrop	.369	31	31	9	26	14	14
Clemson	.333	11	28	3	11	5	29
Mercer	.202	10	17	2	10	16	27
The Citadel	.250	11	9	0	9	10	11
Texas	.216	6	21	1	4	9	26
Davidson	.265	4	9	1	4	6	9
Vanderbilt							
Florida							
Gardner-Webb							
Georgia							
North Carolina							
Missouri							
Charleston So.							
LSU							
Arkansas							
Ole Miss							
North Florida							
Mississippi State							
Kentucky							
Appalachian State							
Tennessee							

2020 PITCHING BY SERIES

Team	ERA	IP	H	R	ER	BB	SO
Dayton	2.00	27.0	12	7	6	13	37
Winthrop	5.00	18.0	14	12	10	9	30
Clemson	4.05	20.0	16	9	9	9	30
Mercer	0.33	27.0	12	1	1	11	44
The Citadel	7.00	9.0	13	7	7	1	6
Texas	4.88	24.0	26	15	13	15	28
Davidson	6.00	9.0	11	9	6	7	17
Vanderbilt							
Florida							
Gardner-Webb							
Georgia							
North Carolina							
Missouri							
Charleston So.							
LSU							
Arkansas							
Ole Miss							
North Florida							
Mississippi State							
Kentucky							
Appalachian State							
Tennessee							

A LOOK AT THE 2021 SEASON

Date	Opponent	Result	Pitcher of Record (W/L)	Notable Game Note
2-19	Dayton	W, 12-1	Farr (W, 1-0)	Eyster grand slam, Clarke 3-run home run pace Gamecock offense in opener
2-20	Dayton	W, 12-5	Peters (W, 1-0)	Clarke homers twice as Gamecocks clinch series
2-21	Dayton	W, 5-1	Kerry (W, 1-0)	4 runs in the eighth breaks 1-all tie, Callil GW RBI, Mendham 3-run double
2-23	Winthrop	W, 12-4	Gilreath (W, 1-0)	Clarke hits 3 home runs; first Gamecock to do it since Justin Smoak in 2008
2-27	vs. Clemson	W, 3-2 (11)	Sanders (W, 1-0)	Eyster walk-off double in the 11th scores Allen to open series with win
2-28	Clemson	W, 8-7	Sanders (W, 2-0)	Eyster's single scores Allen again for a second walk-off win over the Tigers
3-2	at Winthrop	W, 19-8	Sightler (W, 1-0)	Satterfield drives in five, Allen and Eyster homer as SC scores 16 in first 4 inn.
3-5	Mercer	W, 5-1	Farr (W, 2-0)	Wimmer homers, Eyster has two hits and Farr strikes out five in the win
3-6	Mercer	W, 4-0	Jordan (W, 1-0)	Jordan strikes out 11 in the win, Sightler homers in a 3-run first frame
3-7	Mercer	W, 1-0	Bosnic (W, 1-0)	Bosnic strikes out nine, Satterfield RBI groundout in fourth brings in lone run
3-10	at The Citadel	W, 11-7	Peters (W, 2-0)	Gamecocks score six runs in the eighth to overcome late deficit
3-12	at Texas	L, 1-4	Sanders (L, 2-1)	Gamecocks allow three runs in the eighth; Farr strikes out 10 in 6-inn start
3-13	at Texas	L, 0-3	Jordan (L, 1-1)	First time shutout since 2019 as Gamecocks drop series
3-14	at Texas	L, 5-8	Bosnic (L, 1-1)	Clarke homers and Wimmer goes 4-for-4 as Carolina is swept at Texas
3-16	Davidson	L, 4-9	Luensmann (L, 0-1)	Davidson scores five runs in the third inning; Clarke homered in loss
3-19	at Vanderbilt*			
3-20	at Vanderbilt*			
3-21	at Vanderbilt*			
3-23	The Citadel			
3-26	Florida*			
3-27	Florida*			
3-28	Florida*			
3-30	Gardner-Webb			
4-2	at Georgia*			
4-3	at Georgia*			
4-4	at Georgia*			
4-6	vs North Carolina			
4-9	Missouri*			
4-10	Missouri*			
4-11	Missouri*			
4-13	Charleston So.			
4-15	at LSU*			
4-16	at LSU*			
4-17	at LSU*			
4-22	Arkansas*			
4-23	Arkansas*			
4-24	Arkansas*			
4-27	The Citadel			
4-30	at Ole Miss*			
5-1	at Ole Miss*			
5-2	at Ole Miss*			
5-4	North Florida			
5-7	Mississippi State*			
5-8	Mississippi State*			
5-9	Mississippi State*			
5-11	at Clemson			
5-14	at Kentucky*			
5-15	at Kentucky*			
5-16	at Kentucky*			
5-18	Appalachian State			
5-20	Tennessee*			
5-21	Tennessee*			
5-22	Tennessee*			

GAMECOCKS IN THE RANKINGS

Dates	BA	CB	D1	NCBWA	PG	UST
Preseason	18	21	18	23	--	20
February 22	16	20	17	16	--	20
March 1	13	13	14	13	16	12
March 8	10	5	12	7	12	8
March 15	12	18	16	15	21	17
March 22						
March 29						
April 5						
April 12						
April 19						
April 26						
May 3						
May 10						
May 17						

BA - Baseball America; CB - Collegiate Baseball; D1 - D1Baseball; NCBWA - National Collegiate Baseball Writers Association; PG - Perfect Game USA; UST - USA TODAY Coaches Poll;

THE GAMECOCK RADIO NETWORK

All 53 regular season games will be available on the Gamecock Radio Network. Flagship station, 107.5 FM, "The Game," is the home of the Gamecocks and will broadcast all games. In the event of a conflict with basketball in Columbia, the baseball games can be heard on sister station WISW, 1320 AM. All games can also be heard on the All Access channel on GamecocksOnline.

For local affiliates, please check your local listings for the latest schedule. Additional affiliates include:

2021 Network Affiliates

Aiken/Edgefield	WKSX	92.7 FM
Allendale	WDOG	93.5 FM
Camden	WCAM	1590 AM
Charleston	WWIK	98.9 FM
Chesterfield	WVSZ	107.3 FM
Columbia	WNKT	107.5 FM
Florence	WOLH	1230 AM
Georgetown	WJXY	93.7 FM
Greenville	WGVJ	1440 AM
Kingstree	WDKD	1310 AM
Myrtle Beach	WMIR	93.9 FM
Rock Hill/Lancaster	WRHM	107.1 FM
Spartanburg	WSPG	1400 AM

Live Gamecock Baseball broadcasts are also available for free this season on the TuneIn App (Android/iOS). Live Gamecock Baseball will also be available for free on the South Carolina Gameday App (Android/iOS) via a link out to TuneIn. Users who do not already have the TuneIn app downloaded will be prompted to download the app. Upon successful completion of the download, users will be easily redirected from the Gameday App to TuneIn anytime they select the Live Audio option in the Gameday App.

During the overlap of basketball and baseball seasons, a basketball broadcast (men's or women's) will take priority over baseball. For example if a basketball game is scheduled at the same time as a baseball game, the basketball game broadcast would be on TuneIn, while the baseball game would not.

LARGEST SINGLE GAME CROWDS AT FOUNDERS PARK

Single-Game Sellouts at Founders Park (55 all-time)

8,242	vs. Clemson.....	Feb. 28, 2020 (L, 1-7)
8,242	vs. Clemson.....	March 3, 2019 (W, 14-3)
8,242	vs. Clemson.....	March 2, 2018 (W, 3-2)
8,242	vs. Alabama.....	March 25, 2017 (W, 6-5, 10 inn.)
8,242	vs. Clemson.....	March 5, 2017 (L, 5-3, 11 inn.)
8,242	vs. UNCG.....	February 18, 2017 (W, 5-1)
8,242	vs. UNCG.....	February 17, 2017 (W, 7-1)
8,242	vs. Texas A&M.....	May 14, 2016 (L, 5-2)
8,242	vs. Florida.....	April 29, 2016 (W, 2-1)
8,242	vs. Tennessee.....	April 9, 2016 (W, 7-4)
8,242	vs. College of Charleston.....	March 29, 2016 (L, 6-5, 13 inn.)
8,242	vs. Clemson.....	March 4, 2016 (W, 8-1)
8,242	vs. LSU.....	May 16, 2015 (L, 8-1)
8,242	vs. LSU.....	May 15, 2015 (L, 9-2)
8,242	vs. Vanderbilt.....	April 18, 2015 (W, 3-2)
8,242	vs. Georgia.....	March 28, 2015 (L, 4-3)
8,242	vs. Clemson.....	March 2, 2015 (L, 7-0)
8,242	vs. Alabama.....	April 26, 2014 (L, 2-1)
8,242	vs. Alabama.....	April 25, 2014 (W, 9-3)
8,242	vs. Florida.....	April 13, 2014 (L, 6-5)
8,242	vs. Florida.....	April 12, 2014 (L, 4-3, 13 inn.)
8,242	vs. Florida.....	April 11, 2014 (W, 4-1)
8,242	vs. Tennessee.....	March 30, 2014 (W, 8-0)
8,242	vs. Clemson.....	February 28, 2014 (W, 9-6)
8,242	vs. Eastern Kentucky.....	February 22, 2014 (W, 2-0)
8,242	vs. Georgia.....	May 11, 2013 (W, 8-3)
8,242	vs. Texas A&M.....	March 30, 2013 (W, 6-3)
8,242	vs. Clemson.....	March 3, 2013 (W, 8-0)
8,242	vs. Liberty.....	February 15, 2013 (W, 4-3)
8,242	vs. Oklahoma (NCAA Super Regional).....	June 10-11, 2012 (W, 5-1)
8,242	vs. Oklahoma (NCAA Super Regional).....	June 9, 2012 (W, 5-0)
8,242	vs. Clemson (NCAA Regional).....	June 3, 2012 (W, 4-3)
8,242	vs. Clemson (NCAA Regional).....	June 2, 2012 (W, 5-4, 12 inn.)
8,242	vs. LSU.....	May 19, 2012 (L, 3-2, 10 inn.)
8,242	vs. LSU.....	May 18, 2012 (W, 5-4)
8,242	vs. Alabama.....	April 28, 2012 (W, 9-1)
8,242	vs. Alabama.....	April 27, 2012 (W, 12-11)
8,242	vs. Mississippi State.....	April 14, 2012 (W, 5-3)
8,242	vs. Tennessee.....	April 6, 2012 (L, 5-4)
8,242	vs. Florida.....	March 24, 2012 (L, 5-4)
8,242	vs. Florida.....	March 23, 2012 (L, 8-2)
8,242	vs. Florida.....	March 22, 2012 (W, 9-3)
8,242	vs. Clemson.....	March 3, 2012 (W, 9-6)
8,242	vs. VMI.....	February 17, 2012 (W, 2-1)
8,242	vs. Connecticut (NCAA Super Regional).....	June 12, 2011 (W, 8-2)
8,242	vs. Connecticut (NCAA Super Regional).....	June 11, 2011 (W, 5-1)
8,242	vs. Auburn.....	April 30, 2011 (W, 10-2)
8,242	vs. Vanderbilt.....	April 17, 2011 (W, 5-3)
8,242	vs. Vanderbilt.....	April 16, 2011 (L, 6-4)
8,242	vs. Vanderbilt.....	April 15, 2011 (W, 3-1)
8,242	vs. Kentucky.....	April 2, 2011 (W, 4-3, 10 inn.)
8,242	vs. Clemson.....	March 4, 2011 (W, 6-3)
8,242	vs. Santa Clara.....	February 19, 2011 (W, 2-1)
8,242	vs. Santa Clara.....	February 18, 2011 (W, 12-5)
8,242	vs. Florida.....	May 21, 2010 (L, 5-2)

South Carolina All-Time record in sellouts at Founders Park (38-17)

TOP 10 THREE-GAME SERIES ATTENDANCE MARKS AT FOUNDERS

24,726	vs. Florida (all three sellouts).....	April 11-13, 2014
24,726	vs. Florida (all three sellouts).....	March 22-24, 2012
24,726	vs. Vanderbilt (all three sellouts).....	April 15-17, 2011
24,558	vs. Alabama (two sellouts).....	April 25-27, 2014
24,501	vs. UNCG (two sellouts).....	February 17-19, 2017
24,398	vs. LSU (two sellouts).....	May 18-19, 2012
24,278	vs. Auburn (one sellout).....	April 29-May 1, 2011
24,204	vs. Alabama.....	April 30-May 2, 2010
24,186	vs. Georgia.....	March 18-20, 2011
23,991	vs. LSU (two sellouts).....	May 14-16, 2015

2 NCAA Championships, 3 SEC Championships, 7 SEC East Titles, 31 NCAA Appearances

SEASON/CAREER HIGHS

#2 Jalen Vasquez

Season/Career High.....
 2, vs. Davidson (3/17/21)..... At Bats
 Runs
 Hits
 RBI
 1, vs. Davidson (3/17/21)..... Walks

#3 Braylen Wimmer

Season High..... **Career High**
 6, 2x, last at The Citadel (3/10/21)..... At Bats 6, 2x, last at The Citadel (3/10/21)
 2, 2x, last vs. Winthrop (2/23/21)..... Runs 2, 3x, last vs. Winthrop (2/23/21)
 4, at Texas (3/14/21)..... Hits 4, at Texas (3/14/21)
 2, 2x, last vs. Mercer (3/5/21)..... RBI 2, 3x, last vs. Mercer (3/5/21)
 3, vs. Mercer (3/6/21)..... Walks 3, vs. Mercer (3/6/21)

#6 George Callil

Season High..... **Career High**
 5, vs. Clemson (2/27/21)..... At Bats 6, at Alabama (4/6/19)
 1, 4x, last vs. Winthrop (3/2/21)..... Runs 3, 2x, last vs. Presbyterian (2/19/20)
 2, 3x, last vs. Davidson (3/17/21)..... Hits .. 3, 2x, last vs. Presbyterian (2/19/20)
 1, vs. Dayton (2/21/21)..... RBI .. 2, 3x, last vs. Holy Cross (2/15/20)
 1, 3x, last vs. Davidson (3/17/21)..... Walks 2, vs. Cornell (3/6/20)

#7 Brennan Milone

Season High..... **Career High**
 5, vs. Clemson (2/28/21)..... At Bats 5, vs. Clemson (2/28/21)
 2, 2x, last vs. Clemson (2/28/21)..... Runs 2, 2x, last vs. Clemson (2/28/21)
 1, 8x, last at The Citadel (3/10/21)..... Hits .. 1, 9x, last at The Citadel (3/10/21)
 2, vs. Winthrop (3/2/21)..... RBI 2, 2x, last vs. Winthrop (3/2/21)
 3, vs. Winthrop (3/2/21)..... Walks 3, 2x, last vs. Winthrop (3/2/21)

#8 Jeff Heinrich

Season High..... **Career High**
 5, 3x, last vs. Davidson (3/17/21)..... At Bats 5, 5x, last vs. Davidson (3/17/21)
 Runs 2, 2x, last vs. Cornell (3/7/20)
 3, vs. Clemson (2/27/21)..... Hits 3, vs. Clemson (2/27/21)
 2, vs. Winthrop (2/23/21)..... RBI 3, vs. Clemson (2/29/20)
 Walks 1, 4x, last vs. Cornell (3/7/20)

#9 Noah Myers

Season High..... **Career High**
 4, vs. Dayton (2/19/21)..... At Bats 5, vs. UNF (2/25/20)
 1, 3x, last vs. The Citadel (3/10/21)..... Runs 2, 3x, last vs. The Citadel (3/10/20)
 1, vs. Dayton (2/19/21)..... Hits 4, vs. The Citadel (3/10/20)
 RBI 3, vs. The Citadel (3/10/20)
 1, 2x, last vs. Dayton (2/21/21)..... Walks 3, vs. Cornell (3/7/20)

#10 Colin Burgess

Season High..... **Career High**
 5, vs. Clemson (2/27/21)..... At Bats .. 5, 2x, last vs. Clemson (2/27/21)
 1, 2x, last vs. Dayton (2/21/21)..... Runs 2, vs. Cornell (3/7/20)
 2, 2x, last vs. Dayton (2/21/21)..... Hits 2, 3x, last vs. Dayton (2/21/21)
 3, vs. Dayton (2/19/21)..... RBI 3, vs. Dayton (2/19/21)
 1, 3x, last at Texas (3/12/21)..... Walks 1, 4x, last at Texas (3/12/21)

#11 Andrew Eyster

Season High..... **Career High**
 6, vs. Clemson (2/27/21)..... At Bats .. 6, 2x, last vs. Clemson (2/27/21)
 2, 2x, last vs. Winthrop (3/2/21)..... Runs 3, 4x, last vs. N'Western (2/22/20)
 3, 2x, last vs. Clemson (2/28/21)..... Hits 3, 6x, last vs. Clemson (2/28/21)
 4, vs. Dayton (2/19/21)..... RBI 4, vs. Dayton (2/19/21)
 2, at The Citadel (3/10/21)..... Walks 2, 7x, last at The Citadel (3/10/21)

#12 Josiah Sightler

Season High..... **Career High**
 5, vs. Winthrop (2/23/21)..... At Bats 5, 2x, last vs. Winthrop (2/23/21)
 3, vs. Winthrop (3/2/21)..... Runs 3, vs. Winthrop (3/2/21)
 3, 2x, last vs. Winthrop (3/2/21)..... Hits 3, 2x, last vs. Winthrop (3/2/21)
 4, at The Citadel (3/10/21)..... RBI 4, at The Citadel (3/10/21)
 2, at Texas (3/14/21)..... Walks 2, at Texas (3/14/21)

#13 Michael Robinson

Season/Career High.....
 2, vs. Winthrop (3/2/21)..... At Bats
 1, vs. Winthrop (3/2/21)..... Runs
 1 at The Citadel (3/10/21)..... Hits
 RBI
 1, vs. Winthrop (3/2/21)..... Walks

#14 Joe Satterfield (*italics are at Elon*)

Season High..... **Career High**
 5, vs. Winthrop (3/2/21)..... At Bats 6, 7x, last at Towson (4/7/19)
 3, at The Citadel (3/10/21)..... Runs 3, 4x, last at The Citadel (3/10/21)
 3, vs. Winthrop (3/2/21)..... Hits 4, at Western Carolina (3/16/19)
 5, vs. Winthrop (3/2/21)..... RBI 5, 2x, last vs. Winthrop (3/2/21)
 1, at The Citadel (3/10/21)..... Walks 5, at William & Mary (4/21/19)

#23 Jack Mahoney

Season/Career High.....
 At Bats
 Runs
 Hits
 RBI
 Walks

#24 Brandon Fields

Season/Career High.....
 3, vs. Mercer (3/6/21)..... At Bats
 Runs
 Hits
 RBI
 1, vs. Winthrop (3/2/21)..... Walks

#26 David Mendham

Season/Career High.....
 5, 4x, last vs. Clemson (2/28/21)..... At Bats
 3, vs. Winthrop (2/23/21)..... Runs
 3, vs. Clemson (2/27/21)..... Hits
 4, vs. Dayton (2/21/21)..... RBI
 2, 2x, last vs. Mercer (3/7/21)..... Walks

#28 Wes Clarke

Season High..... **Career High**
 5, 3x, last vs. Davidson (3/17/21)..... At Bats 6, at Furman (3/3/20)
 4, vs. Winthrop (2/23/21)..... Runs 4, vs. Winthrop (2/23/21)
 3, 4x, last vs. Clemson (2/28/21)..... Hits 3, 5x, last vs. Clemson (2/28/21)
 5, vs. Dayton (2/20/21)..... RBI 7, vs. Northwestern (2/22/20)
 2, 5x, last vs. Mercer (3/5/21)..... Walks 2, 8x, last vs. Mercer (3/5/21)

#31 David Cromer

Season/Career High.....
 At Bats
 Runs
 Hits
 RBI
 Walks

#33 Brady Allen

Season High..... **Career High**
 6, vs. Clemson (2/27/21)..... At Bats .. 6, 2x, last vs. Clemson (2/27/21)
 3, 2x, last vs. Dayton (2/20/21)..... Runs 3, vs. Cornell (3/8/20)
 3, 3x, last vs. Winthrop (3/2/21)..... Hits 3, 4x, last vs. Winthrop (3/2/21)
 4, vs. Winthrop (3/2/21)..... RBI 4, vs. Winthrop (3/2/21)
 3, at The Citadel (3/10/21)..... Walks 3, at The Citadel (3/10/21)

#46 Connor Cino

Season/Career High.....
 2, vs. Winthrop (3/2/21)..... At Bats
 Runs
 1, 2x, last at Texas (3/14/21)..... Hits
 1, at Texas (3/14/21)..... RBI
 Walks

#4 Jackson Phipps

Season/Career High.....
 1.1, vs. Davidson (3/17/21).....Innings
 3, 2x, last vs. Davidson (3/17/21)..... Hits
 3, vs. Davidson (3/17/21).....Runs
 3, vs. Davidson (3/17/21).....Earned Runs
 1, 2x, last vs. Davidson (3/17/21)..... Walks
 3, vs. Davidson (3/17/21).....Strikeouts

#12 Josiah Sightler

Season High.....**Career High**
 3.0, vs. Winthrop (3/2/21).....Innings.....3.0, vs. Winthrop (3/2/21)
 3, vs. Winthrop (3/2/21)..... Hits.....3, vs. Winthrop (3/2/21)
 1, 2x, last vs. Winthrop (3/2/21).....Runs.....3, vs. Mississippi State (5/17/19)
 1, 2x, last vs. Winthrop (3/2/21).....Earned Runs.....3, vs. Mississippi State (5/17/19)
 1, 2x, last at Texas (3/14/21).....Walks.....2, vs. Mississippi State (5/17/19)
 4, vs. Winthrop (3/2/21).....Strikeouts.....4, 2x, last vs. Winthrop (3/2/21)

#15 Daniel Lloyd

Season High.....**Career High**
 2.2, vs. Dayton (2/21/21).....Innings.....5.0, vs. Auburn (3/29/19)
 3, vs. Winthrop (3/2/21)..... Hits.....7, at Alabama (4/5/19)
 2, 2x, last vs. Winthrop (3/2/21).....Runs.....9, at Alabama (4/5/19)
 2, 2x, last vs. Winthrop (3/2/21).....Earned Runs.....9, at Alabama (4/5/19)
 1, 4x, last vs. Davidson (3/17/21).....Walks.....3, 4x, last vs. Kentucky (5/12/19)
 3, vs. Dayton (2/21/21).....Strikeouts.....8, vs. Auburn (3/29/19)

#16 John Gilreath

Season High.....**Career High**
 1.1, 2x, last vs. Davidson (3/17/21).....Innings.....4.0, 4x, last vs. Georgia (3/23/18)
 2, vs Davidson (3/17/21)..... Hits.....7, at Clemson (3/4/18)
 1, vs. Davidson (3/17/21).....Runs.....6, 2x, last at Tennessee (3/22/19)
 1, vs. Davidson (3/17/21).....Earned Runs.....6, 2x, last at Tennessee (3/22/19)
 2, vs. Winthrop (2/23/21).....Walks.....3, 4x, last vs. Texas A&M (4/18/19)
 2, 2x, last vs. Davidson (3/17/21).....Strikeouts.....8, vs. Princeton (3/9/18)

#20 Andrew Peters

Season High.....**Career High**
 2.2, 2x, last at The Citadel (3/10/21).....Innings.....2.2, 2x, last at The Citadel (3/10/21)
 3, at Texas (3/14/21)..... Hits.....2, vs. Cornell (3/7/20)
 2, at Texas (3/14/21).....Runs.....3, 2x, last vs. Cornell (3/7/20)
 2, at Texas (3/14/21).....Earned Runs.....3, 2x, last vs. Cornell (3/7/20)
 1, 2x, last at The Citadel (3/10/21).....Walks.....2, 2x, last vs. Cornell (3/7/20)
 5, 2x, last at The Citadel (3/10/21).....Strikeouts.....5, 2x, last at The Citadel (3/10/21)

#21 Magdiel Cotto

Season/Career High.....
 1.2, at The Citadel (3/10/21).....Innings
 2, 2x, last vs. Davidson (3/17/21)..... Hits
 2, 2x, last at The Citadel (3/10/21).....Runs
 2, at The Citadel (3/10/21).....Earned Runs
 2, vs. Winthrop (2/23/21).....Walks
 2, vs. Dayton (2/19/21).....Strikeouts

#23 Jack Mahoney

Season/Career High.....
 2.1 vs. Mercer (3/7/21).....Innings
 2, vs. Clemson (2/28/21)..... Hits
 1, 2x, last vs. Clemson (2/28/21).....Runs
 1, vs. Clemson (2/28/21).....Earned Runs
 1, 2x, last at Texas (3/13/21).....Walks
 4, 2x, last vs. Mercer (3/7/21).....Strikeouts

#30 Brett Thomas

Season High.....**Career High**
 1.0, vs. Winthrop (3/2/21).....Innings.....1.0, 4x, last vs. Winthrop (3/2/21)
 Hits
 1, vs Davidson (3/17/21).....Runs.....
 1, vs. Davidson (3/17/21).....Earned Runs.....
 2, vs. Davidson (3/17/21).....Walks.....2, vs. Davidson (3/17/21)
 3, vs. Winthrop (3/2/21).....Strikeouts.....3, vs. Winthrop (3/2/21)

#32 Will Sanders

Season/Career High.....
 2.2, vs. Winthrop (2/23/21).....Innings
 2, 4x, last at Texas (3/14/21)..... Hits
 3, at Texas (3/12/21).....Runs
 3, at Texas (3/12/21).....Earned Runs
 1, 2x, last vs. Davidson (3/17/21)..... Walks
 6, vs. Winthrop (2/23/21).....Strikeouts

#37 Cam Tringali

Season High.....**Career High**
 0.1, vs Winthrop (3/2/21).....Innings.....6.1, at Missouri (4/27/19)
 1, vs. Winthrop (3/2/21)..... Hits.....8, at Miss. State (5/16/19)
 3, vs. Winthrop (3/2/21).....Runs.....9, at Miss. State (5/16/19)
 3, vs. Winthrop (3/2/21).....Earned Runs.....6, at Miss. State (5/16/19)
Walks.....3, 3x, last at Miss. State (5/16/19)
 1, vs. Winthrop (3/2/21).....Strikeouts.....7, at Furman (3/3/20)

#40 Wesley Sweatt

Season/Career High.....
 1.0, 2x, last vs. Davidson (3/17/21).....Innings.....5.0, vs. Georgia (3/15/19)
 3, at The Citadel (3/10/21)..... Hits.....10, at Tennessee (3/22/19)
 2, at The Citadel (3/10/21).....Runs.....8, at Tennessee (3/22/19)
 2, at The Citadel (3/10/21).....Earned Runs.....6, at Tennessee (3/22/19)
Walks.....3, vs. Furman (5/8/19)
 2, vs. Davidson (3/17/21).....Strikeouts.....4, vs. Furman (5/8/19)

#44 Parker Coyne

Season High.....**Career High**
 1.2, vs. Davidson (3/17/21).....Innings.....5.0, vs. USC Upstate (5/14/19)
 Hits.....7, vs. LSU (5/21/19)
Runs.....4, vs. LSU (5/21/19)
Earned Runs.....4, vs. LSU (5/21/19)
 1, 2z, last vs. Davidson (3/17/21).....Walks.....3, vs. Gardner-Webb (3/6/19)
 5, vs Davidson (3/17/21).....Strikeouts.....6, 2x, last vs. USC Upstate (5/14/19)

#45 CJ Weins

Season/Career High.....
 1.0, vs. Winthrop (3/2/21).....Innings
 Hits
 2, vs. Winthrop (3/2/21).....Runs
 2, vs. Winthrop (3/2/21).....Earned Runs
 3, vs. Winthrop (3/2/21).....Walks
 2, vs. Winthrop (3/2/21).....Strikeouts

#48 Jaret Bennett (*italics are at CSU*)

Season High.....**Career High**
Innings.....9.0, 2x, last vs. Kansas (2/21/20)
 Hits.....12, at Charlotte (2/28/18)
Runs.....10, at Charlotte (2/28/18)
Earned Runs.....10, at Charlotte (2/28/18)
Walks.....4, 2x, last vs. ASU (3/6/20)
Strikeouts.....7, vs. Maryland (2/14/20)

#49 Brett Kerry

Season High.....**Career High**
 3.0 vs. Clemson (2/27/21).....Innings.....6.1, at Miss. State (5/18/19)
 2, 2x, last vs. Clemson (2/27/21)..... Hits.....7, vs. Northwestern (2/22/20)
 1, vs. Clemson (2/27/21).....Runs.....4, at Missouri (4/28/19)
 1, vs. Clemson (2/27/21).....Earned Runs.....4, at Missouri (4/28/19)
 2, vs. Clemson (2/27/21).....Walks.....3, 2x, last at Miss. State (5/18/19)
 6, vs. Clemson (2/27/21).....Strikeouts.....12, vs. Holy Cross (2/15/20)

#50 Travis Luensmann

Season/Career High.....
 1.0, vs. Dayton (2/21/21).....Innings
 3, vs. Davidson (3/17/21)..... Hits
 4, vs. Davidson (3/17/21).....Runs
 2, 2x, last vs. Davidson (3/17/21).....Earned Runs
 1, vs. Clemson (2/28/21).....Walks
 1, 2x, last vs. Winthrop (3/2/21).....Strikeouts

SOUTH CAROLINA LINEUPS BY POSITION

GAME (No./time)	C	1B	2B	SS	3B	LF	CF	RF	DH
2-19 DAY (1/1)	Burgess	Mendham	Heinrich	Callil	Milone	Eyster	Myers	Allen	Clarke
2-20 DAY (2/1)	Burgess	Mendham	Heinrich	Callil	Milone	Eyster	Wimmer	Allen	Clarke
2-21 DAY (3/1)	Burgess	Mendham	Heinrich	Callil	Milone	Wimmer	Allen	Eyster	Clarke
2-23 WIN (4/1)	Clarke	Mendham	Heinrich	Callil	Milone	Eyster	Wimmer	Allen	Sightler
2-27 CLEM (2/2)	Burgess	Mendham	Heinrich	Callil	Milone	Eyster	Wimmer	Allen	Clarke
2-28 CLEM (5/1)	Burgess	Mendham	Wimmer	Callil	Milone	Sightler	Allen	Eyster	Clarke
3-2 WIN (6/1)	Clarke	Mendham	Satterfield	Callil	Milone	Eyster	Wimmer	Allen	Sightler (P)
3-5 MER (5/2)	Burgess	Mendham	Wimmer	Callil	Milone	Sightler	Allen	Eyster	Clarke
3-6 MER (7/1)	Clarke	Mendham	Wimmer	Callil	Satterfield	Eyster	Fields	Allen	Sightler
3-7 MER (8/1)	Burgess	Mendham	Wimmer	Callil	Satterfield	Sightler	Allen	Eyster	Clarke
3-10 CIT (6/2)	Clarke	Mendham	Satterfield	Callil	Milone	Eyster	Wimmer	Allen	Sightler (P)
3-12 TEX (9/1)	Burgess	Mendham	Wimmer	Callil	Satterfield	Sightler	Allen	Eyster	Clarke
3-13 TEX (10/1)	Burgess	Wimmer	Heinrich	Callil	Milone	Sightler	Allen	Eyster	Clarke
3-14 TEX (6/3)	Clarke	Mendham	Satterfield	Callil	Milone	Eyster	Wimmer	Allen	Sightler
3-16 DAV (11/1)	Clarke	Mendham	Vasquez	Callil	Heinrich	Eyster	Wimmer	Allen	Sightler
3-19 VAN									
3-20 VAN									
3-21 VAN									
3-23 CIT									
3-26 FLA									
3-27 FLA									
3-28 FLA									
3-30 GW									
4-2 GA									
4-3 GA									
4-4 GA									
4-6 UNC									
4-9 MIZ									
4-10 MIZ									
4-11 MIZ									
4-13 CSU									
4-15 LSU									
4-16 LSU									
4-17 LSU									
4-22 ARK									
4-23 ARK									
4-24 ARK									
4-27 CIT									
4-30 OM									
5-1 OM									
5-2 OM									
5-4 UNF									
5-7 MSU									
5-8 MSU									
5-9 MSU									
5-11 CLEM									
5-14 UK									
5-15 UK									
5-16 UK									
5-18 ASU									
5-20 TENN									
5-21 TENN									
5-22 TENN									

SOUTH CAROLINA LINEUPS BY BATTING ORDER

GAME (No./time)	1	2	3	4	5	6	7	8	9
2-19 DAY (1/1)	Allen	Milone	Clarke	Mendham	Eyster	Heinrich	Burgess	Myers	Callil
2-20 DAY (2/1)	Allen	Milone	Clarke	Eyster	Mendham	Heinrich	Burgess	Wimmer	Callil
2-21 DAY (3/1)	Allen	Wimmer	Clarke	Mendham	Eyster	Milone	Burgess	Heinrich	Callil
2-23 WIN (4/1)	Allen	Wimmer	Clarke	Mendham	Eyster	Sightler	Milone	Heinrich	Callil
2-27 CLEM (5/1)	Allen	Wimmer	Clarke	Eyster	Mendham	Burgess	Milone	Heinrich	Callil
2-28 CLEM (6/1)	Allen	Milone	Clarke	Mendham	Eyster	Sightler	Burgess	Wimmer	Callil
3-2 WIN (7/1)	Allen	Milone	Clarke	Mendham	Eyster	Sightler	Wimmer	Satterfield	Callil
3-5 MER (8/1)	Allen	Sightler	Clarke	Eyster	Mendham	Burgess	Wimmer	Milone	Callil
3-6 MER (9/1)	Allen	Sightler	Clarke	Mendham	Eyster	Wimmer	Satterfield	Fields	Callil
3-7 MER (10/1)	Allen	Sightler	Clarke	Mendham	Eyster	Wimmer	Satterfield	Burgess	Callil
3-10 CIT (11/1)	Allen	Wimmer	Clarke	Sightler	Eyster	Mendham	Satterfield	Milone	Callil
3-12 TEX (12/1)	Allen	Satterfield	Clarke	Sightler	Eyster	Mendham	Burgess	Wimmer	Callil
3-13 TEX (13/1)	Allen	Heinrich	Clarke	Sightler	Eyster	Wimmer	Milone	Burgess	Callil
3-14 TEX (14/1)	Allen	Satterfield	Clarke	Sightler	Eyster	Wimmer	Mendham	Milone	Callil
3-16 DAV (15/1)	Allen	Wimmer	Clarke	Sightler	Eyster	Mendham	Heinrich	Vasquez	Callil
3-19 VAN									
3-20 VAN									
3-21 VAN									
3-23 CIT									
3-26 FLA									
3-27 FLA									
3-28 FLA									
3-30 GW									
4-2 GA									
4-3 GA									
4-4 GA									
4-6 UNC									
4-9 MIZ									
4-10 MIZ									
4-11 MIZ									
4-13 CSU									
4-15 LSU									
4-16 LSU									
4-17 LSU									
4-22 ARK									
4-23 ARK									
4-24 ARK									
4-27 CIT									
4-30 OM									
5-1 OM									
5-2 OM									
5-4 UNF									
5-7 MSU									
5-8 MSU									
5-9 MSU									
5-14 UK									
5-15 UK									
5-16 UK									
5-18 ASU									
5-20 TENN									
5-21 TENN									
5-22 TENN									

SOUTH CAROLINA PITCHERS BY THE NUMBERS

#18 Julian Bosnic - R-Fr. LHP

2020 SEASON

Date	Opponent	GS	IP	H	R	ER	BB	SO	W-L	S
2-15-20	Holy Cross	0.2	0.0	0	0	0	3	0	0-0	0
2-25-20	UNF	2.2	0.0	0	0	0	1	2	1-0	0
3-6-20	Cornell	1.0	0.0	0	0	0	1	2	1-0	0
3-10-20	The Citadel	2.1	0.0	0	0	0	3	3	2-0	0

2021 SEASON

Date	Opponent	GS	IP	H	R	ER	BB	SO	W-L	S
2-21-21	Dayton	*	3.1	0	1	1	4	9	0-0	0
2-27-21	Clemson	*	1.0	0	0	0	0	3	0-0	0
3-7-21	Mercer	*	5.2	0	0	0	0	4	1-0	0
3-14-21	Texas	*	3.0	4	6	4	4	3	1-1	0

#21 Magdiel Cotto - Fr. LHP

2021 SEASON

Date	Opponent	GS	IP	H	R	ER	BB	SO	W-L	S
2-19-21	Dayton	1.0	0.0	0	0	0	0	2	0-0	0
2-23-21	Winthrop	0.1	1.0	2	1	2	0	1	0-0	0
2-27-21	Winthrop	1.0	0.0	0	0	0	0	1	0-0	0
3-10-21	The Citadel	1.2	2.0	2	2	0	0	1	0-0	0
3-17-21	Davidson	1.0	2.0	2	0	0	0	1	0-0	0

#44 Parker Coyne - Jr. RHP

2018 SEASON

Date	Opponent	GS	IP	H	R	ER	BB	SO	W-L	S
2-21-18	Winthrop	1.0	1.0	1	0	0	0	1	0-0	0
2-23-18	Charleston So.	1.0	0.0	0	0	0	0	2	0-0	0
3-3-18	Clemson	0.2	0.0	0	0	0	1	0	0-0	0
3-14-18	Harvard	1.2	0.0	0	0	0	0	2	4-1	0
3-16-18	Florida	1.0	0.0	0	0	0	0	1	0-0	0
3-18-18	Florida	1.0	0.0	0	0	0	1	3	1-0	0
3-20-18	The Citadel	2.0	1.1	1	1	1	0	3	1-1	0
3-25-18	Georgia	1.2	0.0	0	0	0	1	0	1-1	0
3-27-18	Davidson	0.1	0.0	0	0	0	0	0	1-1	0
3-29-18	Tennessee	0.2	0.0	0	0	0	1	1	1-1	0
3-30-18	Tennessee	0.2	1.1	1	0	1	0	1	1-1	0
4-3-18	North Carolina	0.0	0.0	0	0	0	1	0	1-1	0
4-10-18	The Citadel	2.0	1.1	1	1	1	2	1	1-1	0
4-17-18	Presbyterian	2.0	1.2	1	1	1	0	3	1-1	0
4-21-18	LSU	1.1	1.1	4	4	4	1	1	1-1	0
4-29-18	Vanderbilt	0.1	1.1	4	0	0	0	0	1-1	0
5-9-18	Charleston	0.2	2.0	2	0	0	0	0	1-1	0
5-23-18	Arkansas	2.2	2.0	2	1	1	0	0	1-1	0
6-11-18	Arkansas	1.2	1.0	0	0	0	0	1	1-1	0

2019 SEASON

Date	Opponent	GS	IP	H	R	ER	BB	SO	W-L	S
2-19-19	Winthrop	3.0	1.0	0	0	0	0	6	1-0	0
2-23-19	Utah Valley	0.0	0.0	0	0	0	1	0	1-0	0
2-26-19	App State	1.2	3.0	0	0	0	0	4	2-0	0
3-2-19	Clemson	1.0	4.0	3	3	3	1	1	2-0	0
3-6-19	Gardner-Webb	1.1	1.0	0	0	0	3	1	2-0	0
3-12-19	The Citadel	0.0	1.0	0	0	0	1	0	2-0	0
3-19-19	Furman	0.0	3.0	3	3	3	0	0	2-0	0
3-22-19	Tennessee	1.0	1.1	1	1	1	0	2	2-0	0
4-5-19	Alabama	1.0	2.0	0	0	0	0	2	2-0	0
4-18-19	Texas A&M	2.0	0.0	0	0	0	1	2	2-0	0
4-27-19	Missouri	1.0	3.0	2	2	2	0	2	2-0	0
5-3-19	Vanderbilt	2.2	1.1	1	1	1	1	3	2-0	0
5-8-19	Furman	2.2	0.0	0	0	0	2	2	2-0	0
5-14-19	USC Upstate	*	5.0	3	0	0	0	6	2-0	0
5-18-19	Miss. State	1.2	3.0	1	1	1	1	3	2-0	1
5-21-19	LSU	1.2	7.0	4	4	4	1	1	2-1	1

2020 SEASON

Date	Opponent	GS	IP	H	R	ER	BB	SO	W-L	S
2-15-20	Holy Cross	1.0	0.0	0	0	0	2	2	0-0	0
2-21-20	Northwestern	0.2	1.0	1	1	1	2	2	0-0	0
2-25-20	UNF	1.1	3.0	1	1	1	2	4	0-0	0
3-3-20	Furman	*	4.0	3	1	1	2	4	0-0	0
3-10-20	The Citadel	*	1.0	3	1	1	1	3	0-0	0

2021 SEASON

Date	Opponent	GS	IP	H	R	ER	BB	SO	W-L	S
3-2-21	Winthrop	1.0	0.0	0	0	0	0	0	0-0	0
3-12-21	Texas	0.1	0.0	0	0	0	1	0	0-0	0
3-17-21	Davidson	1.2	0.0	0	0	0	1	5	0-0	0

#34 Thomas Farr - Jr. RHP

2020 SEASON

Date	Opponent	GS	IP	H	R	ER	BB	SO	W-L	SV
2-19-20	Presbyterian	*	4.2	3	2	2	2	5	1-0	0
2-29-20	Clemson	*	5.0	2	2	1	2	3	2-0	0
3-7-20	Cornell	*	6.0	1	0	0	0	6	3-0	0

2021 SEASON

Date	Opponent	GS	IP	H	R	ER	BB	SO	W-L	SV
2-19-21	Dayton	*	6.0	5	1	1	2	8	1-0	0
2-27-21	Clemson	*	6.0	6	1	1	3	5	2-0	0
3-5-21	Mercer	*	5.1	6	1	1	1	5	2-0	0
3-12-21	Texas	*	6.0	7	1	1	1	10	2-0	0

#16 John Gilreath - Jr. LHP

2018 SEASON

Date	Opponent	GS	IP	H	R	ER	BB	SO	W-L	SV
2-16-18	VMI	4.0	3.0	0	0	0	0	4	0-0	0
2-20-18	North Florida	*	4.0	1	0	0	0	1	4-0	0
2-25-18	Charleston So.	3.1	1.0	0	0	0	0	2	0-0	0
3-3-18	Clemson	*	3.2	7	6	6	3	5	0-0	0
3-9-18	Princeton	4.0	4.1	1	1	2	2	8	0-0	1
3-17-18	Florida	0.2	2.0	3	3	3	2	0	0-0	1
3-23-18	Georgia	*	4.0	6	3	3	3	2	0-0	1
3-27-18	Davidson	0.0	2.0	2	2	2	0	0	0-0	1

3-29-18	Tennessee	1.0	0	0	0	0	0	0	0-0	1
3-30-18	Tennessee	0.1	2.0	0	0	0	0	1	0-0	1
4-3-18	North Carolina	0.2	1.0	1	1	1	1	1	0-0	0
4-6-18	Kentucky	1.0	3.1	1	1	1	1	1	0-0	0
4-8-18	Kentucky	1.0	1.1	1	1	1	0	0	0-0	0
4-14-18	Arkansas	0.1	0.0	0	0	0	0	0	0-0	0
4-17-18	Presbyterian	1.1	0.0	0	0	0	0	1	0-0	0
4-29-18	Vanderbilt	0.0	0.0	0	0	0	0	0	0-0	1
5-9-18	Charleston	2.1	0.0	0	0	0	2	3	0-0	1
5-11-18	Missouri	1.2	1.0	0	0	0	1	3	0-0	1
5-17-18	Texas A&M	0.2	0.0	0	0	0	0	0	0-0	0
5-22-18	Missouri	0.1	0.0	0	0	0	0	2	0-0	1
5-23-18	Arkansas	1.1	1.0	0	0	0	0	1	0-0	1
5-24-18	LSU	2.1	1.0	3	0	0	1	2	0-1	1
6-9-18	Arkansas	1.2	3.0	3	0	0	0	2	0-1	1
6-11-18	Arkansas	0.1	1.0	2	2	1	0	0	0-1	1

2019 SEASON

Date	Opponent	GS	IP	H	R	ER	BB	SO	W-L	SV
2-15-19	Liberty	1.0	0.0	0	0	0	0	2	0-0	0
2-17-19	Liberty	0.1	0.0	0	0	0	0	0	0-0	0
2-23-19	Utah Valley	0.2	1.0	0	0	0	0	1	1-1	0
2-26-19	App State	*	2.0	3	1	1	1	1	1-1	0
3-5-19	The Citadel	2.2	1.0	1	0	0	0	4	2-1	0
3-8-19	Valpo	2.2	3.1	1	1	1	2	3	2-1	0
3-12-19	The Citadel	1.2	4.4	4	4	4	2	2	2-1	0
3-15-19	Georgia	0.1	1.1	1	1	1	2	0	2-1	0
3-19-19	Furman	1.2	2.1	1	1	1	0	1	2-1	0
3-22-19	Tennessee	3.2	6.6	6	6	6	3	2	2-1	0
4-2-19	N.C. State	3.0	3.3	3	2	3	2	2	2-1	0
4-9-19	Charlotte	2.0	0.0	0	0	0	0	0	2-1	0
4-13-19	Florida	1.2	1.1	1	1	1	1	2	2-1	0
4-16-19	N. Carolina	2.1	1.0	0	0	0	0	4	2-1	0
4-18-19	Texas A&M	0.2	2.4	4	4	3	0	0	2-1	0
4-27-19	Missouri	0.2	2.0	2	0	0	2	0	2-1	0

2020 SEASON

Date	Opponent	GS	IP	H	R	ER	BB	SO	W-L	SV
2-19-20	Presbyterian	0.1	0.0	0	0	0	0	1	0-0	0
2-22-20	Northwestern	1.0	2.0	1	0	0	0	3	0-0	0
2-25-20	UNF	2.0	2.0	1	0	0	2	0	0-0	0
3-7-20	Cornell	1.0	0.0	0	0	0	0	2	0-0	0
3-10-20	The Citadel	1.1	0.0	0	0	0	1	1	0-0	0

2021 SEASON

Date	Opponent	GS	IP	H	R	ER	BB	SO	W-L	SV
2-20-21	Dayton	1.0	0.0	0	0	0	1	0	0-0	0
2-23-21	Winthrop	1.1	0.0	0	0	0	0	2	1-0	0
3-12-21	Texas	0.2	1.0	0	0	0	0	0	1-0	0
3-15-21	Texas	0.0	0.0	0	0	0	1	1	1-0	0
3-17-21	Davidson	1.1	2.0	1	1	1	1	2	1-0	0

#22 Brannon Jordan - Jr. RHP

2020 SEASON

Date	Opponent	GS	IP	H	R	ER	BB	SO	W-L	S
2-16-20	Holy Cross	*	5.0	2	2	2	0	9	1-0	0
2-23-20	Northwestern	*	6.0	2	2	2	3	9	1-0	0
3-1-20	Clemson	*	5.0	1	1	1	5	4	1-0	0
3-8-20	Cornell	*	5.0	2	1	1	1	10	2-0	0

2021 SEASON

Date	Opponent	GS	IP	H	R	ER	BB	SO	W-L	S
------	----------	----	----	---	---	----	----	----	-----	---

#15 Daniel Lloyd - So. RHP

2019 SEASON	Date	Opponent	GS	IP	H	R	ER	BB	SO	W-L	SV
	2-16-19	Liberty		0.2	0	0	0	0	0	0-0	0
	2-19-19	Winthrop		0.0	0	0	0	1	0	0-0	0
	3-2-19	Clemson		2.1	1	2	2	1	4	0-0	0
	3-9-19	Valpo		0.1	0	0	0	0	0	1-0	0
	3-12-19	The Citadel	*	2.1	3	1	1	1	3	2-0	0
	3-16-19	Georgia		0.1	1	2	0	0	0	2-1	0
	3-19-19	Furman	*	2.1	1	1	1	1	3	2-1	0
	3-29-19	Auburn	*	5.0	6	3	3	3	8	2-2	0
	4-5-19	Alabama	*	3.0	7	9	9	3	4	2-3	0
	4-11-19	Florida		1.0	2	2	2	2	0	2-3	0
	4-16-19	N. Carolina	*	2.0	2	0	0	2	1	2-3	0
	4-23-19	Charleston So.	*	3.2	4	3	1	1	7	2-3	0
	5-3-19	Vanderbilt	*	3.1	6	6	6	3	3	2-3	0
	5-12-19	Kentucky	*	3.0	4	6	2	3	1	2-4	0
	5-16-19	Miss. State		0.0	2	4	4	0	0	3-4	0

2020 SEASON	Date	Opponent	GS	IP	H	R	ER	BB	SO	W-L	SV
	2-15-20	Holy Cross		0.1	0	0	0	0	0	0-0	1
	2-21-20	Northwestern		2.0	1	3	3	2	2	0-1	1
	2-23-20	Northwestern		2.0	1	0	0	1	3	0-1	1
	2-29-20	Clemson		0.2	1	1	1	1	1	0-1	1
	3-1-20	Clemson		1.1	3	2	2	0	2	0-2	1
	3-6-20	Cornell		0.2	0	0	0	1	2	0-2	1
	3-8-20	Cornell		1.0	2	0	0	0	1	0-2	1
	3-10-20	The Citadel		1.0	0	0	0	0	2	0-2	1

2021 SEASON	Date	Opponent	GS	IP	H	R	ER	BB	SO	W-L	SV
	2-21-21	Dayton		2.2	1	0	0	0	3	0-0	0
	2-23-21	Winthrop		1.0	0	0	0	1	2	0-0	0
	2-28-21	Clemson		0.0	2	0	2	1	0	0-0	0
	3-2-21	Winthrop		1.0	3	2	2	1	1	0-0	0
	3-13-21	Texas		0.1	0	0	0	0	0	0-0	0
	3-17-21	Davidson		1.0	0	0	0	1	2	0-0	0

#50 Travis Luensmann - Fr. RHP

2021 SEASON	Date	Opponent	GS	IP	H	R	ER	BB	SO	W-L	SV
	2-21-21	Dayton		1.0	0	0	0	0	1	0-0	0
	2-28-21	Clemson		0.1	1	2	2	1	0	0-0	0
	3-2-21	Winthrop		0.2	0	0	0	0	1	0-0	0
	3-17-21	Davidson		0.1	3	4	2	0	0	0-1	0

#23 Jack Mahoney - Fr. RHP

2021 SEASON	Date	Opponent	GS	IP	H	R	ER	BB	SO	W-L	SV
	2-19-21	Dayton		1.0	0	0	0	0	1	0-0	0
	2-23-21	Winthrop		1.2	1	1	0	0	4	0-0	0
	2-28-21	Clemson		1.2	2	1	1	0	1	0-0	0
	3-5-21	Mercer		1.0	0	0	0	0	1	0-0	0
	3-7-21	Mercer		2.1	1	0	0	0	4	0-0	0
	3-12-21	Texas		1.0	1	0	0	1	3	0-0	0
	3-13-21	Texas		1.2	1	0	0	1	1	0-0	0

#20 Andrew Peters - Jr. RHP

2020 SEASON	Date	Opponent	GS	IP	H	R	ER	BB	SO	W-L	S
	2-19-20	Presbyterian		1.0	0	0	0	1	1	0-0	0
	2-25-20	UNF	*	1.0	1	3	3	3	3	0-0	0
	3-7-20	Cornell		0.1	2	3	3	2	0	0-0	0

2021 SEASON	Date	Opponent	GS	IP	H	R	ER	BB	SO	W-L	S
	2-20-21	Dayton		2.0	0	0	0	0	3	1-0	0
	2-23-21	Winthrop		0.1	0	0	0	0	0	1-0	0
	2-28-21	Clemson		2.0	1	0	0	0	4	1-0	0
	3-5-21	Mercer		2.2	0	0	0	1	5	1-0	0
	3-10-21	The Citadel		2.2	1	1	1	1	5	2-0	0
	3-14-21	Texas		1.0	3	2	2	0	1	2-0	0

#4 Jackson Phipps - Fr. LHP

2021 SEASON	Date	Opponent	GS	IP	H	R	ER	BB	SO	W-L	S
	2-19-21	Dayton		1.0	1	1	0	0	0	0-0	0
	2-23-21	Winthrop		0.2	3	1	1	0	1	0-0	0
	2-28-21	Clemson		0.1	0	0	0	0	1	0-0	0
	3-6-21	Mercer		1.0	1	0	0	0	0	0-0	0
	3-10-21	The Citadel		0.2	1	0	0	0	1	0-0	0
	3-13-21	Texas		0.1	0	1	1	1	0	0-0	0
	3-17-21	Davidson		1.1	3	3	3	1	3	0-0	0

#32 Will Sanders - Fr. RHP

2021 SEASON	Date	Opponent	GS	IP	H	R	ER	BB	SO	W-L	S
	2-20-21	Dayton		1.0	0	0	0	0	0	0-0	0
	2-23-21	Winthrop	*	2.2	2	0	0	0	6	0-0	0
	2-27-21	Clemson		1.0	0	0	0	0	0	1-0	0
	2-28-21	Clemson		0.2	0	0	0	0	0	2-0	0
	3-6-21	Mercer		2.0	1	0	0	0	3	2-0	0
	3-10-21	The Citadel		1.1	2	0	0	0	0	2-0	0
	3-12-21	Texas		0.0	2	3	3	1	0	2-1	0
	3-14-21	Texas		1.0	2	0	0	0	0	2-1	0
	3-17-21	Davidson	*	1.0	0	0	0	1	1	2-1	0

#12 Josiah Sightler - So. LHP

2019 SEASON	Date	Opponent	GS	IP	H	R	ER	BB	SO	W-L	S
	5-17-19	Mississippi State		0.0	1	3	3	2	0	0-0	0

2020 SEASON	Date	Opponent	GS	IP	H	R	ER	BB	SO	W-L	S
-------------	------	----------	----	----	---	---	----	----	----	-----	---

2021 SEASON	Date	Opponent	GS	IP	H	R	ER	BB	SO	W-L	S
	3-7-20	Cornell		1.2	0	0	0	0	0	4-0	0
	3-10-20	The Citadel		1.0	1	0	0	0	0	1-0	0

2021 SEASON	Date	Opponent	GS	IP	H	R	ER	BB	SO	W-L	S
	2-20-21	Dayton		1.0	1	1	1	1	2	0-0	0
	2-23-21	Winthrop		1.0	0	0	0	0	2	0-0	0
	3-2-21	Winthrop	*	3.0	3	1	1	0	4	1-0	0
	3-10-21	The Citadel	*	2.0	4	2	2	0	0	1-0	0
	3-14-21	Texas		0.2	2	2	0	1	0	1-0	0

#40 Wesley Swett - Jr. LHP

2019 SEASON	Date	Opponent	GS	IP	H	R	ER	BB	SO	W-L	S
	2-22-19	Utah Valley		2.0	1	0	0	0	0	2-0	0
	2-24-19	Utah Valley		1.0	0	0	0	0	0	1-0	0
	2-26-19	App State		2.0	0	0	0	0	0	1-0	0
	3-1-19	Clemson		1.2	3	1	1	1	1	1-0	0
	3-8-19	Valpo	*	4.0	3	1	1	1	3	1-0	0
	3-15-19	Georgia	*	4.0	5	5	4	2	2	1-1	0
	3-22-19	Tennessee	*	3.1	10	8	6	2	0	1-3	0
	3-26-19	N.C. A&T		5.1	1	0	0	0	0	1-2	0
	5-29-19	Auburn		1.0	1	0	0	0	0	0-0	0
	4-2-19	N.C. State		2.0	3	0	0	0	0	2-2	0
	4-5-19	Alabama		1.2	1	0	0	0	0	0-0	0
	4-9-19	Charlotte		1.0	1	1	1	1	1	2-2	1
	4-12-19	Florida		0.2	1	0	0	0	0	0-0	0
	4-13-19	Florida		1.2	3	3	3	2	3	2-3	1
	4-23-19	Charleston So.		1.0	1	0	0	0	0	1-1	1
	4-26-19	Missouri		0.1	2	0	0	0	0	2-3	1
	4-27-19	Missouri		0.0	1	2	0	0	0	2-3	1
	5-8-19	Furman	*	4.0	2	2	2	3	4	2-3	1
	5-12-19	Kentucky		2.1	2	0	0	0	0	2-2	1
	5-14-19	USC Upstate		1.0	0	0	0	0	0	1-1	0
	5-17-19	Miss. State		0.2	0	0	0	0	0	2-3	1
	5-18-19	Miss. State		0.2	4	3	3	3	0	2-3	1
	5-21-19	LSU		3.1	2	0	0	0	3	2-3	1

2019 SEASON	Date	Opponent	GS	IP	H	R	ER	BB	SO	W-L	S
	3-10-21	The Citadel		0.2	3	2	2	0	0	0-0	0
	3-14-21	Texas		1.0	0	0	0	0	0	0-0	0
	3-17-21	Davidson		1.0	0	0	0	0	2	0-0	0

#37 Cam Tringali - R-Fr. RHP

2019 SEASON											
Date	Opponent	GS	IP	H	R	ER	BB	SO	W-L	S	
2-16-19	Liberty		2.1	2	0	0	1	3	0-0	0	
2-19-19	Winthrop		2.0	2	2	1	1	1	0-0	0	
2-23-19	Utah Valley		2.0	1	0	0	0	1	0-0	0	
2-26-19	App State		2.1	0	0	0	1	1	0-0	0	
3-1-19	Clemson		1.2	1	0	0	0	1	0-0	0	
3-3-19	Clemson		1.1	0	0	0	0	0	0-0	0	
3-6-19	Gardner-Webb		2.0	3	1	0	0	1	0-0	0	
3-8-19	Valpo		2.1	2	0	0	0	0	0-0	1	
3-12-19	The Citadel		1.2	5	4	4	0	2	0-0	1	
3-16-19	Georgia		2.1	0	0	0	0	3	0-0	0	
3-19-19	Furman		0.1	1	0	0	0	0	0-0	1	
3-23-19	Tennessee		1.2	1	0	0	0	3	1-0	1	
3-24-19	Tennessee		2.2	0	0	0	0	2	1-0	1	
3-29-19	Auburn		2.0	2	1	1	0	5	1-0	1	
3-31-19	Auburn		4.2	3	3	2	0	4	1-0	1	
4-6-19	Alabama	*	4.1	4	4	4	1	2	1-0	1	
4-12-19	Florida	*	6.0	4	1	1	1	5	2-0	1	
4-20-19	Texas A&M	*	4.1	6	4	4	0	5	2-1	1	
4-27-19	Missouri	*	6.1	5	3	3	3	5	2-2	1	
5-5-19	Vanderbilt	*	1.2	4	3	3	3	0	2-3	1	
5-10-19	Kentucky	*	5.2	5	4	4	4	4	2-3	1	
5-16-19	Miss. State	*	4.0	8	3	6	3	1	2-4	1	
5-21-19	LSU	*	3.0	4	3	3	3	1	2-4	1	

Record: 11-4 Home: 8-1 Away: 2-3 Neutral: 1-0 SEC: 0-0

Player	avg	gp-gs	ab	r	h	2b	3b	hr	rbi	tb	slg%	bb	hp	so	gdp	ob%	sf	sh	sb-att	po	a	e	fld%
28 Wes Clarke	.382	15-15	55	23	21	2	0	10	19	53	.964	17	0	16	1	.528	0	0	0-0	66	4	0	1.000
12 Josiah Sightler	.375	12-11	40	10	15	1	0	2	8	22	.550	6	2	3	1	.479	0	0	2-2	7	2	0	1.000
3 Braylen Wimmer	.370	15-14	46	13	17	6	0	4	9	35	.761	8	1	11	0	.464	1	3	1-3	34	9	3	.935
33 Brady Allen	.339	15-15	59	17	20	7	1	2	9	35	.593	10	1	10	0	.431	2	1	2-2	22	0	0	1.000
11 Andrew Eyster	.305	15-15	59	7	18	5	1	3	15	34	.576	7	4	21	1	.414	0	0	1-2	22	1	0	1.000
26 David Mendham	.255	15-14	51	8	13	2	0	1	11	18	.353	9	0	14	0	.349	3	0	0-1	69	3	0	1.000
6 George Callil	.240	15-15	50	4	12	3	0	0	1	15	.300	3	0	15	0	.283	0	3	1-1	17	18	1	.972
7 Brennan Milone	.182	12-11	44	8	8	4	0	0	3	12	.273	10	0	14	1	.333	0	0	1-1	7	14	3	.875

46 Connor Cino	.500	4-0	4	0	2	0	0	0	1	2	.500	0	0	1	0	.500	0	0	0-0	6	0	0	1.000
8 Jeff Heinrich	.300	8-7	30	0	9	2	0	0	4	11	.367	0	0	5	0	.290	1	1	2-3	13	9	2	.917
14 Joe Satterfield	.280	10-6	25	5	7	2	0	0	8	9	.360	1	1	5	1	.321	1	0	0-0	11	13	0	1.000
10 Colin Burgess	.226	10-9	31	2	7	0	0	1	5	10	.323	3	2	4	0	.324	1	0	0-0	120	12	1	.992
13 Michael Robinson	.167	6-0	6	1	1	0	0	0	0	1	.167	1	0	3	0	.286	0	0	0-0	1	5	1	.857
9 Noah Myers	.091	10-1	11	3	1	1	0	0	0	2	.182	2	1	5	1	.286	0	0	0-0	3	0	1	.750
2 Jalen Vasquez	.000	4-1	4	0	0	0	0	0	0	0	.000	1	0	4	0	.200	0	0	0-0	0	3	0	1.000
24 Brandon Fields	.000	2-1	4	0	0	0	0	0	0	0	.000	1	0	3	0	.200	0	0	0-0	2	0	0	1.000
23 Jack Mahoney	.000	1-0	1	1	0	0	0	0	0	0	.000	0	1	0	1	.500	0	0	0-0	0	2	0	1.000
Totals	.290	15	520	102	151	35	2	23	93	259	.498	79	13	134	7	.391	9	8	10-15	402	105	14	.973
Opponents	.214	15	487	60	104	20	2	8	52	152	.312	65	12	192	6	.319	3	6	17-28	387	137	19	.965

LOB - Team (140), Opp (111). DPs turned - Team (7), Opp (9). IBB - Team (5), Clarke 4, Wimmer 1, Opp (3). Picked off - Wimmer 1.

(All games Sorted by Earned run avg)

Player	era	w-l	app	gs	cg	sho	sv	ip	h	r	er	bb	so	2b	3b	hr	b/avg	wp	hp	bk	sfa	sha
34 Thomas Farr	1.54	2-0	4	4	0	0/0	0	23.1	23	4	4	7	30	3	0	1	.261	2	0	0	0	0
22 Brannon Jordan	3.50	1-1	4	4	0	0/1	0	18.0	9	8	7	13	29	5	0	3	.141	1	2	0	0	0

44 Parker Coyne	0.00	0-0	3	0	0	0/0	0	3.0	0	0	0	2	5	0	0	0	.000	0	0	0	0	1
23 Jack Mahoney	0.87	0-0	7	0	0	0/1	0	10.1	6	2	1	2	15	1	0	0	.171	0	0	0	0	2
49 Brett Kerry	1.08	1-0	5	0	0	0/2	1	8.1	6	1	1	3	18	0	0	1	.194	1	0	0	0	0
16 John Gilreath	2.08	1-0	5	0	0	0/0	0	4.1	3	1	1	5	4	0	0	1	.200	0	0	0	0	0
20 Andrew Peters	2.53	2-0	6	0	0	0/0	0	10.2	5	3	3	2	18	1	0	1	.139	0	0	1	1	1
32 Will Sanders	2.53	2-1	9	2	0	0/1	0	10.2	9	3	3	2	10	2	1	0	.237	0	0	0	0	0
18 Julian Bosnic	3.46	1-1	4	3	0	0/1	0	13.0	4	7	5	12	24	1	0	0	.100	1	5	0	1	2
30 Brett Thomas	4.50	0-0	3	0	0	0/0	0	2.0	1	1	1	3	6	0	0	0	.143	2	0	3	0	0
12 Josiah Sightler	4.70	1-0	5	2	0	0/0	0	7.2	10	4	4	2	8	2	0	0	.333	1	1	0	0	0
21 Magdiel Cotto	5.40	0-0	5	0	0	0/0	0	5.0	5	4	3	2	4	1	1	0	.250	0	1	0	0	0
15 Daniel Lloyd	6.00	0-0	6	0	0	0/0	0	6.0	6	4	4	4	8	0	0	0	.261	0	1	0	1	0
40 Wesley Sweatt	6.75	0-0	3	0	0	0/0	0	2.2	3	2	2	0	2	0	0	1	.273	0	0	0	0	0
4 Jackson Phipps	8.44	0-0	7	0	0	0/1	0	5.1	9	5	5	2	6	1	0	0	.375	1	0	0	0	0
50 Travis Luensmann	15.43	0-1	4	0	0	0/0	0	2.1	4	6	4	1	2	2	0	0	.333	0	0	1	0	0
45 CJ Weins	18.00	0-0	1	0	0	0/0	0	1.0	0	2	2	3	2	0	0	0	.000	1	0	0	0	0
37 Cam Tringali	81.00	0-0	1	0	0	0/0	0	0.1	1	3	3	0	1	1	0	0	.500	1	2	0	0	0
Totals	3.49	11-4	15	15	0	2/2	1	134.0	104	60	52	65	192	20	2	8	.214	11	12	5	3	6
Opponents	5.79	4-11	15	15	0	1/1	1	129.0	151	102	83	79	134	35	2	23	.290	9	13	2	9	8

PB - Team (3), Burgess 2, Clarke 1, Opp (3). Pickoffs - Team (3), Bosnic 1, Farr 1, Burgess 1, Opp (1). SBA/ATT - Burgess (6-13), Clarke (9-11), Bosnic (3-5), Farr (1-4), Sightler (3-4), Sanders (1-3), Mahoney (1-2), Phipps (1-2), Jordan (2-2), Peters (1-1), Gilreath (1-1), Tringali (1-1), Kerry (1-1), Cino (1-1), Luensmann (0-1), Thomas (1-1).

INNINGS SUMMARY

	1	2	3	4	5	6	7	8	9	X	Total
USC	9	10	17	16	12	4	7	20	6	1	102
OPP.	6	2	8	13	11	4	5	6	5	0	60

RECORD WHEN TEAM SCORES

Runs	0	1	2	3	4	5	6	7	8	9	10+
W-L	0-1	1-1	0-0	1-0	1-1	2-1	0-0	0-0	1-0	0-0	5-0

RECORD WHEN OPP. SCORES

Runs	0	1	2	3	4	5	6	7	8	9	10+
W-L	2-0	3-0	1-0	0-1	1-1	1-0	0-0	2-0	1-1	0-1	0-0

RECORD WHEN LEADING AFTER

Inn.	1	2	3	4	5	6	7	8
W-L	3-1	6-1	8-0	9-0	10-0	9-0	8-0	10-0

RECORD WHEN TRAILING AFTER

Inn.	1	2	3	4	5	6	7	8
W-L	3-1	2-1	0-2	0-2	0-3	1-3	1-3	0-4

CAROLINA WHEN...

Situation	Record
Total	11-4
Conference	0-0
Non-Conf	11-4
Home	8-1
Away	2-3
Neutral	1-0
Day	9-2
Night	2-2
vs Left	2-0
vs Right	9-4
1-Run games	3-0
2-Run games	0-0
5+Run games	4-1
Extra inns	1-0
Shutouts	2-1
Scoring 0-2 runs	1-2
Scoring 3-5 runs	4-2
Scoring 6-9 runs	1-0
Scoring 10+ runs	5-0
Opponent 0-2 runs	6-0
Opponent 3-5 runs	2-2
Opponent 6-9 runs	3-2
Opponent 10+ runs	0-0
Scored in 1st inning	4-1
Scores first	7-2
Opp. scores first	4-2
After 6 leading	9-0
After 6 trailing	1-3
After 6 tied	1-1
After 7 leading	8-0
After 7 trailing	1-3
After 7 tied	2-1
After 8 leading	10-0
After 8 trailing	0-4
After 8 tied	1-0
Hit 0 home runs	4-2
Hit 1 home run	2-2
Hit 2+ home runs	5-0
Opponent 0 home runs	7-2
Opponent 1 home run	3-1
Opponent 2+ HRs	1-1
Made 0 errors	3-2
Made 1 error	6-1
Made 2+ errors	2-1
Opp. made 0 errors	4-1
Opp. made 1 error	2-2
Opp. made 2+ errors	5-1
Out-hit opponent	9-1
Out-hit by opponent	1-3
Hits are tied	1-0

RECORD BY DEFENSIVE LINE-UP

STARTING LINEUP BY POSITION (Team record when starter)

PITCHER:		
22 Brannon Jordan	4	(3-1)
34 Thomas Farr	4	(3-1)
18 Julian Bosnic	3	(2-1)
12 Josiah Sightler	2	(2-0)
32 Will Sanders	2	(1-1)
CATCHER:		
10 Colin Burgess	9	(7-2)
28 Wes Clarke	6	(4-2)
FIRST BASE:		
26 David Mendham	14	(11-3)
3 Braylen Wimmer	1	(0-1)
SECOND BASE:		
8 Jeff Heinrich	6	(5-1)
3 Braylen Wimmer	5	(4-1)
14 Joe Satterfield	3	(2-1)
2 Jalen Vasquez	1	(0-1)
THIRD BASE:		
7 Brennan Milone	11	(9-2)
14 Joe Satterfield	3	(2-1)
8 Jeff Heinrich	1	(0-1)
SHORTSTOP:		
6 George Callil	15	(11-4)
LEFT FIELD:		
11 Andrew Eyster	9	(7-2)
12 Josiah Sightler	5	(3-2)
3 Braylen Wimmer	1	(1-0)
CENTER FIELD:		
3 Braylen Wimmer	7	(5-2)
33 Brady Allen	6	(4-2)
24 Brandon Fields	1	(1-0)
9 Noah Myers	1	(1-0)
RIGHT FIELD:		
33 Brady Allen	9	(7-2)
11 Andrew Eyster	6	(4-2)
DESIGNATED HITTER:		
28 Wes Clarke	9	(7-2)
12 Josiah Sightler	6	(4-2)

RECORD BY BATTING ORDER

STARTING LINEUP BY LINEUP SPOT (Team record when starter)

LEADOFF:		
33 Brady Allen	15	(11-4)
2ND SPOT:		
3 Braylen Wimmer	5	(4-1)
7 Brennan Milone	4	(4-0)
12 Josiah Sightler	3	(3-0)
14 Joe Satterfield	2	(0-2)
8 Jeff Heinrich	1	(0-1)
3RD SPOT:		
28 Wes Clarke	15	(11-4)
CLEANUP:		
26 David Mendham	7	(7-0)
12 Josiah Sightler	5	(1-4)
11 Andrew Eyster	3	(3-0)
5TH SPOT:		
11 Andrew Eyster	12	(8-4)
26 David Mendham	3	(3-0)
6TH SPOT:		
3 Braylen Wimmer	4	(2-2)
12 Josiah Sightler	3	(3-0)
26 David Mendham	3	(1-2)
8 Jeff Heinrich	2	(2-0)
10 Colin Burgess	2	(2-0)
7 Brennan Milone	1	(1-0)
7TH SPOT:		
10 Colin Burgess	5	(4-1)
14 Joe Satterfield	3	(2-1)
7 Brennan Milone	3	(2-1)
3 Braylen Wimmer	2	(2-0)
26 David Mendham	1	(0-1)
8 Jeff Heinrich	1	(0-1)
8TH SPOT:		
8 Jeff Heinrich	3	(3-0)
7 Brennan Milone	3	(2-1)
3 Braylen Wimmer	3	(2-1)
10 Colin Burgess	2	(1-1)
9 Noah Myers	1	(1-0)
14 Joe Satterfield	1	(1-0)
24 Brandon Fields	1	(1-0)
2 Jalen Vasquez	1	(0-1)
9TH SPOT:		
6 George Callil	15	(11-4)

STARTERS SUMMARY

Player	Position												Batting Order								
	GS	P	C	1B	2B	3B	SS	LF	CF	RF	OF	DH	1st	2nd	3rd	4th	5th	6th	7th	8th	9th
6 George Callil	15	15	15
28 Wes Clarke	15	.	6	9	.	.	15
11 Andrew Eyster	15	9	.	6	3	12
33 Brady Allen	15	6	9	.	.	15
3 Braylen Wimmer	14	.	.	1	5	.	.	1	7	5	.	.	.	4	2	3	.
26 David Mendham	14	.	.	14	7	3	3	1	.	.
12 Josiah Sightler	11	2	5	.	.	.	6	.	3	.	5	.	3	.	.	.
7 Brennan Milone	11	11	4	.	.	.	1	3	3	.
10 Colin Burgess	9	.	9	2	5	2	.
8 Jeff Heinrich	7	.	.	.	6	1	1	.	.	.	2	1	3	.
14 Joe Satterfield	6	.	.	.	3	3	2	3	1	.
22 Brannon Jordan	4	4
34 Thomas Farr	4	4
18 Julian Bosnic	3	3
32 Will Sanders	2	2
9 Noah Myers	1	1	1	.
24 Brandon Fields	1	1	1	.
2 Jalen Vasquez	1	.	.	.	1	1	.

GAMECOCK STREAKS

Multiple Hit Games	2	3	4	5+	Total
33 Brady Allen	3	3	-	-	6
28 Wes Clarke	2	4	-	-	6
11 Andrew Eyster	3	2	-	-	5
3 Braylen Wimmer	3	1	1	-	5
12 Josiah Sightler	2	2	-	-	4
26 David Mendham	3	1	-	-	4
6 George Callil	3	-	-	-	3
8 Jeff Heinrich	2	1	-	-	3
10 Colin Burgess	2	-	-	-	2
14 Joe Satterfield	1	1	-	-	2
TEAM	24	15	1	0	40

Multiple RBI Games	2	3	4	5+	Total
11 Andrew Eyster	3	1	1	-	5
28 Wes Clarke	-	1	2	1	4
33 Brady Allen	2	-	1	-	3
3 Braylen Wimmer	2	-	-	-	2
14 Joe Satterfield	1	-	-	1	2
12 Josiah Sightler	1	-	1	-	2
26 David Mendham	1	-	1	-	2
8 Jeff Heinrich	1	-	-	-	1
10 Colin Burgess	-	1	-	-	1
7 Brennan Milone	1	-	-	-	1
TEAM	12	3	6	2	23

Hitting Streaks	Longest	Current
12 Josiah Sightler	7	7
11 Andrew Eyster	6	1
7 Brennan Milone	6	-
3 Braylen Wimmer	6	-
28 Wes Clarke	6	2
26 David Mendham	6	1
10 Colin Burgess	5	-
33 Brady Allen	5	-
14 Joe Satterfield	4	-
6 George Callil	3	3
8 Jeff Heinrich	3	1
9 Noah Myers	1	-
46 Connor Cino	1	1
13 Michael Robinson	1	1

Reached Base Streaks	Longest	Current
11 Andrew Eyster	15	15
12 Josiah Sightler	9	9
26 David Mendham	9	2
28 Wes Clarke	9	5
10 Colin Burgess	6	-
3 Braylen Wimmer	6	2
7 Brennan Milone	6	-
33 Brady Allen	5	-
14 Joe Satterfield	4	-
6 George Callil	3	3
8 Jeff Heinrich	3	1
2 Jalen Vasquez	1	1
9 Noah Myers	1	-
46 Connor Cino	1	1
13 Michael Robinson	1	1
24 Brandon Fields	1	-
23 Jack Mahoney	1	1

SEASON/CAREER STATS

2021 South Carolina Baseball
Individual Season/Career Summary for South Carolina (as of Mar 18, 2021)
(All games Sorted by Batting avg)

Record: 11-4 Home: 8-1 Away: 2-3 Neutral: 1-0 SEC: 0-0

Player	SEASON										CAREER																		
	Avg	G-GS	AB	R	H	2B	3B	HR	RBI	BB	Hbp	SO	Sb	Att	Avg	G-GS	AB	R	H	2B	3B	HR	RBI	BB	Hbp	SO	Sb	Att	
28 Wes Clarke	.382	15-15	55	23	21	2	0	10	19	17	0	16	0-0		.306	50-42	157	40	48	7	0	19	46	31	4	42	0-1		
12 Josiah Sighler	.375	12-11	40	10	15	1	0	2	8	6	2	3	2-2		.233	32-18	73	11	17	1	1	2	10	8	2	22	2-2		
3 Braylen Wimmer	.370	15-14	46	13	17	6	0	4	9	8	1	11	1-3		.299	30-24	87	19	26	6	0	4	14	8	2	23	4-7		
33 Brady Allen	.339	15-15	59	17	20	7	1	2	9	10	1	10	2-2		.256	87-83	289	65	74	16	6	12	47	56	4	71	9-14		
11 Andrew Eyster	.305	15-15	59	7	18	5	1	3	15	7	4	21	1-2		.307	81-78	283	50	87	20	3	17	59	34	10	92	1-2		
26 David Mendham	.255	15-14	51	8	13	2	0	1	11	9	0	14	0-1		.255	15-14	51	8	13	2	0	1	11	9	0	14	0-1		
6 George Callil	.240	15-15	50	4	12	3	0	0	1	3	0	15	1-1		.231	74-72	229	32	53	10	1	5	28	22	21	64	3-5		
7 Brennan Milone	.182	12-11	44	8	8	4	0	0	3	10	0	14	1-1		.175	17-16	57	11	10	5	0	1	5	15	0	18	1-1		
=====																													
46 Connor Cino	.500	4-0	4	0	2	0	0	0	1	0	0	1	0-0		.500	4-0	4	0	2	0	0	0	1	0	0	1	0-0		
8 Jeff Heinrich	.300	8-7	30	0	9	2	0	0	4	0	0	5	2-3		.267	24-21	86	10	23	4	1	1	18	4	1	11	5-7		
14 Joe Satterfield	.280	10-6	25	5	7	2	0	0	8	1	1	5	0-0		.280	10-6	25	5	7	2	0	0	8	1	1	5	0-0		
10 Colin Burgess	.226	10-9	31	2	7	0	0	1	5	3	2	4	0-0		.263	19-16	57	5	15	3	0	1	7	5	2	9	0-0		
13 Michael Robinson	.167	6-0	6	1	1	0	0	0	0	1	0	3	0-0		.167	6-0	6	1	1	0	0	0	0	1	0	3	0-0		
9 Noah Myers	.091	10-1	11	3	1	1	0	0	0	2	1	5	0-0		.271	26-11	48	16	13	2	2	0	6	15	2	16	7-8		
2 Jalen Vasquez	.000	4-1	4	0	0	0	0	0	0	1	0	4	0-0		.000	4-1	4	0	0	0	0	0	0	1	0	4	0-0		
24 Brandon Fields	.000	2-1	4	0	0	0	0	0	0	1	0	3	0-0		.000	2-1	4	0	0	0	0	0	0	1	0	3	0-0		
23 Jack Mahoney	.000	1-0	1	1	0	0	0	0	0	0	1	0	0-0		.000	3-0	2	1	0	0	0	0	0	0	1	0	0-0		
Totals	.290	15-15	520	102	151	35	2	23	93	79	13	134	10-15																
Opponents	.214	15-15	487	60	104	20	2	8	52	65	12	192	17-28																

(All games Sorted by Earned run avg)

Player	SEASON											CAREER															
	ERA	W-L	App	GS	CG	Sho	Sv	IP	H	R	ER	BB	SO	ERA	W-L	App	GS	CG	Sho	Sv	IP	H	R	ER	BB	SO	
34 Thomas Farr	1.54	2-0	4	4	0	0	0	23.1	23	4	4	7	30	1.62	5-0	7	7	0	0	0	39.0	29	8	7	12	44	
22 Brannon Jordan	3.50	1-1	4	4	0	0	0	18.0	9	8	7	13	29	2.54	3-1	8	8	1	1	0	39.0	16	12	11	22	61	
=====																											
44 Parker Coyne	0.00	0-0	3	0	0	0	0	3.0	0	0	0	2	5	4.10	3-2	43	3	0	0	1	59.1	57	30	27	35	79	
23 Jack Mahoney	0.87	0-0	7	0	0	0	0	10.1	6	2	1	2	15	0.87	0-0	7	0	0	0	0	10.1	6	2	1	2	15	
49 Brett Kerry	1.08	1-0	5	0	0	0	1	8.1	6	1	1	3	18	2.64	7-1	33	4	0	0	9	81.2	62	24	24	19	101	
16 John Gilreath	2.08	1-0	5	0	0	0	0	4.1	3	1	1	5	4	4.79	3-2	50	4	0	0	1	77.0	76	50	41	44	81	
20 Andrew Peters	2.53	2-0	6	0	0	0	0	10.2	5	3	3	2	18	6.23	2-0	9	1	0	0	0	13.0	8	9	9	7	22	
32 Will Sanders	2.53	2-1	9	2	0	0	0	10.2	9	3	3	2	10	2.53	2-1	9	2	0	0	0	10.2	9	3	3	2	10	
18 Julian Bosnic	3.46	1-1	4	3	0	0	0	13.0	4	7	5	12	24	2.29	3-1	8	3	0	0	0	19.2	4	7	5	20	31	
30 Brett Thomas	4.50	0-0	3	0	0	0	0	2.0	1	1	1	3	6	1.50	0-0	7	0	0	0	0	6.0	1	1	1	3	11	
12 Josiah Sighler	4.70	1-0	5	2	0	0	0	7.2	10	4	4	2	8	6.10	1-0	8	2	0	0	0	10.1	12	7	7	4	13	
21 Magdiel Cotto	5.40	0-0	5	0	0	0	0	5.0	5	4	3	2	4	5.40	0-0	5	0	0	0	0	5.0	5	4	3	2	4	
15 Daniel Lloyd	6.00	0-0	6	0	0	0	0	6.0	6	4	4	4	8	8.32	3-6	29	8	0	0	1	44.1	53	45	41	31	54	
40 Wesley Sweatt	6.75	0-0	3	0	0	0	0	2.2	3	2	2	0	2	4.47	2-3	26	4	0	0	1	46.1	50	28	23	12	33	
4 Jackson Phipps	8.44	0-0	7	0	0	0	0	5.1	9	5	5	2	6	8.44	0-0	7	0	0	0	0	5.1	9	5	5	2	6	
50 Travis Luensmann	15.43	0-1	4	0	0	0	0	2.1	4	6	4	1	2	15.43	0-1	4	0	0	0	0	2.1	4	6	4	1	2	
45 CJ Weins	18.00	0-0	1	0	0	0	0	1.0	0	2	2	3	2	18.00	0-0	1	0	0	0	0	1.0	0	2	2	3	2	
37 Cam Tringali	81.00	0-0	1	0	0	0	0	0.1	1	3	3	0	1	5.10	3-4	30	8	0	0	1	77.2	72	51	44	22	73	
Totals	3.49	11-4	15	15	0	2	1	134.0	104	60	52	65	192														
Opponents	5.79	4-11	15	15	0	1	1	129.0	151	102	83	79	134														



#17 MARK KINGSTON

HEAD COACH

4TH SEASON AT SOUTH CAROLINA - 12TH SEASON AS HEAD COACH NORTH CAROLINA (1995)

Mark Kingston was named the head baseball coach at the University of South Carolina on June 30, 2017. He became the 30th head coach in the history of Gamecock Baseball.

Kingston's first team at Carolina (2018) advanced to the Super Regionals in Arkansas after going 3-0 in the Greenville Regional at East Carolina. The Gamecocks won each of their last five SEC series in 2018, as Carolina swept LSU and won series against Vanderbilt, Ole Miss, Missouri and Texas A&M on

its way to a third place finish in the SEC East (17-13) and fifth-place overall conference finish. Carolina handed Arkansas its only postseason loss until the College World Series championship series, defeating the Razorbacks 8-5 in game two of the super regional. The Carolina team finished seventh in the country in fielding percentage (.980) and 12th in home runs (79). Kingston coached 10 players that were picked in the 2018 MLB First-Year Player Draft and had 12 players selected to the Spring SEC Academic Honor Roll.

The 2019 team saw five players picked in the MLB First-Year Player Draft, including TJ Hopkins in the ninth round. The Gamecocks earned a Palmetto Point, winning 2-of-3 games against Clemson in early March. Success against the ACC continued with wins over N.C. State and North Carolina in Charlotte. South Carolina earned a trip to Hoover on the final day of the regular season, defeating College World Series participant Mississippi State in Starkville. Kingston coached Brett Kerry, who was named to the SEC All-Freshman team and was named a Freshman All-American by three different organizations.

Kingston came to Carolina following a three-year stint as the head coach at USF. He compiled a 100-78-1 record while in Tampa, helping the Bulls to a pair of NCAA Regional appearances. Kingston owns a career mark of 350-238-1 in nine seasons as a head coach, including five at Illinois State, with four NCAA appearances in that nine-year span.

Kingston has helped lead 12 teams to NCAA Tournament berths as an assistant and head coach -- with five of those teams appearing in the NCAA Super Regionals, two participating in the College World Series and one winning a national championship. As a player at the University of North Carolina, Kingston was part of the 1989 Tar Heels squad that won an Atlantic Coast Conference regular-season title and advanced to the College World Series. He also helped UNC win the ACC Tournament and advance to the NCAA Regionals in 1990. As an assistant coach, Kingston helped the Miami Hurricanes capture the 2001 College World Series as the No. 1 overall seed. His 21-year collegiate coaching career also includes stops at Tulane, where he helped guide the Green Wave to the 2005 College World Series, and Purdue.

Kingston guided USF to a 42-19 mark in 2017, the first time since 1996 that the team had reached the 40-win mark. Under Kingston's leadership, the Bulls earned their second trip to the NCAA Tournament in three years. USF won 19-straight games from Feb. 19 - March 22, the second-longest streak in program history. During that streak, USF defeated then No. 3 Florida State in Tallahassee, its first victory against FSU since 1989. On May 9, the Bulls defeated then-No. 5 Florida in Gainesville. It marked the first time in program history that the Bulls beat both FSU and Florida on the road in the same season. The victories were just USF's second and third wins over top-five teams in program history. Kingston reached the 100-win mark at the helm of the program in the Gainesville Regional opener with a 9-1 win over Bethune-Cookman, making him the second-fastest coach in program history to reach 100 victories.

Kingston's Bulls dominated on the mound in 2017, posting a 3.24 team ERA and allowing 7.64 hits per nine innings, both in the top-10 nationally. The pitchers led the country with 10.1 strikeouts per nine innings and set a program record with 620 strikeouts. Offensively, shortstop Kevin Merrell set an American Athletic Conference record with a .384 average, the third-straight year he led the Bulls in hitting. Merrell was named an All-American by four separate publications and was named to the AAC First Team for a second-straight year. He was one of five Bulls named to All-American Athletic Conference teams, the most since 2009. Merrell was drafted by the Oakland Athletics with the 33rd overall pick in the MLB Amateur Draft, becoming the third-highest drafted player in program history. Overall, four USF players were selected in the draft, as Phoenix Sanders went in the 10th round to the Tampa Bay Rays, Joe Cavallaro was taken in the 24th round by the New York Mets and Ryan Valdes was selected in the 33rd round by the Pittsburgh Pirates.

In 2016, the Bulls recorded 517 strikeouts, logging back-to-back seasons of over 500 strikeouts for the first time in school history. Merrell posted a team-high .320 batting average and a first-team all-conference selection in the AAC. Pitcher Brandon Lawson also notched over 100 strikeouts on his way to a second-team all-conference honor. The Bulls won two series against ranked teams (No. 25 Michigan State, at No. 22 East Carolina), and had three players drafted - pitcher Tommy Eveld (ninth round, Arizona), pitcher Brandon Lawson (13th round, Tampa Bay), and outfielder Luke Maglich (34th round, Philadelphia).

Kingston made an immediate impact at USF in 2015, leading the Bulls to an NCAA Regional for the first time since 2002. Kingston and his staff increased the Bulls' 2014 win total by seven and earned the team's first NCAA Tournament win in 13 years. Coach Kingston's guidance helped produce four players who were drafted by Major League Baseball clubs, including pitcher Jimmy Herget (sixth round, Cincinnati), pitcher Tommy Peterson (12th round, Washington), infielder Kyle Teaf (30th round, Tampa Bay), and pitcher Casey Mulholland (37th round, Dodgers). Merrell was recognized as a Louisville Slugger Freshman All-American, and catcher Levi Borders was named to the Johnny Bench Watch list and was a unanimous selection on The American's First Team. Herget was also named to The American's First Team, and Peterson earned second-team honors. Merrell, first baseman Buddy Putnum, and Teaf were also named to the NCAA Gainesville Regional All-Tournament team.

Kingston came to USF with a long track record as a top-level recruiter and a producer of offensively explosive teams. He spent 2010-2014 as the head coach at Illinois State University, where he led the Redbirds to two MVC regular season championships and one conference tournament title while twice breaking the program's season wins record. He won more than 30 games in each of his five seasons at ISU, a program-record string that included a season-record 39 wins in 2013. He reached the MVC Tournament championship game three times and compiled an overall record of 173-102 (.629 winning percentage). Kingston was twice named a "Rising College Coach" by Kendall

2 NCAA Championships, 3 SEC Championships, 7 SEC East Titles, 31 NCAA Appearances

Rogers of Perfect Game USA during a five-year tenure at Illinois State (2010-2014) in which he earned MVC Coach of the Year honors in 2010 and 2013 and helped 18 Redbirds earn First-Team all-MVC honors. Two of his players were named MVC Player or Pitcher of the Year and eight were selected in the Major League Baseball First-Year Player Draft.

Kingston led ISU to rapid success, as the Redbirds ranked second in conference wins (64) from 2010-14 while posting two first-place finishes and no worse than a fourth-place conclusion in the MVC. His overall winning percentage of .629 and average of 35 wins per season were a strong improvement over previous seasons. ISU's average RPI rating of 69.50 from 2010-13 ranked fifth among all northern Division I programs and Kingston's recruiting classes contained 15 players ranked in the Top-20 in the state of Illinois by Prep Baseball Report, more than any other university.

He took over the ISU program after serving one season as the team's associate head coach and promptly posted the most successful first-year head coaching stint in program history. Kingston led the 2010 Redbirds to their first-ever share of the MVC regular-season title, their first MVC Tournament title since 1994 and their first NCAA Tournament victory since 1976. ISU's 32-24 record was the most wins for the Redbirds since 1999.

In 2011, Kingston guided the team to a then-record season win total (36-18), including a marquee victory at Miami (Fla.), and placed seven players on the All-MVC team. The following year (2012) ISU went 33-19 and posted a 10-game win-streak, the program's longest since 1984. Closer Kenny Long was selected by the Houston Astros in the 22nd round of the MLB First-Year Player Draft, marking three-consecutive seasons in which a Redbird was selected in the MLB draft.

In 2013, Kingston guided ISU to a program-best 39 wins (39-19), posted a school-record 12-game winning streak, won the MVC outright for the first time in school history and set a Valley-record with eight first-team All-MVC selections. Offensively, ISU paced the MVC in batting average, on-base percentage, slugging percentage and home runs and the pitching staff fired a program-record 13 complete games, including 10 shutouts.

Prior to his stint at ISU, Kingston was part of 500 wins (500-279-2) in 13 seasons as an assistant coach and was widely respected as one of the top assistants in the nation. He spent the previous seven years at Tulane University, serving as recruiting coordinator throughout his tenure and as associate head coach the final five seasons with the responsibility of overseeing recruiting, coaching hitters and developing catchers and infielders.

At Tulane, Kingston's recruiting and coaching efforts helped the Green Wave to six postseason appearances, two NCAA Super Regionals and a berth in the 2005 College World Series. The 2005 Green Wave team was seeded as the top team overall while also receiving the top academic honor in Omaha. Tulane averaged nearly 42 wins per season with Kingston on staff.

Kingston recruited or coached seven players who became All-Americans at Tulane, including James Jurries (2002) and Michael Aubrey (2003). The Green Wave sluggers became the first hitters in 18 years to hit .400 for the season and both earned Conference USA Player of the Year recognition. Aubrey was selected by the Cleveland Indians 11th overall in 2003, the highest Tulane player ever taken in the draft.

Prior to Tulane, Kingston spent two years at Miami (Fla.), where he helped the Hurricanes capture the 2001 College World Series as the No. 1 overall seed. While at Miami, the Hurricanes finished with top-five school single-season marks in batting average, runs scored and slugging percentage, and led the nation with 228 stolen bases in 2001. In the run to the 2001 national title, the 'Canes had an NCAA-best 17-0 run to end the season and set a College World Series record with 12.3 runs per game while hitting .373 as a team in Omaha.

Kingston spent one year as an assistant at Illinois State, helping the 1999 Redbirds set then-school records for wins in a season (35), runs scored, RBI, doubles, hits and walks, while finishing second in school history in home runs, total bases and batting average.

Kingston began his coaching career with two seasons at Purdue, helping the Boilermakers post three of the top-seven batting averages in school history and place five position players on the All-Big Ten team after not posting any the year before his arrival.

A 1995 graduate of North Carolina with a degree in communications, Kingston was part of the 1989 Tar Heels squad that won an Atlantic Coast Conference regular-season title and advanced to the College World Series. He also helped the team win the ACC Tournament and advance to NCAA Regionals in 1990 as a sophomore. Kingston received the Trippe Bourne "Most Dedicated Player" Award for his outstanding work ethic and leadership during his junior campaign, and was named a team captain his senior season.

Drafted by the Milwaukee Brewers out of North Carolina in 1992, the Northern Virginia native played professionally for five seasons with Milwaukee and the Chicago Cubs organizations. In 2019, Kingston was named as an assistant coach to the USA Baseball Collegiate National Team, which played in tournaments in Taiwan and Japan.

Kingston attended Potomac High School (Virginia), where he developed into a Collegiate Baseball Top-50 Prospect and was drafted by the New York Yankees after leading his team to the 1988 state championship. In 2006, Kingston was inducted into the Potomac Hall of Fame.

Kingston and his wife, the former Letitia Kelly, have three children, Kailyn Grace, Cameron James and Kathryn Patricia. He also wrote and produced two instructional videos for Championship Productions, "Keys to Consistent Hitting" and "Catching Drills and Fundamentals." He also was the only assistant coach chosen to write a chapter in "The Baseball Drill Book" produced by the American Baseball Coaches Association.

THE KINGSTON FILE

361-242-1 Overall Coaching Record

Birthdate: May 16, 1970
Birthplace: Buffalo, N.Y.
High School: Potomac (Dumfries, Va.)
College: North Carolina (1995)

COACHING EXPERIENCE
(22 YEARS)

Present..... University of South Carolina
Head Coach
2015-17..... University of South Florida
Head Coach
2010-14..... Illinois State University
Head Coach
2009..... Illinois State University
Assistant Coach
2002-08..... Tulane University
Assistant Coach
2000-01..... University of Miami
Assistant Coach
1999..... Illinois State University
Assistant Coach
1997-98..... Purdue University
Assistant Coach

COACHING ACHIEVEMENTS

- One National Championship (Miami, 2001)
- Two College World Series Appearances (2001, 2005)
- Five Super Regional Appearances (2000, '01, '04, '05, '18)
- 12 NCAA Tournament Appearances
- 2010 MVC Tournament Champions
- 2013 MVC Regular Season Champions

ATHLETIC EXPERIENCE

- University of North Carolina (1989-92)
- Helped the Tar Heels to the 1989 College World Series and the 1990 ACC Tournament title
- Drafted by Milwaukee in the 1992 MLB Draft
- Spent five season in pro baseball with Milwaukee and the Chicago Cubs
- Drafted by the New York Yankees out of high school



South Carolina Spring 2021 Numerical Roster

ACTIVE ROSTER

No.	Name	Pos.	B-T	Ht.	Wt.	Cl.-Exp.	Hometown	Previous School
2	Jalen Vasquez	INF	L-R	5-11	170	Fr.-HS	N. Charleston, S.C.	Fort Dorchester HS
3	Braylen Wimmer	INF	R-R	6-4	200	So.-HS	Yukon, Okla.	Yukon HS
4	Jackson Phipps	LHP	L-L	6-5	230	Fr.-HS	Dallas, Ga.	East Paulding HS
5	Josh Shuler	OF	L-R	6-3	220	Fr.-HS	Suwanee, Ga.	North Gwinnett HS
6	George Callil	INF	R-R	6-4	201	Sr.-5Y	Melbourne, Australia	McLennan CC
7	Brennan Milone	INF	R-R	6-0	200	So.-HS	Woodstock, Ga.	Woodstock HS
8	Jeff Heinrich	INF	R-R	6-0	189	Sr.-JC	Lake in the Hills, Ill.	McHenry County College
9	Noah Myers	OF	L-R	6-1	191	Sr.-JC	Wyoming, Ontario	Wabash Valley CC
10	Colin Burgess	C	R-R	5-8	195	So.-HS	Lexington, Ky.	Tates Creek HS
11	Andrew Eyster	OF	R-R	6-3	214	Sr.-1L	Ocala, Fla.	Santa Fe College
12	Josiah Sightler	LHP/UTL	L-L	6-5	232	Jr.-1L	Gaston, S.C.	Swansea HS
13	Michael Robinson	INF	R-R	6-3	197	Jr.-JC	Elizabethton, Tenn.	Walters State CC
14	Joe Satterfield	INF	B-R	6-0	194	Gr.-TR	Greenville, S.C.	Elon
15	Daniel Lloyd	RHP	R-R	6-3	232	Jr.-1L	Summerville, S.C.	Summerville HS
16	John Gilreath	LHP	L-L	5-11	179	Sr.-2L	Rock Hill, S.C.	Northwestern HS
18	Julian Bosnic	LHP	L-L	6-3	218	So.-RS	Lutz, Fla.	Berkeley Prep
20	Andrew Peters	RHP	R-R	6-2	191	Sr.-JC	Morris, Ill.	John A. Logan College
21	Magdiel Cotto	LHP	L-L	6-4	245	Fr.-HS	Fort Mill, S.C.	Nation Ford HS
22	Brannon Jordan	RHP	R-R	6-2	190	Sr.-JC	Collinsville, Okla.	Cowley County CC
23	Jack Mahoney	RHP/INF	R-R	6-2	210	Fr.-HS	Arlington Hts., Ill.	St. Viator HS
24	Brandon Fields	OF	R-R	6-1	201	Fr.-HS	Orlando, Fla.	Dr. Phillips HS
26	David Mendham	INF/C	L-R	6-3	219	Jr.-JC	Dorchester, Ontario	Connors State CC
27	Alek Boychuk	C	R-R	6-0	215	Fr.-HS	Buford, Ga.	Mill Creek HS
28	Wes Clarke	INF/C	R-R	6-2	236	Jr.-1L	Forest, Va.	Liberty Christian Academy
30	Brett Thomas	RHP	R-R	6-5	244	So.-HS	Atlanta, Ga.	Riverwood HS
31	David Cromer	OF	R-R	6-2	227	Fr.-HS	Lexington, S.C.	Lexington HS
32	Will Sanders	RHP	L-R	6-6	208	Fr.-HS	Atlanta, Ga.	Woodward Academy
33	Brady Allen	OF	R-L	6-1	218	Jr.-1L	Lakeland, Fla.	George Jenkins HS
34	Thomas Farr	RHP	R-R	6-0	203	Jr.-JC	Tyrone, Ga.	N.W. Florida State College
35	RJ Dantin	LHP	L-L	6-2	200	So.-HS	Spartanburg, S.C.	Spartanburg HS
36	Cade Austin	RHP	R-R	6-3	220	Fr.-HS	Chapin, S.C.	Chapin HS
37	Cam Tringali	RHP	R-R	6-4	228	Jr.-1L	Columbia, S.C.	Cardinal Newman HS
38	Sam Swygert	RHP	L-R	6-2	222	Fr.-HS	Springfield, S.C.	South Aiken HS
40	Wesley Sweatt	RHP	R-R	6-3	213	Jr.-1L	Rock Hill, S.C.	Northwestern HS
44	Parker Coyne	RHP	R-R	6-2	210	Sr.-2L	Suwanee, Ga.	North Gwinnett HS
45	CJ Weins	RHP	R-R	6-3	223	Jr.-JC	Lockport, Ill.	Wabash Valley CC
46	Connor Cino	C	L-R	6-1	206	Fr.-HS	Mt. Pleasant, S.C.	Wando HS
48	Jaret Bennett	LHP	L-L	6-2	209	Gr.-TR	Federalsburg, Md.	Charleston Southern
49	Brett Kerry	RHP	R-R	6-0	213	Jr.-1L	Clemmons, N.C.	Wesleyan Christian Academy
50	Travis Luensmann	RHP	R-R	6-6	234	Fr.-HS	Altoona, Pa.	Bellwood-Antis HS

Coaching Staff

HEAD COACH

ASSISTANT COACH

ASSISTANT COACH/PITCHING

ASSISTANT COACH

STUDENT ASSISTANT COACH

DIRECTOR OF PLAYER DEVELOPMENT

DIRECTOR OF OPERATIONS

DIRECTOR OF SPORT PERFORMANCE

ATHLETIC TRAINER

GRADUATE ASSISTANT ATHLETIC TRAINER

BULLPEN CATCHER

STUDENT MANAGERS

STUDENT ATHLETIC TRAINERS

17 Mark Kingston (4th season as head coach) (North Carolina, 1995)

31 Trip Couch (4th season) (Louisiana-Lafayette, 1991)

25 Skylar Meade (4th season) (Louisville, 2007)

19 Stuart Lake (5th/9th season) (Charleston Southern, 1994)

23 Sawyer Bridges

Mike Current

Wesley Turner

Billy Anderson

Bryan Wells

Rylee Learn

Dalton Bontempo

Brian Capobianco, Jamie Karl, Bryson Mitchell, Gavin Pence,

Mickey Paragano, Noah Wise, Alex Wright

Sara Posson, Aimee Williams

Pronunciations

Alek Boychuk boy-CHUCK

George Callil CAH-leel

Magdiel Cotto COT-toe

Andrew Eyster EYE-stur

Travis Luensmann LINS-mann

Brennan Milone MILL-own

Sam Swygert SWHY-gurt

Cam Tringali Trin-GAL-ee

CJ Weins WINES



**#2 JALEN
VASQUEZ**



**#3 BRAYLEN
WIMMER**



**#4 JACKSON
PHIPPS**



**#5 JOSH
SHULER**



**#6 GEORGE
CALLIL**



**#7 BRENNAN
MILONE**



**#8 JEFF
HEINRICH**



**#9 NOAH
MYERS**



**#10 COLIN
BURGESS**



**#11 ANDREW
EYSTER**



**#12 JOSIAH
SIGHTLER**



**#13 MICHAEL
ROBINSON**



**#14 JOE
SATTERFIELD**



**#15 DANIEL
LLOYD**



**#16 JOHN
GILREATH**



**#18 JULIAN
BOSNIC**



**#20 ANDREW
PETERS**



**#21 MAGDIEL
COTTO**



**#22 BRANNON
JORDAN**



**#23 JACK
MAHONEY**



**#24 BRANDON
FIELDS**



**#26 DAVID
MENDHAM**



**#27 ALEK
BOYCHUK**



**#28 WES
CLARKE**



**#30 BRETT
THOMAS**



**#31 DAVID
CROMER**



**#32 WILL
SANDERS**



**#33 BRADY
ALLEN**



**#34 THOMAS
FARR**



**#35 RJ
DANTIN**



**#36 CADE
AUSTIN**



**#37 CAM
TRINGALI**



**#38 SAM
SWYGERT**



**#40 WESLEY
SWEATT**



**#44 PARKER
COYNE**



**#45 CJ
WEINS**



**#46 CONNOR
CINO**



**#48 JARET
BENNETT**



**#49 BRETT
KERRY**



**#50 TRAVIS
LUENSMANN**



**MARK KINGSTON
HEAD COACH**



**TRIP COUCH
ASSISTANT COACH**



**SKYLAR MEADE
ASSISTANT COACH**



**STUART LAKE
ASSISTANT COACH**



**MIKE CURRENT
DIR. OF PLAYER
DEVELOPMENT**

2 NCAA Championships, 3 SEC Championships, 7 SEC East Titles, 31 NCAA Appearances