




VANDERBILT®

2021 BASEBALL GAME NOTES



Vanderbilt Athletic Communications ★ 2601 Jess Neely Dr. Nashville, TN 37212
Baseball Contact: Josh Foster ★ Cell: 205.213.5091 ★ Email: joshua.foster@vanderbilt.edu
VUCommodores.com ★ Twitter: @VandyBoys

2021 SCHEDULE/RESULTS

OVERALL: 2-0 | SEC: 0-0 | H: 0-0 | A: 0-0 | N: 0-0

FEBRUARY (2-0)

19	Wright State	Canceled	Nashville, Tenn.
20	Wright State	W, 14-1	Nashville, Tenn.
21	Wright State	W, 1-0	Nashville, Tenn.
24	Western Kentucky	4:30 p.m.	Nashville, Tenn.
26	Georgia State	4:30 p.m.	Nashville, Tenn.
27	Georgia State	1 p.m.	Nashville, Tenn.
28	Georgia State (DH)	1 p.m.	Nashville, Tenn.

MARCH

5	Illinois-Chicago	4:30 p.m.	Nashville, Tenn.
6	Illinois-Chicago	2 p.m.	Nashville, Tenn.
7	Illinois-Chicago	1 p.m.	Nashville, Tenn.
9	Memphis	4:30 p.m.	Nashville, Tenn.
12	at Oklahoma State	6 p.m.	Stillwater, Okla.
13	at Oklahoma State	6 p.m.	Stillwater, Okla.
14	at Oklahoma State	1 p.m.	Stillwater, Okla.
16	Belmont	6:30 p.m.	Nashville, Tenn.
19	South Carolina*	6:30 p.m.	Nashville, Tenn.
20	South Carolina*	11 a.m.	Nashville, Tenn.
21	South Carolina*	1 p.m.	Nashville, Tenn.
23	Lipscomb	6 p.m.	Nashville, Tenn.
25	at Missouri*	6:30 p.m.	Columbia, Mo.
26	at Missouri*	6:30 p.m.	Columbia, Mo.
27	at Missouri*	2 p.m.	Columbia, Mo.
30	Tennessee Tech	6:30 p.m.	Nashville, Tenn.

APRIL

1	at LSU*	6:30 p.m.	Baton Rouge, La.
2	at LSU*	8 p.m.	Baton Rouge, La.
3	at LSU*	2 p.m.	Baton Rouge, La.
6	UT-Martin	6:30 p.m.	Nashville, Tenn.
8	Georgia*	6 p.m.	Nashville, Tenn.
9	Georgia*	6:30 p.m.	Nashville, Tenn.
10	Georgia*	2 p.m.	Nashville, Tenn.
13	Eastern Kentucky	6:30 p.m.	Nashville, Tenn.
16	at Tennessee*	6:30 p.m.	Knoxville, Tenn.
17	at Tennessee*	3 p.m.	Knoxville, Tenn.
18	at Tennessee*	1:30 p.m.	Knoxville, Tenn.
20	Austin Peay	6:30 p.m.	Nashville, Tenn.
23	Mississippi State*	7 p.m.	Nashville, Tenn.
24	Mississippi State*	7 p.m.	Nashville, Tenn.
25	Mississippi State*	1 p.m.	Nashville, Tenn.
30	at Florida*	6 p.m.	Gainesville, Fla.

MAY

1	at Florida*	5:30 p.m.	Gainesville, Fla.
2	at Florida*	2 p.m.	Gainesville, Fla.
4	at Louisville	6 p.m.	Louisville, Ky.
7	Alabama*	6:30 p.m.	Nashville, Tenn.
8	Alabama*	2 p.m.	Nashville, Tenn.
9	Alabama*	1 p.m.	Nashville, Tenn.
11	North Alabama	6:30 p.m.	Nashville, Tenn.
14	at Ole Miss*	6 p.m.	Oxford, Miss.
15	at Ole Miss*	4 p.m.	Oxford, Miss.
16	at Ole Miss*	1:30 p.m.	Oxford, Miss.
18	Florida International	6:30 p.m.	Nashville, Tenn.
20	Kentucky*	6:30 p.m.	Nashville, Tenn.
21	Kentucky*	6:30 p.m.	Nashville, Tenn.
22	Kentucky*	2 p.m.	Nashville, Tenn.
25-30	SEC Tournament%	TBA	Hoover, Ala.

JUNE

3-6	NCAA Regionals	TBA	TBD
10-13	NCAA Super Regionals	TBA	TBD
18-25	College World Series+	TBA	Omaha, Neb.

* Southeastern Conference game
% Hoover Met Stadium
+ TD Ameritrade Park

NO. 3 VANDERBILT COMMODORES (2-0) vs. WESTERN KENTUCKY HILLTOPPERS (1-2)

Feb. 24, 2021 ★ Nashville, Tenn. ★ Hawkins Field (3,626)

GAME 4



VANDERBILT

Record: 2-0 Overall, 0-0 SEC
Home / Away / Neutral: 0-0 / 0-0 / 0-0
Rankings: D1: 3 | NCBWA: 3 | Coaches: 3
BA: 3 | CB: 2 | PG: 6
Head Coach: Tim Corbin
Career Record: 861-497-1 (24th)
Record at Vanderbilt: 755-359-1 (19th)



WESTERN KENTUCKY

Record: 1-2 Overall, 0-0 Conference USA
Home / Away / Neutral: 0-0 / 0-0 / 0-0
Rankings: D1: -- | NCBWA: -- | Coaches: --
BA: -- | CB: -- | PG: --
Head Coach: John Pawlowski
Career Record: 602-453-2 (19th)
Record at Western Kentucky: 97-135-1 (5th)

TRENDING: Vanderbilt opened the season with a pair of wins over Wright State in Monday's doubleheader.

- ★ The Commodores tallied 15 runs across the twinbill, highlighted by a 14-1 victory in the first matchup.
- ★ Vanderbilt comes into Wednesday's matchup riding a four-game winning streak, dating back to last season.
- ★ The Does look to continue their midweek success on Wednesday. The team posted a 6-0 record in mid-week matchups across the shortened 2020 season.

WORKING FROM HOME: The Commodores have opened the season at home for just the second time in the past five seasons and the first time since 2018. Vanderbilt has been tough to beat at Hawkins Field since the facility opened its gates in 2002.

- ★ Vanderbilt 482-166-1 (.743) all-time at Hawkins Field including a 374-107-1 (.776) mark since 2007.
- ★ Against nonconference opponents at the facility, Vanderbilt is 283-52 (.843). Since 2007 at home vs. nonconference teams, the Does are 217-35 (.860).
- ★ The Does have won their last 11 regular season home series, including two series in 2020 and eight in 2019. Vandy has won 57-of-69 three-game sets at The Hawk since 2011.
- ★ Opening weekend marked the beginning of a 12-game homestand to open the season.
- ★ The Commodores are scheduled for 34 home games during the regular season this year, which would mark the most since 2016, when the program played 36 home games.

LATE START: Due to inclement weather and snow accumulation in the Nashville area, Vanderbilt's season opener was delayed until Monday, Feb. 22. The Commodores matched up with Wright State in a doubleheader.

- ★ Sunday's season opener marked the latest that Vanderbilt has opened a season since 2008, when the Commodores began the campaign on Feb. 22, against Oregon State.

PRESEASON ALL-AMERICA: Four different Commodores were named to various preseason All-America teams, headlined by junior **Kumar Rocker** and sophomore **Jack Leiter**, who were named All-Americans by five different publications.

- ★ Rocker and Leiter both received first team All-America honors from Collegiate Baseball, Baseball America, D1Baseball and NCBWA, while Perfect Game tabbed Rocker to its first team and Leiter to its second team.
- ★ The duo of **Spencer Jones** and **Isaiah Thomas** joined Rocker and Leiter on Baseball America's list, as Jones was tabbed as a second team utility player and Thomas was recognized as a third team outfielder.
- ★ Vanderbilt matched a national best with four student-athletes recognized by Baseball America, joining Louisville as the only program to do so.
- ★ The Commodores also joined Miami as the only school to boast multiple first-team selections.

OPENING WEEKEND SUCCESS: A closer look at Vanderbilt's success on opening weekend.

- ★ Since 2003, the Commodores own a record of 39-16 (.698) on opening weekend.
- ★ Vanderbilt has won its last seven series on opening week-end when facing a single opponent, dating back to 2013.
- ★ The Does are 19-3 in home matchups on opening week-end under head coach Tim Corbin.

SERIES HISTORY: Wednesday's midweek matchup will mark the 102nd that Vanderbilt and Western Kentucky have met in all-time history between the two programs.

- ★ The Commodores own a 68-31-2 record in the series, with the last matchup coming in 2019.

FRESH FACES ON THE DIAMOND: Vanderbilt fields a young squad this spring, which features only three seniors and eight juniors out of 42 active student-athletes.

- ★ Only six Commodores have over 20 games of experience entering the season, including: **Cooper Davis** (62), **Hugh Fisher** (30), **Jayson Gonzalez** (69), **Dominic Keegan** (24), **Kumar Rocker** (22) and **Ethan Smith** (22).
- ★ Vanderbilt brought in the nation's top recruiting class according to Perfect Game. The class was ranked third by Baseball America.
- ★ Over 80 percent of the Commodores' roster is made up of underclassmen (freshmen and sophomores), including 17 freshmen and 14 sophomores.

PRESEASON RANKINGS: Vanderbilt begins the season as a consensus top-five team, as the Commodores as ranked in the top five in four of the major six polls.

- ★ The Does are ranked as high as No. 2 in Collegiate Baseball's preseason poll, while checking in at No. 3 in USA Today and the National Collegiate Baseball Writers Association (NCBWA).

A LITTLE EARLY: Vanderbilt added a younger face to the incoming freshman class, as freshman **Christian Little** joined the Commodores this January as an early-enrollee. The 17-year old was rated the fifth-best right-hander in the 2021 recruiting class by Perfect Game. Little is the projected starter for Wednesday's matchup.

THE STREAK CONTINUES: Vanderbilt's stretch of 14 consecutive NCAA Tournament appearances (2006-19) under head coach **Tim Corbin** is tied for the longest streak by a head coach in SEC history.

★ Coach	Streak	Start-End
Tim Corbin	14	2006-present
Dave Van Horn (Ark.)	14	2003-2015
Skip Bertman (LSU)	13	1989-2001
Rob Childress (A&M)	13	2007-present
Ray Tanner (USC)	13	2000-2012
Kevin O'Sullivan (UF)	12	2008-present

MAJOR LEAGUE DORES: Eleven former student-athletes made an MLB appearance in 2020, a mark that tied for third in the nation.

- ★ The Commodores had seven former student-athletes named to playoff rosters, which was a mark that led the nation.
- ★ Former standout Walker Buehler helped the Los Angeles Dodgers to the 2020 World Series title with a dominant start in Game 3.

School	#
1. Virginia	14
2. Cal State Fullerton	13
3. Vanderbilt	11
South Carolina	11
LSU	11

TV SLATE SET: Vanderbilt is set to appear on national television 11 times across the spring -- a total that is tied for the most in the SEC.

- ★ The Commodores will appear on national television at least once each weekend across their first seven SEC series.
- ★ Vanderbilt will be featured on SEC Network six times throughout the 2021 season, ESPNU four times and ESPN2 once. The Commodores' contest on ESPN2 marks the only regular-season SEC game that will appear the network.

FIRST ROUND BOUND: Four Commodores were selected in the 2020 MLB Draft, highlighted by junior Austin Martin, who went fifth overall to the Toronto Blue Jays. Martin became the ninth Vanderbilt player to be selected in the first round since 2014.

Name	Round	Pick	Team
Austin Martin	1st	5th	TOR
Tyler Brown	3rd	101st	HOU
Jake Eder	4th	104th	MIA
Mason Hickman	5th	154th	CLE

PITCHING PROWESS: The Vanderbilt pitching staff was impressive against Wright State, tallying 31 strikeouts across the two games.

- ★ The Commodore arms held the Raiders to just one run on seven hits, while notching a shutout in the second game of the twinbill.

STATISTICALLY SPEAKING: The Vanderbilt pitching staff was dominant throughout the shortened 2020 season. The Commodores ranked among the nation's best across several statistical categories, including first in ERA.

Statistic	National Rank	SEC Rank	Value
ERA	1st	1st	1.84
Hits allowed/9 inn.	3rd	1st	4.97
Strikeouts/9 inn.	4th	2nd	12.1
WHIP	8th	2nd	1.02

SEC FAVORITES: Vanderbilt was picked to finish second in the SEC East in the conference's preseason coaches poll. The Commodores garnered 79 total points, good for second-most in the conference behind Florida, who tallied 91 points.

- ★ Twelve of the league's 14 coaches chose the Gators as the conference's preseason favorite, while Mississippi State and Vanderbilt received one vote apiece.
- ★ The duo of Kumar Rocker and Jack Leiter were named Preseason All-SEC, as Rocker was named to the first team and Leiter was tabbed to the second team.

WHAT'S NEXT: Vandy continues its 12-game homestand with a visit from Georgia State this weekend. The Commodores and Panthers will match up in a four-game set this weekend, including a doubleheader in Sunday's matchup.

- ★ Following the weekend series, Vanderbilt take the week off before returning to action next weekend against Illinois-Chicago.
- ★ The Commodores will head to Stillwater, Oklahoma, March 12-14 for their first road trip to face Oklahoma State for a three-game series.

VANDERBILT RECORD WHEN ...

	2021
SEC Standing	
SEC East Standing	
Home/Road/Neutral	2-0/0-0/0-0
Day/Night	2-0/0-0
vs. RH/LH starters	2-0/0-0
Leading after 6 innings	1-0
Tied after 6 innings	0-0
Trailing after 6 innings	0-0
Leading after 7 innings	2-0
Tied after 7 innings	0-0
Trailing after 7 innings	0-0
Leading after 8 innings	2-0
Tied after 8 innings	0-0
Trailing after 8 innings	0-0
Vanderbilt scores first	2-0
Opponents score first	0-0
Shutouts	1-0
Scoring less than 3 runs	1-0
Scoring 3 to 5 runs	0-0
Scoring 6 or more runs	1-0
Vanderbilt hits HR/hit 0 HR	1-0/1-0
1-run/2-run games	1-0/0-0
Walk-offs	0-0
Extra innings (home/road/neutral)	0-0/0-0/0-0
Series openers/finales	1-0/1-0
Series W-L (home)	1-0
Series W-L (road)	0-0
Series W-L (neutral)	0-0
Series W-L (total)	1-0
Three-game sweeps (home/road)	0-0/0-0
Come-from-behind-wins	0

UPCOMING CAREER MILESTONES

Kumar Rocker	175 Strikeouts (150)
Kumar Rocker	20 Victories (15)
Ethan Smith	10 Victories (7)

2021 TEAM LEADERS

Batting	
Hits	Jayson Gonzalez/Isaiah Thomas (4)
Doubles	Tate Kolwyck (2)
Triples	Three players (3)
HR	Isaiah Thomas/Jayson Gonzalez (1)
RBIs	Three players (3)
Runs	Enrique Bradfield Jr./Isaiah Thomas (3)
SB	Enrique Bradfield Jr. (1)
BB	Five players (1)
AVG	Jayson Gonzalez (.667)
OBP	Jayson Gonzalez (.714)
SLG	Jayson Gonzalez (1.167)

Pitching	
ERA (reliever)	Five players (0.00)
ERA (starter)	Two players (0.00)
Wins	Kumar Rocker/Jack Leiter (1)
Saves	Chris McElvain/Ethan Smith (1)
Appearances	Eight players (1)
Starts	Kumar Rocker/Jack Leiter (1)
Innings (reliever)	Chris McElvain (3.0)
Innings (starter)	Jack Leiter (5.0)
Strikeouts (reliever)	Chris McElvain (5)
Strikeouts (starter)	Kumar Rocker/Jack Leiter (8)

VANDERBILT IN THE NATIONAL RANKINGS						
DATE	BA	NCBWA	CB	USA	D1	PG
Preseason	6	3	2	3	4	6
Feb. 22	3	3	2	3	3	6
March 1						
March 8						
March 15						
March 22						
March 29						
April 5						
April 12						
April 19						
April 26						
May 3						
May 10						
May 17						
May 24						
May 31						
June 7						
June 14						
FINAL						
*For consistency, Vanderbilt uses the D1Baseball.com (D1) poll as its primary ranking.						

PROBABLE PITCHING MATCHUP			
DATE	OPPONENT	VANDERBILT STARTER	OPPOSING STARTER
February 24	Western Kentucky	RHP Christian Little (0-0, 0.00 ERA)	RHP Aristotle Peter (0-0, 0.00 ERA)

STUDENT-ATHLETE NOTES (BATTING)

51 ★ Enrique Bradfield Jr., OF L/L 6-1 160 lbs. Fr. Hialeah, Fla.

Year	avg	gp-gs	ab	r	h	2b	3b	hr	rbi	tb	slg%	bb	hbp	so	gdp	obp%	sf	sh	sb-att	po	a	e	fld%
2021	.500	2-2	6	3	3	0	0	0	1	3	.500	1	0	1	0	.571	0	0	1-1	4	0	0	1.000
TOTAL	.500	2-2	6	3	3	0	0	0	1	3	.500	1	0	1	0	.571	0	0	1-1	4	0	0	1.000

- ★ Florida's fourth-best outfielder and 11th-rated overall prospect
- ★ .367 average, one home run, 10 RBI, five stolen bases and nine runs scored across shortened senior season
- ★ Two-time all-district honoree
- ★ 2018 First Team All-America
- ★ Led American Heritage to back-to-back 6A District Championships in 2018 and 2019
- ★ Father was a member of the baseball team at St. Thomas University (1989-93)
- ★ Enjoys watching UFC and playing video games

16 ★ Jack Bulger, UTL R/R 6-0 210 lbs. Fr. Bowie, Md.

Year	avg	gp-gs	ab	r	h	2b	3b	hr	rbi	tb	slg%	bb	hbp	so	gdp	obp%	sf	sh	sb-att	po	a	e	fld%
2021	.000	2-1	7	0	0	0	0	0	1	0	.000	0	0	1	1	.000	0	0	0-0	0	0	0	.000
TOTAL	.000	2-1	7	0	0	0	0	0	1	0	.000	0	0	1	1	.000	0	0	0-0	0	0	0	.000

- ★ Nation's fourth-ranked catcher by Perfect Game
- ★ Maryland's top-ranked catcher and player in the state
- ★ Two-time Gatorade State Player of the Year in Maryland
- ★ 2019 Perfect Game All-American Classic participant
- ★ Member of 18U USA National Team
- ★ .545 average, five home runs and 25 stolen bases as a junior
- ★ Enjoys fishing

39 ★ Gavin Casas, IF L/R 6-3 225 lbs. Fr. Pembroke Pines, Fla.

Year	avg	gp-gs	ab	r	h	2b	3b	hr	rbi	tb	slg%	bb	hbp	so	gdp	obp%	sf	sh	sb-att	po	a	e	fld%
2021	.000	1-0	1	0	0	0	0	0	0	0	.000	0	0	0	0	.000	0	0	0-0	0	0	0	.000
TOTAL	.000	1-0	1	0	0	0	0	0	0	0	.000	0	0	0	0	.000	0	0	0-0	0	0	0	.000

- ★ Nation's fifth-ranked first baseman by Perfect Game
- ★ Florida's top-ranked first baseman and 45th-rated overall prospect
- ★ .500 average, five doubles, three home runs and eight RBI across shortened senior season
- ★ 13 doubles and four round-trippers as a junior at American Heritage
- ★ Two-time First Team All-America
- ★ Brother, Triston Casas, was drafted in the first round of the 2018 MLB Draft by the Boston Red Sox
- ★ Enjoys cooking

3 ★ Cooper Davis, OF L/R 5-10 190 lbs. Sr. Mississauga, Ontario

Year	avg	gp-gs	ab	r	h	2b	3b	hr	rbi	tb	slg%	bb	hbp	so	gdp	obp%	sf	sh	sb-att	po	a	e	fld%
2018	.182	9-3	11	3	2	0	0	0	4	2	.182	2	0	1	0	.286	1	0	1-1	3	0	0	1.000
2019	.331	35-31	121	40	7	2	0	0	19	51	.421	23	1	19	4	.441	0	5	6-7	53	1	0	1.000
2020	.348	18-17	69	14	24	2	2	0	5	30	.435	7	1	10	0	.416	0	2	5-5	29	1	2	.938
2021	.000	1-1	1	0	0	0	0	0	0	0	.000	0	0	1	0	.000	0	0	0-0	0	0	0	.000
TOTAL	.327	63-52	202	43	66	9	4	0	28	83	.411	32	2	31	4	.422	1	7	12-13	85	2	2	.978

- ★ Reached base in 16 of 18 games in 2020
- ★ Team-high 24 hits and two triples
- ★ 14-game reached-base streak and nine-game hitting streak to open last season
- ★ Canadian Junior National U18 Team member in 2015, 2016 and 2017
- ★ 2016 Canadian National U15 Championship MVP
- ★ 25th-round draft pick of the Toronto Blue Jays in the 2017 MLB draft
- ★ Sociology major

STUDENT-ATHLETE NOTES (BATTING)

18 ★ Will Duff, UTL R/R 5-11 190 lbs. So. Springfield, Mo.

Year	avg	gp-gs	ab	r	h	2b	3b	hr	rbi	tb	slg%	bb	hbp	so	gdp	obp%	sf	sh	sb-att	po	a	e	fld%
2020	.267	10-2	15	2	4	1	0	0	3	5	.333	1	1	5	0	.333	1	1	1-1	1	1	0	1.000
TOTAL	.267	10-2	15	2	4	1	0	0	3	5	.333	1	1	5	0	.333	1	1	1-1	1	1	0	1.000

- ★ Appeared in 10 games and made two starts in 2020
- ★ Recorded two multi-hit games, coming against Illinois-Chicago (Feb. 23) and Hawaii (March 1)
- ★ 2019 ABCA/Rawlings All-America third team
- ★ 2019 Lead Off Club Howard Offensive Player of the Year
- ★ Batted .451 with a 1.680 OPS as a senior at Springfield Catholic
- ★ National Honor Society member who graduated top 10 in his class

45 ★ Alan Espinal, C R/R 6-0 190 lbs. Fr. Viera, Fla.

Year	avg	gp-gs	ab	r	h	2b	3b	hr	rbi	tb	slg%	bb	hbp	so	gdp	obp%	sf	sh	sb-att	po	a	e	fld%
2021	--	--	--	--	--	--	--	--	--	--	--	--	--	--	--	--	--	--	--	--	--	--	--
TOTAL	--	--	--	--	--	--	--	--	--	--	--	--	--	--	--	--	--	--	--	--	--	--	--

- ★ Florida's eighth-ranked catcher and 61st-rated overall prospect
- ★ .380 average, six doubles, two triples 12 RBI across his shortened senior campaign
- ★ Two-time all-conference honoree at Viera High School
- ★ Other brother, Dilan, is a member of the baseball team at Alabama State University
- ★ Enjoys playing volleyball

99 ★ Jayson Gonzalez, IF R/R 6-2 220 lbs. Sr. Covina, Calif.

Year	avg	gp-gs	ab	r	h	2b	3b	hr	rbi	tb	slg%	bb	hbp	so	gdp	obp%	sf	sh	sb-att	po	a	e	fld%
2018	.225	44-39	138	21	31	3	0	5	28	49	.355	11	1	56	4	.287	0	0	1-1	13	51	9	.877
2019	.357	25-13	56	14	20	2	0	1	10	25	.446	11	1	21	1	.471	0	0	2-2	8	21	5	.853
2021	.667	2-2	6	1	4	0	0	1	3	7	1.167	0	1	1	0	.714	0	0	0-0	1	0	0	1.000
TOTAL	.275	71-54	200	36	55	5	0	7	41	81	.405	22	3	78	5	.356	0	0	3-3	22	72	14	.870

- ★ Made 25 appearances and 13 starts at third base as a sophomore
- ★ Team-high .357 average among reserves with 50-plus at-bats in 2019
- ★ Totaled 25 bases in 25 games while posting a .471 on-base percentage with 11 walks
- ★ 39 starts in 44 appearances, batting .225 with 28 RBI and 21 runs as a freshman
- ★ SEC Freshman of the Week after hitting .364 with five RBI (March 12, 2018)
- ★ Sister, Lexi Gonzalez, played softball at Cal-State Fullerton and Puerto Rican National Team
- ★ Human and organizational development major

21 ★ Calvin Hewett, OF R/L 6-3 205 lbs. Fr. Greenland, N.H.

Year	avg	gp-gs	ab	r	h	2b	3b	hr	rbi	tb	slg%	bb	hbp	so	gdp	obp%	sf	sh	sb-att	po	a	e	fld%
2021	.000	2-0	0	1	0	0	0	0	0	0	.000	0	1	0	0	1.000	0	0	0-0	1	0	0	1.000
TOTAL	.000	2-0	0	1	0	0	0	0	0	0	.000	0	1	0	0	1.000	0	0	0-0	1	0	0	1.000

- ★ New Hampshire's top-ranked outfielder and second-rated overall prospect
- ★ .331 average, 42 RBI and 59 runs scored across his high school career at Portsmouth
- ★ Led Portsmouth to a state championship twice across his three seasons
- ★ Multi-sport athlete who won three state titles with the basketball team
- ★ Dad competed at Boston College on the swim team

11 ★ Matt Hogan, OF L/R 6-0 195 lbs. Jr. Melville, N.Y.

Year	avg	gp-gs	ab	r	h	2b	3b	hr	rbi	tb	slg%	bb	hbp	so	gdp	obp%	sf	sh	sb-att	po	a	e	fld%
2019	.000	4-0	4	1	0	0	0	0	0	0	.000	1	0	2	0	.200	0	0	0-0	0	0	0	.000
2020	.000	6-0	2	0	0	0	0	0	0	0	.000	0	0	2	0	.000	0	0	0-0	2	0	1	.667
TOTAL	.000	10-0	6	1	0	0	0	0	0	0	.000	1	0	4	0	.143	0	0	0-0	2	0	1	.667

- ★ Made six appearances off the bench in 2020
- ★ Made four appearances as a freshman, appearing in the outfield in three of his four games
- ★ Scored his first career run in a pinch-hit opportunity against Davidson (March 5)
- ★ Three-year captain at Half Hollow Hills East
- ★ Communication studies major

STUDENT-ATHLETE NOTES (BATTING)

34 ★ Spencer Jones, UTL						L/L		6-7		225 lbs.		So.		Encitas, Calif.									
Year	avg	gp-gs	ab	r	h	2b	3b	hr	rbi	tb	slg%	bb	hbp	so	gdp	obp%	sf	sh	sb-att	po	a	e	fld%
2020	.206	14-8	34	8	7	4	0	0	3	11	.324	4	3	7	0	.333	1	0	1-1	31	0	3	.912
TOTAL	.206	14-8	34	8	7	4	0	0	3	11	.324	4	3	7	0	.333	1	0	1-1	31	0	3	.912

- ★ Second Team Preseason All-America by Baseball America as a utility player
- ★ Appeared in 14 games and made eight starts as a freshman
- ★ Tied for third on the team with four doubles in 2020
- ★ 2018 Under Armour All-American and Perfect Game All-American
- ★ Selected in the 31st round of the 2019 MLB Draft by the Los Angeles Angels
- ★ Maintained a 4.0 GPA in high school

12 ★ Dominic Keegan, UTL										R/R		6-0		210 lbs.		Jr.		Methuen, Mass									
Year	avg	gp-gs	ab	r	h	2b	3b	hr	rbi	tb	slg%	bb	hbp	so	gdp	obp%	sf	sh	sb-att	po	a	e	fld%				
2019	.227	15-0	22	3	5	1	0	0	1	6	.273	2	1	6	0	.320	0	0	0-0	12	3	0	1.000				
2020	.242	9-8	33	3	8	2	0	0	4	10	.303	2	2	10	1	.324	0	0	0-0	52	5	1	.983				
2021	.333	2-2	6	1	2	1	1	0	2	5	.833	1	0	1	0	.429	0	0	0-0	9	0	1	.900				
TOTAL	.246	26-10	61	7	15	4	1	0	7	21	.344	5	3	17	1	.333	0	0	0-0	73	8	2	.976				

- ★ Appeared in nine games and made eight starts as a sophomore
- ★ Logged three three-hit games in 2020
- ★ Made 15 appearances as a freshman, including seven at catcher and five at designated hitter
- ★ Perfect Game's top catcher in Massachusetts out of high school
- ★ Communication studies major

6 ★ Tate Kolwyck, IF						R/R			5-11		195 lbs.			Jr.			Memphis, Tenn							
Year	avg	gp-gs	ab	r	h	2b	3b	hr	rbi	tb	slg%	bb	hbp	so	gdp	obp%	sf	sh	sb-att	po	a	e	fld%	
2019	.667	4-0	3	1	2	2	0	0	1	4	1.333	1	0	0	0	.750	0	0	0-0	1	2	0	1.000	
2020	.174	11-6	23	2	4	2	0	1	4	9	.391	3	1	8	0	.296	0	0	0-0	8	0	0	1.000	
2021	.333	2-2	9	1	3	2	0	0	3	5	.556	0	0	1	1	.333	0	0	0-0	3	5	0	1.000	
TOTAL	.257	17-8	35	4	9	6	0	1	8	18	.514	4	1	9	1	.350	0	0	0-0	12	7	0	1.000	

- ★ 11 appearances and six starts as a sophomore
- ★ First career home run on first pitch vs. Southern California (March 7, 2020)
- ★ Played four games at second base as a freshman
- ★ School-record 10,213 yards passing as a prep quarterback at Arlington HS
- ★ All-state first team in both baseball and football

19 ★ Troy LaNeve, OF										L/R		6-0		210 lbs.		So.		Pittsburgh, Pa.							
Year	avg	gp-gs	ab	r	h	2b	3b	hr	rbi	tb	slg%	bb	hbp	so	gdp	obp%	sf	sh	sb-att	po	a	e	fld%		
2020	.000	2-0	1	0	0	0	0	0	0	0	.000	0	1	1	0	.500	0	0	0-0	4	0	0	1.000		
TOTAL	.000	2-0	1	0	0	0	0	0	0	0	.000	0	1	1	0	.500	0	0	0-0	4	0	0	1.000		

- ★ Appeared in two games as a freshman
- ★ As a senior at Pine Richland, batted .378 with 28 RBI, 11 doubles, five triples and three home runs
- ★ Two-time all-state honoree
- ★ 2018 Gatorade Player of the Year finalist
- ★ Brother, Zac LaNeve, played collegiate baseball at four institutions including North Carolina

10 ★ T.J. McKenzie, OF					R/R				6-1		180 lbs.		So.		Melville, N.Y.									
Year	avg	gp-gs	ab	r	h	2b	3b	hr	rbi	tb	slg%	bb	hbp	so	gdp	obp%	sf	sh	sb-att	po	a	e	fld%	
2020	.000	8-0	1	1	0	0	0	0	0	0	.000	0	1	0	0	.500	0	0	0-0	0	0	0	.000	
TOTAL	.000	8-0	1	1	0	0	0	0	0	0	.000	0	1	0	0	.500	0	0	0-0	0	0	0	.000	

- ★ Appeared in eight games off the bench as a freshman
- ★ Scored first career run as a pinch runner vs. Hawaii (March 1, 2020)
- ★ Selected in the 39th round of the 2019 MLB Draft by the St. Louis Cardinals
- ★ Two-time regional champion at the Benjamin School
- ★ Brother, Triston, is a pitcher for the Cleveland Indians

STUDENT-ATHLETE NOTES (BATTING)

36 ★ Grayson Moore, OF/RHP					S/R			6-3		190 lbs.		Fr.		Melville, N.Y.									
Year	avg	gp-gs	ab	r	h	2b	3b	hr	rbi	tb	slg%	bb	hbp	so	gdp	obp%	sf	sh	sb-att	po	a	e	fld%
2021	--	--	--	--	--	--	--	--	--	--	--	--	--	--	--	--	--	--	--	--	--	--	--
TOTAL	--	--	--	--	--	--	--	--	--	--	--	--	--	--	--	--	--	--	--	--	--	--	--

- ★ Nation's 19th-ranked outfielder by Perfect Game
- ★ Florida's seventh-best outfielder and 23rd overall prospect
- ★ 1.50 ERA across 17.2 innings during his shortened senior season at Lake Mary
- ★ Led Lake Mary to a conference championship and District 9A championship in 2018
- ★ Enjoys fishing, Bible study, golf and basketball

25 ★ Parker Noland, IF						L/R			6-1		200 lbs.		So.		Knoxville, Tenn.									
Year	avg	gp-gs	ab	r	h	2b	3b	hr	rbi	tb	slg%	bb	hbp	so	gdp	obp%	sf	sh	sb-att	po	a	e	fld%	
2020	.259	17-14	58	8	15	3	0	0	11	18	.310	7	0	14	2	.324	3	2	2-2	8	25	1	.971	
2021	.429	2-2	7	2	3	1	0	0	1	4	.571	1	0	2	0	.500	0	0	0-0	0	0	0	.000	
TOTAL	.277	19-16	65	10	18	4	0	0	12	22	.338	8	0	16	2	.342	3	2	2-2	8	25	1	.971	

- ★ Appeared in 17 games and made 14 starts in 2020
- ★ Ranked second among Commodore freshmen with 15 hits last season
- ★ Recorded an RBI in five of his first six collegiate games
- ★ 2019 Mr. Baseball (Tennessee) finalist
- ★ Posted career .481 average and .532 on-base percentage at Farragut HS
- ★ Selected in the 31st round of the 2019 MLB Draft by the Miami Marlins

20 ★ Jack O'Dowd, IF				L/R				6-2		195 lbs.		Fr.		Nashville, Tenn.									
Year	avg	gp-gs	ab	r	h	2b	3b	hr	rbi	tb	slg%	bb	hbp	so	gdp	obp%	sf	sh	sb-att	po	a	e	fld%
2021	.000	1-0	1	0	0	0	0	0	0	0	.000	0	0	1	0	.000	0	0	0-0	0	0	0	.000
TOTAL	.000	1-0	1	0	0	0	0	0	0	0	.000	0	0	1	0	.000	0	0	0-0	0	0	0	.000

- ★ Tennessee's top-ranked shortstop and fourth-rated overall prospect
- ★ 2019 Perfect Game All-American Classic participant
- ★ .400 average, 14 doubles, four home runs, 20 RBI and 30 runs scored his junior season at Lipscomb Academy
- ★ Brother, Chris, played for the San Diego Padres, Colorado Rockies, Atlanta Braves and Chicago White Sox (2012-18)
- ★ Son of Dan O'Dowd, former MLB general manager and current MLB Network analyst
- ★ Enjoys golf, tennis, basketball, fishing and skiing

17 ★ C.J. Pittaro, UTL					L/R			6-1		195 lbs.		Fr.		Hamilton, N.J.									
Year	avg	gp-gs	ab	r	h	2b	3b	hr	rbi	tb	slg%	bb	hbp	so	gdp	obp%	sf	sh	sb-att	po	a	e	fld%
2021	--	--	--	--	--	--	--	--	--	--	--	--	--	--	--	--	--	--	--	--	--	--	--
TOTAL	--	--	--	--	--	--	--	--	--	--	--	--	--	--	--	--	--	--	--	--	--	--	--

- ★ New Jersey's second-best shortstop and sixth-rated overall prospect
- ★ .347 average, 52 RBI across high school career
- ★ Led Hamilton HS to a CVC Conference Championship in 2017
- ★ Sister, Giana is a member of the Yale women's soccer team
- ★ Dad, Chris Pittaro, played in the MLB for the Detroit Tigers and Minnesota Twins (1985-87)
- ★ Mom, Lisa Pittaro, was a member of the United States Women's National Soccer Team
- ★ Enjoys playing golf

5 ★ CJ Rodriguez, C					R/R				5-10		200 lbs.		So.		Newport Beach, Calif.									
Year	avg	gp-gs	ab	r	h	2b	3b	hr	rbi	tb	slg%	bb	hbp	so	gdp	obp%	sf	sh	sb-att	po	a	e	fld%	
2020	.289	12-12	45	5	13	3	0	0	8	16	.356	5	2	3	2	.370	2	0	0-0	130	8	0	1.000	
2021	.000	1-1	4	1	0	0	0	0	1	0	.000	0	1	3	0	.200	0	0	0-0	17	0	0	1.000	
TOTAL	.265	13-13	49	6	13	3	0	0	9	16	.327	5	3	6	2	.356	2	0	0-0	147	8	0	1.000	

- ★ 12 starts as a freshman
- ★ Second-fewest strikeouts among starters (3) in 2020
- ★ Four multi-hit games and three multi-RBI games last season
- ★ .350 average, 40 RBI, 13 doubles two triples and a home run as a senior
- ★ Lettered four years in basketball at Mater Dei

STUDENT-ATHLETE NOTES (BATTING)

55 ★ Maxwell Romero Jr., C										L/R	6-1	230 lbs.	So.	Miramar, Fla.									
Year	avg	gp-gs	ab	r	h	2b	3b	hr	rbi	tb	slg%	bb	hbp	so	gdp	obp%	sf	sh	sb-att	po	a	e	fld%
2021	.000	1-1	2	0	0	0	0	0	0	0	.000	1	0	2	0	.333	0	0	0-0	16	1	0	1.000
TOTAL	.000	1-1	2	0	0	0	0	0	0	0	.000	1	0	2	0	.333	0	0	0-0	16	1	0	1.000

- ★ Did not make an appearance as a freshman in 2020
- ★ Slugged .466 as a senior, including seven doubles, one triple, five home runs and 33 RBI
- ★ 7A Region Player of the Year
- ★ Four-time 7A-15 region champion at Pembroke Pines Charter
- ★ Selected in the 38th round of the 2019 MLB Draft by the Cincinnati Reds

8 ★ Isaiah Thomas, OF										R/R	6-3	210 lbs.	Jr.	Palm Beach Gardens, Fla.									
Year	avg	gp-gs	ab	r	h	2b	3b	hr	rbi	tb	slg%	bb	hbp	so	gdp	obp%	sf	sh	sb-att	po	a	e	fld%
2019	.368	21-6	38	9	14	3	0	3	10	26	.684	1	2	12	0	.405	1	0	1-1	25	0	0	1.000
2020	.258	16-16	62	12	16	5	0	4	13	33	.532	3	2	12	1	.313	0	1	3-3	28	1	0	1.000
2021	.444	2-2	9	3	4	0	1	1	3	9	1.000	0	0	4	0	.444	0	0	0-0	1	0	0	1.000
TOTAL	.312	39-24	109	24	34	8	1	8	26	68	.624	4	4	28	1	.356	1	1	4-4	54	1	0	1.000

- ★ Third Team Preseason All-America by Baseball America as an outfielder
- ★ 16 games started in right field in 2020, with at least one hit in 12 of those contests
- ★ Team-leader with four home runs, including two vs. Hawaii (March 1)
- ★ Tied for the team lead with 13 RBI
- ★ Nine-game hitting streak to open last season
- ★ Selected in the 39th round of the 2018 MLB Draft by Colorado Rockies

2 ★ Javier Vaz, IF										L/R	5-9	151 lbs.	Jr.	Huntsville, Ala.									
Year	avg	gp-gs	ab	r	h	2b	3b	hr	rbi	tb	slg%	bb	hbp	so	gdp	obp%	sf	sh	sb-att	po	a	e	fld%
2021	--	--	--	--	--	--	--	--	--	--	--	--	--	--	--	--	--	--	--	--	--	--	--
TOTAL	--	--	--	--	--	--	--	--	--	--	--	--	--	--	--	--	--	--	--	--	--	--	--

- ★ Attended LSU-Eunice Junior College
- ★ .365 average with two home runs, 13 RBI and 23 stolen bases as sophomore at LSUE
- ★ Led the Bengals to a 51-8 record in 2019, including an appearance in the Regiono 23 Championship
- ★ Prepped at Huntsville HS (Huntsville, Ala.)
- ★ Father, Roberto Vaz, was a member of the Alabama baseball team (1996-97)
- ★ Enjoys watching sports and playing video games

9 ★ Carter Young, IF										S/R	6-0	180 lbs.	So.	Selah, Wash.									
Year	avg	gp-gs	ab	r	h	2b	3b	hr	rbi	tb	slg%	bb	hbp	so	gdp	obp%	sf	sh	sb-att	po	a	e	fld%
2020	.328	18-18	61	10	20	3	0	0	12	23	.377	4	1	17	0	.373	1	1	1-1	20	30	2	.962
2021	.375	2-2	8	2	3	1	1	0	0	6	.750	1	0	2	0	.444	0	0	0-0	2	3	0	1.000
TOTAL	.333	20-20	69	12	23	4	1	0	12	29	.420	5	1	19	0	.382	1	1	1-1	22	33	2	.965

- ★ One of two Commodores to start all 18 games in 2020
- ★ Second on the team in hits (20) and RBI (12) last season
- ★ Logged a hit in 11 of 18 games as a freshman
- ★ 2018 Gatorade State Player of the Year in Washington
- ★ Member of USA 18U national team that won gold at WBSC World Cup in Thunder Bay, Ontario
- ★ 2018 Under Armour All-American

STUDENT-ATHLETE NOTES (PITCHING)

30 ★ Nelson Berkwich, LHP										L/L		5-11		190 lbs.		Fr.		Boca Raton, Fla.					
Year	era	w-l	app	gs	cg	sho	sv	ip	h	r	er	bb	so	2b	3b	hr	bf	bavg	wp	hbp	bk	sfa	sha
2021	--	--	--	--	--	--	--	--	--	--	--	--	--	--	--	--	--	--	--	--	--	--	--
TOTAL	--	--	--	--	--	--	--	--	--	--	--	--	--	--	--	--	--	--	--	--	--	--	--

- ★ Florida's fifth-ranked southpaw and 37th-rated overall prospect by Perfect Game
- ★ 25-4 career record at American Heritage High School across 212.0 career innings
- ★ 324 career strikeouts at AHS
- ★ 4-0 record in shortened senior season, zero runs allowed
- ★ 2017 USA Baseball Gold Medalist
- ★ Enjoys golfing, jet-skiing and ping pong

46 ★ Gage Bradley, RHP										R/R		6-3		190 lbs.		Fr.		Clarksville, Tenn.					
Year	era	w-l	app	gs	cg	sho	sv	ip	h	r	er	bb	so	2b	3b	hr	bf	bavg	wp	hbp	bk	sfa	sha
2021	--	--	--	--	--	--	--	--	--	--	--	--	--	--	--	--	--	--	--	--	--	--	--
TOTAL	--	--	--	--	--	--	--	--	--	--	--	--	--	--	--	--	--	--	--	--	--	--	--

- ★ Tennessee's fourth-ranked right-hander and seventh-rated overall prospect
- ★ 2018 all-state and all-region
- ★ Two-time all-district
- ★ Led Rossview HS to its first-ever state playoff appearance and championship in 2018
- ★ Enjoys fishing, hunting, basketball and football

43 ★ Michael Doolin, RHP										L/R		6-4		220 lbs.			So.		Schererville, Ind.						
Year	era	w-l	app	gs	cg	sho	sv	ip	h	r	er	bb	so	2b	3b	hr	bf	bavg	wp	hbp	bk	sfa	sha		
2020	0.87	1-0	5	0	0	0/2	1	10.1	6	1	1	4	18	1	0	1	45	.162	0	4	0	0	0		
TOTAL	0.87	1-0	5	0	0	0/2	1	10.1	6	1	1	4	18	1	3	1	45	.162	0	4	0	0	0		

- ★ Allowed just one run in 10.1 relief innings in 2020
- ★ Posted a 0.87 ERA and a 1-0 record in five appearances as a freshman
- ★ Allowed just one hit in four of five appearances
- ★ Fanned seven batters vs. South Alabama, picking up his first collegiate save (Feb. 19, 2020)
- ★ Struck out five in 2.0 innings vs. Central Arkansas (March 3, 2020)
- ★ 2019 Gatorade State Player of the Year in Indiana

44 ★ Donye Evans, RHP										R/R			6-6		220 lbs.		Fr.		Decatur, Ga.						
Year	era	w-l	app	gs	cg	sho	sv	ip	h	r	er	bb	so	2b	3b	hr	bf	bavg	wp	hbp	bk	sfa	sha		
2021	--	--	--	--	--	--	--	--	--	--	--	--	--	--	--	--	--	--	--	--	--	--	--		
TOTAL	--	--	--	--	--	--	--	--	--	--	--	--	--	--	--	--	--	--	--	--	--	--	--		

- ★ Georgia's fifth-best right-hander and 16th-rated overall prospect
- ★ 66 strikeouts across 51.1 innings of work as a junior at Redan HS, notching five wins
- ★ Five wins and 37 strikeouts as a sophomore
- ★ Principal's list honoree as a senior
- ★ Enjoys playing video games, watching football and golfing

32 ★ Hugh Fisher, LHP										L/L		6-6		210 lbs.			Sr.		Eads, Tenn.						
Year	era	w-l	app	gs	cg	sho	sv	ip	h	r	er	bb	so	2b	3b	hr	bf	bavg	wp	hbp	bk	sfa	sha		
2018	1.93	2-0	8	0	0	0/0	0	9.1	6	5	2	6	8	0	0	0	39	.194	2	2	0	0	0		
2019	4.41	2-0	22	0	0	0/2	4	34.2	31	18	17	21	46	5	1	2	164	.231	7	8	0	1	0		
TOTAL	3.89	4-0	30	0	0	0/2	4	44.0	37	23	19	27	54	5	1	2	203	.224	9	10	0	1	0		

- ★ Did not make an appearance in 2020
- ★ Tied for second on the team in appearances in 2019
- ★ Limited opponents to a .231 average while fanning 46 in 34.2 innings as a sophomore
- ★ Allowed just two extra-base hits in his last 11 outings of the 2019 season
- ★ Made eight relief appearances his freshman campaign, posting a 2-0 record alongside a 1.94 ERA
- ★ Did not allow a run in his first seven collegiate outings
- ★ Human and organizational development major

STUDENT-ATHLETE NOTES (PITCHING)

31 ★ Miles Garrett, RHP R/R 5-10 165 lbs. Fr. Stone Mountain, Ga.

Year	era	w-l	app	gs	cg	sho	sv	ip	h	r	er	bb	so	2b	3b	hr	bf	bavg	wp	hbp	bk	sfa	sha
2021	--	--	--	--	--	--	--	--	--	--	--	--	--	--	--	--	--	--	--	--	--	--	--
TOTAL	--	--	--	--	--	--	--	--	--	--	--	--	--	--	--	--	--	--	--	--	--	--	--

- ★ Georgia's fourth-best right-hander and ninth-rated overall prospect
- ★ Most Valuable Player of the 2019 Area Code Games
- ★ 14 career wins at Parkview HS, posting a 1.84 ERA and 135 career strikeouts
- ★ Two-time 7A state champion at PHS (2018, 2019)
- ★ Mother, Crystal Garrett, was a member of the Washington State track and field team
- ★ Enjoys playing golf, basketball, swimming, piano and learning Spanish

77 ★ Brett Hansen, LHP L/L 6-4 205 lbs. Fr. Pleasanton, Calif.

Year	era	w-l	app	gs	cg	sho	sv	ip	h	r	er	bb	so	2b	3b	hr	bf	bavg	wp	hbp	bk	sfa	sha
2021	--	--	--	--	--	--	--	--	--	--	--	--	--	--	--	--	--	--	--	--	--	--	--
TOTAL	--	--	--	--	--	--	--	--	--	--	--	--	--	--	--	--	--	--	--	--	--	--	--

- ★ California's top-ranked southpaw and 13th-best overall prospect in the 2018 class
- ★ Two-time East Bay Athletic League MVP
- ★ 2018 California Mr. Baseball nominee
- ★ .500 average, seven doubles, two home runs and 29 RBI as a senior
- ★ 8-1 record with 71 strikeouts in his final season at Foothill, sporting a 1.59 ERA across 57.1 innings pitched
- ★ Father, Matt Hansen, was a member of the BYU men's basketball team (1988)
- ★ Enjoys trying new foods, longboarding, surfing, swimming, hiking and playing the ukulele

40 ★ Sam Hliboki, RHP L/R 6-3 210 lbs. So. Los Angeles, Calif.

Year	era	w-l	app	gs	cg	sho	sv	ip	h	r	er	bb	so	2b	3b	hr	bf	bavg	wp	hbp	bk	sfa	sha
2020	0.00	0-0	5	0	0	0/0	2	15.2	2	0	0	2	16	1	0	0	52	.043	0	2	0	1	1
2021	0.00	0-0	1	0	0	0/0	0	2.0	1	0	0	1	2	0	0	0	10	.125	0	1	0	0	0
TOTAL	0.00	0-0	6	0	0	0/0	2	17.2	3	0	0	3	18	1	0	0	62	.056	0	3	0	1	1

- ★ Did not allow a run in 15.2 innings as a freshman
- ★ Surrendered just two hits across five appearances
- ★ Posted a 16-2 strikeout-to-walk ratio in 2020
- ★ Earned a team-best two saves last season
- ★ 2019 Daily News Pitcher of the Year
- ★ Four-year varsity record of 23-3 and 13-1 mark in league play

22 ★ Jack Leiter, RHP R/R 6-1 205 lbs. Fr. Summit, N.J.

Year	era	w-l	app	gs	cg	sho	sv	ip	h	r	er	bb	so	2b	3b	hr	bf	bavg	wp	hbp	bk	sfa	sha
2020	1.72	2-0	4	3	0	0/2	0	15.2	5	3	3	8	22	1	0	0	60	.098	3	1	0	0	0
2021	0.00	1-0	1	1	0	0/1	0	5.0	1	0	0	0	8	0	0	0	16	.067	0	1	0	0	0
TOTAL	1.31	3-0	5	4	0	0/3	0	20.2	6	3	3	8	30	1	0	0	76	.091	3	2	0	0	0

- ★ Consensus Preseason All-America by five publications (Collegiate Baseball (1st), Baseball America (1st), D1Baseball (1st), Perfect Game (3rd), NCBWA (1st))
- ★ Preseason All-SEC Second Team
- ★ Made three starts and appeared in four games in 2020
- ★ SEC Co-Freshman of the Week (Feb. 24, 2020)
- ★ Went 2-0 with 22 strikeouts as a freshman
- ★ 2019 Gatorade State Player of the Year in New Jersey
- ★ Father, Al Leiter, pitched 19 seasons in the MLB (1987-2005)

STUDENT-ATHLETE NOTES (PITCHING)

42 ★ Christian Little, RHP R/R 6-4 210 lbs. Fr. St. Louis, Mo.

Year	era	w-l	app	gs	cg	sho	sv	ip	h	r	er	bb	so	2b	3b	hr	bf	bavg	wp	hbp	bk	sfa	sha
2021	--	--	--	--	--	--	--	--	--	--	--	--	--	--	--	--	--	--	--	--	--	--	--
TOTAL	--	--	--	--	--	--	--	--	--	--	--	--	--	--	--	--	--	--	--	--	--	--	--

- ★ Early enrollee who attended Christian Brothers College
- ★ Missouri's top-ranked overall prospect and right-hander
- ★ 2020 Perfect Game All-American Classic participant
- ★ 2020 Gatorade State Player of the Year in Missouri
- ★ Father, Chris Little, was a member of the Houston Astros organization
- ★ Enjoys playing video games

29 ★ Nick Maldonado, RHP R/R 6-1 205 lbs. So. Short Hills, N.J.

Year	era	w-l	app	gs	cg	sho	sv	ip	h	r	er	bb	so	2b	3b	hr	bf	bavg	wp	hbp	bk	sfa	sha
2020	2.70	0-0	4	0	0	0/0	0	6.2	7	2	2	1	6	2	0	0	27	.269	0	0	0	0	0
2021	0.00	0-0	1	0	0	0/1	0	1.0	0	0	0	2	1	0	0	0	5	.000	0	0	0	0	0
TOTAL	2.35	0-0	5	0	0	0/1	0	7.2	7	2	2	3	7	2	0	0	32	.241	0	0	0	0	0

- ★ Did not permit a run in three of his four appearances in 2020
- ★ Posted five strikeouts vs. Saint Louis (Feb. 26, 2020)
- ★ Went 6-2 with 70 strikeouts in 52 innings his junior season at Seton Hall Prep
- ★ Two-time state champion (2015, 2016) where he was the winning pitcher
- ★ Father, Frank Maldonado, played baseball at Manhattan College
- ★ Sister, Alexa Maldonado, played softball at Notre Dame (2009-12)
- ★ Brother, Frank Maldonado Jr., played baseball at Pittsburgh (2014-18)

35 ★ Chris McElvain, RHP R/R 6-0 205 lbs. So. Melville, N.Y.

Year	era	w-l	app	gs	cg	sho	sv	ip	h	r	er	bb	so	2b	3b	hr	bf	bavg	wp	hbp	bk	sfa	sha
2020	4.82	0-0	6	0	0	0/2	0	9.1	8	5	5	4	7	1	0	0	40	.222	3	0	0	0	0
2021	3.00	0-0	1	0	0	0/0	1	3.0	3	1	1	1	5	1	0	0	14	.231	0	0	0	0	0
TOTAL	4.38	0-0	7	0	0	0/2	1	12.1	11	6	6	5	12	2	0	0	54	.224	3	0	0	0	0

- ★ Made six relief appearances as a freshman
- ★ Did not allow a run in four of his six appearances in 2020
- ★ 0.73 ERA and .422 batting average in four-year varsity career at Summit HS
- ★ 103-11 strikeout-to-walk ratio as a senior
- ★ Helped Summit to a pair of state final fours

50 ★ Luke Murphy, RHP R/R 6-5 190 lbs. Jr. Cross Plains, Tenn.

Year	era	w-l	app	gs	cg	sho	sv	ip	h	r	er	bb	so	2b	3b	hr	bf	bavg	wp	hbp	bk	sfa	sha
2020	13.50	0-0	4	0	0	0/0	0	2.0	2	3	3	9	4	0	0	0	18	.250	2	1	0	0	0
2021	0.00	0-0	1	0	0	0/1	0	1.0	0	0	0	0	3	0	0	0	3	.000	0	0	0	0	0
TOTAL	9.00	0-0	5	0	0	0/1	0	3.0	2	3	3	9	4	0	0	0	21	.182	2	1	0	0	0

- ★ Made four relief appearances in 2020
- ★ Recorded at least one strikeout in three of his four outings last season
- ★ Did not make an appearance as a freshman after undergoing Tommy John surgery
- ★ Two-year basketball team captain at East Robertson
- ★ Father, Neil Murphy, played baseball at Austin Peay
- ★ Cousin, Will Clinard, was a three-time letter winner for Vanderbilt baseball (2010-12)
- ★ American studies major

33 ★ Hunter Owen, LHP R/L 6-6 240 lbs. Fr. South Portland, Maine

Year	era	w-l	app	gs	cg	sho	sv	ip	h	r	er	bb	so	2b	3b	hr	bf	bavg	wp	hbp	bk	sfa	sha
2021	--	--	--	--	--	--	--	--	--	--	--	--	--	--	--	--	--	--	--	--	--	--	--
TOTAL	--	--	--	--	--	--	--	--	--	--	--	--	--	--	--	--	--	--	--	--	--	--	--

- ★ Maine's top-ranked overall player and southpaw
- ★ 2019 Gatorade State Player of the Year in Maine
- ★ Two-time Southwestern Maine Activities Association (SWAA) Pitcher of the Year
- ★ 5-0 record as a junior with 76 strikeouts, while notching a 0.17 ERA across 40 innings
- ★ Multi-sport athlete who competed in football for two years and basketball for four

STUDENT-ATHLETE NOTES (PITCHING)

33 ★ Hunter Owen, LHP R/L 6-6 240 lbs. Fr. South Portland, Maine

Year	era	w-l	app	gs	cg	sho	sv	ip	h	r	er	bb	so	2b	3b	hr	bf	bavg	wp	hbp	bk	sfa	sha
2021	--	--	--	--	--	--	--	--	--	--	--	--	--	--	--	--	--	--	--	--	--	--	--
TOTAL	--	--	--	--	--	--	--	--	--	--	--	--	--	--	--	--	--	--	--	--	--	--	--

- ★ Maine's top-ranked overall player and southpaw
- ★ 2019 Gatorade State Player of the Year in Maine
- ★ Two-time Southwestern Maine Activities Association (SWAA) Pitcher of the Year
- ★ 5-0 record as a junior with 76 strikeouts, while notching a 0.17 ERA across 40 innings
- ★ Multi-sport athlete who competed in football for two years and basketball for four

88 ★ Patrick Reilly, RHP R/R 6-3 210 lbs. Fr. Sea Girt, N.J.

Year	era	w-l	app	gs	cg	sho	sv	ip	h	r	er	bb	so	2b	3b	hr	bf	bavg	wp	hbp	bk	sfa	sha
2021	--	--	--	--	--	--	--	--	--	--	--	--	--	--	--	--	--	--	--	--	--	--	--
TOTAL	--	--	--	--	--	--	--	--	--	--	--	--	--	--	--	--	--	--	--	--	--	--	--

- ★ New Jersey's top-ranked right-hander and second-rated overall prospect
- ★ 7-0 record with a 0.67 ERA and 67 strikeouts across 42.0 innings pitched as a junior
- ★ Led Christian Brothers Academy to the 2019 Monmouth County Championship
- ★ Father, Mike Reilly, was a member of the Villanova football team (1986-1990)
- ★ Enjoys playing golf

80 ★ Kumar Rocker, RHP R/R 6-5 245 lbs. Jr. Athens, Ga.

Year	era	w-l	app	gs	cg	sho	sv	ip	h	r	er	bb	so	2b	3b	hr	bf	bavg	wp	hbp	bk	sfa	sha
2019	3.25	12-5	19	16	1	1/0	0	99.2	88	40	36	21	114	18	2	2	414	.233	7	7	5	3	6
2020	1.80	2-1	3	3	0	0/0	0	15.0	6	5	3	8	28	2	0	0	63	.118	2	3	0	0	1
2021	0.00	1-0	1	1	0	0/0	0	4.0	1	0	0	3	8	1	0	0	16	.077	0	0	0	0	0
TOTAL	2.96	15-6	23	20	1	1/0	0	118.2	95	45	39	32	150	21	2	2	493	.215	9	10	5	3	7

- ★ Consensus Preseason All-America by five publications (Collegiate Baseball (1st), Baseball America (1st), D1Baseball (1st) , Perfect Game (3rd))
- ★ Preseason All-SEC first team
- ★ Team-best 28 strikeouts across 15.0 innings in 2020
- ★ D1.Baseball.com and Baseball America Freshman of the Year in 2019
- ★ 2019 College World Series Most Outstanding Player
- ★ The Tennessean 2019 Sportsperson of the Year
- ★ Father, Tracy Rocker, played four years for the Washington Redskins and currently coaches for the Philadelphia Eagles

66 ★ Thomas Schultz, RHP R/R 6-6 225 lbs. So. Mount Carmel, Pa.

Year	era	w-l	app	gs	cg	sho	sv	ip	h	r	er	bb	so	2b	3b	hr	bf	bavg	wp	hbp	bk	sfa	sha
2020	0.66	0-1	4	1	0	0/1	1	13.2	9	1	1	3	17	2	0	0	53	.184	1	0	0	0	1
2021	0.00	0-0	1	0	0	0/1	0	1.0	1	0	0	0	2	1	0	0	4	.250	0	0	0	0	0
TOTAL	0.61	0-1	5	1	0	0/2	1	14.2	10	1	1	3	19	3	0	0	57	.189	1	0	0	0	1

- ★ Posted a 0.66 ERA and a .184 opponent batting average in 2020
- ★ Appeared in four games and made one start as a freshman
- ★ Allowed just one run in 13.2 innings of work
- ★ Four-year letter winner in basketball at Our Lady of Lourdes Regional
- ★ Set school and area scoring record in basketball with 2,355 points
- ★ Sister, Rachel Schultz, played basketball at Elizabethtown College (2014-16)

STUDENT-ATHLETE NOTES (PITCHING)

27 ★ Ethan Smith, RHP							R/R			6-2		205 lbs.			Jr.		Mt. Juliet, Tenn						
Year	era	w-l	app	gs	cg	sho	sv	ip	h	r	er	bb	so	2b	3b	hr	bf	bavg	wp	hbp	bk	sfa	sha
2019	3.27	4-0	17	0	0	0/2	0	33.0	17	13	12	17	47	5	1	1	137	.150	4	5	1	1	1
2020	1.42	3-0	5	4	0	0/1	0	19.0	12	4	3	9	23	3	0	0	78	.182	3	1	0	0	2
2021	0.00	0-0	1	0	0	0/1	1	1.0	0	0	0	1	2	0	0	0	4	.000	0	0	0	0	0
TOTAL	2.55	7-0	23	4	0	0/4	1	53.0	29	17	15	27	72	8	1	1	219	.159	7	6	1	1	3

- ★ Posted a 3-0 record and a 1.42 ERA with 23 strikeouts in 2020
- ★ Made four appearances and four starts as a sophomore
- ★ Went 4-0 with a 3.27 ERA in 2019
- ★ Made 17 relief appearances his freshman season, working 33.0 innings
- ★ Brother, Brandon Smith, played baseball at Tennessee Tech
- ★ Human and organizational development major

28 ★ Ryan Stefiuk, LHP										R/L		6-4		210 lbs.			Fr.		Green Bay, Wis.						
Year	era	w-l	app	gs	cg	sho	sv	ip	h	r	er	bb	so	2b	3b	hr	bf	bavg	wp	hbp	bk	sfa	sha		
2021	--	--	--	--	--	--	--	--	--	--	--	--	--	--	--	--	--	--	--	--	--	--	--		
TOTAL	--	--	--	--	--	--	--	--	--	--	--	--	--	--	--	--	--	--	--	--	--	--	--		

- ★ Wisconsin's top-rated southpaw and fourth-best overall prospect
- ★ 0.90 ERA across his high school career
- ★ Led Preble to four-straight state playoff appearances
- ★ Four-year member of the National Honor Society
- ★ Enjoys frofing



Vanderbilt Baseball

Overall Statistics for Vanderbilt (as of Mar 16, 2020)

(All games Sorted by Batting avg)



Record: 13-5 Home: 11-1 Away: 0-2 Neutral: 2-2 SEC: 0-0

Player	avg	gp-gs	ab	r	h	2b	3b	hr	rbi	tb	slg%	bb	hp	so	gdp	ob%	sf	sh	sb-att	po	a	e	fld%
16 Austin Martin	.377	16-16	53	15	20	6	0	3	11	35	.660	10	5	2	1	.507	1	0	3-4	22	4	3	.897
3 Cooper Davis	.348	18-17	69	14	24	2	2	0	5	30	.435	7	1	10	0	.416	0	2	5-5	29	1	2	.938
9 Carter Young	.328	18-18	61	10	20	3	0	0	12	23	.377	4	1	17	0	.373	1	1	1-1	20	30	2	.962
5 CJ Rodriguez	.289	12-12	45	5	13	3	0	0	8	16	.356	5	2	3	2	.370	2	0	0-0	130	8	0	1.000
20 Ty Duvall	.288	16-14	52	9	15	1	0	0	10	16	.308	8	4	12	3	.415	1	0	0-0	80	5	0	1.000
25 Parker Noland	.259	17-14	58	8	15	3	0	0	11	18	.310	7	0	14	2	.324	3	2	2-2	8	25	1	.971
8 Isaiah Thomas	.258	16-16	62	12	16	5	0	4	13	33	.532	3	2	12	1	.313	0	1	3-3	28	1	0	1.000
2 Harrison Ray	.242	18-18	62	9	15	4	0	1	13	22	.355	9	1	18	0	.347	0	1	9-11	21	26	1	.979

18 Will Duff	.267	10-2	15	2	4	1	0	0	3	5	.333	1	1	5	0	.333	1	1	1-1	1	1	0	1.000
12 Dominic Keegan	.242	9-8	33	3	8	2	0	0	4	10	.303	2	2	10	1	.324	0	0	0-0	52	5	1	.983
34 Spencer Jones	.206	14-8	34	8	7	4	0	0	3	11	.324	4	3	7	0	.333	1	0	2-2	31	0	3	.912
6 Tate Kolwyck	.174	11-6	23	2	4	2	0	1	4	9	.391	3	1	8	0	.296	0	0	0-0	8	0	0	1.000
42 Justyn-Henry Malloy	.167	12-7	24	6	4	1	0	0	2	5	.208	11	4	8	0	.487	0	0	1-1	41	2	0	1.000
11 Matt Hogan	.000	6-0	2	0	0	0	0	0	0	0	.000	0	0	2	0	.000	0	0	0-0	2	0	1	.667
19 Troy Laneve	.000	2-0	1	0	0	0	0	0	0	0	.000	0	1	1	0	.500	0	0	0-0	4	0	0	1.000
10 T.J. McKenzie	.000	8-0	1	1	0	0	0	0	0	0	.000	0	1	0	0	.500	0	0	0-0	0	0	0	.000
30 Sterling Hayes	.000	4-0	1	0	0	0	0	0	0	0	.000	0	0	0	0	.000	0	0	0-0	1	0	1	.500
80 Kumar Rocker	.000	2-2	0	0	0	0	0	0	0	0	.000	0	0	0	0	.000	0	0	0-0	0	4	0	1.000
39 Jake Eder	.000	2-2	0	0	0	0	0	0	0	0	.000	0	0	0	0	.000	0	0	0-0	1	4	0	1.000
44 Mason Hickman	.000	2-2	0	0	0	0	0	0	0	0	.000	0	0	0	0	.000	0	0	0-0	0	2	0	1.000
Totals	.277	18	596	104	165	37	2	9	99	233	.391	74	29	129	10	.378	10	8	27-30	485	129	17	.973
Opponents	.175	18	567	42	99	20	0	3	36	128	.226	66	15	218	5	.276	4	9	8-12	458	185	21	.968

LOB - Team (155), Opp (134). DPs turned - Team (7), Opp (13). IBB - Team (2), Duvall 1, Martin 1, Opp (3). Picked off - Young 1, Davis 1.

(All games Sorted by Earned run avg)

Player	era	w-l	app	gs	cg	sho	sv	ip	h	r	er	bb	so	2b	3b	hr	b/avg	wp	hp	bks	sfa	sha
44 Mason Hickman	0.48	2-0	3	3	0	0/1	0	18.2	8	2	1	3	26	2	0	0	.131	2	0	0	0	2
27 Ethan Smith	1.42	3-0	5	4	0	0/1	0	19.0	12	4	3	9	23	3	0	0	.182	3	1	0	0	2
39 Jake Eder	3.60	1-1	4	4	0	0/0	0	20.0	20	9	8	9	27	3	0	1	.260	1	1	0	0	1

40 Sam Hliboki	0.00	0-0	5	0	0	0/0	2	15.2	2	0	0	2	16	1	0	0	.043	0	2	0	1	1
33 Erik Kaiser	0.00	1-0	4	0	0	0/1	0	5.0	2	2	0	2	10	0	0	0	.111	0	1	0	1	0
66 Thomas Schultz	0.66	0-1	4	1	0	0/1	1	13.2	9	1	1	3	17	2	0	0	.184	1	0	0	0	1
43 Michael Doolin	0.87	1-0	5	0	0	0/2	1	10.1	6	1	1	4	18	1	0	1	.162	0	4	0	0	0
22 Jack Leiter	1.72	2-0	4	3	0	0/2	0	15.2	5	3	3	8	22	1	0	0	.098	3	1	0	0	0
80 Kumar Rocker	1.80	2-1	3	3	0	0/0	0	15.0	6	5	3	8	28	2	0	0	.118	2	3	0	0	1
21 Tyler Brown	2.53	1-2	7	0	0	0/0	1	10.2	12	5	3	4	14	2	0	1	.293	0	1	0	2	1
29 Nick Maldonado	2.70	0-0	4	0	0	0/0	0	6.2	7	2	2	1	6	2	0	0	.269	0	0	0	0	0
35 Chris McElvain	4.82	0-0	6	0	0	0/2	0	9.1	8	5	5	4	7	1	0	0	.222	3	0	0	0	0
50 Luke Murphy	13.50	0-0	4	0	0	0/0	0	2.0	2	3	3	9	4	0	0	0	.250	2	1	0	0	0
Totals	1.84	13-5	18	18	0	4/4	5	161.2	99	42	33	66	218	20	0	3	.175	17	15	0	4	9
Opponents	5.19	5-13	18	18	0	0/0	4	152.2	165	104	88	74	129	37	2	9	.277	14	29	6	10	8

PB - Team (3), Duvall 2, Rodriguez 1, Opp (5). Pickoffs - Team (4), Hickman 1, Leiter 1, Rocker 1, Eder 1, Opp (2). SBA/ATT - Rodriguez (5-6), Duvall (3-6), Eder (4-5), Smith (2-4), Brown (2-2), Hliboki (0-1).



Vanderbilt Baseball
Overall Statistics for Vanderbilt (as of Mar 16, 2020)
(All games Sorted by Fielding pct)



Player	c	po	a	e	fld%	dp	sba	csb	sba%	pb	ci
5 CJ Rodriguez	138	130	8	0	1.000	0	5	1	.833	1	0
20 Ty Duvall	85	80	5	0	1.000	1	3	3	.500	2	0
42 Justyn-Henry Malloy	43	41	2	0	1.000	0	0	0	.000	0	0
8 Isaiah Thomas	29	28	1	0	1.000	0	0	0	.000	0	0
6 Tate Kolwyck	8	8	0	0	1.000	0	0	0	.000	0	0
40 Sam Hliboki	5	2	3	0	1.000	0	0	1	.000	0	0
39 Jake Eder	5	1	4	0	1.000	0	4	1	.800	0	0
19 Troy Laneve	4	4	0	0	1.000	0	0	0	.000	0	0
80 Kumar Rocker	4	0	4	0	1.000	0	0	0	.000	0	0
18 Will Duff	2	1	1	0	1.000	0	0	0	.000	0	0
21 Tyler Brown	2	0	2	0	1.000	0	2	0	1.000	0	0
44 Mason Hickman	2	0	2	0	1.000	0	0	0	.000	0	0
33 Erik Kaiser	1	0	1	0	1.000	0	0	0	.000	0	0
27 Ethan Smith	1	0	1	0	1.000	0	2	2	.500	0	0
50 Luke Murphy	1	0	1	0	1.000	0	0	0	.000	0	0
29 Nick Maldonado	1	1	0	0	1.000	1	0	0	.000	0	0
66 Thomas Schultz	1	0	1	0	1.000	0	0	0	.000	0	0
12 Dominic Keegan	58	52	5	1	.983	4	0	0	.000	0	0
2 Harrison Ray	48	21	26	1	.979	6	0	0	.000	0	0
25 Parker Noland	34	8	25	1	.971	0	0	0	.000	0	0
9 Carter Young	52	20	30	2	.962	4	0	0	.000	0	0
3 Cooper Davis	32	29	1	2	.938	0	0	0	.000	0	0
34 Spencer Jones	34	31	0	3	.912	1	0	0	.000	0	0
16 Austin Martin	29	22	4	3	.897	0	0	0	.000	0	0
22 Jack Leiter	5	2	2	1	.800	0	0	0	.000	0	0
11 Matt Hogan	3	2	0	1	.667	0	0	0	.000	0	0
30 Sterling Hayes	2	1	0	1	.500	0	0	0	.000	0	0
43 Michael Doolin	2	1	0	1	.500	0	0	0	.000	0	0
10 T.J. McKenzie	0	0	0	0	.000	0	0	0	.000	0	0
35 Chris McElvain	0	0	0	0	.000	0	0	0	.000	0	0
Totals	631	485	129	17	.973	7	8	4	.667	3	0
Opponents	664	458	185	21	.968	13	27	3	.900	5	0

Hitting minimums - 2.5 TPA/Game

Pitching minimums - 1.0 IP/Game



Vanderbilt Baseball
Game Results for Vanderbilt (as of Mar 16, 2020)
(All games)



Date	Opponent	Score	Inns	Overall	SEC	Pitcher of record	Attend	Time
Feb 14, 2020	vs #13 Michigan	L 3-4	9	0-1-0	0-0-0	Brown (L 0-1)	4500	3:32
Feb 15, 2020	vs UConn	w 6-1	9	1-1-0	0-0-0	Rocker (W 1-0)	612	3:00
Feb 16, 2020	vs Cal Poly	L 8-9	9	1-2-0	0-0-0	Brown (L 0-2)	745	3:45
Feb 18, 2020	SOUTH ALABAMA	w 3-0	9	2-2-0	0-0-0	Leiter (W 1-0)	3033	2:32
Feb 19, 2020	SOUTH ALABAMA	w 4-0	9	3-2-0	0-0-0	Smith (W 1-0)	3058	2:42
Feb 21, 2020	ILLINOIS-CHICAGO	w 9-0	9	4-2-0	0-0-0	Hickman (W 1-0)	3146	2:31
Feb 22, 2020	ILLINOIS-CHICAGO	w 9-3	9	5-2-0	0-0-0	Rocker (W 2-0)	3381	2:31
Feb 23, 2020	ILLINOIS-CHICAGO	w 5-2	9	6-2-0	0-0-0	Eder (W 1-0)	3208	2:40
Feb 25, 2020	EVANSVILLE	w 6-0	9	7-2-0	0-0-0	Leiter (W 2-0)	3013	2:48
Feb 26, 2020	SAINT LOUIS	w 10-2	9	8-2-0	0-0-0	Smith (W 2-0)	3012	2:56
Feb 28, 2020	HAWAII	w 5-1	9	9-2-0	0-0-0	Hickman (W 2-0)	3198	2:24
Feb 29, 2020	HAWAII	L 1-3	9	9-3-0	0-0-0	Schultz (L 0-1)	3295	2:56
Mar 01, 2020	HAWAII	w 7-5	(11)	10-3-0	0-0-0	Kaiser (W 1-0)	3447	3:53
Mar 03, 2020	CENTRAL ARKANSAS	w 10-2	9	11-3-0	0-0-0	Doolin (W 1-0)	3182	3:12
Mar 06, 2020	at #2 UCLA	L 2-3	9	11-4-0	0-0-0	Rocker (L 2-1)	2215	2:42
Mar 07, 2020	at Southern Cal	L 1-2	9	11-5-0	0-0-0	Eder (L 1-1)	1507	2:24
Mar 08, 2020	vs #22 TCU	w 4-3	9	12-5-0	0-0-0	Brown (W 1-2)	711	2:55
Mar 11, 2020	TOLEDO	w 11-2	9	13-5-0	0-0-0	Smith (W 3-0)	3015	3:06

* = Conference game

() extra inning game



Vanderbilt Baseball
Miscellaneous Stats for Vanderbilt (as of Mar 16, 2020)
(All games)



Multiple Hit Games	2	3	4	5+	Total
3 Cooper Davis	7	1	-	-	8
16 Austin Martin	6	2	-	-	8
9 Carter Young	5	2	-	-	7
20 Ty Duvall	5	1	-	-	6
25 Parker Noland	5	-	-	-	5
2 Harrison Ray	5	-	-	-	5
5 CJ Rodriguez	3	-	1	-	4
12 Dominic Keegan	3	-	-	-	3
8 Isaiah Thomas	2	1	-	-	3
34 Spencer Jones	2	-	-	-	2
18 Will Duff	2	-	-	-	2
6 Tate Kolwyck	1	-	-	-	1
TEAM	46	7	1	0	54

Multiple RBI Games	2	3	4	5+	Total
8 Isaiah Thomas	3	-	1	-	4
2 Harrison Ray	3	1	-	-	4
20 Ty Duvall	4	-	-	-	4
25 Parker Noland	3	-	-	-	3
5 CJ Rodriguez	2	1	-	-	3
16 Austin Martin	1	-	1	-	2
9 Carter Young	1	1	-	-	2
34 Spencer Jones	1	-	-	-	1
18 Will Duff	1	-	-	-	1
12 Dominic Keegan	-	1	-	-	1
6 Tate Kolwyck	1	-	-	-	1
TEAM	20	4	2	0	26

Hitting Streaks	Longest	Current
8 Isaiah Thomas	9	1
3 Cooper Davis	9	2
25 Parker Noland	5	1
20 Ty Duvall	4	-
16 Austin Martin	3	1
2 Harrison Ray	3	1
5 CJ Rodriguez	3	-
42 Justyn-Henry Mallo	3	-
9 Carter Young	2	2
34 Spencer Jones	2	2
6 Tate Kolwyck	2	-
12 Dominic Keegan	2	2
18 Will Duff	1	-

Reached Base Streaks	Longest	Current
2 Harrison Ray	14	3
3 Cooper Davis	14	2
16 Austin Martin	14	1
8 Isaiah Thomas	10	1
42 Justyn-Henry Mallo	8	3
5 CJ Rodriguez	7	7
20 Ty Duvall	6	-
25 Parker Noland	5	1
9 Carter Young	4	2
6 Tate Kolwyck	3	1
34 Spencer Jones	3	2
12 Dominic Keegan	2	2
19 Troy Laneve	1	-
18 Will Duff	1	1
10 T.J. McKenzie	1	1



Vanderbilt Baseball
Miscellaneous Stats for Vanderbilt (as of Mar 16, 2020)
(All games)



Starting Lineup By Position
(Team W-L record when starter)

PITCHER:

27 Ethan Smith	4	(4-0)
39 Jake Eder	4	(2-2)
44 Mason Hickman	3	(2-1)
22 Jack Leiter	3	(3-0)
80 Kumar Rocker	3	(2-1)
66 Thomas Schultz	1	(0-1)

CATCHER:

5 CJ Rodriguez	11	(7-4)
20 Ty Duvall	7	(6-1)

FIRST BASE:

12 Dominic Keegan	8	(6-2)
42 Justyn-Henry Mall	6	(5-1)
34 Spencer Jones	4	(2-2)

SECOND BASE:

2 Harrison Ray	18	(13-5)
----------------	----	--------

THIRD BASE:

25 Parker Noland	14	(11-3)
16 Austin Martin	4	(2-2)

SHORTSTOP:

9 Carter Young	18	(13-5)
----------------	----	--------

LEFT FIELD:

3 Cooper Davis	17	(13-4)
34 Spencer Jones	1	(0-1)

CENTER FIELD:

16 Austin Martin	12	(10-2)
6 Tate Kolwyck	6	(3-3)

RIGHT FIELD:

8 Isaiah Thomas	16	(12-4)
34 Spencer Jones	2	(1-1)

DESIGNATED HITTER:

20 Ty Duvall	7	(5-2)
44 Mason Hickman	2	(2-0)
18 Will Duff	2	(2-0)
39 Jake Eder	2	(1-1)
80 Kumar Rocker	2	(0-2)
42 Justyn-Henry Mall	1	(1-0)
34 Spencer Jones	1	(1-0)
5 CJ Rodriguez	1	(1-0)

Starting Lineup By Lineup Spot
(Team W-L record when starter)

LEADOFF:

3 Cooper Davis	15	(11-4)
16 Austin Martin	2	(2-0)
6 Tate Kolwyck	1	(0-1)

2ND SPOT:

5 CJ Rodriguez	9	(5-4)
3 Cooper Davis	2	(2-0)
18 Will Duff	2	(2-0)
25 Parker Noland	2	(2-0)
8 Isaiah Thomas	2	(1-1)
16 Austin Martin	1	(1-0)

3RD SPOT:

16 Austin Martin	13	(9-4)
5 CJ Rodriguez	2	(2-0)
12 Dominic Keegan	2	(2-0)
20 Ty Duvall	1	(0-1)

CLEANUP:

20 Ty Duvall	11	(10-1)
12 Dominic Keegan	3	(1-2)
8 Isaiah Thomas	3	(1-2)
44 Mason Hickman	1	(1-0)

5TH SPOT:

42 Justyn-Henry Mall	6	(5-1)
12 Dominic Keegan	3	(3-0)
34 Spencer Jones	3	(1-2)
6 Tate Kolwyck	2	(1-1)
8 Isaiah Thomas	2	(2-0)
20 Ty Duvall	1	(0-1)
5 CJ Rodriguez	1	(1-0)

6TH SPOT:

25 Parker Noland	5	(4-1)
34 Spencer Jones	4	(3-1)
8 Isaiah Thomas	3	(2-1)
6 Tate Kolwyck	2	(1-1)
39 Jake Eder	1	(1-0)
42 Justyn-Henry Mall	1	(1-0)
20 Ty Duvall	1	(1-0)
80 Kumar Rocker	1	(0-1)

7TH SPOT:

8 Isaiah Thomas	6	(6-0)
25 Parker Noland	5	(3-2)
2 Harrison Ray	5	(4-1)
80 Kumar Rocker	1	(0-1)
39 Jake Eder	1	(0-1)

8TH SPOT:

2 Harrison Ray	12	(9-3)
25 Parker Noland	2	(2-0)
6 Tate Kolwyck	1	(1-0)
34 Spencer Jones	1	(0-1)
44 Mason Hickman	1	(1-0)
9 Carter Young	1	(0-1)

9TH SPOT:

9 Carter Young	17	(13-4)
2 Harrison Ray	1	(0-1)

CAREER HIGHS

30 ★ Nelson Berkwich
Innings Pitched: None
Strikeouts: None
Hits Allowed: None
Walks Allowed: None
Runs Allowed: None

51 ★ Enrique Bradfield Jr.
Hits: 2, vs. Wright St.-1 (2/22/21)
Runs: 2, vs. Wright St.-1 (2/22/21)
RBI: 1, vs. Wright St.-1 (2/22/21)
Walks: 1, vs. Wright St.-1 (2/22/21)
HRs: None
Strikeouts: 1, vs. Wright St.-2 (2/22/21)
Stolen Bases: 1, vs. Wright St.-1 (2/22/21)

46 ★ Gage Bradley
Innings Pitched: None
Strikeouts: None
Hits Allowed: None
Walks Allowed: None
Runs Allowed: None

16 ★ Jack Bulger
Hits: None
Runs: None
RBI: 1, vs. Wright St.-1 (2/22/21)
Walks: None
HRs: None
Strikeouts: 1, vs. Wright St.-1 (2/22/21)
Stolen Bases: None

39 ★ Gavin Casas
Hits: None
Runs: None
RBI: None
Walks: None
HRs: None
Strikeouts: None
Stolen Bases: None

3 ★ Cooper Davis
Hits: 4, vs. SEMO (2/26/19)
Runs: 3, 2x, last vs. Tennessee (3/30/19)
RBI: 3, 2x, last at Texas A&M (3/15/19)
Walks: 3, vs. Illinois-Chicago (2/23/20)
HRs: None
Strikeouts: 2, 3x, last at Georgia (4/5/19)
Stolen Bases: 1, 8x, last vs. South Alabama (2/18/20)

43 ★ Michael Doolin
Innings Pitched: 4.0, vs. South Alabama (2/19/20)
Strikeouts: 7, vs. South Alabama (2/19/20)
Hits Allowed: 2, vs. Evansville (2/25/20)
Walks Allowed: 2, vs. Hawaii (3/1/20)
Runs Allowed: 1, vs. Hawaii (3/1/20)

18 ★ Will Duff
Hits: 2, 2x, last vs. Hawaii (3/1/20)
Runs: 1, 2x, last vs. Hawaii (3/1/20)
RBI: 2, vs. Cal Poly (2/16/20)
Walks: 1, vs. Hawaii (3/1/20)
HRs: None
Strikeouts: 2, vs. Illinois-Chicago (2/23/20)
Stolen Bases: 1, vs. Hawaii (3/1/20)

45 ★ Alan Espinal
Hits: None
Runs: None
RBI: None
Walks: None
HRs: None
Strikeouts: None
Stolen Bases: None

44 ★ Donye Evans
Innings Pitched: None
Strikeouts: None
Hits Allowed: None
Walks Allowed: None
Runs Allowed: None

32 ★ Hugh Fisher
Innings Pitched: 4.0, vs. Illinois State (3/10/19)
Strikeouts: 8, vs. Missouri (5/12/19)
Hits Allowed: 4, vs. Arkansas (4/14/19)
Walks Allowed: 2, 7x, last vs. LSU (5/25/19)
Runs Allowed: 4, vs. Duke (6/7/19)

31 ★ Miles Garrett
Innings Pitched: None
Strikeouts: None
Hits Allowed: None
Walks Allowed: None
Runs Allowed: None

99 ★ Jayson Gonzalez
Hits: 4, 2x, last vs. Austin Peay (2/27/18)
Runs: 3, vs. Middle Tennessee (5/15/18)
RBI: 5, vs. UMass-Lowell (2/24/18)
Walks: 2, vs. Evansville (2/20/19)
HRs: 2, vs. UMass-Lowell (2/24/18)
Strikeouts: 3, 5x, last at Tennessee (5/12/18)
Stolen Bases: 1, 3x, last vs. Illinois St. (3/10/19)

77 ★ Brett Hansen
Innings Pitched: None
Strikeouts: None
Hits Allowed: None
Walks Allowed: None
Runs Allowed: None

21 ★ Calvin Hewett
Hits: None
Runs: 1, vs. Wright St.-1 (2/22/21)
RBI: None
Walks: None
HRs: None
Strikeouts: None
Stolen Bases: None

40 ★ Sam Hliboki
Innings Pitched: 5.0, at UCLA (3/6/20)
Strikeouts: 5, vs. Hawaii (2/28/20)
Hits Allowed: 1, 2x, last vs. Hawaii (3/1/20)
Walks Allowed: 1, 2x, last at UCLA (3/6/20)
Runs Allowed: None

11 ★ Matt Hogan
Hits: None
Runs: 1, vs. Davidson (3/5/19)
RBI: None
Walks: 1, vs. Davidson (3/5/19)
HRs: None
Strikeouts: 1, 3x, last vs. Toledo (3/11/20)
Stolen Bases: None

34 ★ Spencer Jones
Hits: 2, 2x, last at UCLA (3/6/20)
Runs: 2, vs. UConn (2/15/20)
RBI: 2, vs. Cal Poly (2/16/20)
Walks: 1, 4x, last vs. Hawaii (2/29/20)
HRs: None
Strikeouts: 1, 7x, last vs. TCU (3/8/20)
Stolen Bases: 2, vs. UConn (2/15/20)

12 ★ Dominic Keegan
Hits: 2, 5x, last vs. Wright St.-1 (2/22/21)
Runs: 2, vs. Tennessee Tech (4/30/19)
RBI: 3, vs. Toledo (3/11/20)
Walks: 1, 4x, last vs. TCU (3/8/20)
HRs: None
Strikeouts: 2, 3x, last vs. TCU (3/8/20)
Stolen Bases: None

6 ★ Tate Kolwyck
Hits: 2, 3x, last vs. Wright St.-1 (2/22/21)
Runs: 1, 3x, last at Southern Cal (3/7/20)
RBI: 3, vs. Wright St.-1 (2/22/21)
Walks: 1, 4x, last vs. Toledo (3/11/20)
HRs: 1, at Southern Cal (3/7/20)
Strikeouts: 2, 2x, last vs. TCU (3/8/20)
Stolen Bases: None

19 ★ Troy Laneve
Hits: None
Runs: None
RBI: None
Walks: None
HRs: None
Strikeouts: 1, vs. Toledo (3/11/20)
Stolen Bases: None

22 ★ Jack Leiter
Innings Pitched: 5.0, 3x, last vs. Wright St. -2 (2/22/21)
Strikeouts: 12, vs. South Alabama (2/18/20)
Hits Allowed: 4, vs. TCU (3/8/20)
Walks Allowed: 4, vs. TCU (3/8/20)
Runs Allowed: 3, vs. TCU (3/8/20)

42 ★ Christian Little
Innings Pitched: None
Strikeouts: None
Hits Allowed: None
Walks Allowed: None
Runs Allowed: None

29 ★ Nick Maldonado
Innings Pitched: 2.0, 3x, last vs. Central Arkansas (3/3/20)
Strikeouts: 5, vs. Saint Louis (2/26/20)
Hits Allowed: 6, vs. Saint Louis (2/26/20)
Walks Allowed: 1, vs. Central Arkansas (3/3/20)
Runs Allowed: 2, vs. Saint Louis (2/26/20)

35 ★ Chris McElvain
Innings Pitched: 3.0, vs. Wright St.-1 (2/22/21)
Strikeouts: 5, vs. Wright St.-1 (2/22/21)
Hits Allowed: 4, vs. Cal Poly (2/16/20)
Walks Allowed: 2, vs. Cal Poly (2/16/20)
Runs Allowed: 4, vs. Cal Poly (2/16/20)

10 ★ T.J. McKenzie
Hits: None
Runs: 1, vs. Hawaii (3/1/20)
RBI: None
Walks: None
HRs: None
Strikeouts: None
Stolen Bases: None

36 ★ Grayson Moore
Hits: None
Runs: None
RBI: None
Walks: None
HRs: None
Strikeouts: None
Stolen Bases: None

50 ★ Luke Murphy
Innings Pitched: 1.0, 2x, last vs. Wright St.-2 (2/22/21)
Strikeouts: 3, vs. Wright St.-1 (2/22/21)
Hits Allowed: 1, 2x, last vs. Central Arkansas (3/3/20)
Walks Allowed: 4, vs. Illinois-Chicago (2/22/20)
Runs Allowed: 2, vs. Illinois-Chicago (2/22/20)

25 ★ Parker Noland
Hits: 3, vs. Wright St.-1 (2/22/21)
Runs: 2, vs. Central Arkansas (3/3/20)
RBI: 2, 3x, last at UCLA (3/6/20)
Walks: 3, vs. Central Arkansas (3/3/20)
HRs: None
Strikeouts: 2, 5x, last vs. Toledo (3/11/20)
Stolen Bases: 1, 2x, last vs. Hawaii (2/28/20)

20 ★ Jack O'Dowd
Hits: None
Runs: None
RBI: None
Walks: None
HRs: None
Strikeouts: 1, vs. Wright St.-1 (2/22/21)
Stolen Bases: None

33 ★ Hunter Owen
Innings Pitched: None
Strikeouts: None
Hits Allowed: None
Walks Allowed: None
Runs Allowed: None

17 ★ C.J. Pittaro
Hits: None
Runs: None
RBI: None
Walks: None
HRs: None
Strikeouts: None
Stolen Bases: None

88 ★ Patrick Reilly
Innings Pitched: None
Strikeouts: None
Hits Allowed: None
Walks Allowed: None
Runs Allowed: None

80 ★ Kumar Rocker
Innings Pitched: 9.0, vs. Duke (6/8/19)
Strikeouts: 19, vs. Duke (6/8/19)
Hits Allowed: 10, vs. Tennessee (3/31/19)
Walks Allowed: 4, 2x, last at UCLA (3/6/20)
Runs Allowed: 7, vs. Tennessee (3/31/19)

5 ★ CJ Rodriguez
Hits: 4, vs. UConn (2/15/20)
Runs: 2, vs. Cal Poly (2/16/20)
RBI: 3, vs. UConn (2/15/20)
Walks: 1, 5x, last vs. Toledo (3/11/20)
HRs: None
Strikeouts: 3, vs. Wright St.-1 (2/22/21)
Stolen Bases: None

55 ★ Maxwell Romero Jr.
Hits: None
Runs: None
RBI: None
Walks: None
HRs: None
Strikeouts: None
Stolen Bases: None

CAREER HIGHS

66 ★ Thomas Schultz

Innings Pitched: 5.0, vs. Hawaii (2/29/20)
Strikeouts: 7, vs. South Alabama (2/18/20)
Hits Allowed: 3, 2x, last vs. TCU (3/8/20)
Walks Allowed: 2, vs. TCU (3/8/20)
Runs Allowed: 1, vs. Hawaii (2/29/20)

27 ★ Ethan Smith

Innings Pitched: 5.0, 3x, last vs. Toledo (3/11/20)
Strikeouts: 8, at South Carolina (5/3/19)
Hits Allowed: 3, 4x, last vs. Toledo (3/11/20)
Walks Allowed: 4, vs. Toledo (3/11/20)
Runs Allowed: 2, 5x, last vs. Central Arkansas (3/3/20)

28 ★ Ryan Stefiuk

Innings Pitched: None
Strikeouts: None
Hits Allowed: None
Walks Allowed: None
Runs Allowed: None

8 ★ Isaiah Thomas

Hits: 4, vs. Tennessee Tech (4/30/19)
Runs: 3, 2x, last vs. Wright St.-1 (2/22/21)
RBI: 5, vs. Tennessee Tech (4/30/19)
Walks: 1, 4x, last vs. Saint Louis (2/26/20)
HRs: 2, 2x, last vs. Hawaii (3/1/20)
Strikeouts: 3, at Alabama (4/19/19)
Stolen Bases: 1, 3x, last vs. Hawaii (3/1/20)

2 ★ Javier Vaz

Hits: None
Runs: None
RBI: None
Walks: None
HRs: None
Strikeouts: None
Stolen Bases: None

9 ★ Carter Young

Hits: 3, 2x, last vs. Evansville (2/25/20)
Runs: 2, 4x, last vs. Wright St.-1 (2/22/21)
RBI: 3, vs. South Alabama (2/19/20)
Walks: 1, 4x, last vs. Toledo (3/11/20)
HRs: None
Strikeouts: 2, 4x, last vs. Central Arkansas (3/3/20)
Stolen Bases: 1, vs. Illinois-Chicago (2/21/20)

THE LAST TIME VANDERBILT ...

Won 5 or more consecutive games	8 games (Feb. 18-28 2020)
Won 7 or more consecutive games	8 games (Feb. 18-28 2020)
Won 10 or more consecutive games	12 games (May 12, 2019-June 2, 2019)
Won 13 or more consecutive games	13 games (April 16-May 10, 2019)
Won 14 or more consecutive games	14 games (April 20-May 16, 2013)
Won 15 or more consecutive games	19 games (Feb. 9-March 16, 2007)

Won 5 or more consecutive home games	8 games (Feb. 18-28 2020)
Won 8 or more consecutive home games	8 games (Feb. 18-28 2020)
Won 10 or more consecutive home games	17 games (May 29, 2015-March 15, 2016)
Won 20 or more consecutive home games	Never Happened

Won 5 or more consecutive road games	11 games (April 9-May 17, 2019)
Won 7 or more consecutive road games	11 games (April 9-May 17, 2019)
Won 10 or more consecutive road games	11 games (April 9-May 17, 2019)
Won 12 or more consecutive road games	13 games (April 20, 2013-March 18, 2014)

Won 5 or more consecutive conference games	10 games (April 19-May 10, 2019)
Won 6 or more consecutive conference games	10 games (April 19-May 10, 2019)
Won 9 or more consecutive conference games	10 games (April 19-May 10, 2019)
Won 11 or more consecutive conference games	11 games (April 20-May 16, 2013)

Won 5 or more consecutive conference home games	9 games (May 17, 2018-March 30, 2019)
Won 8 or more consecutive conference home games	9 games (May 17, 2018-March 30, 2019)
Won 9 or more consecutive conference home games	12 games (March 23-May 16, 2013)

Won 5 or more consecutive conference road games	9 games (April 19, 2019-present)
Won 7 or more consecutive conference road games	9 games (April 19, 2019-present)
Won 9 or more consecutive conference road games	9 games (April 19, 2019-present)

Won 5 or more consecutive midweek games	17 games (March 5, 2019-present)
Won 10 or more consecutive midweek games	17 games (March 5, 2019-present)
Won 15 or more consecutive midweek games	17 games (March 5, 2019-present)
Won 17 or more consecutive midweek games	22 games (March 10, 2004-April 26, 2005)

Won 5 or more consecutive midweek home games	13 games (May 5, 2019-present)
Won 13 or more consecutive midweek home games	13 games (May 5, 2019-present)
Won 14 or more consecutive midweek home games	16 games (March 23, 2010-Feb. 22, 2012)

Lost 5 or more consecutive games	6 games (April 29-May 8, 2018)
Lost 7 or more consecutive games	7 games (March 28-April 6, 1997)
Lost 8 or more consecutive games	12 games (March 25-April 10, 1994)

Lost 4 or more consecutive home games	4 games (Feb. 24-29, 2012)
Lost 5 or more consecutive home games	6 games (April 30-May 22, 2005)
Lost 6 or more consecutive home games	6 games (April 30-May 22, 2005)
Lost 7 or more consecutive home games	9 games (1965-1966)

Lost 5 or more consecutive road games	6 games (March 30-April 20, 2018)
Lost 6 or more consecutive road games	6 games (March 30-April 20, 2018)
Lost 7 or more consecutive road games	8 games (Feb. 17-April 6, 2012)
Lost 8 or more consecutive road games	8 games (Feb. 17-April 6, 2012)
Lost 9 or more consecutive road games	9 games (March 25-April 26, 1994)
Los 10 or more consecutive road games	11 games (April 18, 1978-March 5, 1979)

Lost 5 or more consecutive conference games	6 games (May 10, 2009-March 20, 2010)
Lost 6 or more consecutive conference games	6 games (May 10, 2009-March 20, 2010)
Lost 7 or more consecutive conference games	7 games (May 10, 2008-March 15, 2009)
Lost 8 or more consecutive conference games	11 games (April 5-27, 2002)
Lost 9 or more consecutive conference games	11 games (April 5-27, 2002)
Lost 10 or more consecutive conference games	11 games (April 5-27, 2002)

Lost 5 or more consecutive conference home games	5 games (April 12-27, 2002)
Lost 6 or more consecutive conference home games	9 games (April 14-May 14, 2000)
Lost 7 or more consecutive conference home games	9 games (April 14-May 14, 2000)
Lost 8 or more consecutive conference home games	9 games (April 14-May 14, 2000)

Lost 5 or more consecutive conference road games	5 games (March 30-April 20, 2018)
Lost 6 or more consecutive conference road games	10 games (April 5-May 17, 2002)
Lost 7 or more consecutive conference road games	10 games (April 5-May 17, 2002)
Lost 8 or more consecutive conference road games	10 games (April 5-May 17, 2002)

Shutout an opponent	vs. Evansville, 6-0 (Feb. 25, 2020)
Shutout an opponent on Opening Day	vs. Santa Clara, 4-0 (Feb. 13, 2015)
Shutout an opponent at home	vs. Evansville, 6-0 (Feb. 25, 2020)
Shutout an SEC opponent at home	vs. Florida, 5-0 (March 21, 2019)
Shutout an opponent on the road	at Alabama, 2-0 (April 21, 2019)
Shutout an SEC opponent on the road	at Alabama, 2-0 (April 21, 2019)
Shutout an opponent on a neutral field	vs. Duke, 3-0 @ Nashville Super Regional (June 8, 2019)
Shutout a midweek opponent at home	vs. Evansville, 6-0 (Feb. 25, 2020)
Shutout a midweek opponent on the road	at Middle Tennessee, 1-0 (April 12, 2011)
Shutout back-to-back opponents	vs. South Alabama, 3-0 + 4-0 (Feb. 18-19, 2020)
Shutout three consecutive opponents	____ vs. South Alabama, 3-0 + 4-0; vs. Illinois-Chicago, 9-0 (Feb. 18-21, 2020)

Was shutout	at Texas A&M, 7-0 (March 17, 2019)
Was shutout in back-to-back games	Kentucky, 14-0 & 4-0 (April 23, 1976)

Was shutout on Opening Day	vs. San Diego, 10-0 (Feb. 17, 2006)
Was shutout at home	Kentucky, 3-0 (April 17, 2016)
Was shutout at home by an SEC opponent	Kentucky, 3-0 (April 17, 2016)

Was shutout on the road	at Texas A&M, 7-0 (March 17, 2019)
Was shutout on the road by an SEC opponent	at Texas A&M, 7-0 (March 17, 2019)
Was shutout on a neutral field	vs. Louisiana, 3-0, at Minute Maid Park (March 3, 2018)
Was shutout against a midweek opponent at home	vs. Belmont, 1-0 (Feb. 26, 2003)
Was shutout against a midweek opponent on the road	at North Florida, 2-0 (March 5, 1991)
Was shutout against a non-conference opponent on a neutral site	vs. Louisiana, 3-0, at MMP (March 3, 2018)

Run-ruled an opponent	vs. Auburn, 11-1, 8 inn. @ SEC Tournament (May 22, 1991)
Run-ruled an opponent at home	vs. Evansville, 14-3, 5 inn. (April 17, 2002)

Was run-ruled	vs. Texas A&M, 13-3, 7 inn. @ SEC Tournament (May 27, 2016)
---------------	---

Played in 14 or more innings	14 innings, vs. Illinois-Chicago (W, 6-5) (Feb. 27, 2016)
Played in 15 or more innings	16 innings, vs. Ole Miss (L, 6-5) (April 10, 2015)
Played in 16 or more innings	16 innings, vs. Ole Miss (L, 6-5) (April 10, 2015)
Played in 17 or more innings	17 innings, vs. Louisville (W, 11-10) (May 11, 2010)

Won both games of a doubleheader	at South Carolina: 9-3, 6-2 (May 5, 2019)
Shutout opponent in both games of a doubleheader	vs. Georgia: 3-0, 6-0 (April 27, 1976)
Lost both games of a doubleheader	at Tennessee: 4-2 (11), 4-3 (April 25, 2010)

Swept a 3-game series at home	vs. Illinois-Chicago (Feb. 21-23, 2020)
Swept a 3-game series at home vs. non-conference opponent	vs. Illinois-Chicago (Feb. 21-23, 2020)
Swept a 3-game series on the road	at Kentucky (May 16-18, 2019)
Swept a 3-game SEC series at home	vs. #25 Auburn (April 25-27, 2019)
Swept a 3-game SEC series on the road	at Kentucky (May 16-18, 2019)
Swept a midweek series at home	2 games, vs. South Alabama (Feb. 18-19, 2020)
Swept a midweek series on the road	2 games, at Ohio (May 17-18, 2005)
Swept a four-game series	vs. Sewanee (1907)

Was swept in a 3-game series at home	vs. Oregon (Feb. 24-26, 2012)
Was swept in a 3-game series at home vs. non-conference opponent	vs. Oregon (Feb. 24-26, 2012)
Was swept in a 3-game series on the road	at Auburn (May 4-6, 2018)
Was swept in a 3-game SEC series at home	vs. Tennessee (May 14-16, 2009)
Was swept in a 3-game SEC series on the road	at Auburn (May 4-6, 2018)

Swept 3 or more SEC series in a season	5, 2019 (vs. UF, at ALA, vs. AUB, at USC, at UK)
Swept 5 or more SEC series in a season	5, 2019 (vs. UF, at ALA, vs. AUB, at USC, at UK)
Swept 6 or more SEC series in a season	6, 2013 (at AUB, vs. UT, at OM, vs. MIZ, vs. MSU, vs. UK)
Was swept in 3 or more SEC series in a season	3, 2009 (vs. ALA, at USC, vs. UT)
Was swept in 4 or more SEC series in a season	4, 2002 (vs. UGA, at OM, at UF, at AUB)

Swept Alabama in a 3-game series at home	April 9-11, 2011
Swept Alabama in a 3-game series on the road	April 19-21, 2019
Was swept by Alabama in a 3-game series at home	April 17-19, 2009
Was swept by Alabama in a 3-game series on the road	April 22-23, 2006

Swept Florida in a 3-game series at home	March 21-23, 2019
Swept Florida in a 3-game series on the road	Never Happened
Was swept by Florida in a 3-game series at home	May 20-22, 2005
Was swept by Florida in a 3-game series on the road	March 30-April 1, 2018

Swept Georgia in a 3-game series at home	April 29-May 1, 2016
Swept Georgia in a 3-game series on the road	April 3-5, 2015
Was swept by Georgia in a 3-game series at home	March 22-24, 2002
Was swept by Georgia in a 3-game series on the road	May 2-4, 2003

Swept Kentucky in a 3-game series at home	May 17-19, 2018
Swept Kentucky in a 3-game series on the road	May 16-18, 2019
Was swept by Kentucky in a 3-game series at home	May 12-14, 2000
Was swept by Kentucky in a 3-game series on the road	April 9-10, 1988

Swept LSU in a 3-game series at home	April 22-24, 2011
Swept LSU in a 3-game series on the road	Never Happened
Was swept by LSU in a 3-game series at home	Never Happened
Was swept by LSU in a 3-game series on the road	March 7-9, 1997

Swept Mississippi State in a 3-game series at home	April 26-28, 2013
Swept Mississippi State in a 3-game series on the road	March 16-18, 2018
Was swept by Mississippi State in a 3-game series at home	April 20-21, 1991
Was swept by Mississippi State in a 3-game series on the road	March 11-12, 2000

Swept Missouri in a 3-game series at home	April 24-26, 2015
Swept Missouri in a 3-game series on the road	May 25-27, 2016
Was swept by Missouri in a 3-game series at home	Never Happened
Was swept by Missouri in a 3-game series on the road	Never Happened

Swept Ole Miss in a 3-game series at home	May 17-19, 2012
Swept Ole Miss in a 3-game series on the road	April 5-7, 2013
Was swept by Ole Miss in a 3-game series at home	1967
Was swept by Ole Miss in a 3-game series on the road	April 5-6, 2008

Swept South Carolina in a 3-game series at home	Never Happened
Swept South Carolina in a 3-game series on the road	May 3-5, 2019
Was swept by South Carolina in a 3-game series at home	April 12-14, 2002
Was swept by South Carolina in a 3-game series on the road	May 1-3, 2009

Swept Tennessee in a 3-game series at home	March 29-31, 2013
Swept Tennessee in a 3-game series on the road	May 2-4, 2008
Was swept by Tennessee in a 3-game series at home	May 12-16, 2009
Was swept by Tennessee in a 3-game series on the road	May 5-7, 2000

THE LAST TIME VANDERBILT ...

Defeated a Top 25 ranked team _____ vs. #22 TCU, 4-3 (March 8, 2020)
Defeated a Top 25 ranked team at home _____ vs. #21 Missouri, 7-2 (May 12, 2019)
Defeated a Top 25 ranked team on the road _____ at #6 Louisville, 6-2 (May 7, 2019)
Defeated a Top 25 ranked team at a neutral site _____ vs. #22 TCU, 4-3 (March 8, 2020)
Defeated a Top 25 ranked non-conference team _____ vs. #22 TCU, 4-3 (March 8, 2020)
Defeated a Top 25 ranked non-conference team at home _____ vs. #23 Indiana State, 12-1 (June 2, 2019)
Defeated a Top 25 ranked non-conference team on the road _____ at #6 Louisville, 6-2 (May 7, 2019)

Defeated a Top 20 ranked team _____ vs. #11 Louisville, 3-2 (June 21, 2019)
Defeated a Top 20 ranked team at home _____ vs. #12 Arkansas, 12-2 (April 13, 2019)
Defeated a Top 20 ranked team on the road _____ at #6 Louisville, 6-2 (May 7, 2019)
Defeated a Top 20 ranked team at a neutral site _____ vs. #11 Louisville, 3-2 (June 21, 2019)

Defeated a Top 15 ranked team _____ vs. #11 Louisville, 3-2 (June 21, 2019)
Defeated a Top 15 ranked team at home _____ vs. #12 Arkansas, 12-2 (April 13, 2019)
Defeated a Top 15 ranked team on the road _____ at #6 Louisville, 6-2 (May 7, 2019)
Defeated a Top 15 ranked team at a neutral site _____ vs. #11 Louisville, 3-2 (June 21, 2019)

Defeated a Top 10 ranked team _____ vs. #3 Mississippi State, 6-3 (June 19, 2019)
Defeated a Top 10 ranked team at home _____ vs. #5 Ole Miss, 8-7 (April 15, 2018)
Defeated a Top 10 ranked team on the road _____ at #6 Louisville, 6-2 (May 7, 2019)
Defeated a Top 10 ranked team at a neutral site _____ vs. #3 Mississippi State, 6-3 (June 19, 2019)

Defeated a Top 5 ranked team _____ vs. #3 Mississippi State, 6-3 (June 19, 2019)
Defeated a Top 5 ranked team at home _____ vs. #5 Ole Miss, 8-7 (April 15, 2018)
Defeated a Top 5 ranked team on the road _____ at #4 Georgia, 3-2 -- 11 inn. (April 5, 2019)
Defeated a Top 5 ranked team at a neutral site _____ vs. #3 Mississippi State, 6-3 (June 19, 2019)

Defeated a #1 ranked team _____ vs. #1 Texas A&M, 6-5 (May 25, 2016)
Defeated a #1 ranked team at home _____ vs. #1 Kentucky, 4-3 (April 28, 2012)
Defeated a #1 ranked team on the road _____ at #1 Florida, 5-0 (May 14, 2016)
Defeated a #1 ranked team at a neutral site _____ vs. #1 Texas A&M, 6-5 (May 25, 2016)

Won a series against a Top 25 ranked team _____ vs. #21 Missouri: 5-2, 2-5, 7-2 (May 10-12, 2019)
Won a series against a Top 10 ranked team _____ vs. #5 Ole Miss: 3-11, 8-7, 8-7 (April 13-15, 2018)
Won a series against a Top 25 ranked team at home _____ vs. #21 Missouri: 5-2, 2-5, 7-2 (May 10-12, 2019)
Won a series against a Top 10 ranked team at home _____ vs. #5 Ole Miss: 3-11, 8-7, 8-7 (April 13-15, 2018)
Won a series against a Top 25 ranked team on the road _____ at #19 Miss. St.: 5-0, 10-1, 4-3 (March 16-18, 2018)
Won a series against a Top 10 ranked team on the road _____ at #4 Florida: 0-1, 3-0, 16-2 (May 8-10, 2014)
Swept a series against a Top 25 ranked team _____ vs. #25 Auburn: 12-6, 5-2, 9-5 (April 25-27, 2019)
Swept a series against a Top 10 ranked team _____ 2 games, at #1 Arkansas, 9-0, 13-6 (April 10-11, 2009)
Have not swept a 3-game series in the Tim Corbin era
Played to a tie _____ vs. Alabama, 3-3 - 8 inn. (May 20, 2017)

Hit back-to-back home runs _____ Ty Duvall (grand slam), Julian Infante (solo) - 6th inn. vs. Indiana State (June 2, 2019)
Hit back-to-back HR twice in a game _____ Connor Kaiser (3R), Philip Clarke (solo) - 3rd inn;
Julian Infante (solo), Harrison Ray (solo) - 8th inn at Clemson (June 3, 2018)

Had multiple players hit 2-or-more home runs _____
Stephen Scott (2), Philip Clarke (2), Connor Kaiser (3) at Clemson (June 3, 2018)
Hit 2 or more home runs in an inning _____ 2, 1st inning. vs. Duke (June 9, 2019)
Hit 3 or more home runs in an inning _____ 3, 3rd inning. vs. San Diego (Feb. 21, 2016)
Hit 5 or more home runs in a game _____ 5, vs. Duke (June 9, 2019)
Hit 6 or more home runs in a game _____ 9, vs. #8 Clemson @ NCAA Clemson Regional (June 3, 2018)
Hit 8 or more home runs in a game _____ 9, vs. #8 Clemson @ NCAA Clemson Regional (June 3, 2018)
Hit multiple grand slams in a season _____ 6 (P. Clarke, P. DeMarco, S. Scott, J. Infante, T. Duvall) (2019)
Hit 3 or more grand slams in a season _____ 6 (P. Clarke, P. DeMarco, S. Scott, J. Infante, T. Duvall) (2019)
Hit 4 or more grand slams in a season _____ 6 (P. Clarke, P. DeMarco, S. Scott, J. Infante, T. Duvall) (2019)

Homered in 3 or more consecutive innings _____ 3, vs. Tennessee Tech, 3rd-4th-5th (April 30, 2019)
Homered in 4 or more consecutive innings _____ 4, vs. Clemson, 5th-6th-7th-8th (June 3, 2018)
Homered in 5 or more consecutive games _____ 6 games (May 12-22 2019)
Homered in 8 or more consecutive games _____ 11 games (April 13-May 5, 2019)
Homered in 9 or more consecutive games _____ 11 games (April 13-May 5, 2019)
Homered in 10 or more consecutive games _____ 11 games (April 13-May 5, 2019)

Scored 10 or more runs in 3 consecutive games _____ 3 games (March 22-26, 2019)
Scored 10 or more runs in 4 consecutive games _____ 4 games (April 9-14, 2013)
Scored 10 or more runs in 5 or more consecutive games _____ 6 games (April 22-May 1, 2011)
Scored 15 or more runs in a game _____ 16, at Kentucky, 16-10 (May 16, 2019)
Scored 20 or more runs in a game _____ 22, at South Carolina, 22-11 (May 3, 2019)
Scored 20 or more runs in consecutive games _____
21-10 vs. Tennessee Tech; 22-11 at S. Carolina (April 30; May 3, 2019)

Scored 10 or more runs in a loss _____ 12-14, vs. Arkansas (April 14, 2019)
Scored 15 or more runs in a loss _____ 15-16, 10 inn. - at LSU (May 7, 2010)
Scored 17 or more runs in a loss _____ 17-22, vs. Michigan State (March 20, 1993)
Scored 20 or more runs in a loss _____ Never Happened

Scored 10 or more unanswered runs _____ 18, vs. Middle Tennessee (May 15, 2018)
Scored 15 or more unanswered runs _____ 18, vs. Middle Tennessee (May 15, 2018)
Scored 20 or more unanswered runs _____ 21, vs. Radford @ NCAA Nashville Regional (June 1, 2015)

Scored in 5 consecutive innings _____ 5, (4th-8th inn.) vs. Wright State - Game 1 (Feb. 22, 2021)
Scored in 6 consecutive innings _____ 6, (3rd-8th inn.) vs. Tennessee Tech (April 30, 2019)
Scored 5 or more runs in the first inning _____ 5, vs. Illinois-Chicago (Feb. 22, 2020)
Scored 6 or more runs in the first inning _____ 6, vs. Tennessee Tech (April 30, 2019)
Scored 7 or more runs in the first inning _____ 7, vs. #12 Arkansas (April 13, 2019)
Scored 9 or more runs in the first inning _____ 9, vs. Samford (March 12, 2019)

Scored in the first inning in 4 or more consecutive games _____ 4 games (Feb. 21-25, 2020)
Scored 7 or more runs in an inning _____ 9 (6th inn.), at South Carolina (May 3, 2019)
Scored 10 or more runs in an inning _____ 13 (3rd inn.) vs. Davidson (March 5, 2019)
Scored 14 or more runs in an inning _____ 14 (3rd inn.) vs. Middle Tennessee (May 15, 2018)
Scored 4 or more runs in three diff. innings _____ 7 (4th inn), 9 (6th inn) & 5 (7th inn) at South Carolina (May 3, 2019)
Scored 4 or more runs in three diff. innings in consecutive games _____ 6 (1st inn), 5 (3rd inn) & 4 (4th inn)
vs. Tennessee Tech (April 30, 2019) and 7 (4th inn), 9 (6th inn) & 5 (7th inn) at S. Carolina (May 3, 2019)

Scored 10 or more runs in a road game _____ 12, at Kentucky (May 17, 2019)
Scored 15 or more runs in a road game _____ 16, at Kentucky (May 16, 2019)
Scored 20 or more runs in a road game _____ 22, at South Carolina (May 3, 2019)
Scored 25 or more runs in a road game _____ Never Happened

Allowed 10 or more runs in a loss _____ 18, vs. Duke (June 7, 2019)
Allowed 10 or more runs in a win _____ 10, vs. Ole Miss @ SEC Tournament (May 26, 2019)
Allowed 15 or more runs in a game _____ 18, vs. Duke (June 7, 2019)
Allowed 20 or more runs in a game _____ 20, vs. Florida (April 15, 2017)
Allowed 7 or more runs in an inning _____ 10, 8th inn. vs. Duke (June 7, 2019)
Allowed 10 or more runs in an inning _____ 13, 7th inn. vs. Xavier (June 4, 2016)
Allowed 5 or more runs in the first inning _____ 6, vs. Ole Miss @ SEC Tourney (May 26, 2019)

Overcame a deficit of 4 or more runs in a win _____ 8, vs. Ole Miss @ SEC Tournament (May 26, 2019)
Overcame a deficit of 5 or more runs in a win _____ 8, vs. Ole Miss @ SEC Tournament (May 26, 2019)
Overcame a deficit of 6 or more runs in a win _____ 8, vs. Ole Miss @ SEC Tournament (May 26, 2019)
Overcame a deficit of 7 or more runs in a win _____ 8, vs. Ole Miss @ SEC Tournament (May 26, 2019)
Overcame a deficit of 8 or more runs in a win _____ 8, vs. Ole Miss @ SEC Tournament (May 26, 2019)
Overcame a deficit of 9 or more runs in a win _____ 10, vs. Illinois State (March 1, 2015)

Squandered a lead of 4 or more runs in a loss _____ 4, vs. #12 Arkansas (April 14, 2019)
Squandered a lead of 5 or more runs in a loss _____ 5, at #19 Texas A&M (March 16, 2019)
Squandered a lead of 6 or more runs in a loss _____ 7, vs. South Carolina (April 27, 2018)
Squandered a lead of 7 or more runs in a loss _____ 7, vs. South Carolina (April 27, 2018)

Had 15 or more hits in a game _____ 17, vs. Ole Miss @ SEC Tournament (May 26, 2019)
Had 15 or more hits in a win _____ 17, vs. Ole Miss @ SEC Tournament (May 26, 2019)
Had 18 or more hits in a game _____ 19, at Kentucky (May 16, 2019)
Had 18 or more hits in a win _____ 19, at Kentucky (May 16, 2019)
Had 20 or more hits in a win _____ 21, vs. Tennessee Tech (April 30, 2019)
Had 30 or more hits in a game _____ 30, vs. Alabama (April 17, 1988)
Had 50 or more hits in an SEC series _____ 54, vs. Missouri (April 12-14, 2013)
Had 15 or more hits in a loss _____ 17, vs. Florida (April 15, 2017)

Had 10 or more total bases in a game _____ Stephen Scott (10) at Kentucky (May 16, 2019)
Had 11 or more total bases in a game _____ Connor Kaiser (14) at Clemson (June 3, 2018)

Had at least 15 hits in back-to-back games _____
15, 21, 15 vs. Auburn, Tenn. Tech and at South Carolina (April 27-May 3, 2019)
Had at least 10 hits in 5 or more consecutive games _____ 5 games (April 25-May 3, 2019)
Had at least 10 hits in 6 or more consecutive games _____ 6 games (Feb. 20-March 1, 2019)
Had at least 10 hits in 7 or more consecutive games _____ 7 games (Feb. 18-27, 2018)
Had at least 10 hits in 8 or more consecutive games _____ 8 games (Feb. 27-March 12, 2010)

Had 5 or more doubles in a game _____ 5, vs. Illinois-Chicago (Feb. 22, 2020)
Had 6 or more doubles in a game _____ 6, vs. Davidson (March 5, 2019)
Had 7 or more doubles in a game _____ 8, at Clemson (June 3, 2017)
Allowed 5 or more doubles in a game _____ 6, vs. Arkansas (April 14, 2019)
Allowed 6 or more doubles in a game _____ 6, vs. Arkansas (April 14, 2019)

Had 2 or more triples in a game _____ 2, vs. Wright State - Game 1 (Feb. 22, 2021)
Had 3 or more triples in a game _____ 4, vs. Radford (May 31, 2015)
Had 4 or more triples in a game _____ 4, vs. Radford (May 31, 2015)
Allowed 2 or more triples in a game _____ 2, vs. Duke (June 7, 2019)
Allowed 3 or more triples in a game _____ 3, vs. Texas A&M (April 11, 2014)

THE LAST TIME VANDERBILT ...

Allowed 3 or more home runs in a game _____ 3, by Kentucky (May 19, 2018)
Allowed 4 or more home runs in a game _____ 4, vs. Sam Houston State @ Minute Maid Park (March 2, 2018)
Allowed 5 or more home runs in a game _____ 5, at Auburn (March 27, 2009)

Did not draw a walk in a game _____ vs. #12 Arkansas (April 12, 2019)
Walked 10 or more times in a game _____ 11, at South Carolina (May 3, 2019)
Walked 15 or more times in a game _____ 17, vs. Davidson (March 5, 2019)
Walked 18 or more times in a game _____ 19, vs. Middle Tennessee (May 15, 2018)
Allowed 0 walks in a game _____ vs. Hawaii (Feb. 28, 2020)
Allowed 0 walks in back-to-back games _____ at San Diego, DH (Feb. 20, 2011)
Allowed 10 or more walks in a game _____ 10, vs. Tennessee Tech (April 30, 2019)
Allowed 12 or more walks in a game _____ 12, vs. Austin Peay (Feb. 27, 2019)
Allowed 10-plus walks in back-to-back games _____ 12, vs. Illinois State; 12, vs. Evansville (March 1-3, 2015)

Did not strikeout in a game _____ vs. Tennessee-Martin (Feb. 23, 2005)
Struck out 12 or more times in a game _____ 13, vs. TCU (March 8, 2020)
Struck out 15 or more times in a game _____ 16, vs. Mississippi St. @ Nashville Super Regional (June 10, 2018)
Struck out 15 or more batters in a game _____ 16, vs. Hawaii (Feb. 28, 2020)
Struck out 19 or more batters in a game _____ 19, vs. South Alabama (Feb. 18, 2020)
Struck out 20 or more opposing batters in a game _____ 22, vs. Ole Miss (April 10, 2015)
Struck out 10 or more opposing batters in 5 consecutive games _____ 7 games (Feb. 26-March 7, 2020)
Struck out 10 or more opposing batters in 8 consecutive games _____ 13 games (Feb. 20, 2019-March 10, 2019)

Pitching staff held opponent scoreless for 10 consecutive inn. in a game _____ 11 inn. at Missouri (March 26, 2016)

Had 5 or more hit batters in a game _____ 5, by Arkansas (March 14, 2015)
Had 6 or more hit batters in a game _____ 6, by Rhode Island (March 4, 2012)

Had 5 or more stolen bases in a game _____ 6, vs. Hawaii (March 1, 2020)
Had 6 or more stolen bases in a game _____ 6, vs. Hawaii (March 1, 2020)
Had 7 or more stolen bases in a game _____ 7, vs. UMass-Lowell (Feb. 25, 2018)
Had 8 or more stolen bases in a game _____ 8, vs. UNC-Wilmington (June 1, 2012)

Left 13 or more runners on base _____ 13, vs. UConn (Feb. 15, 2020)
Left 14 or more runners on base _____ 15, vs. #14 Florida (March 22, 2019)
Left 15 or more runners on base _____ 15, vs. #14 Florida (March 22, 2019)
Left 16 or more runners on base _____ 17, vs. Mississippi State @ Nashville Super Regional (June 10, 2018)

Committed 4 or more errors in a game _____ 4, vs. Cal Poly (Feb. 16, 2020)
Committed 5 or more errors in a game _____ 6, at Middle Tennessee (March 22, 2016)
Committed 6 or more errors in a game _____ 6, at Middle Tennessee (March 22, 2016)

Combined for a no-hitter _____ at Western Kentucky (J. Lewis, N. Pilkington, J. Scott, M. Buschmann), May 6, 2003
Combined for a perfect game _____ at Western Kentucky (J. Lewis, N. Pilkington, J. Scott, M. Buschmann), May 6, 2003
Combined on a one-hitter _____ vs. Quinnipiac (T. Ferguson, R. Johnson, M. Ruppenthal, B. Bowden), March 11, 2015
Combined on a two-hitter _____ vs. Wright State - Game 2 (Jack Leiter, Thomas Schultz, Nick Maldonado, Luke Murphy, Ethan Smith) Feb. 22, 2021
Combined on a three-hitter _____ vs. Evansville (Jack Leiter, Michael Doolin, Chris McElvain), Feb. 25, 2020
Was no-hit _____ at Texas A&M (Kyle Simonds, 9.0), May 7, 2016

Started six true freshmen _____ at Auburn (Austin Martin - LF, Philip Clarke - DH, Pat DeMarco - RF, Jayson Gonzalez - SS, Garrett Blaylock - 3B, Mason Hickman - SP), May 6, 2018

HITTING:
Hit an inside-the-park home run _____ Will Toffey vs. Belmont (March 22, 2017)
Hit a pinch-hit home run _____ Walker Grisanti at #4 Georgia (April 5, 2019)
Hit a grand slam _____ Ty Duvall vs. Indiana State (June 2, 2019)
Hit a grand slam on the road _____ Julian Infante at South Carolina (May 3, 2019)

Hit a walk-off home run _____ Isaiah Thomas vs. Hawaii (March 1, 2020)
Hit an extra-inning walk-off home run _____ Isaiah Thomas vs. Hawaii, 11th inning (March 1, 2020)
Hit a postseason walk-off home run _____ JJ Bleday vs. Mississippi State (June 9, 2018)
Had a walk-off base hit _____ Isaiah Thomas vs. Hawaii (March 1, 2020)
Drew a walk-off walk _____ Carter Young vs. TCU (March 8, 2020)

Hit 2 or more home runs in a game _____ Isaiah Thomas (2) vs. Hawaii (March 1, 2020)
Hit 2 or more home runs in an SEC game _____ Stephen Scott (2) at Kentucky (May 16, 2019)
Hit 3 or more home runs in a game _____ Connor Kaiser (3) at Clemson (June 3, 2018)
Hit 2 or more home runs consecutive games _____ Austin Martin (2) vs. Duke + Louisville (June 9-16, 2019)

Homered in consecutive at-bats _____ Austin Martin, 1st inn., 2nd inn. vs. Duke (June 9, 2019)
Homered in consecutive at-bats in an SEC game _____ Stephen Scott, 1st inn., 3rd inn. at Kentucky (May 16, 2019)

Hit for the cycle _____ Clinton Johnston vs. Kentucky (April 28, 1996)
Hit for the cycle in an SEC game _____ Clinton Johnston vs. Kentucky (April 28, 1996)

Had a 20-game hit streak _____ JJ Bleday and Austin Martin, 20 (May 17, 2018-March 1, 2019)
Had a 25-game hit streak _____ Xavier Turner, 27 (March 4-April 22, 2014)
Had a 45-game on-base streak _____ JJ Bleday, 50 (March 19-June 26, 2019)

Had 2 hits in an inning _____ Ethan Paul (1B, 2B) vs. Davidson (March 5, 2019)
Had 5 or more hits in a game _____ Ethan Paul (5) vs. #14 Florida (March 22, 2019)

Had 5 or more RBIs in a game _____ Julian Infante (6) at South Carolina (May 3, 2019)
Had 6 or more RBIs in a game _____ Julian Infante (6) at South Carolina (May 3, 2019)
Had 7 or more RBIs in a game _____ Pat DeMarco (7) vs. Davidson (March 5, 2019)
Had 10 or more RBIs in a game _____ Connor Kaiser (10) at Clemson (June 3, 2018)

Stole home _____ Ethan Paul vs. Auburn (May 19, 2016)
Had a triple steal _____ Ethan Paul (home), Jeren Kendall (3rd), Bryan Reynolds (2nd) vs. Auburn (May 19, 2016)
Had 3 or more stolen bases in a game _____ Austin Martin (3) vs. Presbyterian (Feb. 21, 2018)

PITCHING:
Threw a 9-inning no-hitter _____ Kumar Rocker vs. Duke @ Nashville Super Regional (June 8, 2019)
Doug Wessel vs. Belmont (April 19, 1971)

Struck out 10 or more batters in a game _____ Mason Hickman, 11, vs. Hawaii (Feb. 28, 2020)
Struck out 10 or more batters in an SEC game _____ Kumar Rocker, 10, vs. #25 Auburn (April 26, 2019)
Struck out 12 or more batters in a game _____ Kumar Rocker, 12, vs. Illinois-Chicago (Feb. 22, 2020)
True freshman struck out 10 or more batters in a game _____ Jack Leiter, 12, vs. South Alabama (Feb. 18, 2020)
True freshman struck out 10 or more batters in debut _____ Jack Leiter, 12, vs. South Alabama (Feb. 18, 2020)
True freshman struck out 15 or more batters in a game _____ Kumar Rocker, 19, vs. Duke (June 8, 2019)
Struck out 15 or more batters in a game _____ Kumar Rocker, 19, vs. Duke (June 8, 2019)
Struck out 10 or more batters in consecutive games _____
Mason Hickman (11), Kumar Rocker (12) and Jake Eder (11) vs. Illinois-Chicago (Feb. 21-23, 2020)

Pitched a 7-inning, complete game _____ Mason Hickman vs. LSU (March 25, 2018)
Pitched 9 or more innings _____ 9.0, Kumar Rocker vs. Duke (June 8, 2019)
Pitched 9 or more scoreless innings _____ 9.0, Kumar Rocker vs. Duke (June 8, 2019)
Pitched a 9-inning, complete game _____ 9.0, Kumar Rocker vs. Duke (June 8, 2019)
Pitched a 9-inning, complete-game shutout _____ 9.0, Kumar Rocker vs. Duke (June 8, 2019)
Picked up 10 or more saves in a season _____ 17, Tyler Brown (2019)
Picked up 15 or more saves in a season _____ 17, Tyler Brown (2019)
Picked up win and save on same day _____ Jackson Gillis vs. Ole Miss, Win - Game 1, Save - Game 2 (April 15, 2018)

NUMERICAL ROSTER

No.	Name	Pos.	B/T	Ht.	Wt.	Cl.	Hometown/High School
2	Javier Vaz	IF	L/R	5-9	151	Jr./JC	Huntsville, Ala./Huntsville
3	Cooper Davis	OF	L/R	5-10	190	Sr./3L	Mississauga, Ontario/St. Aloysius Gonzaga
5	C.J. Rodriguez	C	R/R	5-10	200	So./1L	Newport Beach, Calif./Mater Dei
6	Tate Kolwyck	OF	R/R	5-11	195	Jr./2L	Memphis, Tenn./Arlington
8	Isaiah Thomas	OF	R/R	6-3	210	Jr./2L	Palm Beach Gardens, Fla./The Benjamin School
9	Carter Young	IF	S/R	6-0	180	So./1L	Selah, Wash./Selah
10	T.J. McKenzie	OF	R/R	6-1	180	So./1L	Loxahatchee, Fla./The Benjamin School
11	Matt Hogan	OF	L/R	6-0	195	Jr./2L	Melville, N.Y./Half Hollow Hills East
12	Dominic Keegan	UTL	R/R	6-0	210	Jr./2L	Methuen, Mass./Central Catholic
16	Jack Bulger	UTL	R/R	6-0	210	Fr./HS	Bowie, Md./DeMatha Catholic
17	C.J. Pittaro	UTL	L/R	6-1	195	Fr./HS	Hamilton, N.J./Steinert
18	Will Duff	UTL	R/R	5-11	190	So./1L	Springfield, Mo./Springfield Catholic
19	Troy LaNeve	OF	L/R	6-0	210	So./1L	Pittsburgh, Pa./Pine Richland
20	Jack O'Dowd	IF	L/R	6-2	195	Fr./HS	Nashville, Tenn./Lipscomb Academy
21	Calvin Hewett	OF	R/L	6-3	205	Fr./HS	Greenland, N.H./Portsmouth
22	Jack Leiter	RHP	R/L	6-1	205	So./1L	Summit, N.J./Delbarton School
25	Parker Noland	IF	L/R	6-1	200	So./1L	Knoxville, Tenn./Farragut
27	Ethan Smith	RHP	R/R	6-2	205	Jr./2L	Mt. Juliet, Tenn./Mt. Juliet
28	Ryan Stefiuk	LHP	R/L	6-4	210	Fr./HS	Green Bay, Wis./Green Bay Preble
29	Nick Maldonado	RHP	R/R	6-1	205	So./1L	Short Hills, N.J./Seton Hall Prep
30	Nelson Berkwich	LHP	L/L	5-11	190	Fr./HS	Boca Raton, Fla./American Heritage
31	Miles Garrett	RHP	R/R	5-10	165	Fr./HS	Stone Mountain, Ga./Parkview
32	Hugh Fisher	LHP	R/L	6-6	210	Sr./2L	Eads, Tenn./Briarcrest Christian
33	Hunter Owen	LHP	R/L	6-6	240	Fr./HS	South Portland, Maine/South Portland
34	Spencer Jones	UTL	L/L	6-7	225	So./1L	Encinitas, Calif./La Costa Canyon
35	Chris McElvain	RHP	R/R	6-0	205	So./1L	Thompson Station, Tenn./Summit
36	Grayson Moore	OF/RHP	S/R	6-3	190	Fr./HS	Longwood, Fla./Lake Mary
39	Gavin Casas	IF	L/R	6-3	225	Fr./HS	Pembroke Pines, Fla.
40	Sam Hliboki	RHP	L/R	6-3	210	So./1L	Los Angeles, Calif./Harvard Westlake
42	Christian Little	RHP	R/R	6-4	210	Fr./HS	St. Louis, Mo./Christian Brothers College
43	Michael Doolin	RHP	L/R	6-3	220	So./1L	Schererville, Ind./Andrean
44	Donye Evans	RHP	R/R	6-6	220	Fr./HS	Decatur, Ga./Redan
45	Alan Espinal	C	R/R	6-0	190	Fr./HS	Viera, Fla./Viera
46	Gage Bradley	RHP	R/R	6-3	190	Fr./HS	Clarksville, Tenn./Rossview
49	Ryan Keenan	LHP	L/L	5-10	175	So./1L	Lighthouse Point, Fla./Calvary Christian Academy
50	Luke Murphy	RHP	R/R	6-5	190	Jr./1L	Cross Plains, Tenn./East Robertson
51	Enrique Bradfield Jr.	OF	L/L	6-1	160	Fr./HS	Hialeah, Fla./American Heritage
55	Maxwell Romero Jr.	C	L/R	6-0	230	So./1L	Miramar, Fla./Pembroke Pines Charter
66	Thomas Schultz	RHP	R/R	6-6	225	So./1L	Mount Carmel, Pa./Our Lady of Lourdes Regional
77	Brett Hansen	LHP	L/L	6-4	205	Fr./HS	Pleasanton, Calif./Foothill
80	Kumar Rocker	RHP	R/L	6-5	245	Jr./2L	Athens, Ga./North Oconee
88	Patrick Reilly	RHP	R/R	6-3	210	Fr./HS	Sea Girt, N.J./Christian Brothers Academy
99	Jayson Gonzalez	IF	R/R	6-2	220	Sr./3L	Covina, Calif./Bishop Amat

Head Coach: 4 Tim Corbin (Ohio Wesleyan '84) – 19th season at Vanderbilt
Associate Head Coach: 26 Scott Brown (SUNY-Cortland '99)
Assistant Coach: 24 Mike Baxter (Vanderbilt '05)
Volunteer Coach: 1 David Macias (Vanderbilt '08)
Strength and Conditioning Coach: Chris Ham (Illinois '05)
Director of Baseball Operations: Brooks Webb (Birmingham Southern '11)
Internal Operations Coordinator: Casey Stangel (Washington '17)
Athletic Trainer: Chris Matarazzo (Springfield College '12)
Director of Player Development: Brandon Barak (Illinois '12)
Video Coordinator: Josh Ruchotzke (Vanderbilt '17)
Equipment Manager: Kevin Collins (Purdue '15)
Student Managers: Sebastian Baca, William Cegelka, Jackson Kelley, Stephen Phraner, Spencer Pugach

PRONUNCIATION GUIDE

Enrque Bradfield Jr. _____IN-reek-A
Brandon Barak _____BARE-uck
Mater Dei _____mah-tur day
Alan Espinal _____ESS-pen-all
Sam Hliboki _____luh-BO-kee
Tate Kolwyck _____COLE-wick
Troy LaNeve _____luh-neve
Miramar, Fla. _____MEER-uh-mar
Kumar Rocker _____KOO-mar
Josh Ruchotzke _____ruh-CHOT-skee
Ryan Stefiuk _____Steph-fee-uck
Methuen, Mass. _____meth-oo-en

ALPHABETICAL ROSTER

#	Name	Pos.	Yr.
30	Nelson Berkwich	LHP	Fr.
51	Enrique Bradfield Jr.	OF	Fr.
46	Gage Bradley	RHP	Fr.
16	Jack Bulger	UTL	Fr.
39	Gavin Casas	IF	Fr.
3	Cooper Davis	OF	Sr.
43	Michael Doolin	RHP	So.
18	Will Duff	UTL	So.
45	Alan Espinal	C	Fr.
44	Donye Evans	RHP	Fr.
32	Hugh Fisher	LHP	Sr.
31	Miles Garrett	RHP	Fr.
99	Jayson Gonzalez	IF	Sr.
77	Brett Hansen	LHP	Fr.
21	Calvin Hewett	OF	Fr.
40	Sam Hliboki	RHP	So.
11	Matt Hogan	OF	Jr.
34	Spencer Jones	UTL	So.
12	Dominic Keegan	UTL	Jr.
49	Ryan Keenan	LHP	So.
6	Tate Kolwyck	OF	Jr.
19	Troy LaNeve	OF	So.
22	Jack Leiter	RHP	So.
42	Christian Little	RHP	Fr.
29	Nick Maldonado	RHP	So.
35	Chris McElvain	RHP	So.
10	T.J. McKenzie	OF	So.
36	Grayson Moore	OF/RHP	Fr.
50	Luke Murphy	RHP	Jr.
25	Parker Noland	IF	So.
20	Jack O'Dowd	IF	Fr.
33	Hunter Owen	LHP	Fr.
17	C.J. Pittaro	UTL	Fr.
88	Patrick Reilly	RHP	Fr.
80	Kumar Rocker	RHP	Jr.
5	CJ Rodriguez	C	So.
55	Maxwell Romero Jr.	C	So.
66	Thomas Schultz	RHP	So.
27	Ethan Smith	RHP	Jr.
28	Ryan Stefiuk	LHP	Fr.
8	Isaiah Thomas	OF	Jr.
2	Javier Vaz	IF	Jr.
9	Carter Young	IF	So.


EXPERIENCE BREAKDOWN

Seniors (3) _____ Davis, Fisher, Gonzalez
Juniors (8) _____ Hogan, Keegan, Kolwyck, Murphy, Rocker, Smith, Thomas, Vaz
Sophomores (15) _____ Doolin, Duff, Hliboki, Jones, Keenan, Laneve, Leiter, Maldonado, McElvain, McKenzie, Noland, Rodriguez, Romero Jr., Schultz, Young
Freshmen (17) _____Berkwich, Bradfield Jr., Bradley, Bulger, Casas, Espinal, Evans, Garrett, Hansen, Hewett, Little, Moore, O'Dowd, Owen, Pittaro, Reilly, Stefiuk

2021 TV ROSTER



Javier Vaz
Jr. ★ 5-9 ★ 151 ★ L/R
IF ★ Huntsville, Ala.



Cooper Davis
Sr. ★ 5-10 ★ 190 ★ L/R
OF ★ Mississauga, Ontario




CJ Rodriguez
So. ★ 5-10 ★ 200 ★ R/R
C ★ Newport Beach, Calif.




Tate Kolwyck
Jr. ★ 5-11 ★ 195 ★ R/R
IF ★ Memphis, Tenn.




Isaiah Thomas
Jr. ★ 6-3 ★ 210 ★ R/R
OF ★ Palm Beach Gardens, Fla.




Carter Young
So. ★ 6-0 ★ 180 ★ S/R
IF ★ Selah, Wash.




T.J. McKenzie
So. ★ 6-1 ★ 180 ★ R/R
OF ★ Loxahatchee, Fla.




Matt Hogan
Jr. ★ 6-0 ★ 195 ★ L/R
OF ★ Melville, N.Y.



Dominic Keegan
Jr. ★ 6-0 ★ 210 ★ R/R
UTL ★ Methuen, Mass.




Jack Bulger
Fr. ★ 6-0 ★ 210 ★ R/R
UTL ★ Bowie, Md.



C.J. Pittaro
Fr. ★ 6-1 ★ 195 ★ L/R
UTL ★ Hamilton, N.J.




Will Duff
So. ★ 5-11 ★ 190 ★ R/R
UTL ★ Springfield, Mo.



Troy LaNeve
So. ★ 6-0 ★ 210 ★ L/R
OF ★ Pittsburgh, Pa.




Jack O'Dowd
Fr. ★ 6-2 ★ 195 ★ L/R
IF ★ Nashville, Tenn.




Calvin Hewett
Fr. ★ 6-3 ★ 205 ★ R/L
OF ★ Greenland, N.H.




Jack Leiter
So. ★ 6-1 ★ 205 ★ R/R
RHP ★ Summit, N.J.




Parker Noland
Jr. ★ 6-1 ★ 200 ★ L/R
IF ★ Knoxville, Tenn.




Ethan Smith
Jr. ★ 6-2 ★ 205 ★ R/R
RHP ★ Mt. Juliet, Tenn.




Ryan Stefiuk
Fr. ★ 6-4 ★ 210 ★ R/L
LHP ★ Green Bay, Wis.




Nick Maldonado
So. ★ 6-1 ★ 205 ★ R/R
RHP ★ Short Hills, N.J.




Nelson Berkwich
Fr. ★ 5-11 ★ 190 ★ L/L
LHP ★ Boca Raton, Fla.




Miles Garrett
Fr. ★ 5-10 ★ 165 ★ R/R
RHP ★ Stone Mountain, Ga.




Hugh Fisher
Sr. ★ 6-6 ★ 210 ★ R/L
LHP ★ Eads, Tenn.




Hunter Owen
Fr. ★ 6-6 ★ 240 ★ R/L
LHP ★ South Portland, Maine




Spencer Jones
So. ★ 6-7 ★ 225 ★ L/L
UTL ★ Encinitas, Calif.




Chris McElvain
So. ★ 6-0 ★ 205 ★ R/R
RHP ★ Thompson Station, Tenn.




Grayson Moore
Fr. ★ 6-3 ★ 190 ★ S/R
OF/RHP ★ Lake Mary, Fla.




Gavin Casas
Fr. ★ 6-3 ★ 225 ★ L/R
IF ★ Pembroke Pines, Fla.




Sam Hliboki
So. ★ 6-3 ★ 210 ★ L/R
RHP ★ Los Angeles, Calif.




Christian Little
Fr. ★ 6-4 ★ 210 ★ R/R
RHP ★ St. Louis, Mo.




Michael Doolin
So. ★ 6-4 ★ 220 ★ L/R
RHP ★ Schererville, Ind.




Donye Evans
Fr. ★ 6-6 ★ 220 ★ R/R
RHP ★ Decatur, Ga.




Alan Espinal
Fr. ★ 6-0 ★ 190 ★ R/R
C ★ Viera, Fla.




Gage Bradley
Fr. ★ 6-3 ★ 190 ★ R/R
RHP ★ Clarksville, Tenn.




Ryan Keenan
So. ★ 5-10 ★ 175 ★ L/L
LHP ★ Lighthouse Point, Fla.




Luke Murphy
Jr. ★ 6-5 ★ 190 ★ R/R
RHP ★ Cross Plains, Tenn.




Enrique Bradfield Jr.
Fr. ★ 6-1 ★ 160 ★ L/L
OF ★ Hialeah, Fla.



Maxwell Romero Jr.
So. ★ 6-1 ★ 230 ★ L/R
C ★ Miramar, Fla.




Thomas Schultz
So. ★ 6-6 ★ 225 ★ R/R
RHP ★ Mount Carmel, Pa.




Brett Hansen
Fr. ★ 6-4 ★ 205 ★ L/L
LHP ★ Pleasanton, Calif.



Kumar Rocker
Jr. ★ 6-5 ★ 245 ★ R/R
RHP ★ Athens, Ga.



Patrick Reilly
Fr. ★ 6-3 ★ 210 ★ R/R
RHP ★ Sea Girt, N.J.




Jayson Gonzalez
Sr. ★ 6-2 ★ 220 ★ R/R
IF ★ Covina, Calif.




Tim Corbin
Head Coach
19th Season



Scott Brown
Associate Head Coach
9th Season



Mike Baxter
Assistant Coach
4th Season



David Macias
Volunteer Assistant Coach
4th Season