



VANDERBILT®

2021 BASEBALL GAME NOTES



Vanderbilt Athletic Communications ★ 2601 Jess Neely Dr. Nashville, TN 37212
Baseball Contact: Josh Foster ★ Cell: 205.213.5091 ★ Email: joshua.foster@vanderbilt.edu
VUCommodores.com ★ Twitter: @VandyBoys

2021 SCHEDULE/RESULTS

OVERALL: 3-0 | SEC: 0-0 | H: 0-0 | A: 0-0 | N: 0-0

FEBRUARY (3-0)

19	Wright State	Canceled	Nashville, Tenn.
20	Wright State	W, 14-1	Nashville, Tenn.
21	Wright State	W, 1-0	Nashville, Tenn.
24	Western Kentucky	W, 12-1	Nashville, Tenn.
26	Georgia State	4:30 p.m.	Nashville, Tenn.
27	Georgia State	2 p.m.	Nashville, Tenn.
28	Georgia State (DH)	12 p.m.	Nashville, Tenn.

MARCH

5	Illinois-Chicago	4:30 p.m.	Nashville, Tenn.
6	Illinois-Chicago	2 p.m.	Nashville, Tenn.
7	Illinois-Chicago	1 p.m.	Nashville, Tenn.
9	Memphis	4:30 p.m.	Nashville, Tenn.
12	at Oklahoma State	6 p.m.	Stillwater, Okla.
13	at Oklahoma State	6 p.m.	Stillwater, Okla.
14	at Oklahoma State	1 p.m.	Stillwater, Okla.
16	Belmont	6:30 p.m.	Nashville, Tenn.
19	South Carolina*	6:30 p.m.	Nashville, Tenn.
20	South Carolina*	11 a.m.	Nashville, Tenn.
21	South Carolina*	1 p.m.	Nashville, Tenn.
23	Lipscomb	6 p.m.	Nashville, Tenn.
25	at Missouri*	6:30 p.m.	Columbia, Mo.
26	at Missouri*	6:30 p.m.	Columbia, Mo.
27	at Missouri*	2 p.m.	Columbia, Mo.
30	Tennessee Tech	6:30 p.m.	Nashville, Tenn.

APRIL

1	at LSU*	6:30 p.m.	Baton Rouge, La.
2	at LSU*	8 p.m.	Baton Rouge, La.
3	at LSU*	2 p.m.	Baton Rouge, La.
6	UT-Martin	6:30 p.m.	Nashville, Tenn.
8	Georgia*	6 p.m.	Nashville, Tenn.
9	Georgia*	6:30 p.m.	Nashville, Tenn.
10	Georgia*	2 p.m.	Nashville, Tenn.
13	Eastern Kentucky	6:30 p.m.	Nashville, Tenn.
16	at Tennessee*	6:30 p.m.	Knoxville, Tenn.
17	at Tennessee*	3 p.m.	Knoxville, Tenn.
18	at Tennessee*	1:30 p.m.	Knoxville, Tenn.
20	Austin Peay	6:30 p.m.	Nashville, Tenn.
23	Mississippi State*	7 p.m.	Nashville, Tenn.
24	Mississippi State*	7 p.m.	Nashville, Tenn.
25	Mississippi State*	1 p.m.	Nashville, Tenn.
30	at Florida*	6 p.m.	Gainesville, Fla.

MAY

1	at Florida*	5:30 p.m.	Gainesville, Fla.
2	at Florida*	2 p.m.	Gainesville, Fla.
4	at Louisville	6 p.m.	Louisville, Ky.
7	Alabama*	6:30 p.m.	Nashville, Tenn.
8	Alabama*	2 p.m.	Nashville, Tenn.
9	Alabama*	1 p.m.	Nashville, Tenn.
11	North Alabama	6:30 p.m.	Nashville, Tenn.
14	at Ole Miss*	6 p.m.	Oxford, Miss.
15	at Ole Miss*	4 p.m.	Oxford, Miss.
16	at Ole Miss*	1:30 p.m.	Oxford, Miss.
18	Florida International	6:30 p.m.	Nashville, Tenn.
20	Kentucky*	6:30 p.m.	Nashville, Tenn.
21	Kentucky*	6:30 p.m.	Nashville, Tenn.
22	Kentucky*	2 p.m.	Nashville, Tenn.
25-30	SEC Tournament%	TBA	Hoover, Ala.

JUNE

3-6	NCAA Regionals	TBA	TBD
10-13	NCAA Super Regionals	TBA	TBD
18-25	College World Series+	TBA	Omaha, Neb.

* Southeastern Conference game
% Hoover Met Stadium
+ TD Ameritrade Park

GAMES 4-7



VANDERBILT

Record: 3-0 Overall, 0-0 SEC
Home / Away / Neutral: 0-0 / 0-0 / 0-0
Rankings: D1: 3 | NCBWA: 3 | Coaches: 3
BA: 3 | CB: 2 | PG: 6
Head Coach: Tim Corbin
Career Record: 862-497-1 (24th)
Record at Vanderbilt: 756-359-1 (19th)



GEORGIA STATE

Record: 2-3 Overall, 0-0 Sun Belt
Home / Away / Neutral: 0-0 / 0-0 / 0-0
Rankings: D1: -- | NCBWA: -- | Coaches: --
BA: -- | CB: -- | PG: --
Head Coach: Brad Stromdahl
Career Record: 339-114 (9th)
Record at Georgia State: 11-10 (2nd)

NO. 3 VANDERBILT COMMODORES (3-0) vs. GEORGIA STATE (2-3)

Feb. 26-28, 2021 ★ Nashville, Tenn. ★ Hawkins Field (3,626)

TRENDING: Vanderbilt opened the season with a pair of wins over Wright State in Monday's doubleheader, before defeating Western Kentucky in Wednesday's midweek.

- ★ The Commodores are off to their best start since 2016, when the squad began the campaign 8-0.
- ★ Vanderbilt comes into Friday's matchup riding a five-game winning streak, dating back to last season.

WORKING FROM HOME: The Commodores have opened the season at home for just the second time in the past five seasons and the first time since 2018. Vanderbilt has been tough to beat at Hawkins Field since the facility opened its gates in 2002.

- ★ Vanderbilt 483-166-1 (.744) all-time at Hawkins Field including a 375-107-1 (.777) mark since 2007.
- ★ Against nonconference opponents at the facility, Vanderbilt is 284-52 (.845). Since 2007 at home vs. nonconference teams, the Dores are 218-35 (.862).
- ★ The Dores have won their last 11 regular season home series, including two series in 2020 and eight in 2019. Vandy has won 57-of-69 three-game sets at The Hawk since 2011.
- ★ Opening weekend marked the beginning of a 12-game homestand to open the season.
- ★ The Commodores are scheduled for 34 home games during the regular season this year, which would mark the most since 2016, when the program played 36 home games.

LATE START: Due to inclement weather and snow accumulation in the Nashville area, Vanderbilt's season opener was delayed until Monday, Feb. 22. The Commodores matched up with Wright State in a doubleheader.

- ★ Sunday's season opener marked the latest that Vanderbilt has opened a season since 2008, when the Commodores began the campaign on Feb. 22, against Oregon State.

PRESEASON ALL-AMERICA: Four different Commodores were named to various preseason All-America teams, headlined by junior **Kumar Rocker** and sophomore **Jack Leiter**, who were named All-Americans by five different publications.

- ★ Rocker and Leiter both received first team All-America honors from Collegiate Baseball, Baseball America, D1Baseball and NCBWA, while Perfect Game tabbed Rocker to its first team and Leiter to its second team.
- ★ The duo of **Spencer Jones** and **Isaiah Thomas** joined Rocker and Leiter on Baseball America's list, as Jones was tabbed as a second team utility player and Thomas was recognized as a third team outfielder.
- ★ Vanderbilt matched a national best with four student-athletes recognized by Baseball America, joining Louisville as the only program to do so.
- ★ The Commodores also joined Miami as the only school to boast multiple first-team selections.

OPENING WEEKEND SUCCESS: A closer look at Vanderbilt's success on opening weekend.

- ★ Since 2003, the Commodores own a record of 39-16 (.709) on opening weekend.
- ★ Vanderbilt has won its last seven series on opening week-end when facing a single opponent, dating back to 2013.
- ★ The Dores are 19-3 in home matchups on opening week-end under head coach Tim Corbin.

SERIES HISTORY: Friday's series opener will mark just the third time that Vanderbilt and Georgia State have met in the all-time history between the two programs.

- ★ The Commodores own a 2-0 record in the all-time series with the Panthers, with both matchups coming in 1967.

IMMEDIATE IMPACT: The Vanderbilt freshmen have made an immediate impact on the field throughout the team's first three games.

- ★ Twelve of the team's 17 freshmen have seen action thus far, including the trio of Jack Bulger, Enrique Bradfield Jr. and Christian Little, who have earned at least one start.
- ★ The trio of Bulger, Bradfield Jr. and C.J. Pittaro have each recorded at least one hit and one RBI across the first three contests.
- ★ Five Commodore arms made their collegiate debut in Wednesday's matchup with Western Kentucky, including Christian Little, Hunter Owen, Miles Garrett, Grayson Moore and Patrick Reilly.

A LITTLE EARLY: Vanderbilt added a younger face to the incoming freshman class, as freshman **Christian Little** joined the Commodores this January as an early-enrollee.

- ★ The 17-year old was rated the fifth-best right-hander in the 2021 recruiting class by Perfect Game. Little picked up his first career win in Wednesday's matchup with Western Kentucky.

THE STREAK CONTINUES: Vanderbilt's stretch of 14 consecutive NCAA Tournament appearances (2006-19) under head coach **Tim Corbin** is tied for the longest streak by a head coach in SEC history.

★ Coach	Streak	Start-End
Tim Corbin	14	2006-present
Dave Van Horn (Ark.)	14	2003-2015
Skip Bertman (LSU)	13	1989-2001
Rob Childress (A&M)	13	2007-present
Ray Tanner (USC)	13	2000-2012
Kevin O'Sullivan (UF)	12	2008-present

MAJOR LEAGUE DORES: Eleven former student-athletes made an MLB appearance in 2020, a mark that tied for third in the nation.

- ★ The Commodores had seven former student-athletes named to playoff rosters, which was a mark that led the nation.
- ★ Former standout Walker Buehler helped the Los Angeles Dodgers to the 2020 World Series title with a dominant start in Game 3.

School	#
1. Virginia	14
2. Cal State Fullerton	13
3. Vanderbilt	11
South Carolina	11
LSU	11

TV SLATE SET: Vanderbilt is set to appear on national television 11 times across the spring -- a total that is tied for the most in the SEC.

- ★ The Commodores will appear on national television at least once each weekend across their first seven SEC series.
- ★ Vanderbilt will be featured on SEC Network six times throughout the 2021 season, ESPNU four times and ESPN2 once. The Commodores' contest on ESPN2 marks the only regular-season SEC game that will appear the network.

DOM-INANT: Junior Dominic Keegan has been swinging a hot bat through the first three games. The Commodore first-baseman leads the team with five RBI, while batting a team-high tying .556 (5-9).

- ★ Keegan finished Wednesday's matchup a perfect 3-for-3, with each of hits going for extra bases.
- ★ The Methuen, Mass., native connected on his first career home run, with a three-run shot to deep center field.

PITCHING PROWESS: The Vanderbilt pitching staff has been impressive throughout the first three games, allowing just two runs (one unearned) across 27.0 innings of action.

- ★ The Commodore arms have combined for 42 strikeouts so far, averaging 14.0 per nine innings.
- ★ Vanderbilt's two runs allowed through three games is the fewest since 1972 (two allowed through first four games).

STATISTICALLY SPEAKING: The Commodores ranked among the tops in the nation and the SEC across multiple statistical categories:

Statistic	National Rank	SEC Rank	Value
Batting Avg.	15th	3rd	.333
ERA	3rd	1st	0.33
Hits allowed/9 inn.	4th	1st	4.00
Slugging Pct.	12th	4th	.581
Strikeouts/9 inn.	10th	4th	14.00
WHIP	5th	1st	0.81

SEC FAVORITES: Vanderbilt was picked to finish second in the SEC East in the conference's preseason coaches poll. The Commodores garnered 79 total points, good for second-most in the conference behind Florida, who tallied 91 points.

- ★ Twelve of the league's 14 coaches chose the Gators as the conference's preseason favorite, while Mississippi State and Vanderbilt received one vote apiece.
- ★ The duo of Kumar Rocker and Jack Leiter were named Preseason All-SEC, as Rocker was named to the first team and Leiter was tabbed to the second team.

WHAT'S NEXT: Following the four-game set with the Panthers, the Commodores will take the upcoming week off before continuing their homestand next weekend with a weekend matchup with Illinois-Chicago.

- ★ The Commodores will head to Stillwater, Oklahoma, March 12-14 for their first road trip to face Oklahoma State for a three-game series.

VANDERBILT RECORD WHEN ...

	2021
SEC Standing	
SEC East Standing	
Home/Road/Neutral	3-0/0-0/0-0
Day/Night	3-0/0-0
vs. RH/LH starters	3-0/0-0
Leading after 6 innings	3-0
Tied after 6 innings	0-0
Trailing after 6 innings	0-0
Leading after 7 innings	3-0
Tied after 7 innings	0-0
Trailing after 7 innings	0-0
Leading after 8 innings	3-0
Tied after 8 innings	0-0
Trailing after 8 innings	0-0
Vanderbilt scores first	3-0
Opponents score first	0-0
Shutouts	1-0
Scoring less than 3 runs	1-0
Scoring 3 to 5 runs	0-0
Scoring 6 or more runs	2-0
Vanderbilt hits HR/hit 0 HR	2-0/1-0
1-run/2-run games	1-0/0-0
Walk-offs	0-0
Extra innings (home/road/neutral)	0-0/0-0/0-0
Series openers/finales	1-0/1-0
Series W-L (home)	1-0
Series W-L (road)	0-0
Series W-L (neutral)	0-0
Series W-L (total)	1-0
Three-game sweeps (home/road)	0-0/0-0
Come-from-behind-wins	0

UPCOMING CAREER MILESTONES

Kumar Rocker	175 Strikeouts (150)
Kumar Rocker	20 Victories (15)
Ethan Smith	10 Victories (7)

2021 TEAM LEADERS

Batting	
Hits	Isaiah Thomas (6)
Doubles	Dominic Keegan (3)
Triples	Four players (1)
HR	Three players (1)
RBI	Dominic Keegan (5)
Runs	Three players (4)
SB	Enrique Bradfield Jr. (1)
BB	Dominic Keegan/Carter Young (2)
AVG	Jayson Gonzalez/Dominic Keegan (.556)
OBP	Jayson Gonzalez/Dominic Keegan (1.444)
SLG	Dominic Keegan (1.444)

Pitching	
ERA (reliever)	Ten players (0.00)
ERA (starter)	Three players (0.00)
Wins	Three players (1)
Saves	Chris McElvain/Ethan Smith (1)
Appearances	14 players (1)
Starts	Three players (1)
Innings (reliever)	Chris McElvain (3.0)
Innings (starter)	Jack Leiter (5.0)
Strikeouts (reliever)	Chris McElvain (5)
Strikeouts (starter)	Kumar Rocker/Jack Leiter (8)

VANDERBILT IN THE NATIONAL RANKINGS						
DATE	BA	NCBWA	CB	USA	D1	PG
Preseason	6	3	2	3	4	6
Feb. 22	3	3	2	3	3	6
March 1						
March 8						
March 15						
March 22						
March 29						
April 5						
April 12						
April 19						
April 26						
May 3						
May 10						
May 17						
May 24						
May 31						
June 7						
June 14						
FINAL						
*For consistency, Vanderbilt uses the D1Baseball.com (D1) poll as its primary ranking.						

PROBABLE PITCHING MATCHUP			
DATE	OPPONENT	VANDERBILT STARTER	OPPOSING STARTER
February 26	Georgia State	RHP Thomas Schultz (0-0, 0.00 ERA)	RHP Ryan Watson (0-0, 3.60 ERA)
February 27	Georgia State	TBA	LHP Seth Clark (0-0, 4.50 ERA)
February 28	Georgia State	TBA	TBA
February 28	Georgia State	TBA	TBA

SEASON HIGHS AND LOWS

TEAM BATTING

Most runs, game _____ 14, vs. Wright State - Game 1 (2/22/21)
 Most runs, inning _____ 6, 8th inn., vs. Wright State - Game 1 (2/22/21)
 Most hits, game _____ 14, vs. Wright State - Game 1 (2/22/21)
 Most hits, inning _____ 4, 8th inn., vs. Wright State - Game 1 (2/22/21)
 Fewest hits, game _____ 8, vs. Wright State - Game 2 (2/22/21)
 Most doubles, game _____ 4, 2x, last vs. Western Kentucky (2/24/21)
 Most triples, game _____ 2, vs. Wright State - Game 1 (2/22/21)
 Most home runs, game _____ 2, vs. Wright State - Game 1 (2/22/21)
 Most home runs, inning _____ 1, 3rd inn., vs. Western Kentucky (2/24/21)
 Most extra-base hits _____ 8, vs. Wright State - Game 1 (2/22/21)
 Most stolen bases, game _____ 1, vs. Wright State - Game 1 (2/22/21)
 Most walks, game _____ 4, vs. Western Kentucky (2/24/21)
 Most strikeouts, game _____ 12, vs. Western Kentucky (2/24/21)
 Most hit by pitch, game _____ 3, vs. Wright State - Game 1 (2/22/21)
 Most left on base _____ 8, vs. Western Kentucky (2/24/21)

INDIVIDUAL BATTING

Most hits _____ 3, 3x, last Dominic Keegan vs. Western Kentucky (2/24/21)
 Most runs _____ 3, 2x, last Dominic Keegan vs. Western Kentucky (2/24/21)
 Most doubles _____ 2, 2x, last Dominic Keegan vs. Western Kentucky (2/24/21)
 Most triples _____ 1, 4x, last Tate Kolwyck vs. Western Kentucky (2/24/21)
 Most home runs _____ 1, 3x, last Dominic Keegan vs. Western Kentucky (2/24/21)
 Most extra-base hits _____ 3, Dominic Keegan vs. Western Kentucky (2/24/21)
 Most total bases _____ 8, 2x, last Dominic Keegan vs. Western Kentucky (2/24/21)
 Most RBIs _____ 3, 3x, last Dominic Keegan vs. Western Kentucky (2/24/21)
 Most stolen bases _____ 1, Enrique Bradfield Jr. vs. Wright State - Game 1 (2/22/21)
 Most walks _____ 1, 9x, last four players vs. Western Kentucky (2/24/21)
 Most strikeouts _____ 3, CJ Rodriguez vs. Wright State - Game 1 (2/22/21)
 Longest hitting streak _____ 3 games, five players (2/22-present)

TEAM PITCHING

Most walks _____ 5, vs. Wright State - Game 1 (2/22/21)
 Fewest walks _____ 2, vs. Western Kentucky (2/24/21)
 Most runs allowed, game _____ 1, 2x, last vs. Western Kentucky (2/24/21)
 Most runs allowed, inning _____ 1, 2x, last 3rd inn. vs. Western Kentucky (2/24/21)
 Most hits allowed, game _____ 5, 2x, last vs. Western Kentucky (2/24/21)
 Most hits allowed, inning _____ 2, 8th inn. vs. Wright State - Game 1 (2/22/21)
 Fewest hits allowed, game _____ 2, vs. Wright State - Game 2 (2/22/21)
 Most home runs allowed, game _____ N/A
 Most consecutive scoreless inn. _____ 11 innings (2/22-2/24/21)

INDIVIDUAL PITCHING

Most innings pitched, starter _____ 5.0, Jack Leiter vs. Wright State - Game 2 (2/22/21)
 Fewest innings pitched, starter _____ 3.0, Christian Little vs. Western Kentucky (2/24/21)
 Most innings pitched, reliever _____ 3.0, Chris McElvain vs. Wright State - Game 1 (2/22/21)
 Most strikeouts, starter _____ 8, 2x, last Jack Leiter vs. Wright State - Game 2 (2/22/21)
 Most strikeouts, reliever _____ 5, Chris McElvain vs. Wright State - Game 1 (2/22/21)
 Most walks allowed _____ 3, Kumar Rocker vs. Wright State - Game 1 (2/22/21)
 Most runs allowed _____ 1, 2x, last Christian Little vs. Western Kentucky (2/24/21)
 Most earned runs allowed _____ 1, Chris McElvain vs. Wright State - Game 1 (2/22/21)
 Most hits allowed _____ 3, Christian Little vs. Western Kentucky (2/24/21)
 Fewest hits allowed, CG _____ N/A
 Most home runs allowed _____ N/A
 Most pitches thrown _____ 69, Jack Leiter vs. Wright State - Game 2 (2/22/21)

MISCELLANEOUS TEAM

Longest winning streak _____ 3 games, 2/22-present
 Longest losing streak _____ N/A
 Most games over .500 _____ 3 games, last 2/24/21
 Most games under .500 _____
 Longest game, innings _____ 9 inn., last vs. Western Kentucky (2/24/21)
 Longest game, time _____ 3:20 vs. Wright State - Game 1 (2/22/21)
 Shortest game, time _____ 2:32 vs. Western Kentucky (2/24/21)
 Largest crowd, Hawkins Field _____ 178, vs. Wright State - Game 2 (2/22/21)
 Smallest crowd, Hawkins Field _____ 140, vs. Western Kentucky (2/24/21)
 Largest crowd, road _____ N/A
 Smallest crowd, road _____ N/A
 Largest winning margin _____ 13 runs, vs. Wright State - Game 1 (2/22/21)
 Largest losing margin _____ N/A
 Largest deficit overcome to win _____ N/A
 Largest lead relinquished to lose _____ N/A
 Most double plays turned _____ 3, vs. Western Kentucky (2/24/21)
 Most double plays turned by opponent _____ 2, vs. Wright State - Game 1 (2/22/21)
 Most errors _____ 2, vs. Wright State - Game 1 (2/22/21)
 Most errors by an opponent _____ 2, vs. Western Kentucky (2/24/21)
 Most stolen bases by an opponent _____ N/A

HOME RUN NOTES

HOMERS AT HOME: 2
HOMERS ON THE ROAD: 0

SOLO HOMERS: 1
2-RUN HOMERS: 1

3-RUN HOMERS: 1
GRAND SLAMS: 0

2-HOME RUN GAMES BY VANDERBILT

Last: Isaiah Thomas, 3/1/20 vs. Hawaii

3-HOME RUN GAMES BY VANDERBILT (0 IN 2019)

Last: Connor Kaiser, 6/3/18 at Clemson

PINCH-HIT HOME RUNS BY VANDERBILT (2 IN 2019)

Last: Walker Grisanti, 4/5/19 at Georgia

GRAND SLAMS BY VANDERBILT (6 IN 2019)

Last: Ty Duvall, 6/2/19 vs. Indiana State

FIRST-INNING LEADOFF HOME RUNS BY VANDERBILT (3 IN 2019)

Last: Austin Martin, 6/16/19 vs. Louisville

WALK-OFF HOME RUNS (0 IN 2019)

Last: JJ Bleday, 6/9/18 vs. Mississippi State, 11th inning

INSIDE-THE-PARK HOME RUNS BY VANDERBILT (0 IN 2019)

Last: Will Toffey, 3/22/17 vs. Belmont

BACK-TO-BACK HOME RUNS BY VANDERBILT (4 IN 2019)

Last: Ty Duvall, Julian Infante, 6/2/19 vs. Indiana State, 6th inning

STUDENT-ATHLETE NOTES (BATTING)

51 ★ Enrique Bradfield Jr., OF L/L 6-1 160 lbs. Fr. Hialeah, Fla.

Year	avg	gp-gs	ab	r	h	2b	3b	hr	rbi	tb	slg%	bb	hbp	so	gdp	obp%	sf	sh	sb-att	po	a	e	fld%
2021	.500	3-3	10	3	5	1	0	0	3	6	.600	1	0	2	0	.545	0	0	1-1	6	0	0	1.000
TOTAL	.500	3-3	10	3	5	1	0	0	3	6	.600	1	0	2	0	.545	0	0	1-1	6	0	0	1.000

- ★ Florida's fourth-best outfielder and 11th-rated overall prospect
- ★ .367 average, one home run, 10 RBI, five stolen bases and nine runs scored across shortened senior season
- ★ Two-time all-district honoree
- ★ 2018 First Team All-America
- ★ Led American Heritage to back-to-back 6A District Championships in 2018 and 2019
- ★ Father was a member of the baseball team at St. Thomas University (1989-93)
- ★ Enjoys watching UFC and playing video games

16 ★ Jack Bulger, UTL R/R 6-0 210 lbs. Fr. Bowie, Md.

Year	avg	gp-gs	ab	r	h	2b	3b	hr	rbi	tb	slg%	bb	hbp	so	gdp	obp%	sf	sh	sb-att	po	a	e	fld%
2021	.091	3-2	11	1	1	0	0	0	2	1	.091	0	0	2	1	.091	0	0	0-0	0	0	0	.000
TOTAL	.091	3-2	11	1	1	0	0	0	2	1	.091	0	0	2	1	.091	0	0	0-0	0	0	0	.000

- ★ Nation's fourth-ranked catcher by Perfect Game
- ★ Maryland's top-ranked catcher and player in the state
- ★ Two-time Gatorade State Player of the Year in Maryland
- ★ 2019 Perfect Game All-American Classic participant
- ★ Member of 18U USA National Team
- ★ .545 average, five home runs and 25 stolen bases as a junior
- ★ Enjoys fishing

39 ★ Gavin Casas, IF L/R 6-3 225 lbs. Fr. Pembroke Pines, Fla.

Year	avg	gp-gs	ab	r	h	2b	3b	hr	rbi	tb	slg%	bb	hbp	so	gdp	obp%	sf	sh	sb-att	po	a	e	fld%
2021	.000	2-0	2	0	0	0	0	0	0	0	.000	0	0	0	0	.000	0	0	0-0	1	0	0	1.000
TOTAL	.000	2-0	2	0	0	0	0	0	0	0	.000	0	0	0	0	.000	0	0	0-0	1	0	0	1.000

- ★ Nation's fifth-ranked first baseman by Perfect Game
- ★ Florida's top-ranked first baseman and 45th-rated overall prospect
- ★ .500 average, five doubles, three home runs and eight RBI across shortened senior season
- ★ 13 doubles and four round-trippers as a junior at American Heritage
- ★ Two-time First Team All-America
- ★ Brother, Triston Casas, was drafted in the first round of the 2018 MLB Draft by the Boston Red Sox
- ★ Enjoys cooking

3 ★ Cooper Davis, OF L/R 5-10 190 lbs. Sr. Mississauga, Ontario

Year	avg	gp-gs	ab	r	h	2b	3b	hr	rbi	tb	slg%	bb	hbp	so	gdp	obp%	sf	sh	sb-att	po	a	e	fld%
2018	.182	9-3	11	3	2	0	0	0	4	2	.182	2	0	1	0	.286	1	0	1-1	3	0	0	1.000
2019	.331	35-31	121	40	7	2	0	0	19	51	.421	23	1	19	4	.441	0	5	6-7	53	1	0	1.000
2020	.348	18-17	69	14	24	2	2	0	5	30	.435	7	1	10	0	.416	0	2	5-5	29	1	2	.938
2021	.000	1-1	1	0	0	0	0	0	0	0	.000	0	0	1	0	.000	0	0	0-0	0	0	0	.000
TOTAL	.327	63-52	202	43	66	9	4	0	28	83	.411	32	2	31	4	.422	1	7	12-13	85	2	2	.978

- ★ Reached base in 16 of 18 games in 2020
- ★ Team-high 24 hits and two triples
- ★ 14-game reached-base streak and nine-game hitting streak to open last season
- ★ Canadian Junior National U18 Team member in 2015, 2016 and 2017
- ★ 2016 Canadian National U15 Championship MVP
- ★ 25th-round draft pick of the Toronto Blue Jays in the 2017 MLB draft
- ★ Sociology major

STUDENT-ATHLETE NOTES (BATTING)

18 ★ Will Duff, UTL						R/R			5-11		190 lbs.		So.		Springfield, Mo.									
Year	avg	gp-gs	ab	r	h	2b	3b	hr	rbi	tb	slg%	bb	hbp	so	gdp	obp%	sf	sh	sb-att	po	a	e	fld%	
2020	.267	10-2	15	2	4	1	0	0	3	5	.333	1	1	5	0	.333	1	1	1-1	1	1	0	1.000	
TOTAL	.267	10-2	15	2	4	1	0	0	3	5	.333	1	1	5	0	.333	1	1	1-1	1	1	0	1.000	

- ★ Appeared in 10 games and made two starts in 2020
- ★ Recorded two multi-hit games, coming against Illinois-Chicago (Feb. 23) and Hawaii (March 1)
- ★ 2019 ABCA/Rawlings All-America third team
- ★ 2019 Lead Off Club Howard Offensive Player of the Year
- ★ Batted .451 with a 1.680 OPS as a senior at Springfield Catholic
- ★ National Honor Society member who graduated top 10 in his class

45 ★ Alan Espinal, C			R/R					6-0		190 lbs.		Fr.		Viera, Fla.									
Year	avg	gp-gs	ab	r	h	2b	3b	hr	rbi	tb	slg%	bb	hbp	so	gdp	obp%	sf	sh	sb-att	po	a	e	fld%
2021	.000	1-0	1	0	0	0	0	0	0	0	.000	0	0	0	0	.000	0	0	0-0	3	0	0	1.000
TOTAL	.000	1-0	1	0	0	0	0	0	0	0	.000	0	0	0	0	.000	0	0	0-0	3	0	0	1.000

- ★ Florida's eighth-ranked catcher and 61st-rated overall prospect
- ★ .380 average, six doubles, two triples 12 RBI across his shortened senior campaign
- ★ Two-time all-conference honoree at Viera High School
- ★ Other brother, Dilan, is a member of the baseball team at Alabama State University
- ★ Enjoys playing volleyball

99 ★ Jayson Gonzalez, IF										R/R		6-2		220 lbs.		Sr.		Covina, Calif									
Year	avg	gp-gs	ab	r	h	2b	3b	hr	rbi	tb	slg%	bb	hbp	so	gdp	obp%	sf	sh	sb-att	po	a	e	fld%				
2018	.225	44-39	138	21	31	3	0	5	28	49	.355	11	1	56	4	.287	0	0	1-1	13	51	9	.877				
2019	.357	25-13	56	14	20	2	0	1	10	25	.446	11	1	21	1	.471	0	0	2-2	8	21	5	.853				
2021	.556	3-3	9	2	5	0	0	1	3	8	.889	1	1	3	0	.636	0	0	0-0	2	1	1	.750				
TOTAL	.276	72-55	203	37	56	5	0	7	41	82	.404	23	3	80	5	.358	0	0	3-3	23	73	15	.865				

- ★ Made 25 appearances and 13 starts at third base as a sophomore
- ★ Team-high .357 average among reserves with 50-plus at-bats in 2019
- ★ Totaled 25 bases in 25 games while posting a .471 on-base percentage with 11 walks
- ★ 39 starts in 44 appearances, batting .225 with 28 RBI and 21 runs as a freshman
- ★ SEC Freshman of the Week after hitting .364 with five RBI (March 12, 2018)
- ★ Sister, Lexi Gonzalez, played softball at Cal-State Fullerton and Puerto Rican National Team
- ★ Human and organizational development major

21 ★ Calvin Hewett, OF					R/L				6-3		205 lbs.		Fr.		Greenland, N.H.									
Year	avg	gp-gs	ab	r	h	2b	3b	hr	rbi	tb	slg%	bb	hbp	so	gdp	obp%	sf	sh	sb-att	po	a	e	fld%	
2021	.000	3-0	0	2	0	0	0	0	0	0	.000	0	2	0	0	1.000	0	0	0-0	1	0	0	1.000	
TOTAL	.000	3-0	0	2	0	0	0	0	0	0	.000	0	2	0	0	1.000	0	0	0-0	1	0	0	1.000	

- ★ New Hampshire's top-ranked outfielder and second-rated overall prospect
- ★ .331 average, 42 RBI and 59 runs scored across his high school career at Portsmouth
- ★ Led Portsmouth to a state championship twice across his three seasons
- ★ Multi-sport athlete who won three state titles with the basketball team
- ★ Dad competed at Boston College on the swim team

11 ★ Matt Hogan, OF				L/R				6-0		195 lbs.		Jr.		Melville, N.Y.									
Year	avg	gp-gs	ab	r	h	2b	3b	hr	rbi	tb	slg%	bb	hbp	so	gdp	obp%	sf	sh	sb-att	po	a	e	fld%
2019	.000	4-0	4	1	0	0	0	0	0	0	.000	1	0	2	0	.200	0	0	0-0	0	0	0	.000
2020	.000	6-0	2	0	0	0	0	0	0	0	.000	0	0	2	0	.000	0	0	0-0	2	0	1	.667
TOTAL	.000	10-0	6	1	0	0	0	0	0	0	.000	1	0	4	0	.143	0	0	0-0	2	0	1	.667

- ★ Made six appearances off the bench in 2020
- ★ Made four appearances as a freshman, appearing in the outfield in three of his four games
- ★ Scored his first career run in a pinch-hit opportunity against Davidson (March 5)
- ★ Three-year captain at Half Hollow Hills East
- ★ Communication studies major

STUDENT-ATHLETE NOTES (BATTING)

34 ★ Spencer Jones, UTL										L/L		6-7		225 lbs.		So.		Encitas, Calif.							
Year	avg	gp-gs	ab	r	h	2b	3b	hr	rbi	tb	slg%	bb	hbp	so	gdp	obp%	sf	sh	sb-att	po	a	e	fld%		
2020	.206	14-8	34	8	7	4	0	0	3	11	.324	4	3	7	0	.333	1	0	1-1	31	0	3	.912		
TOTAL	.206	14-8	34	8	7	4	0	0	3	11	.324	4	3	7	0	.333	1	0	1-1	31	0	3	.912		

- ★ Second Team Preseason All-America by Baseball America as a utility player
- ★ Appeared in 14 games and made eight starts as a freshman
- ★ Tied for third on the team with four doubles in 2020
- ★ 2018 Under Armour All-American and Perfect Game All-American
- ★ Selected in the 31st round of the 2019 MLB Draft by the Los Angeles Angels
- ★ Maintained a 4.0 GPA in high school

12 ★ Dominic Keegan, UTL										R/R		6-0		210 lbs.		Jr.		Methuen, Mass.									
Year	avg	gp-gs	ab	r	h	2b	3b	hr	rbi	tb	slg%	bb	hbp	so	gdp	obp%	sf	sh	sb-att	po	a	e	fld%				
2019	.227	15-0	22	3	5	1	0	0	1	6	.273	2	1	6	0	.320	0	0	0-0	12	3	0	1.000				
2020	.242	9-8	33	3	8	2	0	0	4	10	.303	2	2	10	1	.324	0	0	0-0	52	5	1	.983				
2021	.556	3-3	9	4	5	3	1	1	5	13	1.444	2	0	1	0	.636	0	0	0-0	15	0	1	.938				
TOTAL	.281	27-11	64	10	18	6	1	1	10	29	.453	6	3	17	1	.370	0	0	0-0	79	8	2	.978				

- ★ Appeared in nine games and made eight starts as a sophomore
- ★ Logged three three-hit games in 2020
- ★ Made 15 appearances as a freshman, including seven at catcher and five at designated hitter
- ★ Perfect Game's top catcher in Massachusetts out of high school
- ★ Communication studies major

6 ★ Tate Kolwyck, IF						R/R			5-11		195 lbs.			Jr.			Memphis, Tenn.						
Year	avg	gp-gs	ab	r	h	2b	3b	hr	rbi	tb	slg%	bb	hbp	so	gdp	obp%	sf	sh	sb-att	po	a	e	fld%
2019	.667	4-0	3	1	2	2	0	0	1	4	1.333	1	0	0	0	.750	0	0	0-0	1	2	0	1.000
2020	.174	11-6	23	2	4	2	0	1	4	9	.391	3	1	8	0	.296	0	0	0-0	8	0	0	1.000
2021	.333	3-3	12	2	4	2	1	0	4	9	.667	1	0	3	1	.385	0	0	0-0	5	9	0	1.000
TOTAL	.263	19-9	38	5	10	6	1	1	9	21	.553	5	1	11	1	.364	0	0	0-0	14	11	0	1.000

- ★ 11 appearances and six starts as a sophomore
- ★ First career home run on first pitch vs. Southern California (March 7, 2020)
- ★ Played four games at second base as a freshman
- ★ School-record 10,213 yards passing as a prep quarterback at Arlington HS
- ★ All-state first team in both baseball and football

19 ★ Troy LaNeve, OF						L/R			6-0		210 lbs.		So.		Pittsburgh, Pa.									
Year	avg	gp-gs	ab	r	h	2b	3b	hr	rbi	tb	slg%	bb	hbp	so	gdp	obp%	sf	sh	sb-att	po	a	e	fld%	
2020	.000	2-0	1	0	0	0	0	0	0	0	.000	0	1	1	0	.500	0	0	0-0	4	0	0	1.000	
2021	.000	2-0	1	0	0	0	0	0	0	0	.000	0	0	0	0	.000	0	0	0-0	1	0	0	1.000	
TOTAL	.000	4-0	2	0	0	0	0	0	0	0	.000	0	1	1	0	.333	0	0	0-0	5	0	0	1.000	

- ★ Appeared in two games as a freshman
- ★ As a senior at Pine Richland, batted .378 with 28 RBI, 11 doubles, five triples and three home runs
- ★ Two-time all-state honoree
- ★ 2018 Gatorade Player of the Year finalist
- ★ Brother, Zac LaNeve, played collegiate baseball at four institutions including North Carolina

STUDENT-ATHLETE NOTES (BATTING)

10 ★ T.J. McKenzie, OF R/R 6-1 180 lbs. So. Melville, N.Y.

Year	avg	gp-gs	ab	r	h	2b	3b	hr	rbi	tb	slg%	bb	hbp	so	gdp	obp%	sf	sh	sb-att	po	a	e	fld%
2020	.000	8-0	1	1	0	0	0	0	0	0	.000	0	1	0	0	.500	0	0	0-0	0	0	0	.000
2021	.000	1-0	1	0	0	0	0	0	0	0	.000	0	0	1	0	.000	0	0	0-0	0	0	0	.000
TOTAL	.000	9-0	2	1	0	0	0	0	0	0	.000	0	1	1	0	.333	0	0	0-0	0	0	0	.000

- ★ Appeared in eight games off the bench as a freshman
- ★ Scored first career run as a pinch runner vs. Hawaii (March 1, 2020)
- ★ Selected in the 39th round of the 2019 MLB Draft by the St. Louis Cardinals
- ★ Two-time regional champion at the Benjamin School
- ★ Brother, Triston, is a pitcher for the Cleveland Indians

36 ★ Grayson Moore, OF/RHP S/R 6-3 190 lbs. Fr. Melville, N.Y.

Year	avg	gp-gs	ab	r	h	2b	3b	hr	rbi	tb	slg%	bb	hbp	so	gdp	obp%	sf	sh	sb-att	po	a	e	fld%
2021	--	--	--	--	--	--	--	--	--	--	--	--	--	--	--	--	--	--	--	--	--	--	--
TOTAL	--	--	--	--	--	--	--	--	--	--	--	--	--	--	--	--	--	--	--	--	--	--	--

- ★ Nation's 19th-ranked outfielder by Perfect Game
- ★ Florida's seventh-best outfielder and 23rd overall prospect
- ★ 1.50 ERA across 17.2 innings during his shortened senior season at Lake Mary
- ★ Led Lake Mary to a conference championship and District 9A championship in 2018
- ★ Enjoys fishing, Bible study, golf and basketball

25 ★ Parker Noland, IF L/R 6-1 200 lbs. So. Knoxville, Tenn.

Year	avg	gp-gs	ab	r	h	2b	3b	hr	rbi	tb	slg%	bb	hbp	so	gdp	obp%	sf	sh	sb-att	po	a	e	fld%
2020	.259	17-14	58	8	15	3	0	0	11	18	.310	7	0	14	2	.324	3	2	2-2	8	25	1	.971
2021	.273	3-3	11	3	3	1	0	0	2	4	.364	1	0	3	0	.333	0	0	0-0	0	0	0	.000
TOTAL	.261	20-17	69	11	18	4	0	0	13	22	.319	8	0	17	2	.325	3	2	2-2	8	25	1	.971

- ★ Appeared in 17 games and made 14 starts in 2020
- ★ Ranked second among Commodore freshmen with 15 hits last season
- ★ Recorded an RBI in five of his first six collegiate games
- ★ 2019 Mr. Baseball (Tennessee) finalist
- ★ Posted career .481 average and .532 on-base percentage at Farragut HS
- ★ Selected in the 31st round of the 2019 MLB Draft by the Miami Marlins

20 ★ Jack O'Dowd, IF L/R 6-2 195 lbs. Fr. Nashville, Tenn.

Year	avg	gp-gs	ab	r	h	2b	3b	hr	rbi	tb	slg%	bb	hbp	so	gdp	obp%	sf	sh	sb-att	po	a	e	fld%
2021	.000	2-0	2	0	0	0	0	0	0	0	.000	0	0	2	0	.000	0	0	0-0	0	0	0	.000
TOTAL	.000	2-0	2	0	0	0	0	0	0	0	.000	0	0	2	0	.000	0	0	0-0	0	0	0	.000

- ★ Tennessee's top-ranked shortstop and fourth-rated overall prospect
- ★ 2019 Perfect Game All-American Classic participant
- ★ .400 average, 14 doubles, four home runs, 20 RBI and 30 runs scored his junior season at Lipscomb Academy
- ★ Brother, Chris, played for the San Diego Padres, Colorado Rockies, Atlanta Braves and Chicago White Sox (2012-18)
- ★ Son of Dan O'Dowd, former MLB general manager and current MLB Network analyst
- ★ Enjoys golf, tennis, basketball, fishing and skiing

17 ★ C.J. Pittaro, UTL L/R 6-1 195 lbs. Fr. Hamilton, N.J.

Year	avg	gp-gs	ab	r	h	2b	3b	hr	rbi	tb	slg%	bb	hbp	so	gdp	obp%	sf	sh	sb-att	po	a	e	fld%
2021	1.000	1-0	1	0	1	0	0	0	2	1	1.000	0	0	0	0	1.000	0	0	0-0	0	0	0	.000
TOTAL	1.000	1-0	1	0	1	0	0	0	2	1	1.000	0	0	0	0	1.000	0	0	0-0	0	0	0	.000

- ★ New Jersey's second-best shortstop and sixth-rated overall prospect
- ★ .347 average, 52 RBI across high school career
- ★ Led Hamilton HS to a CVC Conference Championship in 2017
- ★ Sister, Giana is a member of the Yale women's soccer team
- ★ Dad, Chris Pittaro, played in the MLB for the Detroit Tigers and Minnesota Twins (1985-87)
- ★ Mom, Lisa Pittaro, was a member of the United States Women's National Soccer Team
- ★ Enjoys playing golf

STUDENT-ATHLETE NOTES (BATTING)

5 ★ CJ Rodriguez, C					R/R				5-10		200 lbs.		So.		Newport Beach, Calif.									
Year	avg	gp-gs	ab	r	h	2b	3b	hr	rbi	tb	slg%	bb	hbp	so	gdp	obp%	sf	sh	sb-att	po	a	e	fld%	
2020	.289	12-12	45	5	13	3	0	0	8	16	.356	5	2	3	2	.370	2	0	0-0	130	8	0	1.000	
2021	.143	2-2	7	2	1	0	0	0	1	1	.143	0	2	4	0	.333	0	0	0-0	25	1	0	1.000	
TOTAL	.269	14-14	52	7	14	3	0	0	9	17	.327	5	4	7	2	.365	2	0	0-0	155	9	0	1.000	

- ★ 12 starts as a freshman
- ★ Second-fewest strikeouts among starters (3) in 2020
- ★ Four multi-hit games and three multi-RBI games last season
- ★ .350 average, 40 RBI, 13 doubles two triples and a home run as a senior
- ★ Lettered four years in basketball at Mater Dei

55 ★ Maxwell Romero Jr., C					L/R					6-1		230 lbs.		So.		Miramar, Fla.									
Year	avg	gp-gs	ab	r	h	2b	3b	hr	rbi	tb	slg%	bb	hbp	so	gdp	obp%	sf	sh	sb-att	po	a	e	fld%		
2021	.000	1-1	2	0	0	0	0	0	0	0	.000	1	0	2	0	.333	0	0	0-0	16	1	0	1.000		
TOTAL	.000	1-1	2	0	0	0	0	0	0	0	.000	1	0	2	0	.333	0	0	0-0	16	1	0	1.000		

- ★ Did not make an appearance as a freshman in 2020
- ★ Slugged .466 as a senior, including seven doubles, one triple, five home runs and 33 RBI
- ★ 7A Region Player of the Year
- ★ Four-time 7A-15 region champion at Pembroke Pines Charter
- ★ Selected in the 38th round of the 2019 MLB Draft by the Cincinnati Reds

8 ★ Isaiah Thomas, OF						R/R				6-3		210 lbs.		Jr.		Palm Beach Gardens, Fla.									
Year	avg	gp-gs	ab	r	h	2b	3b	hr	rbi	tb	slg%	bb	hbp	so	gdp	obp%	sf	sh	sb-att	po	a	e	fld%		
2019	.368	21-6	38	9	14	3	0	3	10	26	.684	1	2	12	0	.405	1	0	1-1	25	0	0	1.000		
2020	.258	16-16	62	12	16	5	0	4	13	33	.532	3	2	12	1	.313	0	1	3-3	28	1	0	1.000		
2021	.462	3-3	13	4	6	0	1	1	3	11	.846	0	0	6	0	.462	0	0	0-0	1	0	0	1.000		
TOTAL	.319	40-25	113	25	36	8	1	8	26	70	.619	4	4	30	1	.361	1	1	4-4	54	1	0	1.000		

- ★ Third Team Preseason All-America by Baseball America as an outfielder
- ★ 16 games started in right field in 2020, with at least one hit in 12 of those contests
- ★ Team-leader with four home runs, including two vs. Hawaii (March 1)
- ★ Tied for the team lead with 13 RBI
- ★ Nine-game hitting streak to open last season
- ★ Selected in the 39th round of the 2018 MLB Draft by Colorado Rockies

2 ★ Javier Vaz, IF			L/R							5-9		151 lbs.		Jr.		Huntsville, Ala.									
Year	avg	gp-gs	ab	r	h	2b	3b	hr	rbi	tb	slg%	bb	hbp	so	gdp	obp%	sf	sh	sb-att	po	a	e	fld%		
2021	.000	1-0	0	0	0	0	0	0	0	0	.000	0	0	0	0	.000	0	0	0-0	0	1	0	1.000		
TOTAL	.000	1-0	0	0	0	0	0	0	0	0	.000	0	0	0	0	.000	0	0	0-0	0	1	0	1.000		

- ★ Attended LSU-Eunice Junior College
- ★ .365 average with two home runs, 13 RBI and 23 stolen bases as sophomore at LSUE
- ★ Led the Bengals to a 51-8 record in 2019, including an appearance in the Regiono 23 Championship
- ★ Prepped at Huntsville HS (Huntsville, Ala.)
- ★ Father, Roberto Vaz, was a member of the Alabama baseball team (1996-97)
- ★ Enjoys watching sports and playing video games

9 ★ Carter Young, IF						S/R			6-0		180 lbs.		So.		Selah, Wash.									
Year	avg	gp-gs	ab	r	h	2b	3b	hr	rbi	tb	slg%	bb	hbp	so	gdp	obp%	sf	sh	sb-att	po	a	e	fld%	
2020	.328	18-18	61	10	20	3	0	0	12	23	.377	4	1	17	0	.373	1	1	1-1	20	30	2	.962	
2021	.333	3-3	12	4	4	2	1	0	1	8	.667	2	0	2	0	.429	0	0	0-0	5	4	0	1.000	
TOTAL	.329	21-21	73	14	24	5	1	0	13	31	.425	6	1	19	0	.383	1	1	1-1	25	34	2	.967	

- ★ One of two Commodores to start all 18 games in 2020
- ★ Second on the team in hits (20) and RBI (12) last season
- ★ Logged a hit in 11 of 18 games as a freshman
- ★ 2018 Gatorade State Player of the Year in Washington
- ★ Member of USA 18U national team that won gold at WBSC World Cup in Thunder Bay, Ontario
- ★ 2018 Under Armour All-American

STUDENT-ATHLETE NOTES (PITCHING)

30 ★ Nelson Berkwich, LHP L/L 5-11 190 lbs. Fr. Boca Raton, Fla.

Year	era	w-l	app	gs	cg	sho	sv	ip	h	r	er	bb	so	2b	3b	hr	bf	bavg	wp	hbp	bk	sfa	sha
2021	--	--	--	--	--	--	--	--	--	--	--	--	--	--	--	--	--	--	--	--	--	--	--
TOTAL	--	--	--	--	--	--	--	--	--	--	--	--	--	--	--	--	--	--	--	--	--	--	--

- ★ Florida's fifth-ranked southpaw and 37th-rated overall prospect by Perfect Game
- ★ 25-4 career record at American Heritage High School across 212.0 career innings
- ★ 324 career strikeouts at AHS
- ★ 4-0 record in shortened senior season, zero runs allowed
- ★ 2017 USA Baseball Gold Medalist
- ★ Enjoys golfing, jet-skiing and ping pong

46 ★ Gage Bradley, RHP R/R 6-3 190 lbs. Fr. Clarksville, Tenn.

Year	era	w-l	app	gs	cg	sho	sv	ip	h	r	er	bb	so	2b	3b	hr	bf	bavg	wp	hbp	bk	sfa	sha
2021	--	--	--	--	--	--	--	--	--	--	--	--	--	--	--	--	--	--	--	--	--	--	--
TOTAL	--	--	--	--	--	--	--	--	--	--	--	--	--	--	--	--	--	--	--	--	--	--	--

- ★ Tennessee's fourth-ranked right-hander and seventh-rated overall prospect
- ★ 2018 all-state and all-region
- ★ Two-time all-district
- ★ Led Rossview HS to its first-ever state playoff appearance and championship in 2018
- ★ Enjoys fishing, hunting, basketball and football

43 ★ Michael Doolin, RHP L/R 6-4 220 lbs. So. Schererville, Ind.

Year	era	w-l	app	gs	cg	sho	sv	ip	h	r	er	bb	so	2b	3b	hr	bf	bavg	wp	hbp	bk	sfa	sha
2020	0.87	1-0	5	0	0	0/2	1	10.1	6	1	1	4	18	1	0	1	45	.162	0	4	0	0	0
TOTAL	0.87	1-0	5	0	0	0/2	1	10.1	6	1	1	4	18	1	3	1	45	.162	0	4	0	0	0

- ★ Allowed just one run in 10.1 relief innings in 2020
- ★ Posted a 0.87 ERA and a 1-0 record in five appearances as a freshman
- ★ Allowed just one hit in four of five appearances
- ★ Fanned seven batters vs. South Alabama, picking up his first collegiate save (Feb. 19, 2020)
- ★ Struck out five in 2.0 innings vs. Central Arkansas (March 3, 2020)
- ★ 2019 Gatorade State Player of the Year in Indiana

44 ★ Donye Evans, RHP R/R 6-6 220 lbs. Fr. Decatur, Ga.

Year	era	w-l	app	gs	cg	sho	sv	ip	h	r	er	bb	so	2b	3b	hr	bf	bavg	wp	hbp	bk	sfa	sha
2021	--	--	--	--	--	--	--	--	--	--	--	--	--	--	--	--	--	--	--	--	--	--	--
TOTAL	--	--	--	--	--	--	--	--	--	--	--	--	--	--	--	--	--	--	--	--	--	--	--

- ★ Georgia's fifth-best right-hander and 16th-rated overall prospect
- ★ 66 strikeouts across 51.1 innings of work as a junior at Redan HS, notching five wins
- ★ Five wins and 37 strikeouts as a sophomore
- ★ Principal's list honoree as a senior
- ★ Enjoys playing video games, watching football and golfing

32 ★ Hugh Fisher, LHP L/L 6-6 210 lbs. Sr. Eads, Tenn.

Year	era	w-l	app	gs	cg	sho	sv	ip	h	r	er	bb	so	2b	3b	hr	bf	bavg	wp	hbp	bk	sfa	sha
2018	1.93	2-0	8	0	0	0/0	0	9.1	6	5	2	6	8	0	0	0	39	.194	2	2	0	0	0
2019	4.41	2-0	22	0	0	0/2	4	34.2	31	18	17	21	46	5	1	2	164	.231	7	8	0	1	0
2021	0.00	0-0	1	0	0	0/0	0	1.0	0	0	0	0	2	0	0	0	3	.000	0	0	0	0	0
TOTAL	3.80	4-0	31	0	0	0/2	4	45.0	37	23	19	27	56	5	1	2	206	.220	9	10	0	1	0

- ★ Did not make an appearance in 2020
- ★ Tied for second on the team in appearances in 2019
- ★ Limited opponents to a .231 average while fanning 46 in 34.2 innings as a sophomore
- ★ Allowed just two extra-base hits in his last 11 outings of the 2019 season
- ★ Made eight relief appearances his freshman campaign, posting a 2-0 record alongside a 1.94 ERA
- ★ Did not allow a run in his first seven collegiate outings
- ★ Human and organizational development major

STUDENT-ATHLETE NOTES (PITCHING)

31 ★ Miles Garrett, RHP										R/R		5-10		165 lbs.		Fr.		Stone Mountain, Ga.					
Year	era	w-l	app	gs	cg	sho	sv	ip	h	r	er	bb	so	2b	3b	hr	bf	bavg	wp	hbp	bk	sfa	sha
2021	0.00	0-0	1	0	0	0/0	0	1.0	0	0	0	1	1	0	0	0	4	.000	0	0	0	0	0
TOTAL	0.00	0-0	1	0	0	0/0	0	1.0	0	0	0	1	1	0	0	0	4	.000	0	0	0	0	0

- ★ Georgia's fourth-best right-hander and ninth-rated overall prospect
- ★ Most Valuable Player of the 2019 Area Code Games
- ★ 14 career wins at Parkview HS, posting a 1.84 ERA and 135 career strikeouts
- ★ Two-time 7A state champion at PHS (2018, 2019)
- ★ Mother, Crystal Garrett, was a member of the Washington State track and field team
- ★ Enjoys playing golf, basketball, swimming, piano and learning Spanish

77 ★ Brett Hansen, LHP										L/L		6-4		205 lbs.		Fr.		Pleasanton, Calif.						
Year	era	w-l	app	gs	cg	sho	sv	ip	h	r	er	bb	so	2b	3b	hr	bf	bavg	wp	hbp	bk	sfa	sha	
2021	--	--	--	--	--	--	--	--	--	--	--	--	--	--	--	--	--	--	--	--	--	--	--	
TOTAL	--	--	--	--	--	--	--	--	--	--	--	--	--	--	--	--	--	--	--	--	--	--	--	

- ★ California's top-ranked southpaw and 13th-best overall prospect in the 2018 class
- ★ Two-time East Bay Athletic League MVP
- ★ 2018 California Mr. Baseball nominee
- ★ .500 average, seven doubles, two home runs and 29 RBI as a senior
- ★ 8-1 record with 71 strikeouts in his final season at Foothill, sporting a 1.59 ERA across 57.1 innings pitched
- ★ Father, Matt Hansen, was a member of the BYU men's basketball team (1988)
- ★ Enjoys trying new foods, longboarding, surfing, swimming, hiking and playing the ukulele

40 ★ Sam Hliboki, RHP										L/R		6-3		210 lbs.			So.		Los Angeles, Calif.					
Year	era	w-l	app	gs	cg	sho	sv	ip	h	r	er	bb	so	2b	3b	hr	bf	bavg	wp	hbp	bk	sfa	sha	
2020	0.00	0-0	5	0	0	0/0	2	15.2	2	0	0	2	16	1	0	0	52	.043	0	2	0	1	1	
2021	0.00	0-0	1	0	0	0/0	0	2.0	1	0	0	1	2	0	0	0	10	.125	0	1	0	0	0	
TOTAL	0.00	0-0	6	0	0	0/0	2	17.2	3	0	0	3	18	1	0	0	62	.056	0	3	0	1	1	

- ★ Did not allow a run in 15.2 innings as a freshman
- ★ Surrendered just two hits across five appearances
- ★ Posted a 16-2 strikeout-to-walk ratio in 2020
- ★ Earned a team-best two saves last season
- ★ 2019 Daily News Pitcher of the Year
- ★ Four-year varsity record of 23-3 and 13-1 mark in league play

22 ★ Jack Leiter, RHP										R/R		6-1		205 lbs.		Fr.		Summit, N.J.					
Year	era	w-l	app	gs	cg	sho	sv	ip	h	r	er	bb	so	2b	3b	hr	bf	bavg	wp	hbp	bk	sfa	sha
2020	1.72	2-0	4	3	0	0/2	0	15.2	5	3	3	8	22	1	0	0	60	.098	3	1	0	0	0
2021	0.00	1-0	1	1	0	0/1	0	5.0	1	0	0	0	8	0	0	0	16	.067	0	1	0	0	0
TOTAL	1.31	3-0	5	4	0	0/3	0	20.2	6	3	3	8	30	1	0	0	76	.091	3	2	0	0	0

- ★ Consensus Preseason All-America by five publications (Collegiate Baseball (1st), Baseball America (1st), D1Baseball (1st), Perfect Game (3rd), NCBWA (1st))
- ★ Preseason All-SEC Second Team
- ★ Made three starts and appeared in four games in 2020
- ★ SEC Co-Freshman of the Week (Feb. 24, 2020)
- ★ Went 2-0 with 22 strikeouts as a freshman
- ★ 2019 Gatorade State Player of the Year in New Jersey
- ★ Father, Al Leiter, pitched 19 seasons in the MLB (1987-2005)

STUDENT-ATHLETE NOTES (PITCHING)

42 ★ Christian Little, RHP R/R 6-4 210 lbs. Fr. St. Louis, Mo.

Year	era	w-l	app	gs	cg	sho	sv	ip	h	r	er	bb	so	2b	3b	hr	bf	bavg	wp	hbp	bk	sfa	sha
2021	0.00	1-0	1	1	0	0/0	0	3.0	3	1	0	0	1	1	0	0	10	.300	1	0	0	0	0
TOTAL	0.00	1-0	1	1	0	0/0	0	3.0	3	1	0	0	1	1	0	0	10	.300	1	0	0	0	0

- ★ Early enrollee who attended Christian Brothers College
- ★ Missouri's top-ranked overall prospect and right-hander
- ★ 2020 Perfect Game All-American Classic participant
- ★ 2020 Gatorade State Player of the Year in Missouri
- ★ Father, Chris Little, was a member of the Houston Astros organization
- ★ Enjoys playing video games

29 ★ Nick Maldonado, RHP R/R 6-1 205 lbs. So. Short Hills, N.J.

Year	era	w-l	app	gs	cg	sho	sv	ip	h	r	er	bb	so	2b	3b	hr	bf	bavg	wp	hbp	bk	sfa	sha
2020	2.70	0-0	4	0	0	0/0	0	6.2	7	2	2	1	6	2	0	0	27	.269	0	0	0	0	0
2021	0.00	0-0	1	0	0	0/1	0	1.0	0	0	0	2	1	0	0	0	5	.000	0	0	0	0	0
TOTAL	2.35	0-0	5	0	0	0/1	0	7.2	7	2	2	3	7	2	0	0	32	.241	0	0	0	0	0

- ★ Did not permit a run in three of his four appearances in 2020
- ★ Posted five strikeouts vs. Saint Louis (Feb. 26, 2020)
- ★ Went 6-2 with 70 strikeouts in 52 innings his junior season at Seton Hall Prep
- ★ Two-time state champion (2015, 2016) where he was the winning pitcher
- ★ Father, Frank Maldonado, played baseball at Manhattan College
- ★ Sister, Alexa Maldonado, played softball at Notre Dame (2009-12)
- ★ Brother, Frank Maldonado Jr., played baseball at Pittsburgh (2014-18)

35 ★ Chris McElvain, RHP R/R 6-0 205 lbs. So. Melville, N.Y.

Year	era	w-l	app	gs	cg	sho	sv	ip	h	r	er	bb	so	2b	3b	hr	bf	bavg	wp	hbp	bk	sfa	sha
2020	4.82	0-0	6	0	0	0/2	0	9.1	8	5	5	4	7	1	0	0	40	.222	3	0	0	0	0
2021	3.00	0-0	1	0	0	0/0	1	3.0	3	1	1	1	5	1	0	0	14	.231	0	0	0	0	0
TOTAL	4.38	0-0	7	0	0	0/2	1	12.1	11	6	6	5	12	2	0	0	54	.224	3	0	0	0	0

- ★ Made six relief appearances as a freshman
- ★ Did not allow a run in four of his six appearances in 2020
- ★ 0.73 ERA and .422 batting average in four-year varsity career at Summit HS
- ★ 103-11 strikeout-to-walk ratio as a senior
- ★ Helped Summit to a pair of state final fours

36 ★ Grayson Moore, OF/RHP S/R 6-3 190 lbs. Fr. Melville, N.Y.

Year	era	w-l	app	gs	cg	sho	sv	ip	h	r	er	bb	so	2b	3b	hr	bf	bavg	wp	hbp	bk	sfa	sha
2021	0.00	0-0	1	0	0	0/0	0	1.0	0	0	0	1	2	0	0	0	4	.000	0	0	0	0	0
TOTAL	0.00	0-0	1	0	0	0/0	0	1.0	0	0	0	1	2	0	0	0	4	.000	0	0	0	0	0

50 ★ Luke Murphy, RHP R/R 6-5 190 lbs. Jr. Cross Plains, Tenn.

Year	era	w-l	app	gs	cg	sho	sv	ip	h	r	er	bb	so	2b	3b	hr	bf	bavg	wp	hbp	bk	sfa	sha
2020	13.50	0-0	4	0	0	0/0	0	2.0	2	3	3	9	4	0	0	0	18	.250	2	1	0	0	0
2021	0.00	0-0	1	0	0	0/1	0	1.0	0	0	0	0	3	0	0	0	3	.000	0	0	0	0	0
TOTAL	9.00	0-0	5	0	0	0/1	0	3.0	2	3	3	9	4	0	0	0	21	.182	2	1	0	0	0

- ★ Made four relief appearances in 2020
- ★ Recorded at least one strikeout in three of his four outings last season
- ★ Did not make an appearance as a freshman after undergoing Tommy John surgery
- ★ Two-year basketball team captain at East Robertson
- ★ Father, Neil Murphy, played baseball at Austin Peay
- ★ Cousin, Will Clinard, was a three-time letter winner for Vanderbilt baseball (2010-12)
- ★ American studies major

STUDENT-ATHLETE NOTES (PITCHING)

33 ★ Hunter Owen, LHP R/L 6-6 240 lbs. Fr. South Portland, Maine

Year	era	w-l	app	gs	cg	sho	sv	ip	h	r	er	bb	so	2b	3b	hr	bf	bavg	wp	hbp	bk	sfa	sha
2021	0.00	0-0	1	0	0	0/0	0	2.0	1	0	0	0	4	1	0	0	7	.143	0	0	0	0	0
TOTAL	0.00	0-0	1	0	0	0/0	0	2.0	1	0	0	0	4	1	0	0	7	.143	0	0	0	0	0

- ★ Maine's top-ranked overall player and southpaw
- ★ 2019 Gatorade State Player of the Year in Maine
- ★ Two-time Southwestern Maine Activities Association (SWAA) Pitcher of the Year
- ★ 5-0 record as a junior with 76 strikeouts, while notching a 0.17 ERA across 40 innings
- ★ Multi-sport athlete who competed in football for two years and basketball for four

88 ★ Patrick Reilly, RHP R/R 6-3 210 lbs. Fr. Sea Girt, N.J.

Year	era	w-l	app	gs	cg	sho	sv	ip	h	r	er	bb	so	2b	3b	hr	bf	bavg	wp	hbp	bk	sfa	sha
2021	0.00	0-0	1	0	0	0/0	0	1.0	1	0	0	0	1	0	0	0	3	.333	0	0	0	0	0
TOTAL	0.00	0-0	1	0	0	0/0	0	1.0	1	0	0	0	1	0	0	0	3	.333	0	0	0	0	0

- ★ New Jersey's top-ranked right-hander and second-rated overall prospect
- ★ 7-0 record with a 0.67 ERA and 67 strikeouts across 42.0 innings pitched as a junior
- ★ Led Christian Brothers Academy to the 2019 Monmouth County Championship
- ★ Father, Mike Reilly, was a member of the Villanova football team (1986-1990)
- ★ Enjoys playing golf

80 ★ Kumar Rucker, RHP R/R 6-5 245 lbs. Jr. Athens, Ga.

Year	era	w-l	app	gs	cg	sho	sv	ip	h	r	er	bb	so	2b	3b	hr	bf	bavg	wp	hbp	bk	sfa	sha
2019	3.25	12-5	19	16	1	1/0	0	99.2	88	40	36	21	114	18	2	2	414	.233	7	7	5	3	6
2020	1.80	2-1	3	3	0	0/0	0	15.0	6	5	3	8	28	2	0	0	63	.118	2	3	0	0	1
2021	0.00	1-0	1	1	0	0/0	0	4.0	1	0	0	3	8	1	0	0	16	.077	0	0	0	0	0
TOTAL	2.96	15-6	23	20	1	1/0	0	118.2	95	45	39	32	150	21	2	2	493	.215	9	10	5	3	7

- ★ Consensus Preseason All-America by five publications (Collegiate Baseball (1st), Baseball America (1st), D1Baseball (1st) , Perfect Game (3rd))
- ★ Preseason All-SEC first team
- ★ Team-best 28 strikeouts across 15.0 innings in 2020
- ★ D1.Baseball.com and Baseball America Freshman of the Year in 2019
- ★ 2019 College World Series Most Outstanding Player
- ★ The Tennessean 2019 Sportsperson of the Year
- ★ Father, Tracy Rucker, played four years for the Washington Redskins and currently coaches for the Philadelphia Eagles

66 ★ Thomas Schultz, RHP R/R 6-6 225 lbs. So. Mount Carmel, Pa.

Year	era	w-l	app	gs	cg	sho	sv	ip	h	r	er	bb	so	2b	3b	hr	bf	bavg	wp	hbp	bk	sfa	sha
2020	0.66	0-1	4	1	0	0/1	1	13.2	9	1	1	3	17	2	0	0	53	.184	1	0	0	0	1
2021	0.00	0-0	1	0	0	0/1	0	1.0	1	0	0	0	2	1	0	0	4	.250	0	0	0	0	0
TOTAL	0.61	0-1	5	1	0	0/2	1	14.2	10	1	1	3	19	3	0	0	57	.189	1	0	0	0	1

- ★ Posted a 0.66 ERA and a .184 opponent batting average in 2020
- ★ Appeared in four games and made one start as a freshman
- ★ Allowed just one run in 13.2 innings of work
- ★ Four-year letter winner in basketball at Our Lady of Lourdes Regional
- ★ Set school and area scoring record in basketball with 2,355 points
- ★ Sister, Rachel Schultz, played basketball at Elizabethtown College (2014-16)

STUDENT-ATHLETE NOTES (PITCHING)

27 ★ Ethan Smith, RHP										R/R	6-2	205 lbs.	Jr.	Mt. Juliet, Tenn.									
Year	era	w-l	app	gs	cg	sho	sv	ip	h	r	er	bb	so	2b	3b	hr	bf	bavg	wp	hbp	bk	sfa	sha
2019	3.27	4-0	17	0	0	0/2	0	33.0	17	13	12	17	47	5	1	1	137	.150	4	5	1	1	1
2020	1.42	3-0	5	4	0	0/1	0	19.0	12	4	3	9	23	3	0	0	78	.182	3	1	0	0	2
2021	0.00	0-0	1	0	0	0/1	1	1.0	0	0	0	1	2	0	0	0	4	.000	0	0	0	0	0
TOTAL	2.55	7-0	23	4	0	0/4	1	53.0	29	17	15	27	72	8	1	1	219	.159	7	6	1	1	3

- ★ Posted a 3-0 record and a 1.42 ERA with 23 strikeouts in 2020
- ★ Made four appearances and four starts as a sophomore
- ★ Went 4-0 with a 3.27 ERA in 2019
- ★ Made 17 relief appearances his freshman season, working 33.0 innings
- ★ Brother, Brandon Smith, played baseball at Tennessee Tech
- ★ Human and organizational development major

28 ★ Ryan Stefiuk, LHP										R/L	6-4	210 lbs.	Fr.	Green Bay, Wis.									
Year	era	w-l	app	gs	cg	sho	sv	ip	h	r	er	bb	so	2b	3b	hr	bf	bavg	wp	hbp	bk	sfa	sha
2021	--	--	--	--	--	--	--	--	--	--	--	--	--	--	--	--	--	--	--	--	--	--	--
TOTAL	--	--	--	--	--	--	--	--	--	--	--	--	--	--	--	--	--	--	--	--	--	--	--

- ★ Wisconsin's top-rated southpaw and fourth-best overall prospect
- ★ 0.90 ERA across his high school career
- ★ Led Preble to four-straight state playoff appearances
- ★ Four-year member of the National Honor Society
- ★ Enjoys frofing

The Automated ScoreBook
Overall Statistics for Vanderbilt (as of Feb 24, 2021)
(All games Sorted by Batting avg)



Record: 3-0 Home: 3-0 Away: 0-0 SEC: 0-0

Player	avg	gp-gs	ab	r	h	2b	3b	hr	rbi	tb	slg%	bb	hp	so	gdp	ob%	sf	sh	sb-att	po	a	e	fld%
12 Dominic Keegan	.556	3-3	9	4	5	3	1	1	5	13	1.444	2	0	1	0	.636	0	0	0-0	15	0	1	.938
99 Jayson Gonzalez	.556	3-3	9	2	5	0	0	1	3	8	.889	1	1	3	0	.636	0	0	0-0	2	1	1	.750
51 Enrique Bradfield Jr	.500	3-3	10	3	5	1	0	0	3	6	.600	1	0	2	0	.545	0	0	1-1	6	0	0	1.000
8 Isaiah Thomas	.462	3-3	13	4	6	0	1	1	3	11	.846	0	0	6	0	.462	0	0	0-0	1	0	0	1.000
9 Carter Young	.333	3-3	12	4	4	2	1	0	1	8	.667	2	0	2	0	.429	0	0	0-0	5	4	0	1.000
6 Tate Kolwyck	.333	3-3	12	2	4	2	1	0	4	8	.667	1	0	3	1	.385	0	0	0-0	5	9	0	1.000
25 Parker Noland	.273	3-3	11	3	3	1	0	0	2	4	.364	1	0	3	0	.333	0	0	0-0	0	0	0	.000
5 CJ Rodriguez	.143	2-2	7	2	1	0	0	0	1	1	.143	0	2	4	0	.333	0	0	0-0	25	1	0	1.000
16 Jack Bulger	.091	3-2	11	1	1	0	0	0	2	1	.091	0	0	2	1	.091	0	0	0-0	0	0	0	.000

17 C.J. Pittaro	1.000	1-0	1	0	1	0	0	0	2	1	1.000	0	0	0	0	1.000	0	0	0-0	0	0	0	.000
55 Maxwell Romero Jr.	.000	1-1	2	0	0	0	0	0	0	0	.000	1	0	2	0	.333	0	0	0-0	16	1	0	1.000
20 Jack O'Dowd	.000	2-0	2	0	0	0	0	0	0	0	.000	0	0	2	0	.000	0	0	0-0	0	0	0	.000
39 Gavin Casas	.000	2-0	2	0	0	0	0	0	0	0	.000	0	0	0	0	.000	0	0	0-0	1	0	0	1.000
3 Cooper Davis	.000	1-1	1	0	0	0	0	0	0	0	.000	0	0	1	0	.000	0	0	0-0	0	0	0	.000
10 TJ McKenzie	.000	1-0	1	0	0	0	0	0	0	0	.000	0	0	1	0	.000	0	0	0-0	0	0	0	.000
19 Troy LaNeve	.000	2-0	1	0	0	0	0	0	0	0	.000	0	0	0	0	.000	0	0	0-0	1	0	0	1.000
45 Alan Espinal	.000	1-0	1	0	0	0	0	0	0	0	.000	0	0	0	0	.000	0	0	0-0	3	0	0	1.000
2 Javier Vaz	.000	1-0	0	0	0	0	0	0	0	0	.000	0	0	0	0	.000	0	0	0-0	0	1	0	1.000
21 Calvin Hewett	.000	3-0	0	2	0	0	0	0	0	0	.000	0	2	0	0	1.000	0	0	0-0	1	0	0	1.000
Totals	.333	3	105	27	35	9	4	3	26	61	.581	9	5	32	2	.412	0	0	1-1	81	18	3	.971
Opponents	.132	3	91	2	12	5	0	0	1	17	.187	10	2	42	3	.233	0	0	0-2	72	18	2	.978

LOB - Team (20), Opp (20). DPs turned - Team (3), Opp (3). Picked off - Gonzalez 1.

(All games Sorted by Earned run avg)

Player	era	w-l	app	gs	cg	sho	sv	ip	h	r	er	bb	so	2b	3b	hr	b/avg	wp	hp	bks	sfa	sha
22 Jack Leiter	0.00	1-0	1	1	0	0/1	0	5.0	1	0	0	0	8	0	0	0	.067	0	1	0	0	0
80 Kumar Rocker	0.00	1-0	1	1	0	0/0	0	4.0	1	0	0	3	8	1	0	0	.077	0	0	0	0	0
42 Christian Little	0.00	1-0	1	1	0	0/0	0	3.0	3	1	0	0	1	1	0	0	.300	1	0	0	0	0
35 Chris McElvain	3.00	0-0	1	0	0	0/0	1	3.0	3	1	1	1	5	1	0	0	.231	0	0	0	0	0

33 Hunter Owen	0.00	0-0	1	0	0	0/0	0	2.0	1	0	0	0	4	1	0	0	.143	0	0	0	0	0
40 Sam Hliboki	0.00	0-0	1	0	0	0/0	0	2.0	1	0	0	1	2	0	0	0	.125	0	1	0	0	0
50 Luke Murphy	0.00	0-0	1	0	0	0/1	0	1.0	0	0	0	0	3	0	0	0	.000	0	0	0	0	0
36 Grayson Moore	0.00	0-0	1	0	0	0/0	0	1.0	0	0	0	1	2	0	0	0	.000	0	0	0	0	0
32 Hugh Fisher	0.00	0-0	1	0	0	0/0	0	1.0	0	0	0	0	2	0	0	0	.000	0	0	0	0	0
31 Miles Garrett	0.00	0-0	1	0	0	0/0	0	1.0	0	0	0	1	1	0	0	0	.000	0	0	0	0	0
27 Ethan Smith	0.00	0-0	1	0	0	0/1	1	1.0	0	0	0	1	2	0	0	0	.000	0	0	0	0	0
88 Patrick Reilly	0.00	0-0	1	0	0	0/0	0	1.0	1	0	0	0	1	0	0	0	.333	0	0	0	0	0
29 Nick Maldonado	0.00	0-0	1	0	0	0/1	0	1.0	0	0	0	2	1	0	0	0	.000	0	0	0	0	0
66 Thomas Schultz	0.00	0-0	1	0	0	0/1	0	1.0	1	0	0	0	2	1	0	0	.250	0	0	0	0	0
Totals	0.33	3-0	3	3	0	1/1	2	27.0	12	2	1	10	42	5	0	0	.132	1	2	0	0	0
Opponents	9.00	0-3	3	3	0	0/0	0	24.0	35	27	24	9	32	9	4	3	.333	4	5	0	0	0

Pickoffs - Team (0), Opp (1). SBA/ATT - Little (0-1), Rodriguez (0-1), Leiter (0-1), Romero Jr. (0-1).

The Automated ScoreBook
Overall Statistics for Vanderbilt (as of Feb 24, 2021)
(All games Sorted by Fielding pct)



Player	c	po	a	e	fld%	dp	sba	csb	sba%	pb	ci
5 CJ Rodriguez	26	25	1	0	1.000	0	0	1	.000	0	0
55 Maxwell Romero Jr.	17	16	1	0	1.000	0	0	1	.000	0	0
6 Tate Kolwyck	14	5	9	0	1.000	2	0	0	.000	0	0
9 Carter Young	9	5	4	0	1.000	1	0	0	.000	0	0
51 Enrique Bradfield Jr	6	6	0	0	1.000	0	0	0	.000	0	0
45 Alan Espinal	3	3	0	0	1.000	0	0	0	.000	0	0
8 Isaiah Thomas	1	1	0	0	1.000	0	0	0	.000	0	0
19 Troy LaNeve	1	1	0	0	1.000	0	0	0	.000	0	0
2 Javier Vaz	1	0	1	0	1.000	1	0	0	.000	0	0
39 Gavin Casas	1	1	0	0	1.000	1	0	0	.000	0	0
42 Christian Little	1	0	1	0	1.000	0	0	1	.000	0	0
21 Calvin Hewett	1	1	0	0	1.000	0	0	0	.000	0	0
12 Dominic Keegan	16	15	0	1	.938	2	0	0	.000	0	0
99 Jayson Gonzalez	4	2	1	1	.750	1	0	0	.000	0	0
35 Chris McElvain	1	0	0	1	.000	0	0	0	.000	0	0
3 Cooper Davis	0	0	0	0	.000	0	0	0	.000	0	0
16 Jack Bulger	0	0	0	0	.000	0	0	0	.000	0	0
29 Nick Maldonado	0	0	0	0	.000	0	0	0	.000	0	0
27 Ethan Smith	0	0	0	0	.000	0	0	0	.000	0	0
66 Thomas Schultz	0	0	0	0	.000	0	0	0	.000	0	0
80 Kumar Rocker	0	0	0	0	.000	0	0	0	.000	0	0
88 Patrick Reilly	0	0	0	0	.000	0	0	0	.000	0	0
17 C.J. Pittaro	0	0	0	0	.000	0	0	0	.000	0	0
33 Hunter Owen	0	0	0	0	.000	0	0	0	.000	0	0
20 Jack O'Dowd	0	0	0	0	.000	0	0	0	.000	0	0
25 Parker Noland	0	0	0	0	.000	0	0	0	.000	0	0
50 Luke Murphy	0	0	0	0	.000	0	0	0	.000	0	0
10 TJ McKenzie	0	0	0	0	.000	0	0	0	.000	0	0
40 Sam Hliboki	0	0	0	0	.000	0	0	0	.000	0	0
31 Miles Garrett	0	0	0	0	.000	0	0	0	.000	0	0
32 Hugh Fisher	0	0	0	0	.000	0	0	0	.000	0	0
22 Jack Leiter	0	0	0	0	.000	0	0	1	.000	0	0
36 Grayson Moore	0	0	0	0	.000	0	0	0	.000	0	0
Totals	102	81	18	3	.971	3	0	2	.000	0	0
Opponents	92	72	18	2	.978	3	1	0	1.000	0	0

Hitting minimums - 2.5 TPA/Game
Pitching minimums - 1.0 IP/Game

The Automated ScoreBook
Game Results for Vanderbilt (as of Feb 25, 2021)
(All games)



Date	Opponent	Score	Inns	Overall	SEC	Pitcher of record	Attend	Time
Feb 22, 2021	WRIGHT STATE-1	w 14-1	9	1-0-0	0-0-0	Rocker (W 1-0)	-	3:20
Feb 22, 2021	WRIGHT STATE-2	w 1-0	9	2-0-0	0-0-0	Leiter (W 1-0)	178	2:33
Feb 24, 2021	WESTERN KENTUCKY	w 12-1	9	3-0-0	0-0-0	Little (W 1-0)	140	2:32

() extra inning game

The Automated ScoreBook
Miscellaneous Stats for Vanderbilt (as of Feb 25, 2021)
(All games)



Multiple Hit Games	2	3	4	5+	Total
12 Dominic Keegan	1	1	-	-	2
8 Isaiah Thomas	1	1	-	-	2
51 Enrique Bradfield Jr	2	-	-	-	2
9 Carter Young	1	-	-	-	1
25 Parker Noland	-	1	-	-	1
6 Tate Kolwyck	1	-	-	-	1
99 Jayson Gonzalez	-	1	-	-	1
TEAM	6	4	0	0	10

Multiple RBI Games	2	3	4	5+	Total
12 Dominic Keegan	1	1	-	-	2
17 C.J. Pittaro	1	-	-	-	1
6 Tate Kolwyck	-	1	-	-	1
8 Isaiah Thomas	-	1	-	-	1
99 Jayson Gonzalez	-	1	-	-	1
51 Enrique Bradfield Jr	1	-	-	-	1
TEAM	3	4	0	0	7

Hitting Streaks	Longest	Current
51 Enrique Bradfield Jr	3	3
8 Isaiah Thomas	3	3
9 Carter Young	3	3
99 Jayson Gonzalez	3	3
6 Tate Kolwyck	3	3
12 Dominic Keegan	1	1
16 Jack Bulger	1	1
5 CJ Rodriguez	1	1
25 Parker Noland	1	-
17 C.J. Pittaro	1	1

Reached Base Streaks	Longest	Current
9 Carter Young	3	3
99 Jayson Gonzalez	3	3
8 Isaiah Thomas	3	3
12 Dominic Keegan	3	3
51 Enrique Bradfield Jr	3	3
6 Tate Kolwyck	3	3
21 Calvin Hewett	2	2
5 CJ Rodriguez	2	2
16 Jack Bulger	1	1
17 C.J. Pittaro	1	1
25 Parker Noland	1	-
55 Maxwell Romero Jr.	1	1

The Automated ScoreBook
Miscellaneous Stats for Vanderbilt (as of Feb 25, 2021)
(All games)



Starting Lineup By Position
(Team W-L record when starter)

PITCHER:
80 Kumar Rocker 1 (1-0)
42 Christian Little 1 (1-0)
22 Jack Leiter 1 (1-0)
CATCHER:
5 CJ Rodriguez 2 (2-0)
55 Maxwell Romero J 1 (1-0)
FIRST BASE:
12 Dominic Keegan 3 (3-0)
SECOND BASE:
6 Tate Kolwyck 3 (3-0)
THIRD BASE:
99 Jayson Gonzalez 3 (3-0)
SHORTSTOP:
9 Carter Young 3 (3-0)
LEFT FIELD:
16 Jack Bulger 2 (2-0)
3 Cooper Davis 1 (1-0)
CENTER FIELD:
51 Enrique Bradfield 3 (3-0)
RIGHT FIELD:
8 Isaiah Thomas 3 (3-0)
DESIGNATED HITTER:
25 Parker Noland 3 (3-0)

Starting Lineup By Lineup Spot
(Team W-L record when starter)

LEADOFF:
16 Jack Bulger 2 (2-0)
3 Cooper Davis 1 (1-0)
2ND SPOT:
9 Carter Young 3 (3-0)
3RD SPOT:
8 Isaiah Thomas 2 (2-0)
5 CJ Rodriguez 1 (1-0)
CLEANUP:
25 Parker Noland 2 (2-0)
8 Isaiah Thomas 1 (1-0)
5TH SPOT:
6 Tate Kolwyck 2 (2-0)
25 Parker Noland 1 (1-0)
6TH SPOT:
6 Tate Kolwyck 1 (1-0)
5 CJ Rodriguez 1 (1-0)
55 Maxwell Romero J 1 (1-0)
7TH SPOT:
12 Dominic Keegan 3 (3-0)
8TH SPOT:
51 Enrique Bradfield 3 (3-0)
9TH SPOT:
99 Jayson Gonzalez 3 (3-0)

CAREER HIGHS

30 ★ Nelson Berkwich Innings Pitched: None Strikeouts: None Hits Allowed: None Walks Allowed: None Runs Allowed: None
51 ★ Enrique Bradfield Jr. Hits: 2, 2x, last vs. Western Kentucky (2/24/21) Runs: 2, vs. Wright St.-1 (2/22/21) RBI: 1, vs. Wright St.-1 (2/22/21) Walks: 1, vs. Wright St.-1 (2/22/21) HRs: None Strikeouts: 1, 2x, last vs. Western Kentucky (2/24/21) Stolen Bases: 1, vs. Wright St.-1 (2/22/21)
46 ★ Gage Bradley Innings Pitched: None Strikeouts: None Hits Allowed: None Walks Allowed: None Runs Allowed: None
16 ★ Jack Bulger Hits: 1, vs. Western Kentucky (2/24/21) Runs: 1, vs. Western Kentucky (2/24/21) RBI: 1, 2x, last vs. Western Kentucky (2/24/21) Walks: None HRs: None Strikeouts: 1, vs. Wright St.-1 (2/22/21) Stolen Bases: None
39 ★ Gavin Casas Hits: None Runs: None RBI: None Walks: None HRs: None Strikeouts: None Stolen Bases: None
3 ★ Cooper Davis Hits: 4, vs. SEMO (2/26/19) Runs: 3, 2x, last vs. Tennessee (3/30/19) RBI: 3, 2x, last at Texas A&M (3/15/19) Walks: 3, vs. Illinois-Chicago (2/23/20) HRs: None Strikeouts: 2, 3x, last at Georgia (4/5/19) Stolen Bases: 1, 8x, last vs. South Alabama (2/18/20)
43 ★ Michael Doolin Innings Pitched: 4.0, vs. South Alabama (2/19/20) Strikeouts: 7, vs. South Alabama (2/19/20) Hits Allowed: 2, vs. Evansville (2/25/20) Walks Allowed: 2, vs. Hawaii (3/1/20) Runs Allowed: 1, vs. Hawaii (3/1/20)
18 ★ Will Duff Hits: 2, 2x, last vs. Hawaii (3/1/20) Runs: 1, 2x, last vs. Hawaii (3/1/20) RBI: 2, vs. Cal Poly (2/16/20) Walks: 1, vs. Hawaii (3/1/20) HRs: None Strikeouts: 2, vs. Illinois-Chicago (2/23/20) Stolen Bases: 1, vs. Hawaii (3/1/20)
45 ★ Alan Espinal Hits: None Runs: None RBI: None Walks: None HRs: None Strikeouts: None Stolen Bases: None

44 ★ Donye Evans Innings Pitched: None Strikeouts: None Hits Allowed: None Walks Allowed: None Runs Allowed: None
32 ★ Hugh Fisher Innings Pitched: 4.0, vs. Illinois State (3/10/19) Strikeouts: 8, vs. Missouri (5/12/19) Hits Allowed: 4, vs. Arkansas (4/14/19) Walks Allowed: 2, 7x, last vs. LSU (5/25/19) Runs Allowed: 4, vs. Duke (6/7/19)
31 ★ Miles Garrett Innings Pitched: 1.0, vs. Western Kentucky (2/24/21) Strikeouts: 1, vs. Western Kentucky (2/24/21) Hits Allowed: None Walks Allowed: 1, vs. Western Kentucky (2/24/21) Runs Allowed: None
99 ★ Jayson Gonzalez Hits: 4, 2x, last vs. Austin Peay (2/27/18) Runs: 3, vs. Middle Tennessee (5/15/18) RBI: 5, vs. UMass-Lowell (2/24/18) Walks: 2, vs. Evansville (2/20/19) HRs: 2, vs. UMass-Lowell (2/24/18) Strikeouts: 3, 5x, last at Tennessee (5/12/18) Stolen Bases: 1, 3x, last vs. Illinois St. (3/10/19)
77 ★ Brett Hansen Innings Pitched: None Strikeouts: None Hits Allowed: None Walks Allowed: None Runs Allowed: None
21 ★ Calvin Hewett Hits: None Runs: 1, 2x, last vs. Western Kentucky (2/24/21) RBI: None Walks: None HRs: None Strikeouts: None Stolen Bases: None
40 ★ Sam Hliboki Innings Pitched: 5.0, at UCLA (3/6/20) Strikeouts: 5, vs. Hawaii (2/28/20) Hits Allowed: 1, 2x, last vs. Hawaii (3/1/20) Walks Allowed: 1, 2x, last at UCLA (3/6/20) Runs Allowed: None
11 ★ Matt Hogan Hits: None Runs: 1, vs. Davidson (3/5/19) RBI: None Walks: 1, vs. Davidson (3/5/19) HRs: None Strikeouts: 1, 3x, last vs. Toledo (3/11/20) Stolen Bases: None
34 ★ Spencer Jones Hits: 2, 2x, last at UCLA (3/6/20) Runs: 2, vs. UConn (2/15/20) RBI: 2, vs. Cal Poly (2/16/20) Walks: 1, 4x, last vs. Hawaii (2/29/20) HRs: None Strikeouts: 1, 7x, last vs. TCU (3/8/20) Stolen Bases: 2, vs. UConn (2/15/20)

12 ★ Dominic Keegan Hits: 3, vs. Western Kentucky (2/24/21) Runs: 3, vs. Western Kentucky (2/24/21) RBI: 3, 2x, last vs. Western Kentucky (2/24/21) Walks: 1, 4x, last vs. TCU (3/8/20) HRs: 1, vs. Western Kentucky (2/24/21) Strikeouts: 2, 3x, last vs. TCU (3/8/20) Stolen Bases: None
6 ★ Tate Kolwyck Hits: 2, 3x, last vs. Wright St.-1 (2/22/21) Runs: 1, 5x, last Western Kentucky (2/24/21) RBI: 3, vs. Wright St.-1 (2/22/21) Walks: 1, 5x, last Western Kentucky (2/24/21) HRs: 1, at Southern Cal (3/7/20) Strikeouts: 2, 3x, last Western Kentucky (2/24/21) Stolen Bases: None
19 ★ Troy Laneve Hits: None Runs: None RBI: None Walks: None HRs: None Strikeouts: 1, vs. Toledo (3/11/20) Stolen Bases: None
22 ★ Jack Leiter Innings Pitched: 5.0, 2x, last vs. Evansville (2/25/20) Strikeouts: 12, vs. South Alabama (2/18/20) Hits Allowed: 4, vs. TCU (3/8/20) Walks Allowed: 4, vs. TCU (3/8/20) Runs Allowed: 3, vs. TCU (3/8/20)
42 ★ Christian Little Innings Pitched: 3.0, Western Kentucky (2/24/21) Strikeouts: 1, Western Kentucky (2/24/21) Hits Allowed: 3, Western Kentucky (2/24/21) Walks Allowed: None Runs Allowed: 1, Western Kentucky (2/24/21)
29 ★ Nick Maldonado Innings Pitched: 2.0, 3x, last vs. Central Arkansas (3/3/20) Strikeouts: 5, vs. Saint Louis (2/26/20) Hits Allowed: 6, vs. Saint Louis (2/26/20) Walks Allowed: 1, vs. Central Arkansas (3/3/20) Runs Allowed: 2, vs. Saint Louis (2/26/20)
35 ★ Chris McElvain Innings Pitched: 2.1, vs. Cal Poly (2/16/20) Strikeouts: 3, vs. Hawaii (2/29/20) Hits Allowed: 4, vs. Cal Poly (2/16/20) Walks Allowed: 2, vs. Cal Poly (2/16/20) Runs Allowed: 4, vs. Cal Poly (2/16/20)
10 ★ T.J. McKenzie Hits: None Runs: 1, vs. Hawaii (3/1/20) RBI: None Walks: None HRs: None Strikeouts: 1, Western Kentucky (2/24/21) Stolen Bases: None
36 ★ Grayson Moore Hits: None Runs: None RBI: None Walks: None HRs: None Strikeouts: None Stolen Bases: None

50 ★ Luke Murphy Innings Pitched: 1.0, vs. Central Arkansas (3/3/20) Strikeouts: 2, vs. Central Arkansas (3/3/20) Hits Allowed: 1, 2x, last vs. Central Arkansas (3/3/20) Walks Allowed: 4, vs. Illinois-Chicago (2/22/20) Runs Allowed: 2, vs. Illinois-Chicago (2/22/20)
25 ★ Parker Noland Hits: 2, 5x, last at UCLA (3/6/20) Runs: 2, vs. Central Arkansas (3/3/20) RBI: 2, 3x, last at UCLA (3/6/20) Walks: 3, vs. Central Arkansas (3/3/20) HRs: None Strikeouts: 2, 5x, last vs. Toledo (3/11/20) Stolen Bases: 1, 2x, last vs. Hawaii (2/28/20)
20 ★ Jack O'Dowd Hits: None Runs: None RBI: None Walks: None HRs: None Strikeouts: 1, 2x, last Western Kentucky (2/24/21) Stolen Bases: None
33 ★ Hunter Owen Innings Pitched: 2.0, Western Kentucky (2/24/21) Strikeouts: 4, Western Kentucky (2/24/21) Hits Allowed: 1, Western Kentucky (2/24/21) Walks Allowed: None Runs Allowed: None
17 ★ C.J. Pittaro Hits: 1, Western Kentucky (2/24/21) Runs: None RBI: 2, Western Kentucky (2/24/21) Walks: None HRs: None Strikeouts: None Stolen Bases: None
88 ★ Patrick Reilly Innings Pitched: 1.0, Western Kentucky (2/24/21) Strikeouts: 1, Western Kentucky (2/24/21) Hits Allowed: 1, Western Kentucky (2/24/21) Walks Allowed: None Runs Allowed: None
80 ★ Kumar Rocker Innings Pitched: 9.0, vs. Duke (6/8/19) Strikeouts: 19, vs. Duke (6/8/19) Hits Allowed: 10, vs. Tennessee (3/31/19) Walks Allowed: 4, 2x, last at UCLA (3/6/20) Runs Allowed: 7, vs. Tennessee (3/31/19)
5 ★ CJ Rodriguez Hits: 4, vs. UConn (2/15/20) Runs: 2, vs. Cal Poly (2/16/20) RBI: 3, vs. UConn (2/15/20) Walks: 1, 5x, last vs. Toledo (3/11/20) HRs: None Strikeouts: 2, at UCLA (3/6/20) Stolen Bases: None
55 ★ Maxwell Romero Jr. Hits: None Runs: None RBI: None Walks: None HRs: None Strikeouts: None Stolen Bases: None

CAREER HIGHS

66 ★ Thomas Schultz

Innings Pitched: 5.0, vs. Hawaii (2/29/20)
Strikeouts: 7, vs. South Alabama (2/18/20)
Hits Allowed: 3, 2x, last vs. TCU (3/8/20)
Walks Allowed: 2, vs. TCU (3/8/20)
Runs Allowed: 1, vs. Hawaii (2/29/20)

27 ★ Ethan Smith

Innings Pitched: 5.0, 3x, last vs. Toledo (3/11/20)
Strikeouts: 8, at South Carolina (5/3/19)
Hits Allowed: 3, 4x, last vs. Toledo (3/11/20)
Walks Allowed: 4, vs. Toledo (3/11/20)
Runs Allowed: 2, 5x, last vs. Central Arkansas (3/3/20)

28 ★ Ryan Stefiuk

Innings Pitched: None
Strikeouts: None
Hits Allowed: None
Walks Allowed: None
Runs Allowed: None

8 ★ Isaiah Thomas

Hits: 4, vs. Tennessee Tech (4/30/19)
Runs: 3, vs. Tennessee Tech (4/30/19)
RBI: 5, vs. Tennessee Tech (4/30/19)
Walks: 1, 4x, last vs. Saint Louis (2/26/20)
HRs: 2, 2x, last vs. Hawaii (3/1/20)
Strikeouts: 3, at Alabama (4/19/19)
Stolen Bases: 1, 3x, last vs. Hawaii (3/1/20)

2 ★ Javier Vaz

Hits: None
Runs: None
RBI: None
Walks: None
HRs: None
Strikeouts: None
Stolen Bases: None

9 ★ Carter Young

Hits: 3, 2x, last vs. Evansville (2/25/20)
Runs: 2, 3x, last vs. Toledo (3/11/20)
RBI: 3, vs. South Alabama (2/19/20)
Walks: 1, 4x, last vs. Toledo (3/11/20)
HRs: None
Strikeouts: 2, 4x, last vs. Central Arkansas (3/3/20)
Stolen Bases: 1, vs. Illinois-Chicago (2/21/20)

THE LAST TIME VANDERBILT ...

Won 5 or more consecutive games 8 games (Feb. 18-28 2020)
Won 7 or more consecutive games 8 games (Feb. 18-28 2020)
Won 10 or more consecutive games 12 games (May 12, 2019-June 2, 2019)
Won 13 or more consecutive games 13 games (April 16-May 10, 2019)
Won 14 or more consecutive games 14 games (April 20-May 16, 2013)
Won 15 or more consecutive games 19 games (Feb. 9-March 16, 2007)

Won 5 or more consecutive home games 8 games (Feb. 18-28 2020)
Won 8 or more consecutive home games 8 games (Feb. 18-28 2020)
Won 10 or more consecutive home games 17 games (May 29, 2015-March 15, 2016)
Won 20 or more consecutive home games Never Happened

Won 5 or more consecutive road games 11 games (April 9-May 17, 2019)
Won 7 or more consecutive road games 11 games (April 9-May 17, 2019)
Won 10 or more consecutive road games 11 games (April 9-May 17, 2019)
Won 12 or more consecutive road games 13 games (April 20, 2013-March 18, 2014)

Won 5 or more consecutive conference games 10 games (April 19-May 10, 2019)
Won 6 or more consecutive conference games 10 games (April 19-May 10, 2019)
Won 9 or more consecutive conference games 10 games (April 19-May 10, 2019)
Won 11 or more consecutive conference games 11 games (April 20-May 16, 2013)

Won 5 or more consecutive conference home games 9 games (May 17, 2018-March 30, 2019)
Won 8 or more consecutive conference home games 9 games (May 17, 2018-March 30, 2019)
Won 9 or more consecutive conference home games 12 games (March 23-May 16, 2013)

Won 5 or more consecutive conference road games 9 games (April 19, 2019-present)
Won 7 or more consecutive conference road games 9 games (April 19, 2019-present)
Won 9 or more consecutive conference road games 9 games (April 19, 2019-present)

Won 5 or more consecutive midweek games 17 games (March 5, 2019-present)
Won 10 or more consecutive midweek games 17 games (March 5, 2019-present)
Won 15 or more consecutive midweek games 17 games (March 5, 2019-present)
Won 17 or more consecutive midweek games 22 games (March 10, 2004-April 26, 2005)

Won 5 or more consecutive midweek home games 13 games (May 5, 2019-present)
Won 13 or more consecutive midweek home games 13 games (May 5, 2019-present)
Won 14 or more consecutive midweek home games 16 games (March 23, 2010-Feb. 22, 2012)

Lost 5 or more consecutive games 6 games (April 29-May 8, 2018)
Lost 7 or more consecutive games 7 games (March 28-April 6, 1997)
Lost 8 or more consecutive games 12 games (March 25-April 10, 1994)

Lost 4 or more consecutive home games 4 games (Feb. 24-29, 2012)
Lost 5 or more consecutive home games 6 games (April 30-May 22, 2005)
Lost 6 or more consecutive home games 6 games (April 30-May 22, 2005)
Lost 7 or more consecutive home games 9 games (1965-1966)

Lost 5 or more consecutive road games 6 games (March 30-April 20, 2018)
Lost 6 or more consecutive road games 6 games (March 30-April 20, 2018)
Lost 7 or more consecutive road games 8 games (Feb. 17-April 6, 2012)
Lost 8 or more consecutive road games 8 games (Feb. 17-April 6, 2012)
Lost 9 or more consecutive road games 9 games (March 25-April 26, 1994)
Los 10 or more consecutive road games 11 games (April 18, 1978-March 5, 1979)

Lost 5 or more consecutive conference games 6 games (May 10, 2009-March 20, 2010)
Lost 6 or more consecutive conference games 6 games (May 10, 2009-March 20, 2010)
Lost 7 or more consecutive conference games 7 games (May 10, 2008-March 15, 2009)
Lost 8 or more consecutive conference games 11 games (April 5-27, 2002)
Lost 9 or more consecutive conference games 11 games (April 5-27, 2002)
Lost 10 or more consecutive conference games 11 games (April 5-27, 2002)

Lost 5 or more consecutive conference home games 5 games (April 12-27, 2002)
Lost 6 or more consecutive conference home games 9 games (April 14-May 14, 2000)
Lost 7 or more consecutive conference home games 9 games (April 14-May 14, 2000)
Lost 8 or more consecutive conference home games 9 games (April 14-May 14, 2000)

Lost 5 or more consecutive conference road games 5 games (March 30-April 20, 2018)
Lost 6 or more consecutive conference road games 10 games (April 5-May 17, 2002)
Lost 7 or more consecutive conference road games 10 games (April 5-May 17, 2002)
Lost 8 or more consecutive conference road games 10 games (April 5-May 17, 2002)

Shutout an opponent vs. Wright State - Game 2, 1-0 (Feb. 22, 2021)
Shutout an opponent on Opening Day vs. Santa Clara, 4-0 (Feb. 13, 2015)
Shutout an opponent at home vs. Wright State - Game 2, 1-0 (Feb. 22, 2021)
Shutout an SEC opponent at home vs. Florida, 5-0 (March 21, 2019)
Shutout an opponent on the road at Alabama, 2-0 (April 21, 2019)
Shutout an SEC opponent on the road at Alabama, 2-0 (April 21, 2019)
Shutout an opponent on a neutral field vs. Duke, 3-0 @ Nashville Super Regional (June 8, 2019)
Shutout a midweek opponent at home vs. Evansville, 6-0 (Feb. 25, 2020)
Shutout a midweek opponent on the road at Middle Tennessee, 1-0 (April 12, 2011)
Shutout back-to-back opponents vs. South Alabama, 3-0 + 4-0 (Feb. 18-19, 2020)
Shutout three consecutive opponents vs. South Alabama, 3-0 + 4-0; vs. Illinois-Chicago, 9-0 (Feb. 18-21, 2020)

Was shutout at Texas A&M, 7-0 (March 17, 2019)
Was shutout in back-to-back games Kentucky, 14-0 & 4-0 (April 23, 1976)

Was shutout on Opening Day vs. San Diego, 10-0 (Feb. 17, 2006)
Was shutout at home Kentucky, 3-0 (April 17, 2016)
Was shutout at home by an SEC opponent Kentucky, 3-0 (April 17, 2016)

Was shutout on the road at Texas A&M, 7-0 (March 17, 2019)
Was shutout on the road by an SEC opponent at Texas A&M, 7-0 (March 17, 2019)
Was shutout on a neutral field vs. Louisiana, 3-0, at Minute Maid Park (March 3, 2018)
Was shutout against a midweek opponent at home vs. Belmont, 1-0 (Feb. 26, 2003)
Was shutout against a midweek opponent on the road at North Florida, 2-0 (March 5, 1991)
Was shutout against a non-conference opponent on a neutral site vs. Louisiana, 3-0, at MMP (March 3, 2018)

Run-ruled an opponent vs. Auburn, 11-1, 8 inn. @ SEC Tournament (May 22, 1991)
Run-ruled an opponent at home vs. Evansville, 14-3, 5 inn. (April 17, 2002)

Was run-ruled vs. Texas A&M, 13-3, 7 inn. @ SEC Tournament (May 27, 2016)

Played in 14 or more innings 14 innings, vs. Illinois-Chicago (W, 6-5) (Feb. 27, 2016)
Played in 15 or more innings 16 innings, vs. Ole Miss (L, 6-5) (April 10, 2015)
Played in 16 or more innings 16 innings, vs. Ole Miss (L, 6-5) (April 10, 2015)
Played in 17 or more innings 17 innings, vs. Louisville (W, 11-10) (May 11, 2010)

Won both games of a doubleheader vs. Wright State: 14-1, 1-0 (Feb. 22, 2021)
Shutout opponent in both games of a doubleheader vs. Georgia: 3-0, 6-0 (April 27, 1976)
Lost both games of a doubleheader at Tennessee: 4-2 (11), 4-3 (April 25, 2010)

Swept a 3-game series at home vs. Illinois-Chicago (Feb. 21-23, 2020)
Swept a 3-game series at home vs. non-conference opponent vs. Illinois-Chicago (Feb. 21-23, 2020)
Swept a 3-game series on the road at Kentucky (May 16-18, 2019)
Swept a 3-game SEC series at home vs. #25 Auburn (April 25-27, 2019)
Swept a 3-game SEC series on the road at Kentucky (May 16-18, 2019)
Swept a midweek series at home 2 games, vs. South Alabama (Feb. 18-19, 2020)
Swept a midweek series on the road 2 games, at Ohio (May 17-18, 2005)
Swept a four-game series vs. Sewanee (1907)

Was swept in a 3-game series at home vs. Oregon (Feb. 24-26, 2012)
Was swept in a 3-game series at home vs. non-conference opponent vs. Oregon (Feb. 24-26, 2012)
Was swept in a 3-game series on the road at Auburn (May 4-6, 2018)
Was swept in a 3-game SEC series at home vs. Tennessee (May 14-16, 2009)
Was swept in a 3-game SEC series on the road at Auburn (May 4-6, 2018)

Swept 3 or more SEC series in a season 5, 2019 (vs. UF, at ALA, vs. AUB, at USC, at UK)
Swept 5 or more SEC series in a season 5, 2019 (vs. UF, at ALA, vs. AUB, at USC, at UK)
Swept 6 or more SEC series in a season 6, 2013 (at AUB, vs. UT, at OM, vs. MIZ, vs. MSU, vs. UK)
Was swept in 3 or more SEC series in a season 3, 2009 (vs. ALA, at USC, vs. UT)
Was swept in 4 or more SEC series in a season 4, 2002 (vs. UGA, at OM, at UF, at AUB)

Swept Alabama in a 3-game series at home April 9-11, 2011
Swept Alabama in a 3-game series on the road April 19-21, 2019
Was swept by Alabama in a 3-game series at home April 17-19, 2009
Was swept by Alabama in a 3-game series on the road April 22-23, 2006

Swept Florida in a 3-game series at home March 21-23, 2019
Swept Florida in a 3-game series on the road Never Happened
Was swept by Florida in a 3-game series at home May 20-22, 2005
Was swept by Florida in a 3-game series on the road March 30-April 1, 2018

Swept Georgia in a 3-game series at home April 29-May 1, 2016
Swept Georgia in a 3-game series on the road April 3-5, 2015
Was swept by Georgia in a 3-game series at home March 22-24, 2002
Was swept by Georgia in a 3-game series on the road May 2-4, 2003

Swept Kentucky in a 3-game series at home May 17-19, 2018
Swept Kentucky in a 3-game series on the road May 16-18, 2019
Was swept by Kentucky in a 3-game series at home May 12-14, 2000
Was swept by Kentucky in a 3-game series on the road April 9-10, 1988

Swept LSU in a 3-game series at home April 22-24, 2011
Swept LSU in a 3-game series on the road Never Happened
Was swept by LSU in a 3-game series at home Never Happened
Was swept by LSU in a 3-game series on the road March 7-9, 1997

Swept Mississippi State in a 3-game series at home April 26-28, 2013
Swept Mississippi State in a 3-game series on the road March 16-18, 2018
Was swept by Mississippi State in a 3-game series at home April 20-21, 1991
Was swept by Mississippi State in a 3-game series on the road March 11-12, 2000

Swept Missouri in a 3-game series at home April 24-26, 2015
Swept Missouri in a 3-game series on the road May 25-27, 2016
Was swept by Missouri in a 3-game series at home Never Happened
Was swept by Missouri in a 3-game series on the road Never Happened

Swept Ole Miss in a 3-game series at home May 17-19, 2012
Swept Ole Miss in a 3-game series on the road April 5-7, 2013
Was swept by Ole Miss in a 3-game series at home 1967
Was swept by Ole Miss in a 3-game series on the road April 5-6, 2008

Swept South Carolina in a 3-game series at home Never Happened
Swept South Carolina in a 3-game series on the road May 3-5, 2019
Was swept by South Carolina in a 3-game series at home April 12-14, 2002
Was swept by South Carolina in a 3-game series on the road May 1-3, 2009

Swept Tennessee in a 3-game series at home March 29-31, 2013
Swept Tennessee in a 3-game series on the road May 2-4, 2008
Was swept by Tennessee in a 3-game series at home May 14-16, 2009
Was swept by Tennessee in a 3-game series on the road May 5-7, 2000

THE LAST TIME VANDERBILT ...

Defeated a Top 25 ranked team _____ vs. #22 TCU, 4-3 (March 8, 2020)
Defeated a Top 25 ranked team at home _____ vs. #21 Missouri, 7-2 (May 12, 2019)
Defeated a Top 25 ranked team on the road _____ at #6 Louisville, 6-2 (May 7, 2019)
Defeated a Top 25 ranked team at a neutral site _____ vs. #22 TCU, 4-3 (March 8, 2020)
Defeated a Top 25 ranked non-conference team _____ vs. #22 TCU, 4-3 (March 8, 2020)
Defeated a Top 25 ranked non-conference team at home _____ vs. #23 Indiana State, 12-1 (June 2, 2019)
Defeated a Top 25 ranked non-conference team on the road _____ at #6 Louisville, 6-2 (May 7, 2019)

Defeated a Top 20 ranked team _____ vs. #11 Louisville, 3-2 (June 21, 2019)
Defeated a Top 20 ranked team at home _____ vs. #12 Arkansas, 12-2 (April 13, 2019)
Defeated a Top 20 ranked team on the road _____ at #6 Louisville, 6-2 (May 7, 2019)
Defeated a Top 20 ranked team at a neutral site _____ vs. #11 Louisville, 3-2 (June 21, 2019)

Defeated a Top 15 ranked team _____ vs. #11 Louisville, 3-2 (June 21, 2019)
Defeated a Top 15 ranked team at home _____ vs. #12 Arkansas, 12-2 (April 13, 2019)
Defeated a Top 15 ranked team on the road _____ at #6 Louisville, 6-2 (May 7, 2019)
Defeated a Top 15 ranked team at a neutral site _____ vs. #11 Louisville, 3-2 (June 21, 2019)

Defeated a Top 10 ranked team _____ vs. #3 Mississippi State, 6-3 (June 19, 2019)
Defeated a Top 10 ranked team at home _____ vs. #5 Ole Miss, 8-7 (April 15, 2018)
Defeated a Top 10 ranked team on the road _____ at #6 Louisville, 6-2 (May 7, 2019)
Defeated a Top 10 ranked team at a neutral site _____ vs. #3 Mississippi State, 6-3 (June 19, 2019)

Defeated a Top 5 ranked team _____ vs. #3 Mississippi State, 6-3 (June 19, 2019)
Defeated a Top 5 ranked team at home _____ vs. #5 Ole Miss, 8-7 (April 15, 2018)
Defeated a Top 5 ranked team on the road _____ at #4 Georgia, 3-2 -- 11 inn. (April 5, 2019)
Defeated a Top 5 ranked team at a neutral site _____ vs. #3 Mississippi State, 6-3 (June 19, 2019)

Defeated a #1 ranked team _____ vs. #1 Texas A&M, 6-5 (May 25, 2016)
Defeated a #1 ranked team at home _____ vs. #1 Kentucky, 4-3 (April 28, 2012)
Defeated a #1 ranked team on the road _____ at #1 Florida, 5-0 (May 14, 2016)
Defeated a #1 ranked team at a neutral site _____ vs. #1 Texas A&M, 6-5 (May 25, 2016)

Won a series against a Top 25 ranked team _____ vs. #21 Missouri: 5-2, 2-5, 7-2 (May 10-12, 2019)
Won a series against a Top 10 ranked team _____ vs. #5 Ole Miss: 3-11, 8-7, 8-7 (April 13-15, 2018)
Won a series against a Top 25 ranked team at home _____ vs. #21 Missouri: 5-2, 2-5, 7-2 (May 10-12, 2019)
Won a series against a Top 10 ranked team at home _____ vs. #5 Ole Miss: 3-11, 8-7, 8-7 (April 13-15, 2018)
Won a series against a Top 25 ranked team on the road _____ at #19 Miss. St.: 5-0, 10-1, 4-3 (March 16-18, 2018)
Won a series against a Top 10 ranked team on the road _____ at #4 Florida: 0-1, 3-0, 16-2 (May 8-10, 2014)
Swept a series against a Top 25 ranked team _____ vs. #25 Auburn: 12-6, 5-2, 9-5 (April 25-27, 2019)
Swept a series against a Top 10 ranked team _____ 2 games, at #1 Arkansas, 9-0, 13-6 (April 10-11, 2009)
Have not swept a 3-game series in the Tim Corbin era
Played to a tie _____ vs. Alabama, 3-3 - 8 inn. (May 20, 2017)

Hit back-to-back home runs _____ Ty Duvall (grand slam), Julian Infante (solo) - 6th inn. vs. Indiana State (June 2, 2019)
Hit back-to-back HR twice in a game _____ Connor Kaiser (3R), Philip Clarke (solo) - 3rd inn;
Julian Infante (solo), Harrison Ray (solo) - 8th inn at Clemson (June 3, 2018)

Had multiple players hit 2-or-more home runs _____
Stephen Scott (2), Philip Clarke (2), Connor Kaiser (3) at Clemson (June 3, 2018)
Hit 2 or more home runs in an inning _____ 2, 1st inning. vs. Duke (June 9, 2019)
Hit 3 or more home runs in an inning _____ 3, 3rd inning. vs. San Diego (Feb. 21, 2016)
Hit 5 or more home runs in a game _____ 5, vs. Duke (June 9, 2019)
Hit 6 or more home runs in a game _____ 9, vs. #8 Clemson @ NCAA Clemson Regional (June 3, 2018)
Hit 8 or more home runs in a game _____ 9, vs. #8 Clemson @ NCAA Clemson Regional (June 3, 2018)
Hit multiple grand slams in a season _____ 6 (P. Clarke, P. DeMarco, S. Scott, J. Infante, T. Duvall) (2019)
Hit 3 or more grand slams in a season _____ 6 (P. Clarke, P. DeMarco, S. Scott, J. Infante, T. Duvall) (2019)
Hit 4 or more grand slams in a season _____ 6 (P. Clarke, P. DeMarco, S. Scott, J. Infante, T. Duvall) (2019)

Homered in 3 or more consecutive innings _____ 3, vs. Tennessee Tech, 3rd-4th-5th (April 30, 2019)
Homered in 4 or more consecutive innings _____ 4, vs. Clemson, 5th-6th-7th-8th (June 3, 2018)
Homered in 5 or more consecutive games _____ 6 games (May 12-22 2019)
Homered in 8 or more consecutive games _____ 11 games (April 13-May 5, 2019)
Homered in 9 or more consecutive games _____ 11 games (April 13-May 5, 2019)
Homered in 10 or more consecutive games _____ 11 games (April 13-May 5, 2019)

Scored 10 or more runs in 3 consecutive games _____ 3 games (March 22-26, 2019)
Scored 10 or more runs in 4 consecutive games _____ 4 games (April 9-14, 2013)
Scored 10 or more runs in 5 or more consecutive games _____ 6 games (April 22-May 1, 2011)
Scored 15 or more runs in a game _____ 16, at Kentucky, 16-10 (May 16, 2019)
Scored 20 or more runs in a game _____ 22, at South Carolina, 22-11 (May 3, 2019)
Scored 20 or more runs in consecutive games _____
21-10 vs. Tennessee Tech; 22-11 at S. Carolina (April 30; May 3, 2019)

Scored 10 or more runs in a loss _____ 12-14, vs. Arkansas (April 14, 2019)
Scored 15 or more runs in a loss _____ 15-16, 10 inn. - at LSU (May 7, 2010)
Scored 17 or more runs in a loss _____ 17-22, vs. Michigan State (March 20, 1993)
Scored 20 or more runs in a loss _____ Never Happened

Scored 10 or more unanswered runs _____ 18, vs. Middle Tennessee (May 15, 2018)
Scored 15 or more unanswered runs _____ 18, vs. Middle Tennessee (May 15, 2018)
Scored 20 or more unanswered runs _____ 21, vs. Radford @ NCAA Nashville Regional (June 1, 2015)

Scored in 5 consecutive innings _____ 5, (1st-5th inn.) vs. Western Kentucky (Feb. 24, 2021)
Scored in 6 consecutive innings _____ 6, (3rd-8th inn.) vs. Tennessee Tech (April 30, 2019)
Scored 5 or more runs in the first inning _____ 5, vs. Illinois-Chicago (Feb. 22, 2020)
Scored 6 or more runs in the first inning _____ 6, vs. Tennessee Tech (April 30, 2019)
Scored 7 or more runs in the first inning _____ 7, vs. #12 Arkansas (April 13, 2019)
Scored 9 or more runs in the first inning _____ 9, vs. Samford (March 12, 2019)

Scored in the first inning in 4 or more consecutive games _____ 4 games (Feb. 21-25, 2020)
Scored 7 or more runs in an inning _____ 9 (6th inn.), at South Carolina (May 3, 2019)
Scored 10 or more runs in an inning _____ 13 (3rd inn.) vs. Davidson (March 5, 2019)
Scored 14 or more runs in an inning _____ 14 (3rd inn.) vs. Middle Tennessee (May 15, 2018)
Scored 4 or more runs in three diff. innings _____ 7 (4th inn), 9 (6th inn) & 5 (7th inn) at South Carolina (May 3, 2019)
Scored 4 or more runs in three diff. innings in consecutive games _____ 6 (1st inn), 5 (3rd inn) & 4 (4th inn)
vs. Tennessee Tech (April 30, 2019) and 7 (4th inn), 9 (6th inn) & 5 (7th inn) at S. Carolina (May 3, 2019)

Scored 10 or more runs in a road game _____ 12, at Kentucky (May 17, 2019)
Scored 15 or more runs in a road game _____ 16, at Kentucky (May 16, 2019)
Scored 20 or more runs in a road game _____ 22, at South Carolina (May 3, 2019)
Scored 25 or more runs in a road game _____ Never Happened

Allowed 10 or more runs in a loss _____ 18, vs. Duke (June 7, 2019)
Allowed 10 or more runs in a win _____ 10, vs. Ole Miss @ SEC Tournament (May 26, 2019)
Allowed 15 or more runs in a game _____ 18, vs. Duke (June 7, 2019)
Allowed 20 or more runs in a game _____ 20, vs. Florida (April 15, 2017)
Allowed 7 or more runs in an inning _____ 10, 8th inn. vs. Duke (June 7, 2019)
Allowed 10 or more runs in an inning _____ 13, 7th inn. vs. Xavier (June 4, 2016)
Allowed 5 or more runs in the first inning _____ 6, vs. Ole Miss @ SEC Tourney (May 26, 2019)

Overcame a deficit of 4 or more runs in a win _____ 8, vs. Ole Miss @ SEC Tournament (May 26, 2019)
Overcame a deficit of 5 or more runs in a win _____ 8, vs. Ole Miss @ SEC Tournament (May 26, 2019)
Overcame a deficit of 6 or more runs in a win _____ 8, vs. Ole Miss @ SEC Tournament (May 26, 2019)
Overcame a deficit of 7 or more runs in a win _____ 8, vs. Ole Miss @ SEC Tournament (May 26, 2019)
Overcame a deficit of 8 or more runs in a win _____ 8, vs. Ole Miss @ SEC Tournament (May 26, 2019)
Overcame a deficit of 9 or more runs in a win _____ 10, vs. Illinois State (March 1, 2015)

Squandered a lead of 4 or more runs in a loss _____ 4, vs. #12 Arkansas (April 14, 2019)
Squandered a lead of 5 or more runs in a loss _____ 5, at #19 Texas A&M (March 16, 2019)
Squandered a lead of 6 or more runs in a loss _____ 7, vs. South Carolina (April 27, 2018)
Squandered a lead of 7 or more runs in a loss _____ 7, vs. South Carolina (April 27, 2018)

Had 15 or more hits in a game _____ 17, vs. Ole Miss @ SEC Tournament (May 26, 2019)
Had 15 or more hits in a win _____ 17, vs. Ole Miss @ SEC Tournament (May 26, 2019)
Had 18 or more hits in a game _____ 19, at Kentucky (May 16, 2019)
Had 18 or more hits in a win _____ 19, at Kentucky (May 16, 2019)
Had 20 or more hits in a win _____ 21, vs. Tennessee Tech (April 30, 2019)
Had 30 or more hits in a game _____ 30, vs. Alabama (April 17, 1988)
Had 50 or more hits in an SEC series _____ 54, vs. Missouri (April 12-14, 2013)
Had 15 or more hits in a loss _____ 17, vs. Florida (April 15, 2017)

Had 10 or more total bases in a game _____ Stephen Scott (10) at Kentucky (May 16, 2019)
Had 11 or more total bases in a game _____ Connor Kaiser (14) at Clemson (June 3, 2018)

Had at least 15 hits in back-to-back games _____
15, 21, 15 vs. Auburn, Tenn. Tech and at South Carolina (April 27-May 3, 2019)
Had at least 10 hits in 5 or more consecutive games _____ 5 games (April 25-May 3, 2019)
Had at least 10 hits in 6 or more consecutive games _____ 6 games (Feb. 20-March 1, 2019)
Had at least 10 hits in 7 or more consecutive games _____ 7 games (Feb. 18-27, 2018)
Had at least 10 hits in 8 or more consecutive games _____ 8 games (Feb. 27-March 12, 2010)

Had 5 or more doubles in a game _____ 5, vs. Illinois-Chicago (Feb. 22, 2020)
Had 6 or more doubles in a game _____ 6, vs. Davidson (March 5, 2019)
Had 7 or more doubles in a game _____ 8, at Clemson (June 3, 2017)
Allowed 5 or more doubles in a game _____ 6, vs. Arkansas (April 14, 2019)
Allowed 6 or more doubles in a game _____ 6, vs. Arkansas (April 14, 2019)

Had 2 or more triples in a game _____ 2, vs. Wright State - Game 1 (Feb. 22, 2021)
Had 3 or more triples in a game _____ 4, vs. Radford (May 31, 2015)
Had 4 or more triples in a game _____ 4, vs. Radford (May 31, 2015)
Allowed 2 or more triples in a game _____ 2, vs. Duke (June 7, 2019)
Allowed 3 or more triples in a game _____ 3, vs. Texas A&M (April 11, 2014)

THE LAST TIME VANDERBILT ...

Allowed 3 or more home runs in a game _____ 3, by Kentucky (May 19, 2018)
Allowed 4 or more home runs in a game _____ 4, vs. Sam Houston State @ Minute Maid Park (March 2, 2018)
Allowed 5 or more home runs in a game _____ 5, at Auburn (March 27, 2009)

Did not draw a walk in a game _____ vs. #12 Arkansas (April 12, 2019)
Walked 10 or more times in a game _____ 11, at South Carolina (May 3, 2019)
Walked 15 or more times in a game _____ 17, vs. Davidson (March 5, 2019)
Walked 18 or more times in a game _____ 19, vs. Middle Tennessee (May 15, 2018)
Allowed 0 walks in a game _____ vs. Hawaii (Feb. 28, 2020)
Allowed 0 walks in back-to-back games _____ at San Diego, DH (Feb. 20, 2011)
Allowed 10 or more walks in a game _____ 10, vs. Tennessee Tech (April 30, 2019)
Allowed 12 or more walks in a game _____ 12, vs. Austin Peay (Feb. 27, 2019)
Allowed 10-plus walks in back-to-back games _____ 12, vs. Illinois State; 12, vs. Evansville (March 1-3, 2015)

Did not strikeout in a game _____ vs. Tennessee-Martin (Feb. 23, 2005)
Struck out 12 or more times in a game _____ 12, vs. Western Kentucky (Feb. 24, 2021)
Struck out 15 or more times in a game _____ 16, vs. Mississippi St. @ Nashville Super Regional (June 10, 2018)
Struck out 15 or more batters in a game _____ 16, vs. Wright State - Game 2 (Feb. 22, 2021)
Struck out 19 or more batters in a game _____ 19, vs. South Alabama (Feb. 18, 2020)
Struck out 20 or more opposing batters in a game _____ 22, vs. Ole Miss (April 10, 2015)
Struck out 10 or more opposing batters in 5 consecutive games _____ 7 games (Feb. 26-March 7, 2020)
Struck out 10 or more opposing batters in 8 consecutive games _____ 13 games (Feb. 20, 2019-March 10, 2019)

Pitching staff held opponent scoreless for 10 consecutive inn. in a game _____ 11 inn. at Missouri (March 26, 2016)

Had 5 or more hit batters in a game _____ 5, by Arkansas (March 14, 2015)
Had 6 or more hit batters in a game _____ 6, by Rhode Island (March 4, 2012)

Had 5 or more stolen bases in a game _____ 6, vs. Hawaii (March 1, 2020)
Had 6 or more stolen bases in a game _____ 6, vs. Hawaii (March 1, 2020)
Had 7 or more stolen bases in a game _____ 7, vs. UMass-Lowell (Feb. 25, 2018)
Had 8 or more stolen bases in a game _____ 8, vs. UNC-Wilmington (June 1, 2012)

Left 13 or more runners on base _____ 13, vs. UConn (Feb. 15, 2020)
Left 14 or more runners on base _____ 15, vs. #14 Florida (March 22, 2019)
Left 15 or more runners on base _____ 15, vs. #14 Florida (March 22, 2019)
Left 16 or more runners on base _____ 17, vs. Mississippi State @ Nashville Super Regional (June 10, 2018)

Committed 4 or more errors in a game _____ 4, vs. Cal Poly (Feb. 16, 2020)
Committed 5 or more errors in a game _____ 6, at Middle Tennessee (March 22, 2016)
Committed 6 or more errors in a game _____ 6, at Middle Tennessee (March 22, 2016)

Combined for a no-hitter _____ at Western Kentucky (J. Lewis, N. Pilkington, J. Scott, M. Buschmann), May 6, 2003
Combined for a perfect game _____ at Western Kentucky (J. Lewis, N. Pilkington, J. Scott, M. Buschmann), May 6, 2003
Combined on a one-hitter _____ vs. Quinnipiac (T. Ferguson, R. Johnson, M. Ruppenthal, B. Bowden), March 11, 2015
Combined on a two-hitter _____ vs. Wright State - Game 2 (Jack Leiter, Thomas Schultz, Nick Maldonado, Luke Murphy, Ethan Smith) Feb. 22, 2021
Combined on a three-hitter _____ vs. Evansville (Jack Leiter, Michael Doolin, Chris McElvain), Feb. 25, 2020
Was no-hit _____ at Texas A&M (Kyle Simonds, 9.0), May 7, 2016

Started six true freshmen _____ at Auburn (Austin Martin - LF, Philip Clarke - DH, Pat DeMarco - RF, Jayson Gonzalez - SS, Garrett Blaylock - 3B, Mason Hickman - SP), May 6, 2018

HITTING:

Hit an inside-the-park home run _____ Will Toffey vs. Belmont (March 22, 2017)
Hit a pinch-hit home run _____ Walker Grisanti at #4 Georgia (April 5, 2019)
Hit a grand slam _____ Ty Duvall vs. Indiana State (June 2, 2019)
Hit a grand slam on the road _____ Julian Infante at South Carolina (May 3, 2019)

Hit a walk-off home run _____ Isaiah Thomas vs. Hawaii (March 1, 2020)
Hit an extra-inning walk-off home run _____ Isaiah Thomas vs. Hawaii, 11th inning (March 1, 2020)
Hit a postseason walk-off home run _____ JJ Bleday vs. Mississippi State (June 9, 2018)
Had a walk-off base hit _____ Isaiah Thomas vs. Hawaii (March 1, 2020)
Drew a walk-off walk _____ Carter Young vs. TCU (March 8, 2020)

Hit 2 or more home runs in a game _____ Isaiah Thomas (2) vs. Hawaii (March 1, 2020)
Hit 2 or more home runs in an SEC game _____ Stephen Scott (2) at Kentucky (May 16, 2019)
Hit 3 or more home runs in a game _____ Connor Kaiser (3) at Clemson (June 3, 2018)
Hit 2 or more home runs consecutive games _____ Austin Martin (2) vs. Duke + Louisville (June 9-16, 2019)

Homered in consecutive at-bats _____ Austin Martin, 1st inn., 2nd inn. vs. Duke (June 9, 2019)
Homered in consecutive at-bats in an SEC game _____ Stephen Scott, 1st inn., 3rd inn. at Kentucky (May 16, 2019)

Hit for the cycle _____ Clinton Johnston vs. Kentucky (April 28, 1996)
Hit for the cycle in an SEC game _____ Clinton Johnston vs. Kentucky (April 28, 1996)

Had a 20-game hit streak _____ JJ Bleday and Austin Martin, 20 (May 17, 2018-March 1, 2019)
Had a 25-game hit streak _____ Xavier Turner, 27 (March 4-April 22, 2014)
Had a 45-game on-base streak _____ JJ Bleday, 50 (March 19-June 26, 2019)

Had 2 hits in an inning _____ Ethan Paul (1B, 2B) vs. Davidson (March 5, 2019)
Had 5 or more hits in a game _____ Ethan Paul (5) vs. #14 Florida (March 22, 2019)

Had 5 or more RBIs in a game _____ Julian Infante (6) at South Carolina (May 3, 2019)
Had 6 or more RBIs in a game _____ Julian Infante (6) at South Carolina (May 3, 2019)
Had 7 or more RBIs in a game _____ Pat DeMarco (7) vs. Davidson (March 5, 2019)
Had 10 or more RBIs in a game _____ Connor Kaiser (10) at Clemson (June 3, 2018)

Stole home _____ Ethan Paul vs. Auburn (May 19, 2016)
Had a triple steal _____ Ethan Paul (home), Jeren Kendall (3rd), Bryan Reynolds (2nd) vs. Auburn (May 19, 2016)
Had 3 or more stolen bases in a game _____ Austin Martin (3) vs. Presbyterian (Feb. 21, 2018)

PITCHING:

Threw a 9-inning no-hitter _____ Kumar Rocker vs. Duke @ Nashville Super Regional (June 8, 2019)
Doug Wessel vs. Belmont (April 19, 1971)

Struck out 10 or more batters in a game _____ Mason Hickman, 11, vs. Hawaii (Feb. 28, 2020)
Struck out 10 or more batters in an SEC game _____ Kumar Rocker, 10, vs. #25 Auburn (April 26, 2019)
Struck out 12 or more batters in a game _____ Kumar Rocker, 12, vs. Illinois-Chicago (Feb. 22, 2020)
True freshman struck out 10 or more batters in a game _____ Jack Leiter, 12, vs. South Alabama (Feb. 18, 2020)
True freshman struck out 10 or more batters in debut _____ Jack Leiter, 12, vs. South Alabama (Feb. 18, 2020)
True freshman struck out 15 or more batters in a game _____ Kumar Rocker, 19, vs. Duke (June 8, 2019)
Struck out 15 or more batters in a game _____ Kumar Rocker, 19, vs. Duke (June 8, 2019)
Struck out 10 or more batters in consecutive games _____
Mason Hickman (11), Kumar Rocker (12) and Jake Eder (11) vs. Illinois-Chicago (Feb. 21-23, 2020)

Pitched a 7-inning, complete game _____ Mason Hickman vs. LSU (March 25, 2018)
Pitched 9 or more innings _____ 9.0, Kumar Rocker vs. Duke (June 8, 2019)
Pitched 9 or more scoreless innings _____ 9.0, Kumar Rocker vs. Duke (June 8, 2019)
Pitched a 9-inning, complete game _____ 9.0, Kumar Rocker vs. Duke (June 8, 2019)
Pitched a 9-inning, complete-game shutout _____ 9.0, Kumar Rocker vs. Duke (June 8, 2019)
Picked up 10 or more saves in a season _____ 17, Tyler Brown (2019)
Picked up 15 or more saves in a season _____ 17, Tyler Brown (2019)
Picked up win and save on same day _____ Jackson Gillis vs. Ole Miss, Win - Game 1, Save - Game 2 (April 15, 2018)

NUMERICAL ROSTER

No.	Name	Pos.	B/T	Ht.	Wt.	Cl.	Hometown/High School
2	Javier Vaz	IF	L/R	5-9	151	Jr./JC	Huntsville, Ala./Huntsville
3	Cooper Davis	OF	L/R	5-10	190	Sr./3L	Mississauga, Ontario/St. Aloysius Gonzaga
5	C.J. Rodriguez	C	R/R	5-10	200	So./1L	Newport Beach, Calif./Mater Dei
6	Tate Kolwyck	OF	R/R	5-11	195	Jr./2L	Memphis, Tenn./Arlington
8	Isaiah Thomas	OF	R/R	6-3	210	Jr./2L	Palm Beach Gardens, Fla./The Benjamin School
9	Carter Young	IF	S/R	6-0	180	So./1L	Selah, Wash./Selah
10	T.J. McKenzie	OF	R/R	6-1	180	So./1L	Loxahatchee, Fla./The Benjamin School
11	Matt Hogan	OF	L/R	6-0	195	Jr./2L	Melville, N.Y./Half Hollow Hills East
12	Dominic Keegan	UTL	R/R	6-0	210	Jr./2L	Methuen, Mass./Central Catholic
16	Jack Bulger	UTL	R/R	6-0	210	Fr./HS	Bowie, Md./DeMatha Catholic
17	C.J. Pittaro	UTL	L/R	6-1	195	Fr./HS	Hamilton, N.J./Steinert
18	Will Duff	UTL	R/R	5-11	190	So./1L	Springfield, Mo./Springfield Catholic
19	Troy LaNeve	OF	L/R	6-0	210	So./1L	Pittsburgh, Pa./Pine Richland
20	Jack O'Dowd	IF	L/R	6-2	195	Fr./HS	Nashville, Tenn./Lipscomb Academy
21	Calvin Hewett	OF	R/L	6-3	205	Fr./HS	Greenland, N.H./Portsmouth
22	Jack Leiter	RHP	R/L	6-1	205	So./1L	Summit, N.J./Delbarton School
25	Parker Noland	IF	L/R	6-1	200	So./1L	Knoxville, Tenn./Farragut
27	Ethan Smith	RHP	R/R	6-2	205	Jr./2L	Mt. Juliet, Tenn./Mt. Juliet
28	Ryan Stefiuk	LHP	R/L	6-4	210	Fr./HS	Green Bay, Wis./Green Bay Preble
29	Nick Maldonado	RHP	R/R	6-1	205	So./1L	Short Hills, N.J./Seton Hall Prep
30	Nelson Berkwich	LHP	L/L	5-11	190	Fr./HS	Boca Raton, Fla./American Heritage
31	Miles Garrett	RHP	R/R	5-10	165	Fr./HS	Stone Mountain, Ga./Parkview
32	Hugh Fisher	LHP	R/L	6-6	210	Sr./2L	Eads, Tenn./Briarcrest Christian
33	Hunter Owen	LHP	R/L	6-6	240	Fr./HS	South Portland, Maine/South Portland
34	Spencer Jones	UTL	L/L	6-7	225	So./1L	Encinitas, Calif./La Costa Canyon
35	Chris McElvain	RHP	R/R	6-0	205	So./1L	Thompson Station, Tenn./Summit
36	Grayson Moore	OF/RHP	S/R	6-3	190	Fr./HS	Longwood, Fla./Lake Mary
39	Gavin Casas	IF	L/R	6-3	225	Fr./HS	Pembroke Pines, Fla.
40	Sam Hliboki	RHP	L/R	6-3	210	So./1L	Los Angeles, Calif./Harvard Westlake
42	Christian Little	RHP	R/R	6-4	210	Fr./HS	St. Louis, Mo./Christian Brothers College
43	Michael Doolin	RHP	L/R	6-3	220	So./1L	Schererville, Ind./Andrean
44	Donye Evans	RHP	R/R	6-6	220	Fr./HS	Decatur, Ga./Redan
45	Alan Espinal	C	R/R	6-0	190	Fr./HS	Viera, Fla./Viera
46	Gage Bradley	RHP	R/R	6-3	190	Fr./HS	Clarksville, Tenn./Rossview
49	Ryan Keenan	LHP	L/L	5-10	175	So./1L	Lighthouse Point, Fla./Calvary Christian Academy
50	Luke Murphy	RHP	R/L	6-5	190	Jr./1L	Cross Plains, Tenn./East Robertson
51	Enrique Bradfield Jr.	OF	L/L	6-1	160	Fr./HS	Hialeah, Fla./American Heritage
55	Maxwell Romero Jr.	C	L/R	6-0	230	So./1L	Miramar, Fla./Pembroke Pines Charter
66	Thomas Schultz	RHP	R/R	6-6	225	So./1L	Mount Carmel, Pa./Our Lady of Lourdes Regional
77	Brett Hansen	LHP	L/L	6-4	205	Fr./HS	Pleasanton, Calif./Foothill
80	Kumar Rocker	RHP	R/L	6-5	245	Jr./2L	Athens, Ga./North Oconee
88	Patrick Reilly	RHP	R/R	6-3	210	Fr./HS	Sea Girt, N.J./Christian Brothers Academy
99	Jayson Gonzalez	IF	R/R	6-2	220	Sr./3L	Covina, Calif./Bishop Amat

Head Coach: 4 Tim Corbin (Ohio Wesleyan '84) – 19th season at Vanderbilt
Associate Head Coach: 26 Scott Brown (SUNY-Cortland '99)
Assistant Coach: 24 Mike Baxter (Vanderbilt '05)
Volunteer Coach: 1 David Macias (Vanderbilt '08)
Strength and Conditioning Coach: Chris Ham (Illinois '05)
Director of Baseball Operations: Brooks Webb (Birmingham Southern '11)
Internal Operations Coordinator: Casey Stangel (Washington '17)
Athletic Trainer: Chris Matarazzo (Springfield College '12)
Director of Player Development: Brandon Barak (Illinois '12)
Video Coordinator: Josh Ruchotzke (Vanderbilt '17)
Equipment Manager: Kevin Collins (Purdue '15)
Student Managers: Sebastian Baca, William Cegelka, Jackson Kelley, Stephen Phraner, Spencer Pugach

PRONUNCIATION GUIDE

Enrque Bradfield Jr. _____IN-reek-A
Brandon Barak _____BARE-uck
Mater Dei _____mah-tur day
Alan Espinal _____ESS-pen-all
Sam Hliboki _____luh-BO-kee
Tate Kolwyck _____COLE-wick
Troy LaNeve _____luh-neve
Miramar, Fla. _____MEER-uh-mar
C.J. Pittaro _____Pa-TEAR-Oh
Kumar Rocker _____KOO-mar
Josh Ruchotzke _____ruh-CHOT-skee
Ryan Stefiuk _____Steph-fee-uck


ALPHABETICAL ROSTER

#	Name	Pos.	Yr.
30	Nelson Berkwich	LHP	Fr.
51	Enrique Bradfield Jr.	OF	Fr.
46	Gage Bradley	RHP	Fr.
16	Jack Bulger	UTL	Fr.
39	Gavin Casas	IF	Fr.
3	Cooper Davis	OF	Sr.
43	Michael Doolin	RHP	So.
18	Will Duff	UTL	So.
45	Alan Espinal	C	Fr.
44	Donye Evans	RHP	Fr.
32	Hugh Fisher	LHP	Sr.
31	Miles Garrett	RHP	Fr.
99	Jayson Gonzalez	IF	Sr.
77	Brett Hansen	LHP	Fr.
21	Calvin Hewett	OF	Fr.
40	Sam Hliboki	RHP	So.
11	Matt Hogan	OF	Jr.
34	Spencer Jones	UTL	So.
12	Dominic Keegan	UTL	Jr.
49	Ryan Keenan	LHP	So.
6	Tate Kolwyck	OF	Jr.
19	Troy LaNeve	OF	So.
22	Jack Leiter	RHP	So.
42	Christian Little	RHP	Fr.
29	Nick Maldonado	RHP	So.
35	Chris McElvain	RHP	So.
10	T.J. McKenzie	OF	So.
36	Grayson Moore	OF/RHP	Fr.
50	Luke Murphy	RHP	Jr.
25	Parker Noland	IF	So.
20	Jack O'Dowd	IF	Fr.
33	Hunter Owen	LHP	Fr.
17	C.J. Pittaro	UTL	Fr.
88	Patrick Reilly	RHP	Fr.
80	Kumar Rocker	RHP	Jr.
5	CJ Rodriguez	C	So.
55	Maxwell Romero Jr.	C	So.
66	Thomas Schultz	RHP	So.
27	Ethan Smith	RHP	Jr.
28	Ryan Stefiuk	LHP	Fr.
8	Isaiah Thomas	OF	Jr.
2	Javier Vaz	IF	Jr.
9	Carter Young	IF	So.


EXPERIENCE BREAKDOWN

Seniors (3) _____ Davis, Fisher, Gonzalez
Juniors (8) _____ Hogan, Keegan, Kolwyck, Murphy, Rocker, Smith, Thomas, Vaz
Sophomores (15) _____ Doolin, Duff, Hliboki, Jones, Keenan, Laneve, Leiter, Maldonado, McElvain, McKenzie, Noland, Rodriguez, Romero Jr., Schultz, Young
Freshmen (17) _____Berkwich, Bradfield Jr., Bradley, Bulger, Casas, Espinal, Evans, Garrett, Hansen, Hewett, Little, Moore, O'Dowd, Owen, Pittaro, Reilly, Stefiuk


2021 TV ROSTER




Javier Vaz
Jr. ★ 5-9 ★ 151 ★ L/R
IF ★ Huntsville, Ala.



Cooper Davis
Sr. ★ 5-10 ★ 190 ★ L/R
OF ★ Mississauga, Ontario




CJ Rodriguez
So. ★ 5-10 ★ 200 ★ R/R
C ★ Newport Beach, Calif.




Tate Kolwyck
Jr. ★ 5-11 ★ 195 ★ R/R
IF ★ Memphis, Tenn.




Isaiah Thomas
Jr. ★ 6-3 ★ 210 ★ R/R
OF ★ Palm Beach Gardens, Fla.




Carter Young
So. ★ 6-0 ★ 180 ★ S/R
IF ★ Selah, Wash.




T.J. McKenzie
So. ★ 6-1 ★ 180 ★ R/R
OF ★ Loxahatchee, Fla.




Matt Hogan
Jr. ★ 6-0 ★ 195 ★ L/R
OF ★ Melville, N.Y.




Dominic Keegan
Jr. ★ 6-0 ★ 210 ★ R/R
UTL ★ Methuen, Mass.



Jack Bulger
Fr. ★ 6-0 ★ 210 ★ R/R
UTL ★ Bowie, Md.




C.J. Pittaro
Fr. ★ 6-1 ★ 195 ★ L/R
UTL ★ Hamilton, N.J.




Will Duff
So. ★ 5-11 ★ 190 ★ R/R
UTL ★ Springfield, Mo.




Troy LaNeve
So. ★ 6-0 ★ 210 ★ L/R
OF ★ Pittsburgh, Pa.




Jack O'Dowd
Fr. ★ 6-2 ★ 195 ★ L/R
IF ★ Nashville, Tenn.




Calvin Hewett
Fr. ★ 6-3 ★ 205 ★ R/L
OF ★ Greenland, N.H.




Jack Leiter
So. ★ 6-1 ★ 205 ★ R/R
RHP ★ Summit, N.J.




Parker Noland
Jr. ★ 6-1 ★ 200 ★ L/R
IF ★ Knoxville, Tenn.




Ethan Smith
Jr. ★ 6-2 ★ 205 ★ R/R
RHP ★ Mt. Juliet, Tenn.




Ryan Stefiuk
Fr. ★ 6-4 ★ 210 ★ R/L
LHP ★ Green Bay, Wis.




Nick Maldonado
So. ★ 6-1 ★ 205 ★ R/R
RHP ★ Short Hills, N.J.




Nelson Berkwich
Fr. ★ 5-11 ★ 190 ★ L/L
LHP ★ Boca Raton, Fla.




Miles Garrett
Fr. ★ 5-10 ★ 165 ★ R/R
RHP ★ Stone Mountain, Ga.




Hugh Fisher
Sr. ★ 6-6 ★ 210 ★ R/L
LHP ★ Eads, Tenn.




Hunter Owen
Fr. ★ 6-6 ★ 240 ★ R/L
LHP ★ South Portland, Maine




Spencer Jones
So. ★ 6-7 ★ 225 ★ L/L
UTL ★ Encinitas, Calif.




Chris McElvain
So. ★ 6-0 ★ 205 ★ R/R
RHP ★ Thompson Station, Tenn.




Grayson Moore
Fr. ★ 6-3 ★ 190 ★ S/R
OF/RHP ★ Lake Mary, Fla.




Gavin Casas
Fr. ★ 6-3 ★ 225 ★ L/R
IF ★ Pembroke Pines, Fla.




Sam Hliboki
So. ★ 6-3 ★ 210 ★ L/R
RHP ★ Los Angeles, Calif.




Christian Little
Fr. ★ 6-4 ★ 210 ★ R/R
RHP ★ St. Louis, Mo.




Michael Doolin
So. ★ 6-4 ★ 220 ★ L/R
RHP ★ Schererville, Ind.




Donye Evans
Fr. ★ 6-6 ★ 220 ★ R/R
RHP ★ Decatur, Ga.




Alan Espinal
Fr. ★ 6-0 ★ 190 ★ R/R
C ★ Viera, Fla.




Gage Bradley
Fr. ★ 6-3 ★ 190 ★ R/R
RHP ★ Clarksville, Tenn.




Ryan Keenan
So. ★ 5-10 ★ 175 ★ L/L
LHP ★ Lighthouse Point, Fla.




Luke Murphy
Jr. ★ 6-5 ★ 190 ★ R/R
RHP ★ Cross Plains, Tenn.




Enrique Bradfield Jr.
Fr. ★ 6-1 ★ 160 ★ L/L
OF ★ Hialeah, Fla.



Maxwell Romero Jr.
So. ★ 6-1 ★ 230 ★ L/R
C ★ Miramar, Fla.




Thomas Schultz
So. ★ 6-6 ★ 225 ★ R/R
RHP ★ Mount Carmel, Pa.



Brett Hansen
Fr. ★ 6-4 ★ 205 ★ L/L
LHP ★ Pleasanton, Calif.



Kumar Rucker
Jr. ★ 6-5 ★ 245 ★ R/R
RHP ★ Athens, Ga.



Patrick Reilly
Fr. ★ 6-3 ★ 210 ★ R/R
RHP ★ Sea Girt, N.J.




Jayson Gonzalez
Sr. ★ 6-2 ★ 220 ★ R/R
IF ★ Covina, Calif.




Tim Corbin
Head Coach
19th Season



Scott Brown
Associate Head Coach
9th Season



Mike Baxter
Assistant Coach
4th Season



David Macias
Volunteer Assistant Coach
4th Season