



Officials: Doug Shows, Anthony Jordan, Lee Cassell

Kentucky - 82

Record: 7-13 (6-7)

NO.	Name	F	Min	FG	3P	FT	Rebounds			Fouls		TP	AS	TO	ST	Blocks		+/-
				M-A	M-A	M-A	OR	DR	TOT	PF	FD					BS	BA	
23	Isaiah Jackson	F	20:04	5-5	0-0	5-6	2	7	9	5	4	15	1	2	0	2	0	7
30	Olivier Sarr	F	27:19	4-8	0-1	2-2	0	1	1	4	2	10	1	3	0	4	0	4
2	Devin Askew	G	34:18	1-6	1-5	6-6	0	2	2	1	4	9	3	4	3	0	0	0
3	Brandon Boston Jr.	G	28:04	4-14	2-7	2-2	2	2	4	2	3	12	2	0	3	0	1	2
10	Davion Mintz	G	35:36	5-13	4-9	4-4	0	5	5	5	2	18	3	1	0	0	1	-1
12	Keion Brooks Jr.		27:48	1-6	0-2	0-0	5	4	9	2	2	2	5	4	1	4	1	0
0	Jacob Toppin		22:04	5-9	1-2	5-5	2	2	4	1	5	16	2	0	0	1	0	12
11	Dontaie Allen		02:32	0-0	0-0	0-0	0	0	0	0	0	0	0	0	0	0	0	-2
55	Lance Ware		02:15	0-0	0-0	0-0	0	0	0	1	0	0	0	0	0	0	0	-2
Team							4	2	6			0		1				
Totals				25-61	8-26	24-25	15	25	40	21	22	82	17	15	7	11	3	4

Shooting By Period		
1 st FG%	14-32	43.8%
3PT%	5-16	31.3%
FT%	9-10	90%
2 nd FG%	11-29	37.9%
3PT%	3-10	30.0%
FT%	15-15	100%
GM FG%	25-61	41.0%
3PT%	8-26	30.8%
FT%	24-25	96.0%

Dead Ball Rebounds: 0, 0

Technical Fouls: Team 2nd 13:54

Vanderbilt - 78

Record: 6-11 (2-9)

NO.	Name	F	Min	FG	3P	FT	Rebounds			Fouls		TP	AS	TO	ST	Blocks		+/-
				M-A	M-A	M-A	OR	DR	TOT	PF	FD					BS	BA	
1	Dylan Disu	F	37:34	10-20	1-4	8-10	5	11	16	2	7	29	3	3	2	2	4	0
15	Clevon Brown	F	17:52	4-5	0-1	0-1	2	2	4	3	2	8	0	2	1	0	0	0
2	Scotty Pippen Jr.	G	35:50	5-19	1-7	10-11	1	2	3	4	7	21	3	5	2	0	2	-5
3	Maxwell Evans	G	31:50	1-4	0-2	0-0	1	1	2	1	0	2	2	1	0	0	2	0
4	Jordan Wright	G	26:24	4-6	0-1	0-2	2	2	4	5	3	8	2	2	0	1	1	5
42	Quentin Millora-Brown		04:11	0-1	0-0	0-0	0	0	0	0	0	0	0	0	0	0	0	-8
5	D.J. Harvey		20:17	1-4	1-3	2-2	1	2	3	5	1	5	0	0	2	0	1	-3
10	Myles Stute		07:39	0-2	0-1	0-0	1	0	1	0	0	0	0	0	1	0	1	-5
12	Trey Thomas		12:47	0-2	0-2	2-2	1	1	2	1	1	2	0	0	0	0	0	-5
13	Issac McBride		04:10	1-2	1-2	0-0	0	0	0	0	0	3	0	0	0	0	0	1
11	Braelee Albert		01:26	0-0	0-0	0-0	0	0	0	1	0	0	0	1	0	0	0	0
Team							3	1	4			0		0				
Totals				26-65	4-23	22-28	17	22	39	22	21	78	10	14	8	3	11	-4

Shooting By Period		
1 st FG%	10-31	32.3%
3PT%	2-13	15.4%
FT%	8-9	88.9%
2 nd FG%	16-34	47.1%
3PT%	2-10	20.0%
FT%	14-19	73.7%
GM FG%	26-65	40.0%
3PT%	4-23	17.4%
FT%	22-28	78.6%

Dead Ball Rebounds: 3, 0

Technical Fouls: NONE

	Ken	Vandy
Biggest lead	17 (1 st 10:15)	0 (1 st 20:00)
Best Scoring Run	10 (1 st 16:20)	9 (2 nd 18:20)
Lead Changes	0	
Times Tied	1	
Time with Lead	38:56	00:00

Points from	Ken	Vandy
Turnovers	20	16
Paint	26	42
Second Chance	12	15
Fast Breaks	6	8
Bench	18	10

	Period by Period Scoring		
	1st	2nd	TOT
Ken	42	40	82
Vandy	30	48	78



Kentucky at Vanderbilt

02/17/21 Memorial Gymnasium, Nashville
2020-21 Men's Basketball

Game Time: 6:00 PM
Game Duration: 2:10
Attendance: 164

Officials: Doug Shows, Anthony Jordan, Lee Cassell

Period 1

Quarter Starters:

Vandy	1 Disu D	2 Pippen Jr. S	3 Evans M	4 Wright J	15 Brown C
Ken	2 AskeW D	3 Boston Jr. B	10 Mintz D	23 Jackson I	30 Sarr O

Game Time	Vandy	Score	Diff	Ken
20:00	15 BROWN C jumpball won			23 JACKSON I jumpball lost
19:30	1 DISU D 2pt FG outside the paint, jump shot missed			
19:27				23 JACKSON I defensive rebound (1)
19:11		0-2	-2	23 JACKSON I 2pt FG in the paint, alleyoop made (2)
19:11				2 ASKEW D assist (1)
18:44	15 BROWN C turnover lost ball (1)			
18:28				30 SARR O 3pt FG from turnover, jump shot missed
18:25	1 DISU D defensive rebound (1)			
18:11	15 BROWN C 3pt FG , jump shot missed			
18:08				10 MINTZ D defensive rebound (1)
18:06	15 BROWN C substitution out			
18:06	42 MILLORA-BROWN Q substitution in			
17:53				2 ASKEW D 2pt FG outside the paint, jump shot missed
17:50	4 WRIGHT J defensive rebound (1)			
17:40	2 PIPPEN JR. S turnover travel (1)			
17:28				30 SARR O 2pt FG from turnover in the paint, layup missed
17:25	1 DISU D defensive rebound (2)			
17:18	42 MILLORA-BROWN Q 2pt FG in the paint, layup missed			
17:15				23 JACKSON I defensive rebound (2)
17:12		0-4	-4	10 MINTZ D 2pt FG fast break in the paint, layup made (2)
17:12				3 BOSTON JR. B assist (1)
16:58	2 PIPPEN JR. S 2pt FG in the paint, layup blocked			
16:58				23 JACKSON I block (1)
16:53	3 EVANS M offensive rebound (1)			
16:53	jump ball situation			
16:53	3 EVANS M turnover lost ball (1)			2 ASKEW D steal (1)
16:42		0-7	-7	3 BOSTON JR. B 3pt FG from turnover, jump shot made (3)
16:42				10 MINTZ D assist (1)
16:31	4 WRIGHT J foul offensive (1 - 1)			2 ASKEW D foul drawn (1)
16:31	4 WRIGHT J turnover offensive (1)			
16:31				23 JACKSON I substitution out
16:31				12 BROOKS JR. K substitution in
16:20		0-10	-10	10 MINTZ D 3pt FG from turnover, jump shot made (5)
16:20				12 BROOKS JR. K assist (1)
16:06	1 DISU D 2pt FG in the paint, driving layup made (2)	2-10	-8	
16:06	1 DISU D foul drawn (1)			30 SARR O foul shooting (1 - 1)
16:06	1 DISU D free throw 1 - 1 made (3)	3-10	-7	
15:52				2 ASKEW D 3pt FG , jump shot missed
15:49				3 BOSTON JR. B offensive rebound (1)
15:47				3 BOSTON JR. B 2pt FG second chance in the paint, driving layup missed
15:44	2 PIPPEN JR. S defensive rebound (1)			
15:36	2 PIPPEN JR. S turnover bad pass (2)			2 ASKEW D steal (2)



Kentucky at Vanderbilt

02/17/21 Memorial Gymnasium, Nashville
2020-21 Men's Basketball

Game Time: 6:00 PM
Game Duration: 2:10
Attendance: 164

Officials: Doug Shows, Anthony Jordan, Lee Cassell

Game Time	Vandy	Score	Diff	Ken
15:30				10 MINTZ D 3pt FG from turnover, jump shot missed
15:27	4 WRIGHT J defensive rebound (2)			
15:10	3 EVANS M 2pt FG in the paint, layup made (2)	5-10	-5	
14:53		5-13	-8	3 BOSTON JR. B 3pt FG , jump shot made (6)
14:53				12 BROOKS JR. K assist (2)
14:40	1 DISU D turnover bad pass (1)			3 BOSTON JR. B steal (1)
14:36		5-15	-10	3 BOSTON JR. B 2pt FG fast break from turnover in the paint, dunk, made (8)
14:18	2 PIPPEN JR. S 3pt FG , jump shot missed			
14:15				10 MINTZ D defensive rebound (2)
14:08				3 BOSTON JR. B 3pt FG , jump shot missed
14:05	1 DISU D defensive rebound (3)			
13:55	1 DISU D foul drawn (2)			3 BOSTON JR. B foul personal (1 - 2)
13:55	Timeout media			
13:55	42 MILLORA-BROWN Q substitution out			
13:55	15 BROWN C substitution in			
13:55				30 SARR O substitution out
13:55				23 JACKSON I substitution in
13:40	2 PIPPEN JR. S 2pt FG in the paint, jump shot missed			
13:39	offensive rebound (8)			
13:39				2 ASKEW D substitution out
13:39				0 TOPPIN J substitution in
13:37	3 EVANS M 3pt FG second chance, jump shot blocked			
13:37				12 BROOKS JR. K block (1)
13:32				3 BOSTON JR. B defensive rebound (2)
13:12				12 BROOKS JR. K 2pt FG in the paint, driving layup blocked
13:12	1 DISU D block (1)			
13:12				offensive rebound (7)
13:12	4 WRIGHT J substitution out			
13:12	5 HARVEY D substitution in			
13:09				10 MINTZ D 3pt FG second chance, jump shot missed
13:06				12 BROOKS JR. K offensive rebound (1)
13:04	15 BROWN C foul shooting (1 - 2)			23 JACKSON I foul drawn (1)
13:04		5-16	-11	23 JACKSON I free throw 1 - 2 made (3)
13:04				3 BOSTON JR. B substitution out
13:04				2 ASKEW D substitution in
13:04		5-17	-12	23 JACKSON I free throw 2 - 2 made (4)
12:46	1 DISU D 3pt FG , jump shot made (6)	8-17	-9	
12:46	3 EVANS M assist (1)			
12:31		8-19	-11	23 JACKSON I 2pt FG in the paint, layup made (6)
12:31				12 BROOKS JR. K assist (3)
12:10	2 PIPPEN JR. S turnover bad pass (3)			
12:10	15 BROWN C substitution out			
12:10	10 STUTE M substitution in			
12:10				12 BROOKS JR. K substitution out
12:10				30 SARR O substitution in
12:10	1 DISU D substitution out			
12:10	15 BROWN C substitution in			
11:54		8-21	-13	0 TOPPIN J 2pt FG from turnover outside the paint, jump shot made (2)



Kentucky at Vanderbilt

02/17/21 Memorial Gymnasium, Nashville
2020-21 Men's Basketball

Game Time: 6:00 PM
Game Duration: 2:10
Attendance: 164

Officials: Doug Shows, Anthony Jordan, Lee Cassell

Game Time	Vandy	Score	Diff	Ken
11:54				23 JACKSON I assist (1)
11:35	15 BROWN C turnover lost ball (2)			
11:32	15 BROWN C foul shooting (2 - 3)			2 ASKEW D foul drawn (2)
11:32	3 EVANS M substitution out			
11:32	15 BROWN C substitution out			
11:32	1 DISU D substitution in			
11:32	12 THOMAS T substitution in			
11:32				10 MINTZ D substitution out
11:32				3 BOSTON JR. B substitution in
11:32		8-22	-14	2 ASKEW D free throw 1 - 2 made (1)
11:32		8-23	-15	2 ASKEW D free throw 2 - 2 made (2)
11:19	5 HARVEY D 3pt FG , jump shot missed			
11:17				2 ASKEW D defensive rebound (1)
10:58				2 ASKEW D turnover travel (1)
10:36	2 PIPPEN JR. S foul offensive (1 - 4)			30 SARR O foul drawn (1)
10:36	2 PIPPEN JR. S turnover offensive (4)			
10:36	2 PIPPEN JR. S substitution out			
10:36	13 MCBRIDE I substitution in			
10:15		8-25	-17	23 JACKSON I 2pt FG from turnover outside the paint, jump shot made (8)
09:56	10 STUTE M 3pt FG , jump shot missed			
09:53	5 HARVEY D offensive rebound (1)			
09:41	12 THOMAS T 3pt FG second chance, jump shot missed			
09:37				23 JACKSON I defensive rebound (3)
09:36	5 HARVEY D steal (1)			23 JACKSON I turnover lost ball (1)
09:28	12 THOMAS T 3pt FG from turnover, jump shot missed			
09:25	offensive rebound (10)			
09:25				0 TOPPIN J substitution out
09:25				10 MINTZ D substitution in
09:16	1 DISU D 2pt FG from turnover second chance in the paint, driving layup made (8)	10-25	-15	
09:10				10 MINTZ D 3pt FG , jump shot missed
09:07	1 DISU D defensive rebound (4)			
08:59	13 MCBRIDE I 3pt FG , jump shot missed			
08:58				23 JACKSON I defensive rebound (4)
08:58	5 HARVEY D foul personal (1 - 5)			23 JACKSON I foul drawn (2)
08:58				23 JACKSON I substitution out
08:58				12 BROOKS JR. K substitution in
08:48				12 BROOKS JR. K 3pt FG , jump shot missed
08:43	12 THOMAS T defensive rebound (1)			
08:35	1 DISU D 2pt FG in the paint, jump shot blocked			
08:35				30 SARR O block (1)
08:30	10 STUTE M offensive rebound (1)			
08:28	1 DISU D 3pt FG second chance, jump shot missed			
08:25				12 BROOKS JR. K defensive rebound (2)
08:11				2 ASKEW D 3pt FG , jump shot missed
08:07	1 DISU D defensive rebound (5)			
07:44	1 DISU D 2pt FG outside the paint, jump shot blocked			
07:44				30 SARR O block (2)
07:40				12 BROOKS JR. K defensive rebound (3)

**Kentucky at Vanderbilt**02/17/21 Memorial Gymnasium, Nashville
2020-21 Men's Basketball

Game Time: 6:00 PM

Game Duration: 2:10

Attendance: 164

Officials: Doug Shows, Anthony Jordan, Lee Cassell

Game Time	Vandy	Score	Diff	Ken
07:37				3 BOSTON JR. B 3pt FG , jump shot missed
07:33	5 HARVEY D defensive rebound (2)			
07:25	1 DISU D 2pt FG in the paint, dunk, blocked			
07:25				12 BROOKS JR. K block (2)
07:19	12 THOMAS T offensive rebound (2)			
07:08	12 THOMAS T foul drawn (1)			30 SARR O foul shooting (2 - 3)
07:08	Timeout media			
07:08	5 HARVEY D substitution out			
07:08	13 MCBRIDE I substitution out			
07:08	2 PIPPEN JR. S substitution in			
07:08	3 EVANS M substitution in			
07:08				30 SARR O substitution out
07:08				23 JACKSON I substitution in
07:08	12 THOMAS T free throw 1 - 2 made (1)	11-25	-14	
07:08	12 THOMAS T free throw 2 - 2 made (2)	12-25	-13	
07:08	12 THOMAS T substitution out			
07:08	4 WRIGHT J substitution in			
06:45	10 STUTE M steal (1)			2 ASKEW D turnover bad pass (2)
06:41	10 STUTE M 2pt FG from turnover in the paint, layup blocked			
06:41				12 BROOKS JR. K block (3)
06:35				10 MINTZ D defensive rebound (3)
06:29				10 MINTZ D 2pt FG in the paint, jump shot missed
06:25	1 DISU D defensive rebound (6)			
06:18	4 WRIGHT J 2pt FG in the paint, driving layup made (2)	14-25	-11	
06:04	2 PIPPEN JR. S foul drawn (1)			23 JACKSON I foul offensive (1 - 4)
06:04				23 JACKSON I turnover offensive (2)
06:04	10 STUTE M substitution out			
06:04	5 HARVEY D substitution in			
05:51	1 DISU D foul drawn (3)			3 BOSTON JR. B foul shooting (2 - 5)
05:51	1 DISU D free throw 1 - 2 missed			
05:51	offensive dead ball rebound (1)			
05:51				3 BOSTON JR. B substitution out
05:51				11 ALLEN D substitution in
05:51	1 DISU D free throw 2 - 2 made (9)	15-25	-10	
05:33		15-27	-12	23 JACKSON I 2pt FG in the paint, alleyoop made (10)
05:33				12 BROOKS JR. K assist (4)
05:11	5 HARVEY D 3pt FG , jump shot missed			
05:08	4 WRIGHT J offensive rebound (3)			
05:01	2 PIPPEN JR. S 2pt FG second chance in the paint, driving layup missed			
04:59				23 JACKSON I defensive rebound (5)
04:56	5 HARVEY D steal (2)			2 ASKEW D turnover bad pass (3)
04:33	4 WRIGHT J 2pt FG from turnover in the paint, layup made (4)	17-27	-10	
04:02		17-30	-13	2 ASKEW D 3pt FG , jump shot made (5)
04:02				10 MINTZ D assist (2)
03:41	2 PIPPEN JR. S 2pt FG in the paint, driving layup missed			
03:36	1 DISU D offensive rebound (7)			
03:36	1 DISU D 2pt FG second chance in the paint, layup made (11)	19-30	-11	
03:26				2 ASKEW D turnover lost ball (4)



Kentucky at Vanderbilt

02/17/21 Memorial Gymnasium, Nashville
2020-21 Men's Basketball

Game Time: 6:00 PM

Game Duration: 2:10

Attendance: 164

Officials: Doug Shows, Anthony Jordan, Lee Cassell

Game Time	Vandy	Score	Diff	Ken
03:21	1 DISU D 2pt FG fast break from turnover in the paint, dunk, made (13)	21-30	-9	
03:21	4 WRIGHT J assist (1)			
03:19				Timeout 30 Sec
03:19				Timeout media
03:19				2 ASKEW D substitution out
03:19				11 ALLEN D substitution out
03:19				0 TOPPIN J substitution in
03:19				3 BOSTON JR. B substitution in
03:04	3 EVANS M foul personal (1 - 6)			3 BOSTON JR. B foul drawn (1)
02:52				12 BROOKS JR. K 2pt FG outside the paint, jump shot missed
02:52				23 JACKSON I offensive rebound (6)
02:52	5 HARVEY D foul shooting (2 - 7)			23 JACKSON I foul drawn (3)
02:52		21-31	-10	23 JACKSON I free throw 1 - 2 made (11)
02:52		21-32	-11	23 JACKSON I free throw 2 - 2 made (12)
02:34	1 DISU D 3pt FG , jump shot missed			
02:32	1 DISU D offensive rebound (8)			
02:30	1 DISU D 2pt FG second chance in the paint, driving layup made (15)	23-32	-9	
01:58				12 BROOKS JR. K 3pt FG , jump shot missed
01:54	3 EVANS M defensive rebound (2)			
01:47				3 BOSTON JR. B substitution out
01:47				2 ASKEW D substitution in
01:44	1 DISU D foul drawn (4)			2 ASKEW D foul shooting (1 - 6)
01:44	1 DISU D free throw 1 - 2 made (16)	24-32	-8	
01:44	1 DISU D free throw 2 - 2 made (17)	25-32	-7	
01:33	1 DISU D foul shooting (1 - 8)			23 JACKSON I foul drawn (4)
01:33	4 WRIGHT J substitution out			
01:33	10 STUTE M substitution in			
01:33		25-33	-8	23 JACKSON I free throw 1 - 2 made (13)
01:33				23 JACKSON I free throw 2 - 2 missed
01:32				0 TOPPIN J offensive rebound (1)
01:30				0 TOPPIN J 2pt FG second chance in the paint, jump shot missed
01:28				23 JACKSON I offensive rebound (7)
01:28		25-35	-10	23 JACKSON I 2pt FG second chance in the paint, dunk, made (15)
01:08	5 HARVEY D foul drawn (1)			12 BROOKS JR. K foul personal (1 - 7)
01:08	5 HARVEY D 1&1 free throw 1 made (1)	26-35	-9	
01:08	5 HARVEY D 1&1 free throw 2 made (2)	27-35	-8	
00:59		27-38	-11	10 MINTZ D 3pt FG , jump shot made (8)
00:59				0 TOPPIN J assist (1)
00:42	2 PIPPEN JR. S turnover lost ball (5)			2 ASKEW D steal (3)
00:42	2 PIPPEN JR. S foul flagrant 1 (2 - 9)			10 MINTZ D foul drawn (1)
00:42		27-39	-12	10 MINTZ D free throw 1 - 2 made (9)
00:42		27-40	-13	10 MINTZ D free throw 2 - 2 made (10)
00:42	2 PIPPEN JR. S substitution out			
00:42	13 MCBRIDE I substitution in			
00:34		27-42	-15	0 TOPPIN J 2pt FG outside the paint, jump shot made (4)
00:34				12 BROOKS JR. K assist (5)



Official Basketball Play by Play - First Half

Kentucky at Vanderbilt

02/17/21 Memorial Gymnasium, Nashville
2020-21 Men's Basketball

Game Time: 6:00 PM

Game Duration: 2:10

Attendance: 164

Officials: Doug Shows, Anthony Jordan, Lee Cassell

Game Time	Vandy	Score	Diff	Ken
00:09	13 MCBRIDE I 3pt FG , jump shot made (3)	30-42	-12	
00:09	3 EVANS M assist (2)			
00:01				10 MINTZ D 3pt FG , jump shot missed
00:01				offensive rebound (19)
END OF PERIOD				
Vandy 30-42 Ken				



Kentucky at Vanderbilt

02/17/21 Memorial Gymnasium, Nashville
2020-21 Men's Basketball

Game Time: 6:00 PM
Game Duration: 2:10
Attendance: 164

Officials: Doug Shows, Anthony Jordan, Lee Cassell

Kentucky - 42

NO.	Name	F	Min	FG	3P	FT	Rebounds			Fouls		TP	AS	TO	ST	Blocks		+/-
				M-A	M-A	M-A	OR	DR	TOT	PF	FD					BS	BA	
23	Isaiah Jackson	F	15:34	5-5	0-0	5-6	2	5	7	1	4	15	1	2	0	1	0	9
30	Olivier Sarr	F	11:07	0-2	0-1	0-0	0	0	0	2	1	0	0	0	0	2	0	14
2	Devin Askew	G	17:53	1-4	1-3	2-2	0	1	1	1	2	5	1	4	3	0	0	11
3	Brandon Boston Jr.	G	14:09	3-6	2-4	0-0	1	1	2	2	1	8	1	0	1	0	0	9
10	Davion Mintz	G	17:53	3-8	2-6	2-2	0	3	3	0	1	10	2	0	0	0	0	8
12	Keion Brooks Jr.		13:19	0-4	0-2	0-0	1	2	3	1	0	0	5	0	0	3	1	1
0	Jacob Toppin		07:33	2-3	0-0	0-0	1	0	1	0	0	4	1	0	0	0	0	10
11	Dontaie Allen		02:32	0-0	0-0	0-0	0	0	0	0	0	0	0	0	0	0	0	-2
Team							2	0	2			0		0				
Totals				14-32	5-16	9-10	7	12	19	7	9	42	11	6	4	6	1	12

Shooting By Period		
1st FG%	14-32	43.8%
3PT%	5-16	31.3%
FT%	9-10	90%
GM FG%	14-32	43.8%
3PT%	5-16	31.3%
FT%	9-10	90.0%

Dead Ball Rebounds: 0, 0

Technical Fouls::NONE

Vanderbilt - 30

NO.	Name	F	Min	FG	3P	FT	Rebounds			Fouls		TP	AS	TO	ST	Blocks		+/-
				M-A	M-A	M-A	OR	DR	TOT	PF	FD					BS	BA	
1	Dylan Disu	F	19:22	6-12	1-3	4-5	2	6	8	1	4	17	0	1	0	1	3	-10
15	Clevon Brown	F	04:17	0-1	0-1	0-0	0	0	0	2	0	0	0	2	0	0	0	-5
2	Scotty Pippen Jr.	G	15:50	0-5	0-1	0-0	0	1	1	2	1	0	0	5	0	0	1	-13
3	Maxwell Evans	G	15:36	1-2	0-1	0-0	1	1	2	1	0	2	2	1	0	0	1	-10
4	Jordan Wright	G	12:23	2-2	0-0	0-0	1	2	3	1	0	4	1	1	0	0	0	-4
42	Quentin Millora-Brown		04:11	0-1	0-0	0-0	0	0	0	0	0	0	0	0	0	0	0	-8
5	D.J. Harvey		12:08	0-2	0-2	2-2	1	1	2	2	1	2	0	0	2	0	0	-6
10	Myles Stute		07:39	0-2	0-1	0-0	1	0	1	0	0	0	0	0	1	0	1	-5
12	Trey Thomas		04:24	0-2	0-2	2-2	1	1	2	0	1	2	0	0	0	0	0	0
13	Issac McBride		04:10	1-2	1-2	0-0	0	0	0	0	0	3	0	0	0	0	0	1
Team							2	0	2			0		0				
Totals				10-31	2-13	8-9	9	12	21	9	7	30	3	10	3	1	6	-12

Shooting By Period		
1st FG%	10-31	32.3%
3PT%	2-13	15.4%
FT%	8-9	88.9%
GM FG%	10-31	32.3%
3PT%	2-13	15.4%
FT%	8-9	88.9%

Dead Ball Rebounds: 1, 0

Technical Fouls::NONE

	Ken	Vandy
Biggest lead	17 (1 st 10:15)	0 (1 st 20:00)
Best Scoring Run	10 (1 st 16:20)	7 (1 st 5:51)
Lead Changes	0	
Times Tied	0	
Time with Lead	19:11	00:00

Points from	Ken	Vandy
Turnovers	16	7
Paint	12	16
Second Chance	6	8
Fast Breaks	4	2
Bench	4	7

	Period by Period Scoring		
	1st	2nd	TOT
Ken	42	40	82
Vandy	30	48	78



Kentucky at Vanderbilt

02/17/21 Memorial Gymnasium, Nashville
2020-21 Men's Basketball

Game Time: 6:00 PM
Game Duration: 2:10
Attendance: 164

Officials: Doug Shows, Anthony Jordan, Lee Cassell

Period 2

Quarter Starters:

Vandy	1 Disu D	2 Phippen Jr. S	3 Evans M	4 Wright J	15 Brown C
Ken	2 Askew D	3 Boston Jr. B	10 Mintz D	23 Jackson I	30 Sarr O

Game Time	Vandy	Score	Diff	Ken
20:00	5 HARVEY D substitution out			
20:00	10 STUTE M substitution out			
20:00	13 MCBRIDE I substitution out			
20:00	2 PIPPEN JR. S substitution in			
20:00	4 WRIGHT J substitution in			
20:00	15 BROWN C substitution in			
20:00				0 TOPPIN J substitution out
20:00				12 BROOKS JR. K substitution out
20:00				3 BOSTON JR. B substitution in
20:00				30 SARR O substitution in
19:43	2 PIPPEN JR. S 3pt FG , jump shot missed			
19:39	15 BROWN C offensive rebound (1)			
19:20	15 BROWN C 2pt FG second chance in the paint, layup made (2)	32-42	-10	
19:20	1 DISU D assist (1)			
19:03				30 SARR O turnover 3 seconds (1)
18:48	2 PIPPEN JR. S foul drawn (2)			23 JACKSON I foul shooting (2 - 1)
18:48	2 PIPPEN JR. S free throw 1 - 2 made (1)	33-42	-9	
18:48	2 PIPPEN JR. S free throw 2 - 2 made (2)	34-42	-8	
18:26	2 PIPPEN JR. S steal (1)			30 SARR O turnover lost ball (2)
18:20	15 BROWN C 2pt FG fast break from turnover in the paint, dunk, made (4)	36-42	-6	
18:20	2 PIPPEN JR. S assist (1)			
18:20	15 BROWN C foul drawn (1)			23 JACKSON I foul shooting (3 - 2)
18:20				30 SARR O substitution out
18:20				12 BROOKS JR. K substitution in
18:20	15 BROWN C free throw 1 - 1 missed			
18:19				23 JACKSON I defensive rebound (8)
18:03				3 BOSTON JR. B 2pt FG in the paint, driving layup missed
17:55				3 BOSTON JR. B offensive rebound (3)
17:54				3 BOSTON JR. B 2pt FG second chance in the paint, layup missed
17:52	2 PIPPEN JR. S defensive rebound (2)			
17:48	2 PIPPEN JR. S 2pt FG in the paint, driving layup missed			
17:45				10 MINTZ D defensive rebound (4)
17:39				10 MINTZ D 3pt FG , jump shot missed
17:37				12 BROOKS JR. K offensive rebound (4)
17:36	15 BROWN C steal (1)			12 BROOKS JR. K turnover lost ball (1)
17:21	4 WRIGHT J foul drawn (1)			10 MINTZ D foul personal (1 - 3)
17:21				23 JACKSON I substitution out
17:21				55 WARE L substitution in
17:05	4 WRIGHT J turnover lost ball (2)			12 BROOKS JR. K steal (1)
17:00		36-44	-8	3 BOSTON JR. B 2pt FG fast break from turnover in the paint, driving layup made (10)



Kentucky at Vanderbilt

02/17/21 Memorial Gymnasium, Nashville
2020-21 Men's Basketball

Game Time: 6:00 PM
Game Duration: 2:10
Attendance: 164

Officials: Doug Shows, Anthony Jordan, Lee Cassell

Game Time	Vandy	Score	Diff	Ken
16:47	15 BROWN C 2pt FG in the paint, dunk, made (6)	38-44	-6	
16:47	2 PIPPEN JR. S assist (2)			
16:34				3 BOSTON JR. B 3pt FG , jump shot missed
16:31	15 BROWN C defensive rebound (2)			
16:18	15 BROWN C 2pt FG in the paint, dunk, made (8)	40-44	-4	
16:09				Timeout 30 Sec
16:09	Timeout media			
16:09				12 BROOKS JR. K substitution out
16:09				0 TOPPIN J substitution in
15:46				10 MINTZ D 2pt FG in the paint, driving layup missed
15:43	1 DISU D defensive rebound (9)			
15:17	2 PIPPEN JR. S 3pt FG , jump shot missed			
15:15				2 ASKEW D defensive rebound (2)
15:09				3 BOSTON JR. B 3pt FG , jump shot missed
15:06	1 DISU D defensive rebound (10)			
15:06	1 DISU D foul drawn (5)			55 WARE L foul personal (1 - 4)
15:06	Timeout media			
15:06	4 WRIGHT J substitution out			
15:06	5 HARVEY D substitution in			
15:06				55 WARE L substitution out
15:06				30 SARR O substitution in
14:59	5 HARVEY D 3pt FG , jump shot made (5)	43-44	-1	
14:59	2 PIPPEN JR. S assist (3)			
14:43		43-46	-3	30 SARR O 2pt FG in the paint, dunk, made (2)
14:43				3 BOSTON JR. B assist (2)
14:29	2 PIPPEN JR. S 2pt FG outside the paint, step back jump shot made (4)	45-46	-1	
14:14				30 SARR O 2pt FG outside the paint, jump shot missed
14:12	5 HARVEY D defensive rebound (3)			
14:02	2 PIPPEN JR. S 2pt FG outside the paint, jump shot missed			
13:59				10 MINTZ D defensive rebound (5)
13:58				3 BOSTON JR. B 2pt FG in the paint, layup blocked
13:58	1 DISU D block (2)			
13:54				offensive rebound (26)
13:54				3 BOSTON JR. B substitution out
13:54				23 JACKSON I substitution in
13:54				foul administrative technical (5)
13:54				turnover offensive (10)
13:54	1 DISU D free throw 1 - 2 made (18)	46-46	0	
13:54	1 DISU D free throw 2 - 2 missed			
13:54				defensive rebound (27)
13:39		46-49	-3	10 MINTZ D 3pt FG , jump shot made (13)
13:39				2 ASKEW D assist (2)
13:14	1 DISU D 2pt FG in the paint, jump shot blocked			
13:14				23 JACKSON I block (2)
13:08				23 JACKSON I defensive rebound (9)
12:52				2 ASKEW D 3pt FG , jump shot missed
12:49	15 BROWN C defensive rebound (3)			
12:49	15 BROWN C foul drawn (2)			30 SARR O foul personal (3 - 6)



Kentucky at Vanderbilt

02/17/21 Memorial Gymnasium, Nashville
2020-21 Men's Basketball

Game Time: 6:00 PM
Game Duration: 2:10
Attendance: 164

Officials: Doug Shows, Anthony Jordan, Lee Cassell

Game Time	Vandy	Score	Diff	Ken
12:49	2 PIPPEN JR. S foul drawn (3)			23 JACKSON I foul personal (4 - 7)
12:49	5 HARVEY D substitution out			
12:49	4 WRIGHT J substitution in			
12:29	3 EVANS M substitution out			
12:29	12 THOMAS T substitution in			
12:29				23 JACKSON I substitution out
12:29				12 BROOKS JR. K substitution in
12:16	2 PIPPEN JR. S foul drawn (4)			10 MINTZ D foul shooting (2 - 8)
12:16	2 PIPPEN JR. S free throw 1 - 2 made (5)	47-49	-2	
12:16				10 MINTZ D substitution out
12:16				3 BOSTON JR. B substitution in
12:16	2 PIPPEN JR. S free throw 2 - 2 missed			
12:15				12 BROOKS JR. K defensive rebound (5)
12:01		47-51	-4	30 SARR O 2pt FG in the paint, dunk, made (4)
12:01				0 TOPPIN J assist (2)
11:49	2 PIPPEN JR. S 2pt FG in the paint, driving layup made (7)	49-51	-2	
11:39		49-53	-4	30 SARR O 2pt FG outside the paint, jump shot made (6)
11:29	15 BROWN C substitution out			
11:29	11 ALBERT B substitution in			
11:29	11 ALBERT B foul offensive (1 - 1)			3 BOSTON JR. B foul drawn (2)
11:29	11 ALBERT B turnover offensive (1)			
11:29	Timeout media			
11:13				3 BOSTON JR. B 2pt FG from turnover outside the paint, jump shot missed
11:11				12 BROOKS JR. K offensive rebound (6)
11:11	4 WRIGHT J foul personal (2 - 2)			12 BROOKS JR. K foul drawn (1)
11:03	1 DISU D steal (1)			12 BROOKS JR. K turnover lost ball (2)
10:52	4 WRIGHT J 3pt FG from turnover, jump shot blocked			
10:52				0 TOPPIN J block (1)
10:49				defensive rebound (31)
10:35	1 DISU D steal (2)			12 BROOKS JR. K turnover bad pass (3)
10:29	4 WRIGHT J 2pt FG fast break from turnover in the paint, layup made (6)	51-53	-2	
10:29	1 DISU D assist (2)			
10:03		51-55	-4	0 TOPPIN J 2pt FG in the paint, jump shot made (6)
10:03	4 WRIGHT J foul shooting (3 - 3)			0 TOPPIN J foul drawn (1)
10:03	4 WRIGHT J substitution out			
10:03	5 HARVEY D substitution in			
10:03	11 ALBERT B substitution out			
10:03	4 WRIGHT J substitution in			
10:03				2 ASKEW D substitution out
10:03				10 MINTZ D substitution in
10:03		51-56	-5	0 TOPPIN J free throw 1 - 1 made (7)
09:45	2 PIPPEN JR. S 2pt FG in the paint, driving layup missed			
09:39				0 TOPPIN J defensive rebound (2)
09:38	12 THOMAS T foul personal (1 - 4)			0 TOPPIN J foul drawn (2)
09:38				30 SARR O 2pt FG outside the paint, jump shot missed
09:38				12 BROOKS JR. K offensive rebound (7)
09:38		51-58	-7	12 BROOKS JR. K 2pt FG second chance in the paint, layup made (2)



Kentucky at Vanderbilt

02/17/21 Memorial Gymnasium, Nashville
2020-21 Men's Basketball

Game Time: 6:00 PM
Game Duration: 2:10
Attendance: 164

Officials: Doug Shows, Anthony Jordan, Lee Cassell

Game Time	Vandy	Score	Diff	Ken
09:20	1 DISU D foul drawn (6)			10 MINTZ D foul personal (3 - 9)
09:20	1 DISU D 1&1 free throw 1 made (19)	52-58	-6	
09:20	1 DISU D 1&1 free throw 2 made (20)	53-58	-5	
09:20	1 DISU D substitution out			
09:20	15 BROWN C substitution in			
08:55				0 TOPPIN J 2pt FG outside the paint, jump shot missed
08:54				0 TOPPIN J offensive rebound (3)
08:54	5 HARVEY D foul personal (3 - 5)			0 TOPPIN J foul drawn (3)
08:51				0 TOPPIN J 2pt FG second chance outside the paint, jump shot missed
08:49				12 BROOKS JR. K offensive rebound (8)
08:46	15 BROWN C foul personal (3 - 6)			12 BROOKS JR. K foul drawn (2)
08:43	5 HARVEY D foul personal (4 - 7)			30 SARR O foul drawn (2)
08:43	5 HARVEY D substitution out			
08:43	3 EVANS M substitution in			
08:43		53-59	-6	30 SARR O 1&1 free throw 1 made (7)
08:43		53-60	-7	30 SARR O 1&1 free throw 2 made (8)
08:25	3 EVANS M 3pt FG , jump shot missed			
08:21	15 BROWN C offensive rebound (4)			
08:19	3 EVANS M 2pt FG second chance in the paint, layup blocked			
08:19				30 SARR O block (3)
08:11				12 BROOKS JR. K defensive rebound (9)
07:57				30 SARR O turnover lost ball (3)
07:57	Timeout media			
07:32	12 THOMAS T substitution out			
07:32	1 DISU D substitution in			
07:31	1 DISU D turnover lost ball (2)			3 BOSTON JR. B steal (2)
07:26				10 MINTZ D 2pt FG from turnover in the paint, driving layup blocked
07:26	4 WRIGHT J block (1)			
07:26				offensive rebound (37)
07:23		53-62	-9	0 TOPPIN J 2pt FG from turnover second chance in the paint, jump shot made (9)
07:23				10 MINTZ D assist (3)
07:03	1 DISU D 2pt FG in the paint, layup made (22)	55-62	-7	
06:43				0 TOPPIN J 3pt FG , jump shot missed
06:41	1 DISU D defensive rebound (11)			
06:29	2 PIPPEN JR. S 2pt FG in the paint, layup blocked			
06:29				30 SARR O block (4)
06:28	offensive rebound (31)			
06:28				0 TOPPIN J substitution out
06:28				2 ASKEW D substitution in
06:15	2 PIPPEN JR. S 3pt FG second chance, jump shot missed			
06:12	2 PIPPEN JR. S offensive rebound (3)			
06:11	1 DISU D 2pt FG second chance outside the paint, jump shot missed			
06:08				30 SARR O defensive rebound (1)
05:54				12 BROOKS JR. K 2pt FG outside the paint, jump shot missed
05:52	defensive rebound (33)			
05:27	1 DISU D turnover bad pass (3)			3 BOSTON JR. B steal (3)



Kentucky at Vanderbilt

02/17/21 Memorial Gymnasium, Nashville
2020-21 Men's Basketball

Game Time: 6:00 PM
Game Duration: 2:10
Attendance: 164

Officials: Doug Shows, Anthony Jordan, Lee Cassell

Game Time	Vandy	Score	Diff	Ken
04:58				3 BOSTON JR. B 3pt FG from turnover, jump shot missed
04:55	1 DISU D defensive rebound (12)			
04:51	4 WRIGHT J 2pt FG fast break in the paint, driving layup made (8)	57-62	-5	
04:51	1 DISU D assist (3)			
04:50	Timeout 30 Sec			
04:50	15 BROWN C substitution out			
04:50	5 HARVEY D substitution in			
04:50				3 BOSTON JR. B substitution out
04:50				12 BROOKS JR. K substitution out
04:50				0 TOPPIN J substitution in
04:50				23 JACKSON I substitution in
04:39	4 WRIGHT J foul personal (4 - 8)			10 MINTZ D foul drawn (2)
04:39	4 WRIGHT J substitution out			
04:39	12 THOMAS T substitution in			
04:39				23 JACKSON I substitution out
04:39				12 BROOKS JR. K substitution in
04:39		57-63	-6	10 MINTZ D 1&1 free throw 1 made (14)
04:39		57-64	-7	10 MINTZ D 1&1 free throw 2 made (15)
04:27	2 PIPPEN JR. S 3pt FG , jump shot made (10)	60-64	-4	
03:57		60-67	-7	0 TOPPIN J 3pt FG , jump shot made (12)
03:57				30 SARR O assist (1)
03:44	2 PIPPEN JR. S 3pt FG , jump shot missed			
03:42	1 DISU D offensive rebound (13)			
03:39	1 DISU D 2pt FG second chance in the paint, layup made (24)	62-67	-5	
03:26		62-69	-7	30 SARR O 2pt FG in the paint, layup made (10)
03:26				2 ASKEW D assist (3)
03:17	2 PIPPEN JR. S 2pt FG in the paint, driving layup made (12)	64-69	-5	
02:58	2 PIPPEN JR. S foul personal (3 - 9)			2 ASKEW D foul drawn (3)
02:58				Timeout media
02:58				30 SARR O substitution out
02:58				23 JACKSON I substitution in
02:58		64-70	-6	2 ASKEW D 1&1 free throw 1 made (6)
02:58		64-71	-7	2 ASKEW D 1&1 free throw 2 made (7)
02:43	2 PIPPEN JR. S foul drawn (5)			23 JACKSON I foul shooting (5 - 10)
02:43				23 JACKSON I substitution out
02:43				30 SARR O substitution in
02:43	2 PIPPEN JR. S free throw 1 - 2 made (13)	65-71	-6	
02:43	2 PIPPEN JR. S free throw 2 - 2 made (14)	66-71	-5	
02:18				2 ASKEW D 3pt FG , jump shot missed
02:15	1 DISU D defensive rebound (14)			
02:09	2 PIPPEN JR. S 2pt FG in the paint, driving layup made (16)	68-71	-3	
01:41		68-74	-6	10 MINTZ D 3pt FG , jump shot made (18)
01:18	5 HARVEY D 2pt FG in the paint, dunk, blocked			
01:18				12 BROOKS JR. K block (4)
01:16	1 DISU D offensive rebound (15)			
01:16	1 DISU D 2pt FG second chance in the paint, layup made (26)	70-74	-4	
01:16	1 DISU D foul drawn (7)			30 SARR O foul shooting (4 - 11)
01:16	12 THOMAS T substitution out			



Kentucky at Vanderbilt

02/17/21 Memorial Gymnasium, Nashville
2020-21 Men's Basketball

Game Time: 6:00 PM
Game Duration: 2:10
Attendance: 164

Officials: Doug Shows, Anthony Jordan, Lee Cassell

Game Time	Vandy	Score	Diff	Ken
01:16	4 WRIGHT J substitution in			
01:16	1 DISU D free throw 1 - 1 made (27)	71-74	-3	
01:07	2 PIPPEN JR. S steal (2)			10 MINTZ D turnover bad pass (1)
01:03	1 DISU D 2pt FG from turnover in the paint, layup made (29)	73-74	-1	
01:03	4 WRIGHT J assist (2)			
00:53	4 WRIGHT J foul drawn (2)			12 BROOKS JR. K foul offensive (2 - 12)
00:53				12 BROOKS JR. K turnover offensive (4)
00:39	4 WRIGHT J 2pt FG from turnover in the paint, jump shot missed			
00:34	1 DISU D offensive rebound (16)			
00:34	1 DISU D 2pt FG from turnover second chance in the paint, layup missed			
00:33	4 WRIGHT J offensive rebound (4)			
00:33	4 WRIGHT J foul drawn (3)			0 TOPPIN J foul personal (1 - 13)
00:33	4 WRIGHT J free throw 1 - 2 missed			
00:33	offensive dead ball rebound (2)			
00:33	5 HARVEY D substitution out			
00:33	15 BROWN C substitution in			
00:33	4 WRIGHT J free throw 2 - 2 missed			
00:32				0 TOPPIN J defensive rebound (4)
00:30	1 DISU D foul personal (2 - 10)			0 TOPPIN J foul drawn (4)
00:30		73-75	-2	0 TOPPIN J free throw 1 - 2 made (13)
00:30				30 SARR O substitution out
00:30				3 BOSTON JR. B substitution in
00:30		73-76	-3	0 TOPPIN J free throw 2 - 2 made (14)
00:26	2 PIPPEN JR. S foul drawn (6)			10 MINTZ D foul personal (4 - 14)
00:26	2 PIPPEN JR. S free throw 1 - 2 made (17)	74-76	-2	
00:26				3 BOSTON JR. B substitution out
00:26				30 SARR O substitution in
00:26	2 PIPPEN JR. S free throw 2 - 2 made (18)	75-76	-1	
00:19	4 WRIGHT J foul personal (5 - 11)			0 TOPPIN J foul drawn (5)
00:19	4 WRIGHT J substitution out			
00:19	5 HARVEY D substitution in			
00:19		75-77	-2	0 TOPPIN J free throw 1 - 2 made (15)
00:19		75-78	-3	0 TOPPIN J free throw 2 - 2 made (16)
00:19				Timeout 30 Sec
00:19				30 SARR O substitution out
00:19				3 BOSTON JR. B substitution in
00:11	1 DISU D 3pt FG , jump shot missed			
00:09				3 BOSTON JR. B defensive rebound (4)
00:09	2 PIPPEN JR. S foul personal (4 - 12)			3 BOSTON JR. B foul drawn (3)
00:09		75-79	-4	3 BOSTON JR. B free throw 1 - 2 made (11)
00:09		75-80	-5	3 BOSTON JR. B free throw 2 - 2 made (12)
00:06	Timeout 30 Sec			
00:03	2 PIPPEN JR. S foul drawn (7)			10 MINTZ D foul shooting (5 - 15)
00:03				10 MINTZ D substitution out
00:03				30 SARR O substitution in
00:03	2 PIPPEN JR. S free throw 1 - 3 made (19)	76-80	-4	
00:03	2 PIPPEN JR. S free throw 2 - 3 made (20)	77-80	-3	
00:03	2 PIPPEN JR. S free throw 3 - 3 made (21)	78-80	-2	



Kentucky at Vanderbilt

02/17/21 Memorial Gymnasium, Nashville
2020-21 Men's Basketball

Game Time: 6:00 PM

Game Duration: 2:10

Attendance: 164

Officials: Doug Shows, Anthony Jordan, Lee Cassell

Game Time	Vandy	Score	Diff	Ken
00:02	5 HARVEY D foul personal (5 - 13)			2 ASKEW D foul drawn (4)
00:02	5 HARVEY D substitution out			
00:02	12 THOMAS T substitution in			
00:02		78-81	-3	2 ASKEW D free throw 1 - 2 made (8)
00:02		78-82	-4	2 ASKEW D free throw 2 - 2 made (9)
00:02	Timeout 60 Sec			
00:00	2 PIPPEN JR. S 3pt FG , jump shot missed			
00:00	offensive dead ball rebound (3)			
END OF GAME				
Vandy 78-82 Ken				



Kentucky at Vanderbilt

02/17/21 Memorial Gymnasium, Nashville
2020-21 Men's Basketball

Game Time: 6:00 PM
Game Duration: 2:10
Attendance: 164

Officials: Doug Shows, Anthony Jordan, Lee Cassell

Kentucky - 40

NO.	Name	F	Min	FG	3P	FT	Rebounds			Fouls		TP	AS	TO	ST	Blocks		+/-
				M-A	M-A	M-A	OR	DR	TOT	PF	FD					BS	BA	
23	Isaiah Jackson	F	04:30	0-0	0-0	0-0	0	2	2	4	0	0	0	0	0	1	0	-2
30	Olivier Sarr	F	16:12	4-6	0-0	2-2	0	1	1	2	1	10	1	3	0	2	0	-10
2	Devin Askew	G	16:25	0-2	0-2	4-4	0	1	1	0	2	4	2	0	0	0	0	-11
3	Brandon Boston Jr.	G	13:55	1-8	0-3	2-2	1	1	2	0	2	4	1	0	2	0	1	-7
10	Davion Mintz	G	17:43	2-5	2-3	2-2	0	2	2	5	1	8	1	1	0	0	1	-9
12	Keion Brooks Jr.		14:29	1-2	0-0	0-0	4	2	6	1	2	2	0	4	1	1	0	-1
55	Lance Ware		02:15	0-0	0-0	0-0	0	0	0	1	0	0	0	0	0	0	0	-2
0	Jacob Toppin		14:31	3-6	1-2	5-5	1	2	3	1	5	12	1	0	0	1	0	2
Team							2	2	4			0		1				
Totals				11-29	3-10	15-15	8	13	21	14	13	40	6	9	3	5	2	-8

Shooting By Period		
2 nd FG%	11-29	37.9%
3PT%	3-10	30.0%
FT%	15-15	100%
GM FG%	11-29	37.9%
3PT%	3-10	30.0%
FT%	15-15	100.0%

Dead Ball Rebounds: 0, 0

Technical Fouls: Team 2nd 13:54

Vanderbilt - 48

NO.	Name	F	Min	FG	3P	FT	Rebounds			Fouls		TP	AS	TO	ST	Blocks		+/-
				M-A	M-A	M-A	OR	DR	TOT	PF	FD					BS	BA	
1	Dylan Disu	F	18:12	4-8	0-1	4-5	3	5	8	1	3	12	3	2	2	1	1	10
15	Clevon Brown	F	13:35	4-4	0-0	0-1	2	2	4	1	2	8	0	0	1	0	0	5
2	Scotty Pippen Jr.	G	20:00	5-14	1-6	10-11	1	1	2	2	6	21	3	0	2	0	1	8
3	Maxwell Evans	G	16:14	0-2	0-1	0-0	0	0	0	0	0	0	0	0	0	0	1	10
4	Jordan Wright	G	14:01	2-4	0-1	0-2	1	0	1	4	3	4	1	1	0	1	1	9
10	Myles Stute		00:00	0-0	0-0	0-0	0	0	0	0	0	0	0	0	0	0	0	0
13	Issac McBride		00:00	0-0	0-0	0-0	0	0	0	0	0	0	0	0	0	0	0	0
5	D.J. Harvey		08:09	1-2	1-1	0-0	0	1	1	3	0	3	0	0	0	0	1	3
12	Trey Thomas		08:23	0-0	0-0	0-0	0	0	0	1	0	0	0	0	0	0	0	-5
11	Braelee Albert		01:26	0-0	0-0	0-0	0	0	0	1	0	0	0	1	0	0	0	0
Team							1	1	2			0		0				
Totals				16-34	2-10	14-19	8	10	18	13	14	48	7	4	5	2	5	8

Shooting By Period		
2 nd FG%	16-34	47.1%
3PT%	2-10	20.0%
FT%	14-19	73.7%
GM FG%	16-34	47.1%
3PT%	2-10	20.0%
FT%	14-19	73.7%

Dead Ball Rebounds: 2, 0

Technical Fouls: NONE

	Ken	Vandy
Biggest lead	12 (2 nd 19:43)	0 (1 st 20:00)
Best Scoring Run	5 (2 nd 9:38)	7 (2 nd 14:59)
Lead Changes	0	
Times Tied	1	
Time with Lead	19:28	00:00

	Ken	Vandy
Points from		
Turnovers	4	9
Paint	14	26
Second Chance	6	7
Fast Breaks	2	6
Bench	14	3

	Period by Period Scoring		
	1st	2nd	TOT
Ken	42	40	82
Vandy	30	48	78



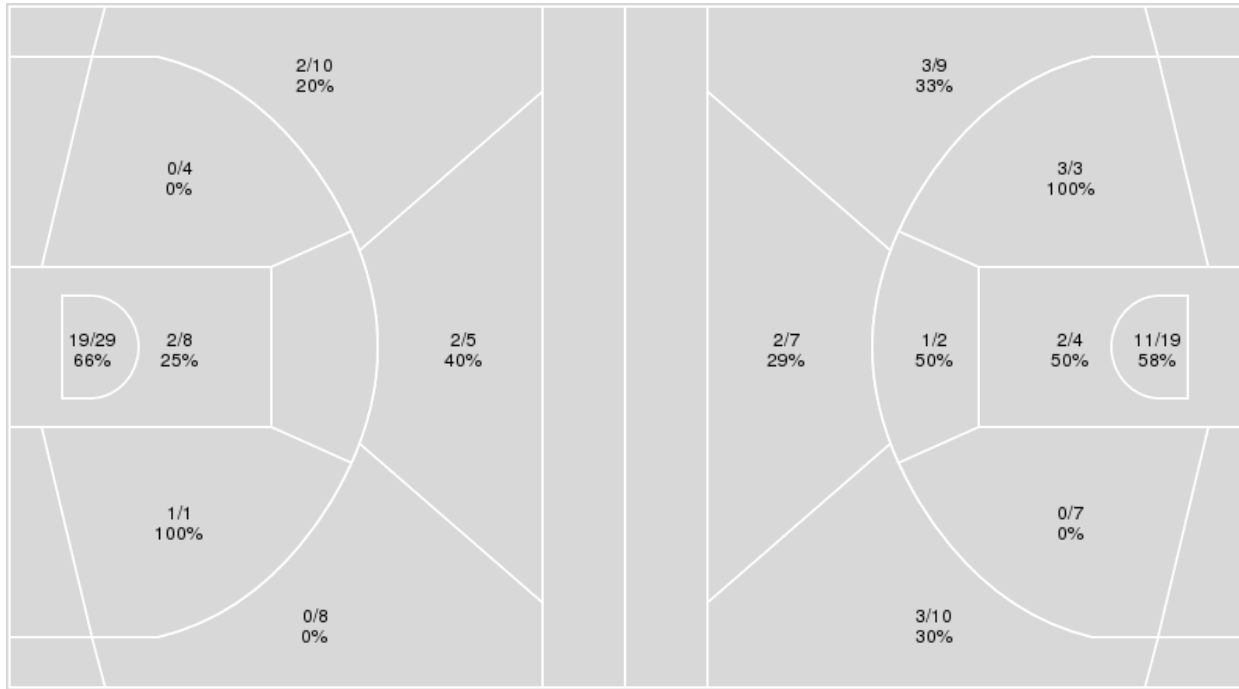
Officials: Doug Shows, Anthony Jordan, Lee Cassell

{ Players => 0, 1, 2, 3, 4, 5, 10, 11, 12, 13, 14, 15, 20, 33, 34, 42, 50; }
 FG Types => All; Results => All;

{ Players => 0, 2, 3, 5, 10, 11, 12, 13, 14, 20, 21, 23, 25, 30, 55; } FG
 Types => All; Results => All;

Vanderbilt

Kentucky



Vanderbilt	M/A	%
Field Goals	26/65	40
2 Points	22/42	52
3 Points	4/23	17
Free Throws	22/28	79

Kentucky	M/A	%
Field Goals	25/61	41
2 Points	17/35	49
3 Points	8/26	31
Free Throws	24/25	96

**Kentucky at Vanderbilt**02/17/21 Memorial Gymnasium, Nashville
2020-21 Men's Basketball

Game Time: 6:00 PM

Game Duration: 2:10

Attendance: 164

Officials: Doug Shows, Anthony Jordan, Lee Cassell

Kentucky

No	Name	Mins		Score		Points Diff		Points per Min		Assists		Rebounds		Steals		Turnovers	
		On	Off	On	Off	On	Off	On	Off	On	Off	On	Off	On	Off	On	Off
0	Jacob Toppin	22:04	17:56	60 - 48	22 - 30	12	-8	2.72	1.23	10	7	25	15	2	5	8	7
2	Devin Askew	34:18	05:42	72 - 72	10 - 6	0	4	2.10	1.75	16	1	30	10	6	1	14	1
3	Brandon Boston Jr.	28:04	11:56	44 - 42	38 - 36	2	2	1.57	3.18	8	9	33	7	6	1	10	5
10	Davion Mintz	35:36	04:24	70 - 71	12 - 7	-1	5	1.97	2.73	16	1	35	5	7	0	11	4
11	Dontaie Allen	02:32	37:28	5 - 7	77 - 71	-2	6	1.97	2.06	2	15	1	39	0	7	2	13
12	Keion Brooks Jr.	27:48	12:12	64 - 64	18 - 14	0	4	2.30	1.48	11	6	29	11	6	1	10	5
23	Isaiah Jackson	20:04	19:56	39 - 32	43 - 46	7	-3	1.94	2.16	10	7	21	19	2	5	10	5
30	Olivier Sarr	27:19	12:41	54 - 50	28 - 28	4	0	1.98	2.21	12	5	25	15	5	2	10	5
55	Lance Ware	02:15	37:45	2 - 4	80 - 74	-2	6	0.89	2.12	0	17	1	39	1	6	0	15

Vanderbilt

No	Name	Mins		Score		Points Diff		Points per Min		Assists		Rebounds		Steals		Turnovers	
		On	Off	On	Off	On	Off	On	Off	On	Off	On	Off	On	Off	On	Off
1	Dylan Disu	37:34	02:26	78 - 78	0 - 4	0	-4	2.08	0.00	10	0	38	1	8	0	13	1
2	Scotty Pippen Jr.	35:50	04:10	73 - 78	5 - 4	-5	1	2.04	1.20	9	1	31	8	7	1	14	0
3	Maxwell Evans	31:50	08:10	69 - 69	9 - 13	0	-4	2.17	1.10	9	1	31	8	5	3	12	2
4	Jordan Wright	26:24	13:36	44 - 39	34 - 43	5	-9	1.67	2.50	7	3	26	13	7	1	10	4
5	D.J. Harvey	20:17	19:43	48 - 51	30 - 31	-3	-1	2.37	1.52	5	5	19	20	3	5	4	10
10	Myles Stute	07:39	32:21	11 - 16	67 - 66	-5	1	1.44	2.07	1	9	9	30	2	6	3	11
11	Braelee Albert	01:26	38:34	2 - 2	76 - 80	0	-4	1.40	1.97	1	9	0	39	2	6	1	13
12	Trey Thomas	12:47	27:13	24 - 29	54 - 53	-5	1	1.88	1.98	1	9	12	27	3	5	2	12
13	Issac McBride	04:10	35:50	5 - 4	73 - 78	1	-5	1.20	2.04	1	9	8	31	1	7	0	14
15	Clevon Brown	17:52	22:08	31 - 31	47 - 51	0	-4	1.74	2.12	6	4	15	24	2	6	6	8
42	Quentin Millora-Brown	04:11	35:49	5 - 13	73 - 69	-8	4	1.20	2.04	0	10	6	33	0	8	5	9

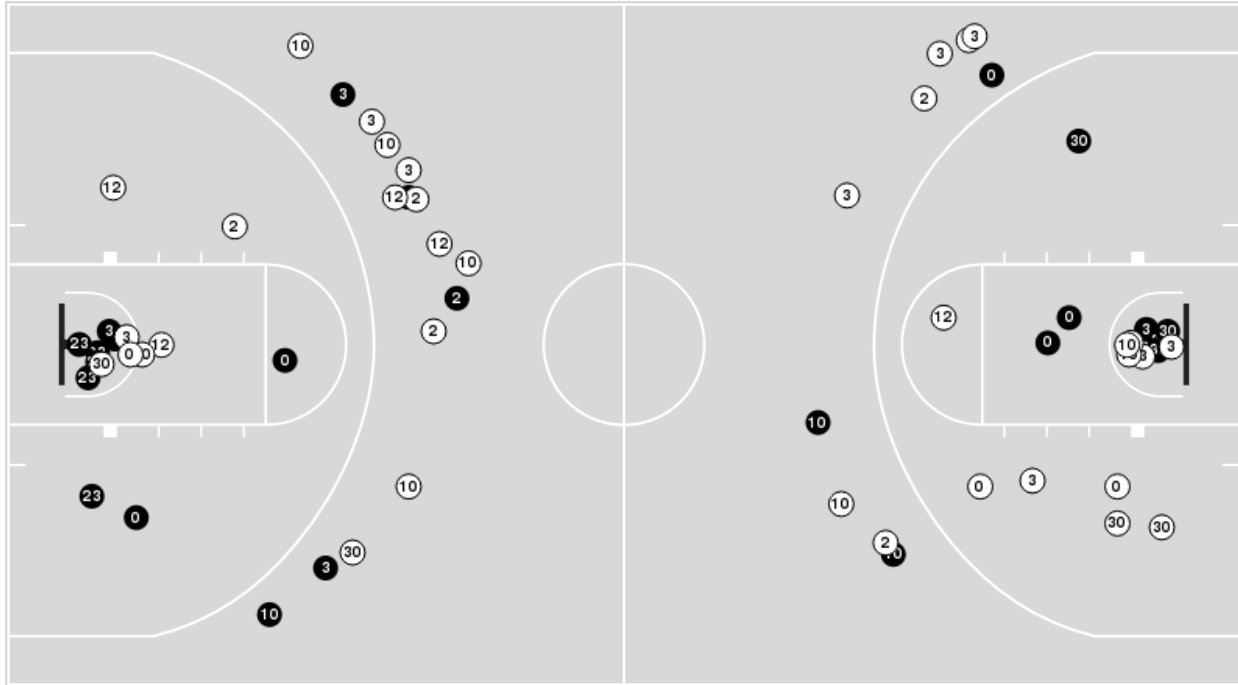


Officials: Doug Shows, Anthony Jordan, Lee Cassell

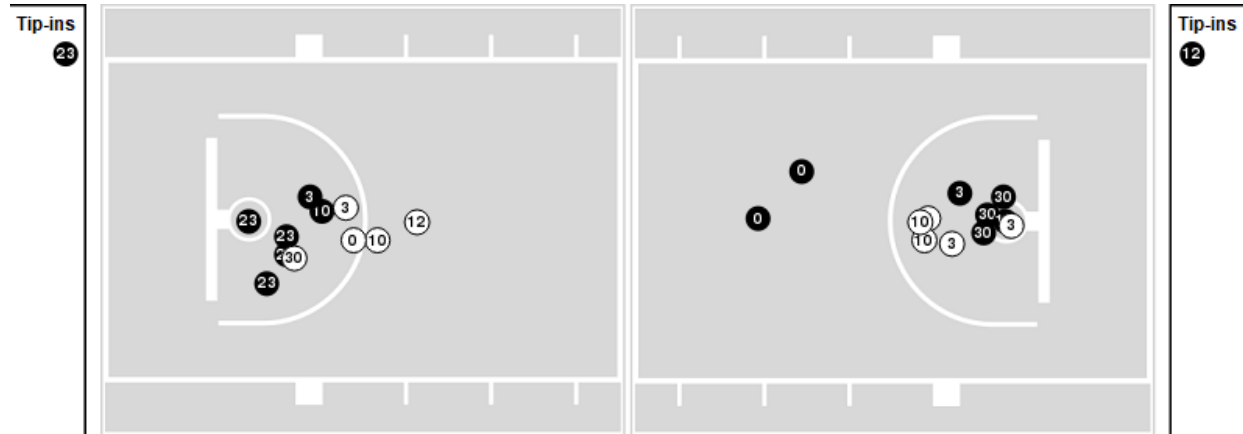
Players => 0, 2, 3, 5, 10, 11, 12, 13, 14, 20, 21, 23, 25, 30, 55FG Types=>AllResults=>All

Kentucky

All Field Goals



Blow Up Chart



● Made ○ Missed N - Player Number

Kentucky	M/A	%
Field Goals	25/61	41
2 Points	17/35	49
3 Points	8/26	31
Free Throws	24/25	96

Kentucky	M/A	%
Points in the Paint	26 (13 / 23)	57
Fast Break Points	6 (3/3)	100
Second Chance Points	12 (9/14)	64
Effective FG%	48	

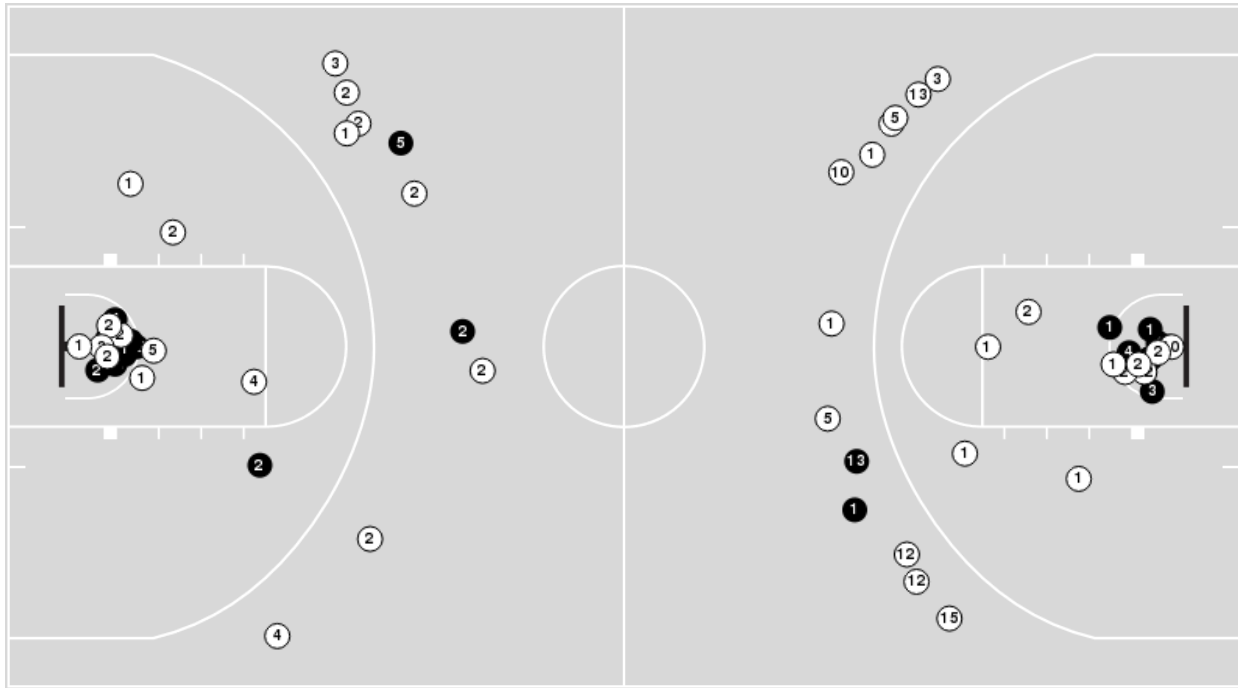


Officials: Doug Shows, Anthony Jordan, Lee Cassell

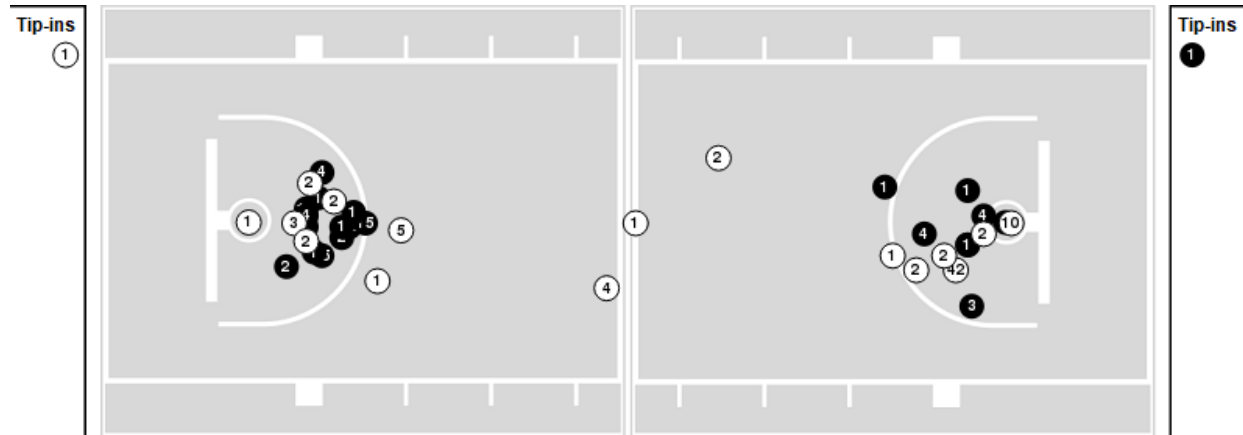
Players => 0, 1, 2, 3, 4, 5, 10, 11, 12, 13, 14, 15, 20, 33, 34, 42, 50FG Types=>AllResults=>All

Vanderbilt

All Field Goals



Blow Up Chart



● Made ○ Missed N - Player Number

Vanderbilt	M/A	%
Field Goals	26/65	40
2 Points	22/42	52
3 Points	4/23	17
Free Throws	22/28	79

Vanderbilt	M/A	%
Points in the Paint	42 (21 / 37)	57
Fast Break Points	8 (4/4)	100
Second Chance Points	15 (9/19)	47
Effective FG%	43	



Kentucky at Vanderbilt

02/17/21 Memorial Gymnasium, Nashville
2020-21 Men's Basketball

Game Time: 6:00 PM
Game Duration: 2:10
Attendance: 164

Officials: Doug Shows, Anthony Jordan, Lee Cassell

Kentucky

Lineup	Quarter On	Time On	Quarter Off	Time Off	Time on Court	Score	Score Diff	Reb	Stl	Tov	Ass	PPP
2- Askew D/3- Boston Jr. B/10- Mintz D/23- Jackson I/30- Sarr O/	1	20:00	1	16:31	03:29	7-0	7	3	1	0	3	1.1667
2- Askew D/3- Boston Jr. B/10- Mintz D/12- Brooks Jr. K/30- Sarr O/	1	16:31	1	13:55	02:36	8-5	3	2	2	0	2	1.3333
2- Askew D/3- Boston Jr. B/10- Mintz D/12- Brooks Jr. K/23- Jackson I/	1	13:55	1	13:39	00:16	0-0	0	0	0	0	0	0.0000
0- Toppin J/3- Boston Jr. B/10- Mintz D/12- Brooks Jr. K/23- Jackson I/	1	13:39	1	13:04	00:35	1-0	1	3	0	0	0	2.2727
0- Toppin J/2- Askew D/10- Mintz D/12- Brooks Jr. K/23- Jackson I/	1	13:04	1	12:10	00:54	3-3	0	0	0	0	1	2.0833
0- Toppin J/2- Askew D/10- Mintz D/23- Jackson I/30- Sarr O/	1	12:10	1	11:32	00:38	2-0	2	0	0	0	1	2.0000
0- Toppin J/2- Askew D/3- Boston Jr. B/23- Jackson I/30- Sarr O/	1	11:32	1	09:25	02:07	4-0	4	2	0	2	0	1.0309
2- Askew D/3- Boston Jr. B/10- Mintz D/23- Jackson I/30- Sarr O/	1	09:25	1	08:58	00:27	0-2	-2	1	0	0	0	0.0000
2- Askew D/3- Boston Jr. B/10- Mintz D/12- Brooks Jr. K/30- Sarr O/	1	08:58	1	07:08	01:50	0-0	0	2	0	0	0	0.0000
2- Askew D/3- Boston Jr. B/10- Mintz D/12- Brooks Jr. K/23- Jackson I/	1	07:08	1	05:51	01:17	0-4	-4	1	0	2	0	0.0000
2- Askew D/10- Mintz D/11- Allen D/12- Brooks Jr. K/23- Jackson I/	1	05:51	1	03:19	02:32	5-7	-2	1	0	2	2	1.2500
0- Toppin J/3- Boston Jr. B/10- Mintz D/12- Brooks Jr. K/23- Jackson I/	1	03:19	1	01:47	01:32	2-2	0	1	0	0	0	1.0638
0- Toppin J/2- Askew D/10- Mintz D/12- Brooks Jr. K/23- Jackson I/	1	01:47	2	20:00	01:47	10-7	3	3	1	0	2	2.6596
2- Askew D/3- Boston Jr. B/10- Mintz D/23- Jackson I/30- Sarr O/	2	20:00	2	18:20	01:40	0-6	-6	0	0	2	0	0.0000
2- Askew D/3- Boston Jr. B/10- Mintz D/12- Brooks Jr. K/23- Jackson I/	2	18:20	2	17:21	00:59	0-0	0	4	0	1	0	0.0000
2- Askew D/3- Boston Jr. B/10- Mintz D/12- Brooks Jr. K/55- Ware L/	2	17:21	2	16:09	01:12	2-4	-2	0	1	0	0	1.0000
0- Toppin J/2- Askew D/3- Boston Jr. B/10- Mintz D/55- Ware L/	2	16:09	2	15:06	01:03	0-0	0	1	0	0	0	0.0000
0- Toppin J/2- Askew D/3- Boston Jr. B/10- Mintz D/30- Sarr O/	2	15:06	2	13:54	01:12	2-5	-3	2	0	0	1	1.0000
0- Toppin J/2- Askew D/10- Mintz D/23- Jackson I/30- Sarr O/	2	13:54	2	12:29	01:25	3-1	2	2	0	1	1	1.0000
0- Toppin J/2- Askew D/10- Mintz D/12- Brooks Jr. K/30- Sarr O/	2	12:29	2	12:16	00:13	0-1	-1	0	0	0	0	0.0000
0- Toppin J/2- Askew D/3- Boston Jr. B/12- Brooks Jr. K/30- Sarr O/	2	12:16	2	10:03	02:13	6-4	2	3	0	2	1	1.2000
0- Toppin J/3- Boston Jr. B/10- Mintz D/12- Brooks Jr. K/30- Sarr O/	2	10:03	2	06:28	03:35	7-4	3	6	1	1	1	1.3158
2- Askew D/3- Boston Jr. B/10- Mintz D/12- Brooks Jr. K/30- Sarr O/	2	06:28	2	04:50	01:38	0-2	-2	1	1	0	0	0.0000
0- Toppin J/2- Askew D/10- Mintz D/23- Jackson I/30- Sarr O/	2	04:50	2	04:39	00:11	0-0	0	0	0	0	0	0.0000
0- Toppin J/2- Askew D/10- Mintz D/12- Brooks Jr. K/30- Sarr O/	2	04:39	2	02:58	01:41	7-7	0	0	0	0	2	2.4306
0- Toppin J/2- Askew D/10- Mintz D/12- Brooks Jr. K/23- Jackson I/	2	02:58	2	02:43	00:15	2-0	2	0	0	0	0	2.2727
0- Toppin J/2- Askew D/10- Mintz D/12- Brooks Jr. K/30- Sarr O/	2	02:43	2	00:30	02:12	4-9	-5	1	0	2	0	0.9009
0- Toppin J/2- Askew D/3- Boston Jr. B/10- Mintz D/12- Brooks Jr. K/	2	00:30	2	00:26	00:04	1-1	0	0	0	0	0	2.2727
0- Toppin J/2- Askew D/10- Mintz D/12- Brooks Jr. K/30- Sarr O/	2	00:26	2	00:19	00:08	2-1	1	0	0	0	0	2.2727
0- Toppin J/2- Askew D/3- Boston Jr. B/10- Mintz D/12- Brooks Jr. K/	2	00:19	2	00:03	00:15	2-0	2	1	0	0	0	2.2727
0- Toppin J/2- Askew D/3- Boston Jr. B/12- Brooks Jr. K/30- Sarr O/	2	00:03	2	00:00	00:04	2-3	-1	0	0	0	0	2.2727



Kentucky at Vanderbilt

02/17/21 Memorial Gymnasium, Nashville
2020-21 Men's Basketball

Game Time: 6:00 PM
Game Duration: 2:10
Attendance: 164

Officials: Doug Shows, Anthony Jordan, Lee Cassell

Vanderbilt

Lineup	Quarter On	Time On	Quarter Off	Time Off	Time on Court	Score	Score Diff	Reb	Stl	Tov	Ass	PPP
1- Disu D/2- Pippen Jr. S/3- Evans M/4- Wright J/15- Brown C/	1	20:00	1	18:06	01:54	0-2	-2	1	0	1	0	0.0000
1- Disu D/2- Pippen Jr. S/3- Evans M/4- Wright J/42- Millora-Brown Q/	1	18:06	1	13:55	04:11	5-13	-8	6	0	5	0	0.5297
1- Disu D/2- Pippen Jr. S/3- Evans M/4- Wright J/15- Brown C/	1	13:55	1	13:12	00:43	0-0	0	1	0	0	0	0.0000
1- Disu D/2- Pippen Jr. S/3- Evans M/5- Harvey D/15- Brown C/	1	13:12	1	12:10	01:02	3-4	-1	0	0	1	1	1.5000
1- Disu D/2- Pippen Jr. S/3- Evans M/5- Harvey D/10- Stute M/	1	12:10	1	12:10	00:00	0-0	0	0	0	0	0	0.0000
2- Pippen Jr. S/3- Evans M/5- Harvey D/10- Stute M/15- Brown C/	1	12:10	1	11:32	00:38	0-2	-2	0	0	1	0	0.0000
1- Disu D/2- Pippen Jr. S/5- Harvey D/10- Stute M/12- Thomas T/	1	11:32	1	10:36	00:56	0-2	-2	0	0	1	0	0.0000
1- Disu D/5- Harvey D/10- Stute M/12- Thomas T/13- McBride I/	1	10:36	1	07:08	03:28	2-2	0	8	1	0	0	0.4000
1- Disu D/2- Pippen Jr. S/3- Evans M/10- Stute M/12- Thomas T/	1	07:08	1	07:08	00:00	2-0	2	0	0	0	0	2.2727
1- Disu D/2- Pippen Jr. S/3- Evans M/4- Wright J/10- Stute M/	1	07:08	1	06:04	01:04	2-0	2	1	1	0	0	1.0000
1- Disu D/2- Pippen Jr. S/3- Evans M/4- Wright J/5- Harvey D/	1	06:04	1	01:33	04:31	11-7	4	4	1	0	1	1.6272
1- Disu D/2- Pippen Jr. S/3- Evans M/5- Harvey D/10- Stute M/	1	01:33	1	00:42	00:51	2-8	-6	0	0	1	0	1.0638
1- Disu D/3- Evans M/5- Harvey D/10- Stute M/13- McBride I/	1	00:42	2	20:00	00:42	3-2	1	0	0	0	1	3.0000
1- Disu D/2- Pippen Jr. S/3- Evans M/4- Wright J/15- Brown C/	2	20:00	2	15:06	04:54	10-2	8	5	2	1	3	1.2019
1- Disu D/2- Pippen Jr. S/3- Evans M/5- Harvey D/15- Brown C/	2	15:06	2	12:49	02:17	6-5	1	2	0	0	1	1.2295
1- Disu D/2- Pippen Jr. S/3- Evans M/4- Wright J/15- Brown C/	2	12:49	2	12:29	00:20	0-0	0	0	0	0	0	0.0000
1- Disu D/2- Pippen Jr. S/4- Wright J/12- Thomas T/15- Brown C/	2	12:29	2	11:29	01:00	3-4	-1	0	0	0	0	1.5957
1- Disu D/2- Pippen Jr. S/4- Wright J/11- Albert B/12- Thomas T/	2	11:29	2	10:03	01:26	2-2	0	0	2	1	1	0.6667
1- Disu D/2- Pippen Jr. S/5- Harvey D/11- Albert B/12- Thomas T/	2	10:03	2	10:03	00:00	0-0	0	0	0	0	0	0.0000
1- Disu D/2- Pippen Jr. S/4- Wright J/5- Harvey D/12- Thomas T/	2	10:03	2	09:20	00:43	2-3	-1	0	0	0	0	1.0638
2- Pippen Jr. S/4- Wright J/5- Harvey D/12- Thomas T/15- Brown C/	2	09:20	2	08:43	00:37	0-0	0	0	0	0	0	0.0000
2- Pippen Jr. S/3- Evans M/4- Wright J/12- Thomas T/15- Brown C/	2	08:43	2	07:32	01:11	0-2	-2	1	0	0	0	0.0000
1- Disu D/2- Pippen Jr. S/3- Evans M/4- Wright J/15- Brown C/	2	07:32	2	04:50	02:42	4-2	2	5	0	2	1	0.8000
1- Disu D/2- Pippen Jr. S/3- Evans M/4- Wright J/5- Harvey D/	2	04:50	2	04:39	00:11	0-0	0	0	0	0	0	0.0000
1- Disu D/2- Pippen Jr. S/3- Evans M/5- Harvey D/12- Thomas T/	2	04:39	2	01:16	03:23	13-12	1	3	0	0	0	2.2109
1- Disu D/2- Pippen Jr. S/3- Evans M/4- Wright J/5- Harvey D/	2	01:16	2	00:33	00:42	3-0	3	2	1	0	1	1.5957
1- Disu D/2- Pippen Jr. S/3- Evans M/4- Wright J/15- Brown C/	2	00:33	2	00:19	00:15	2-2	0	0	0	0	0	1.5152
1- Disu D/2- Pippen Jr. S/3- Evans M/5- Harvey D/15- Brown C/	2	00:19	2	00:02	00:16	3-4	-1	0	0	0	0	1.2931
1- Disu D/2- Pippen Jr. S/3- Evans M/12- Thomas T/15- Brown C/	2	00:02	2	00:00	00:03	0-2	-2	0	0	0	0	0.0000



Kentucky at Vanderbilt

02/17/21 Memorial Gymnasium, Nashville
2020-21 Men's Basketball

Game Time: 6:00 PM
Game Duration: 2:10
Attendance: 164

Officials: Doug Shows, Anthony Jordan, Lee Cassell

Kentucky

Lineup	Time	Score	Score Diff	Pts/Min	Reb	Stl	Tov	Ass	PPP
2- Askew D/ 3- Boston Jr. B/ 10- Mintz D/ 12- Brooks Jr. K/ 30- Sarr O/	06:04	8-7	1	1.3187	5	3	0	2	0.7273
2- Askew D/ 3- Boston Jr. B/ 10- Mintz D/ 23- Jackson I/ 30- Sarr O/	05:36	7-8	-1	1.2500	4	1	2	3	0.7778
0- Toppin J/ 2- Askew D/ 10- Mintz D/ 12- Brooks Jr. K/ 30- Sarr O/	04:14	13-18	-5	3.0709	1	0	2	2	1.5854
0- Toppin J/ 3- Boston Jr. B/ 10- Mintz D/ 12- Brooks Jr. K/ 30- Sarr O/	03:35	7-4	3	1.9535	6	1	1	1	1.3158
0- Toppin J/ 2- Askew D/ 10- Mintz D/ 12- Brooks Jr. K/ 23- Jackson I/	02:56	15-10	5	5.1136	3	1	0	3	2.4671
2- Askew D/ 3- Boston Jr. B/ 10- Mintz D/ 12- Brooks Jr. K/ 23- Jackson I/	02:32	0-4	-4	0.0000	5	0	3	0	0.0000
2- Askew D/ 10- Mintz D/ 11- Allen D/ 12- Brooks Jr. K/ 23- Jackson I/	02:32	5-7	-2	1.9737	1	0	2	2	1.2500
0- Toppin J/ 2- Askew D/ 3- Boston Jr. B/ 12- Brooks Jr. K/ 30- Sarr O/	02:17	8-7	1	3.5036	3	0	2	1	1.3605
0- Toppin J/ 2- Askew D/ 10- Mintz D/ 23- Jackson I/ 30- Sarr O/	02:14	5-1	4	2.2388	2	0	1	2	1.2500
0- Toppin J/ 3- Boston Jr. B/ 10- Mintz D/ 12- Brooks Jr. K/ 23- Jackson I/	02:07	3-2	1	1.4173	4	0	0	0	1.2931
0- Toppin J/ 2- Askew D/ 3- Boston Jr. B/ 23- Jackson I/ 30- Sarr O/	02:07	4-0	4	1.8898	2	0	2	0	1.0309
2- Askew D/ 3- Boston Jr. B/ 10- Mintz D/ 12- Brooks Jr. K/ 55- Ware L/	01:12	2-4	-2	1.6667	0	1	0	0	1.0000
0- Toppin J/ 2- Askew D/ 3- Boston Jr. B/ 10- Mintz D/ 30- Sarr O/	01:12	2-5	-3	1.6667	2	0	0	1	1.0000
0- Toppin J/ 2- Askew D/ 3- Boston Jr. B/ 10- Mintz D/ 55- Ware L/	01:03	0-0	0	0.0000	1	0	0	0	0.0000
0- Toppin J/ 2- Askew D/ 3- Boston Jr. B/ 10- Mintz D/ 12- Brooks Jr. K/	00:19	3-1	2	9.4737	1	0	0	0	2.2727



Kentucky at Vanderbilt

02/17/21 Memorial Gymnasium, Nashville
2020-21 Men's Basketball

Game Time: 6:00 PM
Game Duration: 2:10
Attendance: 164

Officials: Doug Shows, Anthony Jordan, Lee Cassell

Vanderbilt

Lineup	Time	Score	Score Diff	Pts/Min	Reb	Stl	Tov	Ass	PPP
1- Disu D/ 2- Phippen Jr. S/ 3- Evans M/ 4- Wright J/ 15- Brown C/	10:48	16-8	8	1.4815	12	2	4	4	0.8584
1- Disu D/ 2- Phippen Jr. S/ 3- Evans M/ 4- Wright J/ 5- Harvey D/	05:24	14-7	7	2.5926	6	2	0	2	1.6204
1- Disu D/ 2- Phippen Jr. S/ 3- Evans M/ 4- Wright J/ 42- Millora-Brown Q/	04:11	5-13	-8	1.1952	6	0	5	0	0.5297
1- Disu D/ 2- Phippen Jr. S/ 3- Evans M/ 5- Harvey D/ 15- Brown C/	03:35	12-13	-1	3.3488	2	0	1	2	1.3043
1- Disu D/ 5- Harvey D/ 10- Stute M/ 12- Thomas T/ 13- McBride I/	03:28	2-2	0	0.5769	8	1	0	0	0.4000
1- Disu D/ 2- Phippen Jr. S/ 3- Evans M/ 5- Harvey D/ 12- Thomas T/	03:23	13-12	1	3.8424	3	0	0	0	2.2109
1- Disu D/ 2- Phippen Jr. S/ 4- Wright J/ 11- Albert B/ 12- Thomas T/	01:26	2-2	0	1.3953	0	2	1	1	0.6667
2- Phippen Jr. S/ 3- Evans M/ 4- Wright J/ 12- Thomas T/ 15- Brown C/	01:11	0-2	-2	0.0000	1	0	0	0	0.0000
1- Disu D/ 2- Phippen Jr. S/ 3- Evans M/ 4- Wright J/ 10- Stute M/	01:04	2-0	2	1.8750	1	1	0	0	1.0000
1- Disu D/ 2- Phippen Jr. S/ 4- Wright J/ 12- Thomas T/ 15- Brown C/	01:00	3-4	-1	3.0000	0	0	0	0	1.5957
1- Disu D/ 2- Phippen Jr. S/ 5- Harvey D/ 10- Stute M/ 12- Thomas T/	00:56	0-2	-2	0.0000	0	0	1	0	0.0000
1- Disu D/ 2- Phippen Jr. S/ 3- Evans M/ 5- Harvey D/ 10- Stute M/	00:51	2-8	-6	2.3529	0	0	1	0	1.0638
1- Disu D/ 2- Phippen Jr. S/ 4- Wright J/ 5- Harvey D/ 12- Thomas T/	00:43	2-3	-1	2.7907	0	0	0	0	1.0638
1- Disu D/ 3- Evans M/ 5- Harvey D/ 10- Stute M/ 13- McBride I/	00:42	3-2	1	4.2857	0	0	0	1	3.0000
2- Phippen Jr. S/ 3- Evans M/ 5- Harvey D/ 10- Stute M/ 15- Brown C/	00:38	0-2	-2	0.0000	0	0	1	0	0.0000
2- Phippen Jr. S/ 4- Wright J/ 5- Harvey D/ 12- Thomas T/ 15- Brown C/	00:37	0-0	0	0.0000	0	0	0	0	0.0000
1- Disu D/ 2- Phippen Jr. S/ 3- Evans M/ 12- Thomas T/ 15- Brown C/	00:03	0-2	-2	0.0000	0	0	0	0	0.0000
1- Disu D/ 2- Phippen Jr. S/ 3- Evans M/ 10- Stute M/ 12- Thomas T/	00:00	2-0	2	∞	0	0	0	0	2.2727
1- Disu D/ 2- Phippen Jr. S/ 5- Harvey D/ 11- Albert B/ 12- Thomas T/	00:00	0-0	0	NaN	0	0	0	0	0.0000