



Officials: Tony Greene, Patrick Evans, Michael Stephens

Tennessee - 70

Record: 16-6 (9-6)

NO.	Name	F	Min	FG			3P			FT			Rebounds			Fouls		TP	AS	TO	ST	Blocks		+/-
				M-A	M-A	M-A	OR	DR	TOT	PF	FD	BS	BA											
10	John Fulkerson	F	16:19	2-2	0-0	0-1	0	3	3	3	4	4	0	0	1	0	1	0	1	0	5			
35	Yves Pons	F	30:13	4-8	0-3	2-2	3	7	10	1	1	10	1	2	0	1	0	3						
11	Jaden Springer	G	31:04	5-8	0-2	10-10	0	3	3	1	7	20	2	3	3	1	0	7						
12	Victor Bailey Jr.	G	32:39	7-14	5-8	2-2	0	3	3	1	2	21	3	1	0	0	14							
45	Keon Johnson	G	27:52	1-6	0-1	4-6	1	2	3	4	4	6	3	6	1	2	21							
5	Josiah-Jordan James		28:27	1-6	0-1	0-1	2	3	5	2	2	2	1	2	3	0	8							
25	Santiago Vescovi		26:31	1-4	1-4	0-0	0	5	5	1	0	3	1	1	1	0	1							
13	Olivier Nkamhoua		03:52	2-2	0-0	0-0	1	1	2	0	1	4	0	0	1	0	2							
3	Drew Pember		03:03	0-1	0-0	0-0	0	0	0	0	0	0	0	0	0	0	-1							
Team							4	0	4			0		1										
<b>Totals</b>				23-51	6-19	18-22	11	27	38	13	21	70	11	17	9	5	0	12						

Shooting By Period		
1st FG%	13-29	44.8%
3PT%	3-13	23.1%
FT%	3-6	50%
2nd FG%	10-22	45.5%
3PT%	3-6	50.0%
FT%	15-16	93.8%
GM FG%	23-51	45.1%
3PT%	6-19	31.6%
FT%	18-22	81.8%

Dead Ball Rebounds: 1, 0

Technical Fouls: NONE

Vanderbilt - 58

Record: 6-13 (2-11)

NO.	Name	F	Min	FG			3P			FT			Rebounds			Fouls		TP	AS	TO	ST	Blocks		+/-
				M-A	M-A	M-A	OR	DR	TOT	PF	FD	BS	BA											
42	Quentin Millora-Brown	F	08:53	1-1	0-0	0-0	0	2	2	2	2	2	2	0	2	0	0	0	0	0	-9			
3	Maxwell Evans	G	32:08	5-12	3-8	0-1	1	3	4	4	3	13	3	4	1	0	-13							
4	Jordan Wright	G	34:05	4-15	1-5	1-3	3	2	5	2	3	10	4	5	1	0	-17							
11	Braelee Albert	G	25:05	1-3	1-3	0-0	0	4	4	4	1	3	0	0	0	0	-5							
13	Issac McBride	G	15:49	4-5	3-4	0-0	0	2	2	1	1	11	0	0	0	0	2							
10	Myles Stute		29:12	1-7	1-6	0-0	1	1	2	1	2	3	0	3	0	0	-5							
12	Trey Thomas		28:29	4-8	4-6	2-2	0	1	1	4	1	14	2	2	1	0	-11							
5	D.J. Harvey		07:37	0-2	0-1	0-0	0	3	3	0	0	0	0	0	0	0	3							
50	Ejike Obinna		12:34	1-1	0-0	0-0	1	2	3	1	0	2	0	1	0	0	0							
14	Isaiah Rice		05:00	0-0	0-0	0-0	0	0	0	0	0	0	0	0	0	0	-3							
34	Akeem Odusipe		01:08	0-0	0-0	0-0	0	0	0	2	0	0	0	1	0	0	-2							
Team							2	0	2			0		1										
<b>Totals</b>				21-54	13-33	3-6	8	20	28	21	13	58	9	19	3	0	5	-12						

Shooting By Period		
1st FG%	8-28	28.6%
3PT%	5-17	29.4%
FT%	1-2	50%
2nd FG%	13-26	50.0%
3PT%	8-16	50.0%
FT%	2-4	50%
GM FG%	21-54	38.9%
3PT%	13-33	39.4%
FT%	3-6	50.0%

Dead Ball Rebounds: 1, 0

Technical Fouls: NONE

	UT	VANDY
Biggest lead	17 (2 <sup>nd</sup> 16:58)	3 (1 <sup>st</sup> 6:44)
Best Scoring Run	12 (2 <sup>nd</sup> 16:58)	11 (1 <sup>st</sup> 6:44)
Lead Changes	6	
Times Tied	3	
Time with Lead	33:54	01:59

Points from	UT	VANDY
Turnovers	15	11
Paint	22	16
Second Chance	6	4
Fast Breaks	2	2
Bench	9	19

	Period by Period Scoring		
	1st	2nd	TOT
UT	32	38	70
VANDY	22	36	58



## Period 1

## Quarter Starters:

<b>VANDY</b>	3 Evans M	4 Wright J	11 Albert B	13 McBride I	42 Millora-Brown Q
<b>UT</b>	10 Fulkerson J	11 Springer J	12 Bailey Jr. V	35 Pons Y	45 Johnson K

Game Time	VANDY	Score	Diff	UT
20:00	42 MILLORA-BROWN Q jumpball lost			35 PONS Y jumpball won
19:39				45 JOHNSON K turnover travel (1)
19:14	4 WRIGHT J turnover bad pass (1)			
18:53				12 BAILEY JR. V 3pt FG from turnover, jump shot missed
18:49	11 ALBERT B defensive rebound (1)			
18:40	4 WRIGHT J turnover lost ball (2)			45 JOHNSON K steal (1)
18:26		0-2	-2	10 FULKERSON J 2pt FG from turnover in the paint, layup made (2)
18:04	3 EVANS M foul drawn (1)			10 FULKERSON J foul personal (1 - 1)
17:56	3 EVANS M 2pt FG in the paint, layup blocked			
17:56				10 FULKERSON J block (1)
17:56				35 PONS Y defensive rebound (1)
17:44				35 PONS Y 3pt FG , jump shot missed
17:41	42 MILLORA-BROWN Q defensive rebound (1)			
17:41	42 MILLORA-BROWN Q turnover lost ball (1)			
17:41	42 MILLORA-BROWN Q foul shooting (1 - 1)			45 JOHNSON K foul drawn (1)
17:41		0-3	-3	45 JOHNSON K free throw 1 - 2 made (1)
17:41				10 FULKERSON J substitution out
17:41				5 JAMES J substitution in
17:41				45 JOHNSON K free throw 2 - 2 missed
17:40	11 ALBERT B defensive rebound (2)			
17:28	11 ALBERT B 3pt FG , jump shot made (3)	3-3	0	
17:28	4 WRIGHT J assist (1)			
17:13				5 JAMES J 3pt FG , jump shot missed
17:11				5 JAMES J offensive rebound (1)
17:11	4 WRIGHT J foul personal (1 - 2)			5 JAMES J foul drawn (1)
17:11	42 MILLORA-BROWN Q substitution out			
17:11	10 STUTE M substitution in			
17:01	11 ALBERT B foul drawn (1)			11 SPRINGER J foul offensive (1 - 2)
17:01				11 SPRINGER J turnover offensive (1)
16:54	4 WRIGHT J foul drawn (1)			45 JOHNSON K foul shooting (1 - 3)
16:54	4 WRIGHT J free throw 1 - 2 missed			
16:54	offensive dead ball rebound (1)			
16:54				45 JOHNSON K substitution out
16:54				25 VESCOVI S substitution in
16:54	4 WRIGHT J free throw 2 - 2 made (1)	4-3	1	
16:40				35 PONS Y 2pt FG in the paint, jump shot missed
16:38	4 WRIGHT J defensive rebound (1)			
16:17	4 WRIGHT J 2pt FG outside the paint, jump shot blocked			
16:17				11 SPRINGER J block (1)
16:12				11 SPRINGER J defensive rebound (1)
16:06		4-5	-1	11 SPRINGER J 2pt FG outside the paint, jump shot made (2)
15:55	13 MCBRIDE I 3pt FG , jump shot missed			



**Tennessee at Vanderbilt**

02/24/21 Memorial Gymnasium, Nashville  
2020-21 Men's Basketball

**Game Time:** 8:00 PM  
**Game Duration:** 1:54  
**Attendance:** 144

**Officials:** Tony Greene, Patrick Evans, Michael Stephens

Game Time	VANDY	Score	Diff	UT
15:47				35 PONS Y defensive rebound (2)
15:34				25 VESCOVI S 3pt FG , jump shot missed
15:27				35 PONS Y offensive rebound (3)
15:27		<b>4-7</b>	<b>-3</b>	35 PONS Y 2pt FG second chance in the paint, dunk, made (2)
15:14	4 WRIGHT J 2pt FG in the paint, layup made (3)	<b>6-7</b>	<b>-1</b>	
14:51				5 JAMES J 2pt FG outside the paint, jump shot missed
14:49	4 WRIGHT J defensive rebound (2)			
14:37	13 MCBRIDE I 3pt FG , jump shot made (3)	<b>9-7</b>	<b>2</b>	
14:37	3 EVANS M assist (1)			
14:29	11 ALBERT B foul shooting (1 - 3)			11 SPRINGER J foul drawn (1)
14:29	Timeout media			
14:29	13 MCBRIDE I substitution out			
14:29	12 THOMAS T substitution in			
14:29				11 SPRINGER J substitution out
14:29				35 PONS Y substitution out
14:29				10 FULKERSON J substitution in
14:29				45 JOHNSON K substitution in
14:29				45 JOHNSON K substitution out
14:29				11 SPRINGER J substitution in
14:29		<b>9-8</b>	<b>1</b>	11 SPRINGER J free throw 1 - 2 made (3)
14:29		<b>9-9</b>	<b>0</b>	11 SPRINGER J free throw 2 - 2 made (4)
14:29				11 SPRINGER J substitution out
14:29				45 JOHNSON K substitution in
14:09	10 STUTE M 3pt FG , jump shot missed			
14:08				5 JAMES J defensive rebound (2)
14:08				5 JAMES J turnover lost ball (1)
13:46	4 WRIGHT J 3pt FG from turnover, jump shot missed			
13:44				10 FULKERSON J defensive rebound (1)
13:31		<b>9-11</b>	<b>-2</b>	10 FULKERSON J 2pt FG in the paint, layup made (4)
13:31				12 BAILEY JR. V assist (1)
13:30	11 ALBERT B foul shooting (2 - 4)			10 FULKERSON J foul drawn (1)
13:30	11 ALBERT B substitution out			
13:30	5 HARVEY D substitution in			
13:30				10 FULKERSON J free throw 1 - 1 missed
13:29				5 JAMES J offensive rebound (3)
13:28	3 EVANS M steal (1)			5 JAMES J turnover lost ball (2)
13:14	3 EVANS M 3pt FG from turnover, jump shot missed			
13:11				12 BAILEY JR. V defensive rebound (1)
13:00		<b>9-14</b>	<b>-5</b>	12 BAILEY JR. V 3pt FG , jump shot made (3)
13:00				45 JOHNSON K assist (1)
12:42	5 HARVEY D 2pt FG outside the paint, turnaround jump shot missed			
12:39				10 FULKERSON J defensive rebound (2)
12:21		<b>9-17</b>	<b>-8</b>	12 BAILEY JR. V 3pt FG , jump shot made (6)
12:21				5 JAMES J assist (1)
12:05	12 THOMAS T 3pt FG , jump shot made (3)	<b>12-17</b>	<b>-5</b>	
12:05	3 EVANS M assist (2)			
11:51				45 JOHNSON K turnover bad pass (2)
11:51	Timeout media			



**Tennessee at Vanderbilt**

02/24/21 Memorial Gymnasium, Nashville  
2020-21 Men's Basketball

**Game Time:** 8:00 PM  
**Game Duration:** 1:54  
**Attendance:** 144

**Officials:** Tony Greene, Patrick Evans, Michael Stephens

Game Time	VANDY	Score	Diff	UT
11:51				5 JAMES J substitution out
11:51				10 FULKERSON J substitution out
11:51				12 BAILEY JR. V substitution out
11:51				11 SPRINGER J substitution in
11:51				13 NKAMHOUA O substitution in
11:51				35 PONS Y substitution in
11:28	12 THOMAS T 3pt FG from turnover, jump shot made (6)	<b>15-17</b>	<b>-2</b>	
11:12	10 STUTE M foul personal (1 - 5)			13 NKAMHOUA O foul drawn (1)
11:12	4 WRIGHT J substitution out			
11:12	50 OBINNA E substitution in			
11:03				25 VESCOVI S turnover bad pass (1)
11:03				25 VESCOVI S substitution out
11:03				12 BAILEY JR. V substitution in
10:48	5 HARVEY D 3pt FG from turnover, jump shot missed			
10:45				11 SPRINGER J defensive rebound (2)
10:37				45 JOHNSON K turnover bad pass (3)
10:37				45 JOHNSON K substitution out
10:37				5 JAMES J substitution in
10:23	10 STUTE M turnover lost ball (1)			5 JAMES J steal (1)
10:16				12 BAILEY JR. V 3pt FG from turnover, jump shot missed
10:14	5 HARVEY D defensive rebound (1)			
10:12				13 NKAMHOUA O substitution out
10:12				10 FULKERSON J substitution in
10:07	50 OBINNA E foul offensive (1 - 6)			10 FULKERSON J foul drawn (2)
10:07	50 OBINNA E turnover offensive (1)			
09:40				5 JAMES J 2pt FG from turnover in the paint, hook shot missed
09:37	10 STUTE M defensive rebound (1)			
09:37	10 STUTE M turnover lost ball (2)			
09:36				12 BAILEY JR. V 2pt FG from turnover outside the paint, jump shot missed
09:34	5 HARVEY D defensive rebound (2)			
09:22	3 EVANS M 3pt FG , jump shot missed			
09:20				5 JAMES J defensive rebound (4)
09:09	10 STUTE M foul drawn (1)			10 FULKERSON J foul offensive (2 - 4)
09:09				10 FULKERSON J turnover offensive (1)
08:58	3 EVANS M substitution out			
08:58	4 WRIGHT J substitution in			
08:58				10 FULKERSON J substitution out
08:58				25 VESCOVI S substitution in
08:37	4 WRIGHT J 2pt FG from turnover in the paint, jump shot blocked			
08:37				35 PONS Y block (1)
08:33				35 PONS Y defensive rebound (4)
08:30				11 SPRINGER J 3pt FG , jump shot missed
08:27	5 HARVEY D defensive rebound (3)			
08:15	12 THOMAS T 3pt FG , jump shot missed			
08:12				25 VESCOVI S defensive rebound (1)
08:06				25 VESCOVI S 3pt FG , jump shot missed
08:05				offensive rebound (15)
08:05	12 THOMAS T foul personal (1 - 7)			5 JAMES J foul drawn (2)



**Tennessee at Vanderbilt**

02/24/21 Memorial Gymnasium, Nashville  
2020-21 Men's Basketball

**Game Time:** 8:00 PM  
**Game Duration:** 1:54  
**Attendance:** 144

**Officials:** Tony Greene, Patrick Evans, Michael Stephens

Game Time	VANDY	Score	Diff	UT
08:05	10 STUTE M substitution out			
08:05	14 RICE I substitution in			
08:05				12 BAILEY JR. V substitution out
08:05				3 PEMBER D substitution in
08:05				5 JAMES J 1&1 free throw 1 missed
08:04	50 OBINNA E defensive rebound (1)			
07:50	12 THOMAS T 2pt FG in the paint, layup missed			
07:47	50 OBINNA E offensive rebound (2)			
07:45	50 OBINNA E 2pt FG second chance in the paint, dunk, made (2)	<b>17-17</b>	<b>0</b>	
07:28	4 WRIGHT J steal (1)			35 PONS Y turnover bad pass (1)
07:22	4 WRIGHT J turnover bad pass (3)			25 VESCOVI S steal (1)
07:16				3 PEMBER D 2pt FG from turnover in the paint, layup missed
07:14	50 OBINNA E defensive rebound (3)			
06:44	12 THOMAS T 3pt FG , jump shot made (9)	<b>20-17</b>	<b>3</b>	
06:28		<b>20-19</b>	<b>1</b>	11 SPRINGER J 2pt FG outside the paint, jump shot made (6)
05:53	turnover shot clock (8)			
05:53	Timeout media			
05:53	5 HARVEY D substitution out			
05:53	12 THOMAS T substitution out			
05:53	3 EVANS M substitution in			
05:53	11 ALBERT B substitution in			
05:53				5 JAMES J substitution out
05:53				45 JOHNSON K substitution in
05:41		<b>20-21</b>	<b>-1</b>	35 PONS Y 2pt FG from turnover in the paint, turnaround jump shot made (4)
05:10	4 WRIGHT J 2pt FG in the paint, layup missed			
05:02	4 WRIGHT J offensive rebound (3)			
05:02	4 WRIGHT J 2pt FG second chance in the paint, layup missed			
05:02	4 WRIGHT J offensive rebound (4)			
05:02	jump ball situation			
05:02				3 PEMBER D substitution out
05:02				12 BAILEY JR. V substitution in
04:58	3 EVANS M 3pt FG second chance, jump shot missed			
04:55				25 VESCOVI S defensive rebound (2)
04:40		<b>20-23</b>	<b>-3</b>	35 PONS Y 2pt FG in the paint, dunk, made (6)
04:07	11 ALBERT B 3pt FG , jump shot missed			
04:05				45 JOHNSON K defensive rebound (1)
03:55				11 SPRINGER J 3pt FG , jump shot missed
03:53	3 EVANS M defensive rebound (1)			
03:45	4 WRIGHT J 3pt FG , jump shot missed			
03:41				25 VESCOVI S defensive rebound (3)
03:15		<b>20-25</b>	<b>-5</b>	11 SPRINGER J 2pt FG in the paint, layup made (8)
03:15				12 BAILEY JR. V assist (2)
03:05	Timeout 30 Sec			
03:05	Timeout media			
03:05	11 ALBERT B substitution out			
03:05	14 RICE I substitution out			
03:05	50 OBINNA E substitution out			
03:05	10 STUTE M substitution in			



**Tennessee at Vanderbilt**

02/24/21 Memorial Gymnasium, Nashville  
2020-21 Men's Basketball

**Game Time:** 8:00 PM  
**Game Duration:** 1:54  
**Attendance:** 144

**Officials:** Tony Greene, Patrick Evans, Michael Stephens

Game Time	VANDY	Score	Diff	UT
03:05	13 MCBRIDE I substitution in			
03:05	42 MILLORA-BROWN Q substitution in			
03:05				11 SPRINGER J substitution out
03:05				35 PONS Y substitution out
03:05				5 JAMES J substitution in
03:05				13 NKAMHOUA O substitution in
02:42	42 MILLORA-BROWN Q turnover lost ball (2)			13 NKAMHOUA O steal (1)
02:31				12 BAILEY JR. V 2pt FG from turnover outside the paint, jump shot missed
02:28	13 MCBRIDE I defensive rebound (1)			
02:20	3 EVANS M foul offensive (1 - 8)			12 BAILEY JR. V foul drawn (1)
02:20	3 EVANS M turnover offensive (1)			
02:20	3 EVANS M substitution out			
02:20	12 THOMAS T substitution in			
02:01		<b>20-27</b>	<b>-7</b>	13 NKAMHOUA O 2pt FG from turnover in the paint, dunk, made (2)
02:01				45 JOHNSON K assist (2)
01:43	42 MILLORA-BROWN Q 2pt FG in the paint, layup made (2)	<b>22-27</b>	<b>-5</b>	
01:43	4 WRIGHT J assist (2)			
01:33		<b>22-30</b>	<b>-8</b>	12 BAILEY JR. V 3pt FG , jump shot made (9)
01:33				25 VESCOVI S assist (1)
01:18	4 WRIGHT J 2pt FG in the paint, layup missed			
01:15				13 NKAMHOUA O defensive rebound (1)
01:08				12 BAILEY JR. V 3pt FG , jump shot missed
01:05				13 NKAMHOUA O offensive rebound (2)
01:04		<b>22-32</b>	<b>-10</b>	13 NKAMHOUA O 2pt FG second chance in the paint, layup made (4)
00:52	42 MILLORA-BROWN Q foul drawn (1)			5 JAMES J foul personal (1 - 5)
00:52				13 NKAMHOUA O substitution out
00:52				35 PONS Y substitution in
00:51	10 STUTE M turnover bad pass (3)			5 JAMES J steal (2)
00:31				Timeout 30 Sec
00:28				45 JOHNSON K 3pt FG from turnover, jump shot missed
00:25	42 MILLORA-BROWN Q defensive rebound (2)			
00:12	10 STUTE M 3pt FG , jump shot missed			
00:09				45 JOHNSON K defensive rebound (2)
00:07				45 JOHNSON K turnover lost ball (4)
00:07				45 JOHNSON K substitution out
00:07				11 SPRINGER J substitution in
00:00	4 WRIGHT J 3pt FG from turnover, jump shot missed			
00:00				12 BAILEY JR. V defensive rebound (2)
<b>END OF PERIOD</b>				
<b>VANDY 22-32 UT</b>				



Tennessee at Vanderbilt

02/24/21 Memorial Gymnasium, Nashville  
2020-21 Men's Basketball

Game Time: 8:00 PM  
Game Duration: 1:54  
Attendance: 144

Officials: Tony Greene, Patrick Evans, Michael Stephens

Tennessee - 32

NO.	Name	F	Min	FG			Rebounds			Fouls		TP	AS	TO	ST	Blocks		+/-
				M-A	M-A	M-A	OR	DR	TOT	PF	FD					BS	BA	
10	John Fulkerson	F	06:11	2-2	0-0	0-1	0	2	2	2	2	4	0	1	0	1	0	10
35	Yves Pons	F	15:09	3-5	0-1	0-0	1	3	4	0	0	6	0	1	0	1	0	-2
11	Jaden Springer	G	14:24	3-5	0-2	2-2	0	2	2	1	1	8	0	1	0	1	0	0
12	Victor Bailey Jr.	G	16:09	3-8	3-6	0-0	0	2	2	0	1	9	2	0	0	0	0	14
45	Keon Johnson	G	12:44	0-1	0-1	1-2	0	2	2	1	1	1	2	4	1	0	0	13
5	Josiah-Jordan James		13:39	0-3	0-1	0-1	2	2	4	1	2	0	1	2	2	0	0	4
25	Santiago Vescovi		14:49	0-2	0-2	0-0	0	3	3	0	0	0	1	1	1	0	0	10
13	Olivier Nkamhoua		03:52	2-2	0-0	0-0	1	1	2	0	1	4	0	0	1	0	0	2
3	Drew Pember		03:03	0-1	0-0	0-0	0	0	0	0	0	0	0	0	0	0	0	-1
Team							1	0	1			0		0				
<b>Totals</b>				13-29	3-13	3-6	5	17	22	5	8	32	6	10	5	3	0	10

Shooting By Period		
1st FG%	13-29	44.8%
3PT%	3-13	23.1%
FT%	3-6	50%
GM FG%	13-29	44.8%
3PT%	3-13	23.1%
FT%	3-6	50.0%

Dead Ball Rebounds: 0, 0

Technical Fouls::NONE

Vanderbilt - 22

NO.	Name	F	Min	FG			Rebounds			Fouls		TP	AS	TO	ST	Blocks		+/-
				M-A	M-A	M-A	OR	DR	TOT	PF	FD					BS	BA	
42	Quentin Millora-Brown	F	05:54	1-1	0-0	0-0	0	2	2	1	1	2	0	2	0	0	0	-5
3	Maxwell Evans	G	14:35	0-4	0-3	0-0	0	1	1	1	1	0	2	1	1	0	1	-8
4	Jordan Wright	G	17:46	1-9	0-3	1-2	2	2	4	1	1	3	2	3	1	0	2	-10
11	Braelee Albert	G	09:18	1-2	1-2	0-0	0	2	2	2	1	3	0	0	0	0	0	-8
13	Issac McBride	G	08:36	1-2	1-2	0-0	0	1	1	0	0	3	0	0	0	0	0	-3
10	Myles Stute		12:11	0-2	0-2	0-0	0	1	1	1	1	0	0	3	0	0	0	-7
12	Trey Thomas		10:56	3-5	3-4	0-0	0	0	0	1	0	9	0	0	0	0	0	-6
5	D.J. Harvey		07:37	0-2	0-1	0-0	0	3	3	0	0	0	0	0	0	0	0	3
50	Ejike Obinna		08:07	1-1	0-0	0-0	1	2	3	1	0	2	0	1	0	0	0	-3
14	Isaiah Rice		05:00	0-0	0-0	0-0	0	0	0	0	0	0	0	0	0	0	0	-3
Team							0	0	0			0		1				
<b>Totals</b>				8-28	5-17	1-2	3	14	17	8	5	22	4	11	2	0	3	-10

Shooting By Period		
1st FG%	8-28	28.6%
3PT%	5-17	29.4%
FT%	1-2	50%
GM FG%	8-28	28.6%
3PT%	5-17	29.4%
FT%	1-2	50.0%

Dead Ball Rebounds: 1, 0

Technical Fouls::NONE

	UT	VANDY
Biggest lead	10 (1st 1:04)	3 (1st 6:44)
Best Scoring Run	10 (1st 12:21)	11 (1st 6:44)
Lead Changes	6	
Times Tied	3	
Time with Lead	13:54	01:59

Points from	UT	VANDY
Turnovers	7	4
Paint	16	6
Second Chance	4	2
Fast Breaks	0	0
Bench	4	11

	Period by Period Scoring		
	1st	2nd	TOT
UT	32	38	70
VANDY	22	36	58



**Tennessee at Vanderbilt**

02/24/21 Memorial Gymnasium, Nashville  
2020-21 Men's Basketball

**Game Time:** 8:00 PM  
**Game Duration:** 1:54  
**Attendance:** 144

**Officials:** Tony Greene, Patrick Evans, Michael Stephens

**Period 2**

**Quarter Starters:**

<b>VANDY</b>	3 Evans M	4 Wright J	11 Albert B	12 Thomas T	42 Millora-Brown Q
<b>UT</b>	10 Fulkerson J	11 Springer J	12 Bailey Jr. V	35 Pons Y	45 Johnson K

Game Time	VANDY	Score	Diff	UT
20:00	10 STUTE M substitution out			
20:00	13 MCBRIDE I substitution out			
20:00	3 EVANS M substitution in			
20:00	11 ALBERT B substitution in			
20:00				5 JAMES J substitution out
20:00				25 VESCOVI S substitution out
20:00				10 FULKERSON J substitution in
20:00				45 JOHNSON K substitution in
19:54	42 MILLORA-BROWN Q foul personal (2 - 1)			10 FULKERSON J foul drawn (3)
19:39				11 SPRINGER J 2pt FG outside the paint, jump shot missed
19:38				offensive rebound (23)
19:29				turnover shot clock (11)
19:05	12 THOMAS T 2pt FG from turnover outside the paint, jump shot missed			
19:04	offensive rebound (18)			
19:04	42 MILLORA-BROWN Q foul drawn (2)			10 FULKERSON J foul personal (3 - 1)
19:04				10 FULKERSON J substitution out
19:04				5 JAMES J substitution in
18:50	12 THOMAS T turnover travel (1)			
18:37		<b>22-34</b>	<b>-12</b>	12 BAILEY JR. V 2pt FG from turnover outside the paint, jump shot made (11)
18:37				11 SPRINGER J assist (1)
18:20	4 WRIGHT J 2pt FG in the paint, jump shot missed			
18:18				5 JAMES J defensive rebound (5)
18:14				45 JOHNSON K 2pt FG in the paint, jump shot missed
18:11	11 ALBERT B defensive rebound (3)			
17:58	4 WRIGHT J turnover travel (4)			
17:38		<b>22-36</b>	<b>-14</b>	35 PONS Y 2pt FG from turnover outside the paint, jump shot made (8)
17:11	11 ALBERT B 3pt FG , jump shot missed			
17:08				12 BAILEY JR. V defensive rebound (3)
17:01	3 EVANS M foul personal (2 - 2)			11 SPRINGER J foul drawn (2)
17:01	42 MILLORA-BROWN Q substitution out			
17:01	10 STUTE M substitution in			
16:58		<b>22-39</b>	<b>-17</b>	12 BAILEY JR. V 3pt FG , jump shot made (14)
16:58				11 SPRINGER J assist (2)
16:35	4 WRIGHT J turnover bad pass (5)			5 JAMES J steal (3)
16:30				45 JOHNSON K turnover travel (5)
16:30				45 JOHNSON K substitution out
16:30				25 VESCOVI S substitution in
16:11	3 EVANS M 3pt FG from turnover, jump shot made (3)	<b>25-39</b>	<b>-14</b>	
16:05				25 VESCOVI S substitution out
16:05				45 JOHNSON K substitution in
15:54	11 ALBERT B foul shooting (3 - 3)			45 JOHNSON K foul drawn (2)





**Tennessee at Vanderbilt**

02/24/21 Memorial Gymnasium, Nashville  
2020-21 Men's Basketball

**Game Time:** 8:00 PM  
**Game Duration:** 1:54  
**Attendance:** 144

**Officials:** Tony Greene, Patrick Evans, Michael Stephens

Game Time	VANDY	Score	Diff	UT
15:54	Timeout media			
15:54				45 JOHNSON K free throw 1 - 2 missed
15:54				offensive dead ball rebound (1)
15:54		<b>25-40</b>	<b>-15</b>	45 JOHNSON K free throw 2 - 2 made (2)
15:38	10 STUTE M 3pt FG , jump shot made (3)	<b>28-40</b>	<b>-12</b>	
15:38	12 THOMAS T assist (1)			
15:30				11 SPRINGER J substitution out
15:30				25 VESCOVI S substitution in
15:10		<b>28-43</b>	<b>-15</b>	12 BAILEY JR. V 3pt FG , jump shot made (17)
15:10				45 JOHNSON K assist (3)
14:49	3 EVANS M 3pt FG , jump shot made (6)	<b>31-43</b>	<b>-12</b>	
14:49	4 WRIGHT J assist (3)			
14:14				5 JAMES J 2pt FG in the paint, jump shot missed
14:11				35 PONS Y offensive rebound (5)
14:09	12 THOMAS T steal (1)			35 PONS Y turnover lost ball (2)
14:05	jump ball situation			
13:48	10 STUTE M 3pt FG from turnover, jump shot missed			
13:46				25 VESCOVI S defensive rebound (4)
13:42				25 VESCOVI S 3pt FG , jump shot missed
13:38	12 THOMAS T defensive rebound (1)			
13:21	4 WRIGHT J 3pt FG , jump shot made (6)	<b>34-43</b>	<b>-9</b>	
13:09				12 BAILEY JR. V substitution out
13:09				11 SPRINGER J substitution in
13:05	4 WRIGHT J foul shooting (2 - 4)			11 SPRINGER J foul drawn (3)
13:05		<b>34-44</b>	<b>-10</b>	11 SPRINGER J free throw 1 - 2 made (9)
13:05				45 JOHNSON K substitution out
13:05				12 BAILEY JR. V substitution in
13:05	11 ALBERT B substitution out			
13:05	50 OBINNA E substitution in			
13:05		<b>34-45</b>	<b>-11</b>	11 SPRINGER J free throw 2 - 2 made (10)
13:01				35 PONS Y substitution out
13:01				10 FULKERSON J substitution in
12:44	4 WRIGHT J 2pt FG in the paint, layup made (8)	<b>36-45</b>	<b>-9</b>	
12:31		<b>36-48</b>	<b>-12</b>	25 VESCOVI S 3pt FG , jump shot made (3)
12:31				12 BAILEY JR. V assist (3)
12:08	3 EVANS M 3pt FG , jump shot made (9)	<b>39-48</b>	<b>-9</b>	
12:08	12 THOMAS T assist (2)			
12:03				12 BAILEY JR. V turnover travel (1)
11:52	3 EVANS M 3pt FG from turnover, jump shot missed			
11:49	10 STUTE M offensive rebound (2)			
11:47	4 WRIGHT J 3pt FG from turnover second chance, jump shot missed			
11:44				10 FULKERSON J defensive rebound (3)
11:28				5 JAMES J 2pt FG outside the paint, jump shot missed
11:26	3 EVANS M defensive rebound (2)			
11:14	10 STUTE M foul drawn (2)			12 BAILEY JR. V foul personal (1 - 2)
11:14	Timeout media			
11:14				5 JAMES J substitution out
11:14				35 PONS Y substitution in



Tennessee at Vanderbilt

02/24/21 Memorial Gymnasium, Nashville  
2020-21 Men's Basketball

Game Time: 8:00 PM  
Game Duration: 1:54  
Attendance: 144

Officials: Tony Greene, Patrick Evans, Michael Stephens

Game Time	VANDY	Score	Diff	UT
10:58	10 STUTE M 3pt FG , jump shot missed			
10:55				25 VESCOVI S defensive rebound (5)
10:24		<b>39-50</b>	<b>-11</b>	12 BAILEY JR. V 2pt FG outside the paint, jump shot made (19)
10:04	12 THOMAS T 3pt FG , jump shot missed			
10:02				11 SPRINGER J defensive rebound (3)
09:57	3 EVANS M foul shooting (3 - 5)			11 SPRINGER J foul drawn (4)
09:57		<b>39-51</b>	<b>-12</b>	11 SPRINGER J free throw fast break 1 - 2 made (11)
09:57	3 EVANS M substitution out			
09:57	12 THOMAS T substitution out			
09:57	11 ALBERT B substitution in			
09:57	13 MCBRIDE I substitution in			
09:57		<b>39-52</b>	<b>-13</b>	11 SPRINGER J free throw fast break 2 - 2 made (12)
09:34	13 MCBRIDE I 3pt FG , jump shot made (6)	<b>42-52</b>	<b>-10</b>	
09:34	4 WRIGHT J assist (4)			
09:18				35 PONS Y 3pt FG , jump shot missed
09:14	13 MCBRIDE I defensive rebound (2)			
09:07	13 MCBRIDE I 3pt FG , jump shot made (9)	<b>45-52</b>	<b>-7</b>	
08:41				35 PONS Y 3pt FG , jump shot missed
08:38				offensive rebound (31)
08:38				25 VESCOVI S substitution out
08:38				45 JOHNSON K substitution in
08:38	50 OBINNA E substitution out			
08:38	34 ODUSIPE A substitution in			
08:37	13 MCBRIDE I foul personal (1 - 6)			11 SPRINGER J foul drawn (5)
08:18				12 BAILEY JR. V 2pt FG second chance outside the paint, jump shot missed
08:15	11 ALBERT B defensive rebound (4)			
07:59	10 STUTE M 2pt FG in the paint, layup blocked			
07:59				45 JOHNSON K block (1)
07:57				35 PONS Y defensive rebound (6)
07:57	Timeout media			
07:57				35 PONS Y substitution out
07:57				5 JAMES J substitution in
07:47	34 ODUSIPE A foul shooting (1 - 7)			11 SPRINGER J foul drawn (6)
07:47				12 BAILEY JR. V substitution out
07:47				25 VESCOVI S substitution in
07:47		<b>45-53</b>	<b>-8</b>	11 SPRINGER J free throw 1 - 2 made (13)
07:47		<b>45-54</b>	<b>-9</b>	11 SPRINGER J free throw 2 - 2 made (14)
07:30	34 ODUSIPE A foul offensive (2 - 8)			45 JOHNSON K foul drawn (3)
07:30	34 ODUSIPE A turnover offensive (1)			
07:30	4 WRIGHT J substitution out			
07:30	12 THOMAS T substitution in			
07:30	34 ODUSIPE A substitution out			
07:30	3 EVANS M substitution in			
07:18				45 JOHNSON K 2pt FG from turnover in the paint, turnaround jump shot missed
07:16				offensive rebound (33)
07:13				11 SPRINGER J turnover bad pass (2)
07:02	3 EVANS M foul drawn (2)			45 JOHNSON K foul personal (2 - 3)
06:52	3 EVANS M foul offensive (4 - 9)			10 FULKERSON J foul drawn (4)



Tennessee at Vanderbilt

02/24/21 Memorial Gymnasium, Nashville  
2020-21 Men's Basketball

Game Time: 8:00 PM  
Game Duration: 1:54  
Attendance: 144

Officials: Tony Greene, Patrick Evans, Michael Stephens

Game Time	VANDY	Score	Diff	UT
06:52	3 EVANS M turnover offensive (2)			
06:33				45 JOHNSON K 2pt FG from turnover in the paint, layup missed
06:32				45 JOHNSON K offensive rebound (3)
06:32				45 JOHNSON K turnover out of bounds (6)
06:03	13 MCBRIDE I foul drawn (1)			45 JOHNSON K foul personal (3 - 4)
05:45	13 MCBRIDE I 2pt FG from turnover in the paint, jump shot made (11)	47-54	-7	
05:11		47-56	-9	5 JAMES J 2pt FG outside the paint, jump shot made (2)
04:56	12 THOMAS T 3pt FG , jump shot made (12)	50-56	-6	
04:56	3 EVANS M assist (3)			
04:48				11 SPRINGER J turnover bad pass (3)
04:48				11 SPRINGER J substitution out
04:48				12 BAILEY JR. V substitution in
04:48				5 JAMES J substitution out
04:48				35 PONS Y substitution in
04:28	3 EVANS M 2pt FG from turnover in the paint, dunk, made (11)	52-56	-4	
04:24	3 EVANS M foul drawn (3)			35 PONS Y foul shooting (1 - 5)
04:24	3 EVANS M free throw 1 - 1 missed			
04:24				35 PONS Y defensive rebound (7)
04:09				12 BAILEY JR. V 2pt FG outside the paint, jump shot missed
04:06				35 PONS Y offensive rebound (8)
03:49	12 THOMAS T foul personal (2 - 10)			45 JOHNSON K foul drawn (4)
03:49	Timeout media			
03:49	13 MCBRIDE I substitution out			
03:49	4 WRIGHT J substitution in			
03:49				12 BAILEY JR. V substitution out
03:49				11 SPRINGER J substitution in
03:49		52-57	-5	45 JOHNSON K free throw 1 - 2 made (3)
03:49		52-58	-6	45 JOHNSON K free throw 2 - 2 made (4)
03:49				10 FULKERSON J substitution out
03:49				5 JAMES J substitution in
03:22	4 WRIGHT J foul drawn (2)			25 VESCOVI S foul personal (1 - 6)
03:22				25 VESCOVI S substitution out
03:22				12 BAILEY JR. V substitution in
03:04	4 WRIGHT J 2pt FG outside the paint, jump shot blocked			
03:04				45 JOHNSON K block (2)
03:00	4 WRIGHT J offensive rebound (5)			
02:59	3 EVANS M 2pt FG second chance in the paint, jump shot missed			
02:59	offensive rebound (26)			
02:54	4 WRIGHT J foul drawn (3)			45 JOHNSON K foul personal (4 - 7)
02:54	4 WRIGHT J 1&1 free throw 1 missed			
02:53				35 PONS Y defensive rebound (9)
02:31		52-60	-8	45 JOHNSON K 2pt FG in the paint, dunk, made (6)
02:31				35 PONS Y assist (1)
02:08	12 THOMAS T foul drawn (1)			5 JAMES J foul shooting (2 - 8)
02:08	12 THOMAS T free throw 1 - 2 made (13)	53-60	-7	
02:08	12 THOMAS T free throw 2 - 2 made (14)	54-60	-6	
01:45		54-62	-8	11 SPRINGER J 2pt FG in the paint, layup made (16)
01:19	12 THOMAS T turnover lost ball (2)			11 SPRINGER J steal (1)

**Tennessee at Vanderbilt**02/24/21 Memorial Gymnasium, Nashville  
2020-21 Men's Basketball**Game Time:** 8:00 PM**Game Duration:** 1:54**Attendance:** 144**Officials:** Tony Greene, Patrick Evans, Michael Stephens

Game Time	VANDY	Score	Diff	UT
01:11				45 JOHNSON K 2pt FG from turnover in the paint, dunk, missed
01:08	3 EVANS M defensive rebound (3)			
01:07	3 EVANS M turnover lost ball (3)			11 SPRINGER J steal (2)
01:05	11 ALBERT B foul personal (4 - 11)			11 SPRINGER J foul drawn (7)
01:05		<b>54-63</b>	<b>-9</b>	11 SPRINGER J free throw 1 - 2 made (17)
01:05	11 ALBERT B substitution out			
01:05	13 MCBRIDE I substitution in			
01:05		<b>54-64</b>	<b>-10</b>	11 SPRINGER J free throw 2 - 2 made (18)
00:56	3 EVANS M turnover lost ball (4)			11 SPRINGER J steal (3)
00:50		<b>54-66</b>	<b>-12</b>	11 SPRINGER J 2pt FG from turnover in the paint, layup made (20)
00:46	3 EVANS M 3pt FG , jump shot missed			
00:43	3 EVANS M offensive rebound (4)			
00:41	3 EVANS M 2pt FG second chance in the paint, layup made (13)	<b>56-66</b>	<b>-10</b>	
00:33	12 THOMAS T foul personal (3 - 12)			12 BAILEY JR. V foul drawn (2)
00:33		<b>56-67</b>	<b>-11</b>	12 BAILEY JR. V free throw 1 - 2 made (20)
00:33		<b>56-68</b>	<b>-12</b>	12 BAILEY JR. V free throw 2 - 2 made (21)
00:26	10 STUTE M 3pt FG , jump shot missed			
00:22				35 PONS Y defensive rebound (10)
00:21	12 THOMAS T foul personal (4 - 13)			35 PONS Y foul drawn (1)
00:21		<b>56-69</b>	<b>-13</b>	35 PONS Y free throw 1 - 2 made (9)
00:21		<b>56-70</b>	<b>-14</b>	35 PONS Y free throw 2 - 2 made (10)
00:16	4 WRIGHT J 2pt FG fast break in the paint, layup made (10)	<b>58-70</b>	<b>-12</b>	
<b>END OF GAME</b>				
<b>VANDY 58-70 UT</b>				



Tennessee at Vanderbilt

02/24/21 Memorial Gymnasium, Nashville  
2020-21 Men's Basketball

Game Time: 8:00 PM  
Game Duration: 1:54  
Attendance: 144

Officials: Tony Greene, Patrick Evans, Michael Stephens

Tennessee - 38

NO.	Name	F	Min	FG			3P			FT			Rebounds			Fouls		TP	AS	TO	ST	Blocks		+/-
				M-A	M-A	M-A	OR	DR	TOT	PF	FD	BS	BA											
10	John Fulkerson	F	10:08	0-0	0-0	0-0	0	1	1	1	2	0	0	0	0	0	0	0	0	0	0	0	-5	
35	Yves Pons	F	15:04	1-3	0-2	2-2	2	4	6	1	1	4	1	1	0	0	0	0	0	0	0	0	5	
11	Jaden Springer	G	16:40	2-3	0-0	8-8	0	1	1	0	6	12	2	2	3	0	0	0	0	0	0	0	7	
12	Victor Bailey Jr.	G	16:30	4-6	2-2	2-2	0	1	1	1	1	12	1	1	0	0	0	0	0	0	0	0	0	
45	Keon Johnson	G	15:08	1-5	0-0	3-4	1	0	1	3	3	5	1	2	0	2	0	0	2	0	0	0	8	
5	Josiah-Jordan James		14:48	1-3	0-0	0-0	0	1	1	1	0	2	0	0	1	0	0	1	0	0	0	0	4	
25	Santiago Vescovi		11:42	1-2	1-2	0-0	0	2	2	1	0	3	0	0	0	0	0	0	0	0	0	0	-9	
Team							3	0	3			0			1									
<b>Totals</b>				10-22	3-6	15-16	6	10	16	8	13	38	5	7	4	2	0	2						

Shooting By Period		
2 <sup>nd</sup> FG%	10-22	45.5%
3PT%	3-6	50.0%
FT%	15-16	93.8%
GM FG%	10-22	45.5%
3PT%	3-6	50.0%
FT%	15-16	93.8%

Dead Ball Rebounds: 1, 0

Technical Fouls::NONE

Vanderbilt - 36

NO.	Name	F	Min	FG			3P			FT			Rebounds			Fouls		TP	AS	TO	ST	Blocks		+/-
				M-A	M-A	M-A	OR	DR	TOT	PF	FD	BS	BA											
42	Quentin Millora-Brown	F	02:59	0-0	0-0	0-0	0	0	0	1	1	0	0	0	0	0	0	0	0	0	0	0	-4	
3	Maxwell Evans	G	17:33	5-8	3-5	0-1	1	2	3	3	2	13	1	3	0	0	0	0	0	0	0	0	-5	
4	Jordan Wright	G	16:19	3-6	1-2	0-1	1	0	1	1	2	7	2	2	0	0	1	0	0	0	1	-7		
11	Braelee Albert	G	15:47	0-1	0-1	0-0	0	2	2	2	0	0	0	0	0	0	0	0	0	0	0	0	3	
13	Issac McBride	G	07:13	3-3	2-2	0-0	0	1	1	1	1	8	0	0	0	0	0	0	0	0	0	0	5	
10	Myles Stute		17:01	1-5	1-4	0-0	1	0	1	0	1	3	0	0	0	0	0	0	0	0	1	2		
50	Ejike Obinna		04:27	0-0	0-0	0-0	0	0	0	0	0	0	0	0	0	0	0	0	0	0	0	0	3	
34	Akeem Odusipe		01:08	0-0	0-0	0-0	0	0	0	2	0	0	0	1	0	0	0	0	0	0	0	-2		
12	Trey Thomas		17:33	1-3	1-2	2-2	0	1	1	3	1	5	2	2	1	0	0	0	0	0	0	-5		
Team							2	0	2			0			0									
<b>Totals</b>				13-26	8-16	2-4	5	6	11	13	8	36	5	8	1	0	2	-2						

Shooting By Period		
2 <sup>nd</sup> FG%	13-26	50.0%
3PT%	8-16	50.0%
FT%	2-4	50%
GM FG%	13-26	50.0%
3PT%	8-16	50.0%
FT%	2-4	50.0%

Dead Ball Rebounds: 0, 0

Technical Fouls::NONE

	UT	VANDY
Biggest lead	17 (2 <sup>nd</sup> 16:58)	0 (1 <sup>st</sup> 20:00)
Best Scoring Run	7(2 <sup>nd</sup> 16:58)	6(2 <sup>nd</sup> 13:21)
Lead Changes	0	
Times Tied	0	
Time with Lead	19:39	00:00

Points from	UT	VANDY
Turnovers	8	7
Paint	6	10
Second Chance	2	2
Fast Breaks	2	2
Bench	5	8

	Period by Period Scoring		
	1st	2nd	TOT
UT	32	38	70
VANDY	22	36	58



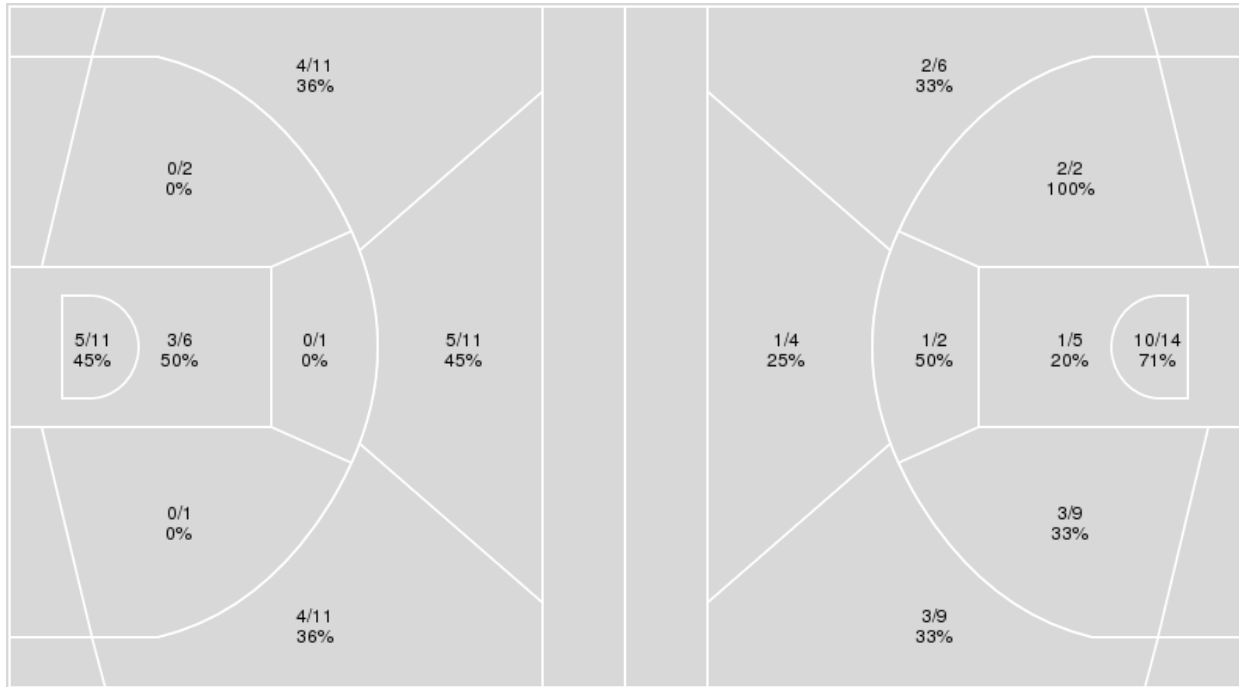
**Officials:** Tony Greene, Patrick Evans, Michael Stephens

{ Players => 0, 1, 2, 3, 4, 5, 10, 11, 12, 13, 14, 15, 20, 33, 34, 42, 50; }  
 FG Types => All; Results => All;

{ Players => 00, 3, 5, 10, 11, 12, 13, 15, 21, 24, 25, 30, 32, 33, 35, 45, 55; }  
 FG Types => All; Results => All;

**Vanderbilt**

**Tennessee**



Vanderbilt	M/A	%
Field Goals	21/54	39
2 Points	8/21	38
3 Points	13/33	39
Free Throws	3/6	50

Tennessee	M/A	%
Field Goals	23/51	45
2 Points	17/32	53
3 Points	6/19	32
Free Throws	18/22	82



**Tennessee at Vanderbilt**

02/24/21 Memorial Gymnasium, Nashville  
2020-21 Men's Basketball

Game Time: 8:00 PM  
Game Duration: 1:54  
Attendance: 144

Officials: Tony Greene, Patrick Evans, Michael Stephens

**Tennessee**

No	Name	Mins		Score		Points Diff		Points per Min		Assists		Rebounds		Steals		Turnovers	
		On	Off	On	Off	On	Off	On	Off	On	Off	On	Off	On	Off	On	Off
3	Drew Pember	03:03	36:57	4 - 5	66 - 53	-1	13	1.31	1.79	0	11	0	38	1	8	1	16
5	Josiah-Jordan James	28:27	11:33	55 - 47	15 - 11	8	4	1.93	1.30	10	1	26	12	8	1	13	4
10	John Fulkerson	16:19	23:41	26 - 21	44 - 37	5	7	1.59	1.86	4	7	17	21	1	8	10	7
11	Jaden Springer	31:04	08:56	52 - 45	18 - 13	7	5	1.67	2.01	5	6	26	12	7	2	12	5
12	Victor Bailey Jr.	32:39	07:21	59 - 45	11 - 13	14	-2	1.81	1.50	11	0	36	2	8	1	12	5
13	Olivier Nkamehoua	03:52	36:08	7 - 5	63 - 53	2	10	1.81	1.74	2	9	3	35	2	7	2	15
25	Santiago Vescovi	26:31	13:29	47 - 46	23 - 12	1	11	1.77	1.71	8	3	28	10	3	6	11	6
35	Yves Pons	30:13	09:47	46 - 43	24 - 15	3	9	1.52	2.45	5	6	28	10	8	1	10	7
45	Keon Johnson	27:52	12:08	54 - 33	16 - 25	21	-9	1.94	1.32	10	1	26	12	7	2	14	3

**Vanderbilt**

No	Name	Mins		Score		Points Diff		Points per Min		Assists		Rebounds		Steals		Turnovers	
		On	Off	On	Off	On	Off	On	Off	On	Off	On	Off	On	Off	On	Off
3	Maxwell Evans	32:08	07:52	45 - 58	13 - 12	-13	1	1.40	1.65	7	2	21	7	2	1	15	4
4	Jordan Wright	34:05	05:55	51 - 68	7 - 2	-17	5	1.50	1.18	8	1	25	3	3	0	15	4
5	D.J. Harvey	07:37	32:23	11 - 8	47 - 62	3	-15	1.44	1.45	1	8	7	21	2	1	5	14
10	Myles Stute	29:12	10:48	50 - 55	8 - 15	-5	-7	1.71	0.74	8	1	17	11	2	1	12	7
11	Braelee Albert	25:05	14:55	36 - 41	22 - 29	-5	-7	1.44	1.47	6	3	16	12	1	2	10	9
12	Trey Thomas	28:29	11:31	43 - 54	15 - 16	-11	-1	1.51	1.30	6	3	17	11	3	0	13	6
13	Issac McBride	15:49	24:11	28 - 26	30 - 44	2	-14	1.77	1.24	5	4	10	18	0	3	9	10
14	Isaiah Rice	05:00	35:00	5 - 8	53 - 62	-3	-9	1.00	1.51	0	9	6	22	1	2	2	17
34	Akeem Odusipe	01:08	38:52	0 - 2	58 - 68	-2	-10	0.00	1.49	0	9	1	27	0	3	1	18
42	Quentin Millora-Brown	08:53	31:07	5 - 14	53 - 56	-9	-3	0.56	1.70	2	7	7	21	0	3	8	11
50	Ejike Obinna	12:34	27:26	16 - 16	42 - 54	0	-12	1.27	1.53	2	7	13	15	1	2	5	14

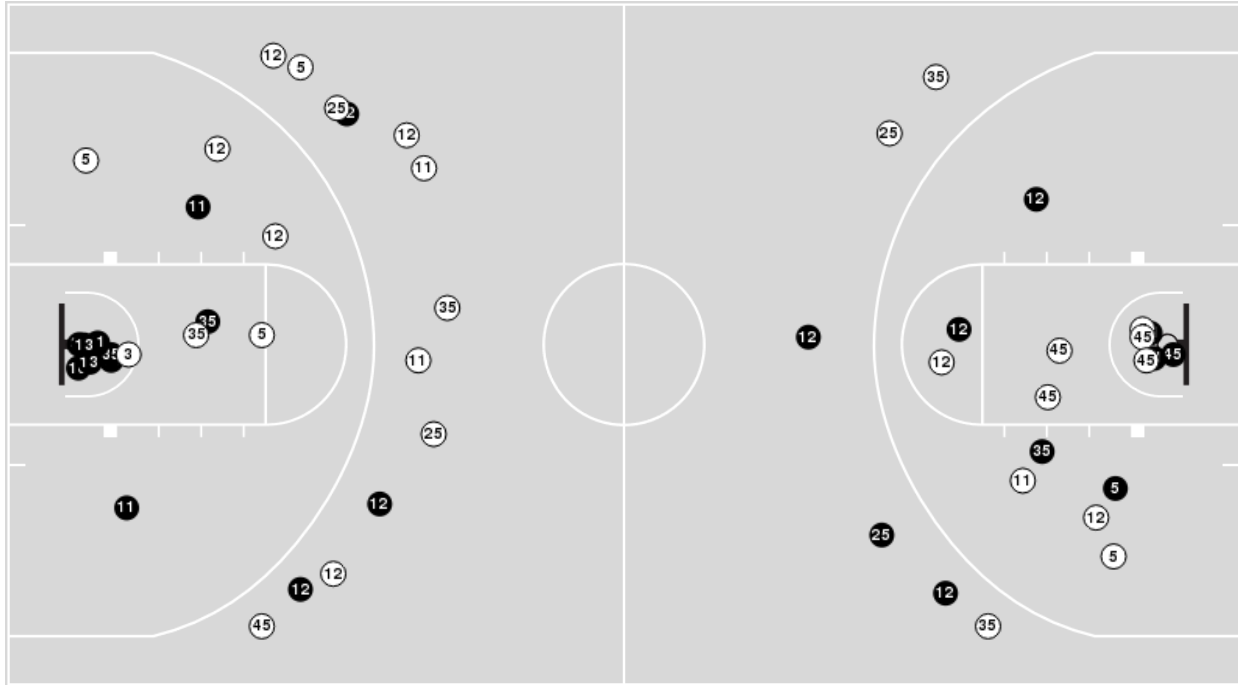


Officials: Tony Greene, Patrick Evans, Michael Stephens

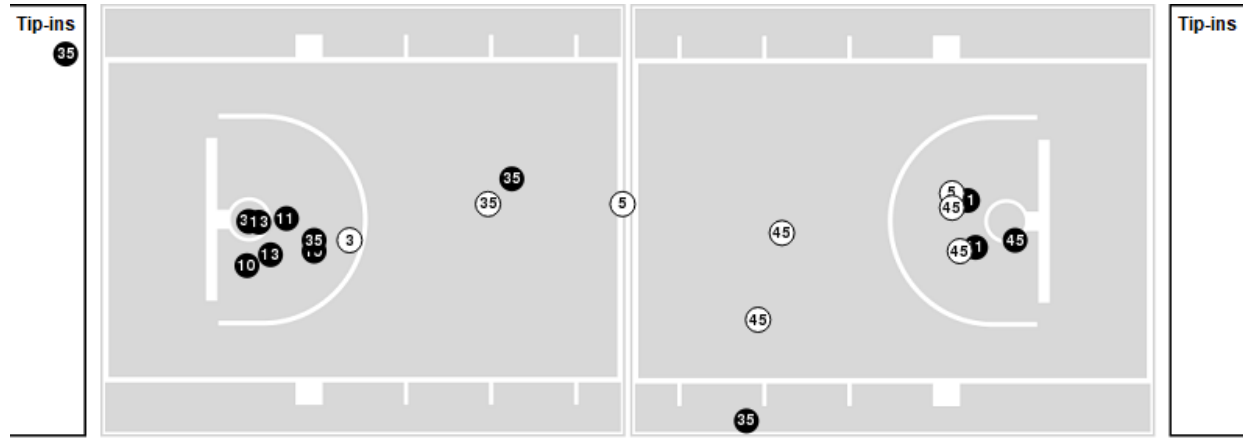
Players => 00, 3, 5, 10, 11, 12, 13, 15, 21, 24, 25, 30, 32, 33, 35, 45, 55 FG Types=>All Results=>All

### Tennessee

#### All Field Goals



#### Blow Up Chart



● Made ○ Missed N - Player Number

Tennessee	M/A	%
Field Goals	23/51	45
2 Points	17/32	53
3 Points	6/19	32
Free Throws	18/22	82

Tennessee	M/A	%
Points in the Paint	22 (11 / 19)	58
Fast Break Points	2 (2/2)	100
Second Chance Points	6 (4/6)	67
Effective FG%	51	



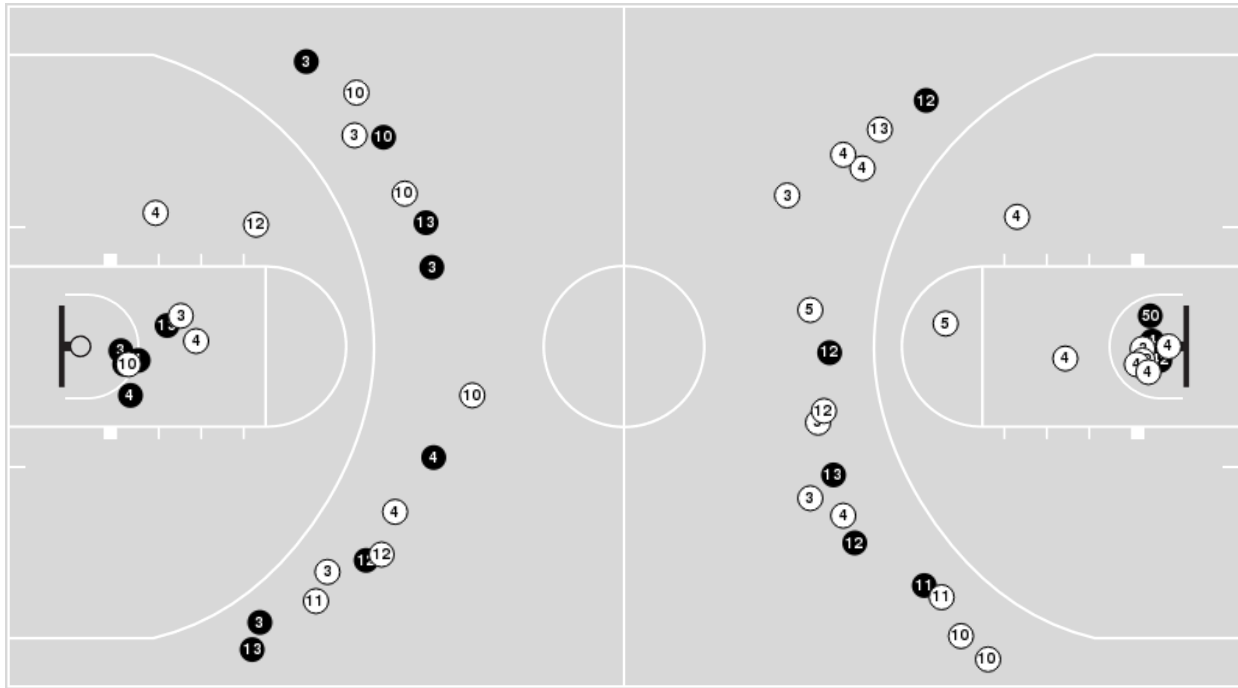


Officials: Tony Greene, Patrick Evans, Michael Stephens

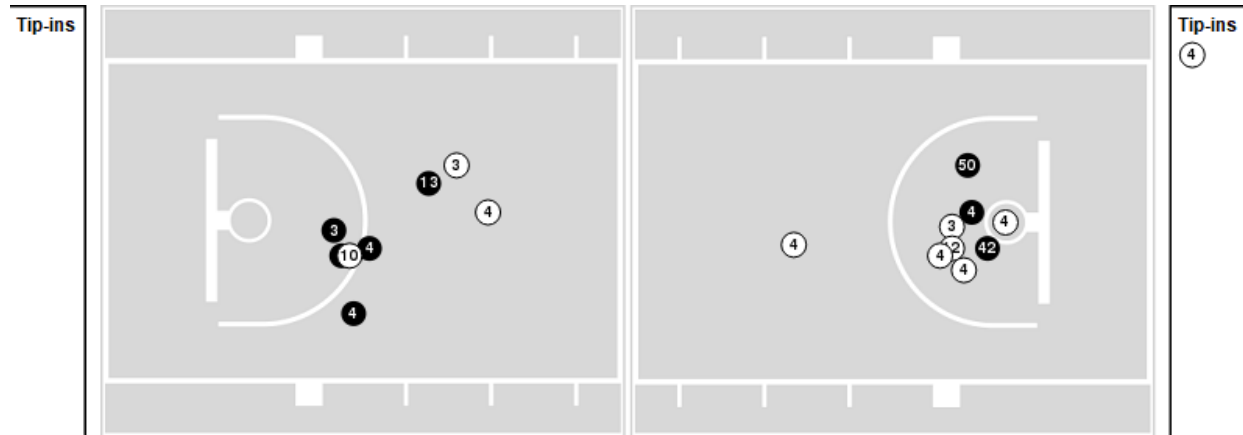
Players => 0, 1, 2, 3, 4, 5, 10, 11, 12, 13, 14, 15, 20, 33, 34, 42, 50 FG Types=>All Results=>All

**Vanderbilt**

**All Field Goals**



**Blow Up Chart**



● Made ○ Missed N - Player Number

Vanderbilt	M/A	%
Field Goals	21/54	39
2 Points	8/21	38
3 Points	13/33	39
Free Throws	3/6	50

Vanderbilt	M/A	%
Points in the Paint	16 (8 / 17)	47
Fast Break Points	2 (1/1)	100
Second Chance Points	4 (2/7)	29
Effective FG%	51	



Tennessee at Vanderbilt

02/24/21 Memorial Gymnasium, Nashville  
2020-21 Men's Basketball

Game Time: 8:00 PM  
Game Duration: 1:54  
Attendance: 144

Officials: Tony Greene, Patrick Evans, Michael Stephens

Tennessee

Lineup	Quarter On	Time On	Quarter Off	Time Off	Time on Court	Score	Score Diff	Reb	Stl	Tov	Ass	PPP
10- Fulkerson J/ 11- Springer J/ 12- Bailey Jr. V/ 35- Pons Y/ 45- Johnson K/	1	20:00	1	17:41	02:19	3-0	3	1	1	1	0	0.6757
5- James J/ 11- Springer J/ 12- Bailey Jr. V/ 35- Pons Y/ 45- Johnson K/	1	17:41	1	16:54	00:47	0-3	-3	1	0	1	0	0.0000
5- James J/ 11- Springer J/ 12- Bailey Jr. V/ 25- Vescovi S/ 35- Pons Y/	1	16:54	1	14:29	02:25	4-6	-2	3	0	0	0	1.0000
5- James J/ 10- Fulkerson J/ 12- Bailey Jr. V/ 25- Vescovi S/ 45- Johnson K/	1	14:29	1	14:29	00:00	0-0	0	0	0	0	0	0.0000
5- James J/ 10- Fulkerson J/ 11- Springer J/ 12- Bailey Jr. V/ 25- Vescovi S/	1	14:29	1	14:29	00:00	2-0	2	0	0	0	0	2.2727
5- James J/ 10- Fulkerson J/ 12- Bailey Jr. V/ 25- Vescovi S/ 45- Johnson K/	1	14:29	1	11:51	02:38	8-3	5	5	0	3	3	1.4706
11- Springer J/ 13- Nkamhoua O/ 25- Vescovi S/ 35- Pons Y/ 45- Johnson K/	1	11:51	1	11:03	00:48	0-3	-3	0	0	1	0	0.0000
11- Springer J/ 12- Bailey Jr. V/ 13- Nkamhoua O/ 35- Pons Y/ 45- Johnson K/	1	11:03	1	10:37	00:26	0-0	0	1	0	1	0	0.0000
5- James J/ 11- Springer J/ 12- Bailey Jr. V/ 13- Nkamhoua O/ 35- Pons Y/	1	10:37	1	10:12	00:25	0-0	0	0	1	0	0	0.0000
5- James J/ 10- Fulkerson J/ 11- Springer J/ 12- Bailey Jr. V/ 35- Pons Y/	1	10:12	1	08:58	01:14	0-0	0	1	0	1	0	0.0000
5- James J/ 11- Springer J/ 12- Bailey Jr. V/ 25- Vescovi S/ 35- Pons Y/	1	08:58	1	08:05	00:53	0-0	0	3	0	0	0	0.0000
3- Pember D/ 5- James J/ 11- Springer J/ 25- Vescovi S/ 35- Pons Y/	1	08:05	1	05:53	02:12	2-5	-3	0	1	1	0	0.5814
3- Pember D/ 11- Springer J/ 25- Vescovi S/ 35- Pons Y/ 45- Johnson K/	1	05:53	1	05:02	00:51	2-0	2	0	0	0	0	2.0000
11- Springer J/ 12- Bailey Jr. V/ 25- Vescovi S/ 35- Pons Y/ 45- Johnson K/	1	05:02	1	03:05	01:57	4-0	4	3	0	0	1	1.3333
5- James J/ 12- Bailey Jr. V/ 13- Nkamhoua O/ 25- Vescovi S/ 45- Johnson K/	1	03:05	1	00:52	02:13	7-2	5	2	1	0	2	1.7500
5- James J/ 12- Bailey Jr. V/ 25- Vescovi S/ 35- Pons Y/ 45- Johnson K/	1	00:52	1	00:07	00:45	0-0	0	1	1	1	0	0.0000
5- James J/ 11- Springer J/ 12- Bailey Jr. V/ 25- Vescovi S/ 35- Pons Y/	1	00:07	2	20:00	00:07	0-0	0	1	0	0	0	0.0000
10- Fulkerson J/ 11- Springer J/ 12- Bailey Jr. V/ 35- Pons Y/ 45- Johnson K/	2	20:00	2	19:04	00:56	0-0	0	1	0	1	0	0.0000
5- James J/ 11- Springer J/ 12- Bailey Jr. V/ 35- Pons Y/ 45- Johnson K/	2	19:04	2	16:30	02:34	7-0	7	2	1	1	2	1.4000
5- James J/ 11- Springer J/ 12- Bailey Jr. V/ 25- Vescovi S/ 35- Pons Y/	2	16:30	2	16:05	00:25	0-3	-3	0	0	0	0	0.0000
5- James J/ 11- Springer J/ 12- Bailey Jr. V/ 35- Pons Y/ 45- Johnson K/	2	16:05	2	15:30	00:35	1-3	-2	0	0	0	0	1.1364
5- James J/ 12- Bailey Jr. V/ 25- Vescovi S/ 35- Pons Y/ 45- Johnson K/	2	15:30	2	13:09	02:21	3-6	-3	2	0	1	1	1.0000
5- James J/ 11- Springer J/ 25- Vescovi S/ 35- Pons Y/ 45- Johnson K/	2	13:09	2	13:05	00:04	1-0	1	0	0	0	0	2.2727
5- James J/ 11- Springer J/ 12- Bailey Jr. V/ 25- Vescovi S/ 35- Pons Y/	2	13:05	2	13:01	00:04	1-0	1	0	0	0	0	2.2727
5- James J/ 10- Fulkerson J/ 11- Springer J/ 12- Bailey Jr. V/ 25- Vescovi S/	2	13:01	2	11:14	01:47	3-5	-2	1	0	1	1	1.0000
10- Fulkerson J/ 11- Springer J/ 12- Bailey Jr. V/ 25- Vescovi S/ 35- Pons Y/	2	11:14	2	08:38	02:36	4-6	-2	3	0	0	0	1.3889
10- Fulkerson J/ 11- Springer J/ 12- Bailey Jr. V/ 35- Pons Y/ 45- Johnson K/	2	08:38	2	07:57	00:41	0-0	0	1	0	0	0	0.0000
5- James J/ 10- Fulkerson J/ 11- Springer J/ 12- Bailey Jr. V/ 45- Johnson K/	2	07:57	2	07:47	00:10	0-0	0	0	0	0	0	0.0000
5- James J/ 10- Fulkerson J/ 11- Springer J/ 25- Vescovi S/ 45- Johnson K/	2	07:47	2	04:48	02:59	4-5	-1	2	0	3	0	0.8197
5- James J/ 10- Fulkerson J/ 12- Bailey Jr. V/ 25- Vescovi S/ 45- Johnson K/	2	04:48	2	04:48	00:00	0-0	0	0	0	0	0	0.0000
10- Fulkerson J/ 12- Bailey Jr. V/ 25- Vescovi S/ 35- Pons Y/ 45- Johnson K/	2	04:48	2	03:49	00:59	0-2	-2	2	0	0	0	0.0000
10- Fulkerson J/ 11- Springer J/ 25- Vescovi S/ 35- Pons Y/ 45- Johnson K/	2	03:49	2	03:49	00:00	2-0	2	0	0	0	0	2.2727
5- James J/ 11- Springer J/ 25- Vescovi S/ 35- Pons Y/ 45- Johnson K/	2	03:49	2	03:22	00:27	0-0	0	0	0	0	0	0.0000
5- James J/ 11- Springer J/ 12- Bailey Jr. V/ 35- Pons Y/ 45- Johnson K/	2	03:22	2	00:00	03:22	12-6	6	2	3	0	1	1.8072



Tennessee at Vanderbilt

02/24/21 Memorial Gymnasium, Nashville  
2020-21 Men's Basketball

Game Time: 8:00 PM  
Game Duration: 1:54  
Attendance: 144

Officials: Tony Greene, Patrick Evans, Michael Stephens

Vanderbilt

Lineup	Quarter On	Time On	Quarter Off	Time Off	Time on Court	Score	Score Diff	Reb	Stl	Tov	Ass	PPP
3- Evans M/ 4- Wright J/ 11- Albert B/ 13- McBride I/ 42- Millora-Brown Q/	1	20:00	1	17:11	02:49	3-3	0	3	0	3	1	0.6000
3- Evans M/ 4- Wright J/ 10- Stute M/ 11- Albert B/ 13- McBride I/	1	17:11	1	14:29	02:42	6-4	2	2	0	0	1	1.2295
3- Evans M/ 4- Wright J/ 10- Stute M/ 11- Albert B/ 12- Thomas T/	1	14:29	1	13:30	00:59	0-4	-4	0	0	0	0	0.0000
3- Evans M/ 4- Wright J/ 5- Harvey D/ 10- Stute M/ 12- Thomas T/	1	13:30	1	11:12	02:18	6-6	0	0	1	0	1	1.5000
3- Evans M/ 5- Harvey D/ 10- Stute M/ 12- Thomas T/ 50- Obinna E/	1	11:12	1	08:58	02:14	0-0	0	3	0	3	0	0.0000
4- Wright J/ 5- Harvey D/ 10- Stute M/ 12- Thomas T/ 50- Obinna E/	1	08:58	1	08:05	00:53	0-0	0	1	0	0	0	0.0000
4- Wright J/ 5- Harvey D/ 12- Thomas T/ 14- Rice I/ 50- Obinna E/	1	08:05	1	05:53	02:12	5-2	3	3	1	2	0	1.2500
3- Evans M/ 4- Wright J/ 11- Albert B/ 14- Rice I/ 50- Obinna E/	1	05:53	1	03:05	02:48	0-6	-6	3	0	0	0	0.0000
3- Evans M/ 4- Wright J/ 10- Stute M/ 13- McBride I/ 42- Millora-Brown Q/	1	03:05	1	02:20	00:45	0-0	0	1	0	2	0	0.0000
4- Wright J/ 10- Stute M/ 12- Thomas T/ 13- McBride I/ 42- Millora-Brown Q/	1	02:20	2	20:00	02:20	2-7	-5	1	0	1	1	0.4000
3- Evans M/ 4- Wright J/ 11- Albert B/ 12- Thomas T/ 42- Millora-Brown Q/	2	20:00	2	17:01	02:59	0-4	-4	2	0	2	0	0.0000
3- Evans M/ 4- Wright J/ 10- Stute M/ 11- Albert B/ 12- Thomas T/	2	17:01	2	13:05	03:56	12-8	4	1	1	1	2	2.0000
3- Evans M/ 4- Wright J/ 10- Stute M/ 12- Thomas T/ 50- Obinna E/	2	13:05	2	09:57	03:08	5-7	-2	2	0	0	1	1.0000
4- Wright J/ 10- Stute M/ 11- Albert B/ 13- McBride I/ 50- Obinna E/	2	09:57	2	08:38	01:19	6-1	5	1	0	0	1	3.0000
4- Wright J/ 10- Stute M/ 11- Albert B/ 13- McBride I/ 34- Odusipe A/	2	08:38	2	07:30	01:08	0-2	-2	1	0	1	0	0.0000
10- Stute M/ 11- Albert B/ 12- Thomas T/ 13- McBride I/ 34- Odusipe A/	2	07:30	2	07:30	00:00	0-0	0	0	0	0	0	0.0000
3- Evans M/ 10- Stute M/ 11- Albert B/ 12- Thomas T/ 13- McBride I/	2	07:30	2	03:49	03:41	7-2	5	0	0	1	1	1.5766
3- Evans M/ 4- Wright J/ 10- Stute M/ 11- Albert B/ 12- Thomas T/	2	03:49	2	01:05	02:44	2-7	-5	3	0	2	0	0.6024
3- Evans M/ 4- Wright J/ 10- Stute M/ 12- Thomas T/ 13- McBride I/	2	01:05	2	00:00	01:05	4-7	-3	1	0	1	0	1.0000



**Tennessee at Vanderbilt**

02/24/21 Memorial Gymnasium, Nashville  
2020-21 Men's Basketball

**Game Time:** 8:00 PM  
**Game Duration:** 1:54  
**Attendance:** 144

**Officials:** Tony Greene, Patrick Evans, Michael Stephens

**Tennessee**

Lineup	Time	Score	Score Diff	Pts/Min	Reb	Stl	Tov	Ass	PPP
5- James J/ 11- Springer J/ 12- Bailey Jr. V/ 35- Pons Y/ 45- Johnson K/	07:18	20-12	8	2.7397	5	4	2	3	1.4327
10- Fulkerson J/ 11- Springer J/ 12- Bailey Jr. V/ 35- Pons Y/ 45- Johnson K/	03:56	3-0	3	0.7627	3	1	2	0	0.4658
5- James J/ 11- Springer J/ 12- Bailey Jr. V/ 25- Vescovi S/ 35- Pons Y/	03:54	5-9	-4	1.2821	7	0	0	0	0.9191
5- James J/ 12- Bailey Jr. V/ 25- Vescovi S/ 35- Pons Y/ 45- Johnson K/	03:06	3-6	-3	0.9677	3	1	2	1	0.6000
5- James J/ 10- Fulkerson J/ 11- Springer J/ 25- Vescovi S/ 45- Johnson K/	02:59	4-5	-1	1.3408	2	0	3	0	0.8197
5- James J/ 10- Fulkerson J/ 12- Bailey Jr. V/ 25- Vescovi S/ 45- Johnson K/	02:38	8-3	5	3.0380	5	0	3	3	1.4706
10- Fulkerson J/ 11- Springer J/ 12- Bailey Jr. V/ 25- Vescovi S/ 35- Pons Y/	02:36	4-6	-2	1.5385	3	0	0	0	1.3889
5- James J/ 12- Bailey Jr. V/ 13- Nkamhoua O/ 25- Vescovi S/ 45- Johnson K/	02:13	7-2	5	3.1579	2	1	0	2	1.7500
3- Pember D/ 5- James J/ 11- Springer J/ 25- Vescovi S/ 35- Pons Y/	02:12	2-5	-3	0.9091	0	1	1	0	0.5814
11- Springer J/ 12- Bailey Jr. V/ 25- Vescovi S/ 35- Pons Y/ 45- Johnson K/	01:57	4-0	4	2.0513	3	0	0	1	1.3333
5- James J/ 10- Fulkerson J/ 11- Springer J/ 12- Bailey Jr. V/ 25- Vescovi S/	01:47	5-5	0	2.8037	1	0	1	1	1.2887
5- James J/ 10- Fulkerson J/ 11- Springer J/ 12- Bailey Jr. V/ 35- Pons Y/	01:14	0-0	0	0.0000	1	0	1	0	0.0000
10- Fulkerson J/ 12- Bailey Jr. V/ 25- Vescovi S/ 35- Pons Y/ 45- Johnson K/	00:59	0-2	-2	0.0000	2	0	0	0	0.0000
3- Pember D/ 11- Springer J/ 25- Vescovi S/ 35- Pons Y/ 45- Johnson K/	00:51	2-0	2	2.3529	0	0	0	0	2.0000
11- Springer J/ 13- Nkamhoua O/ 25- Vescovi S/ 35- Pons Y/ 45- Johnson K/	00:48	0-3	-3	0.0000	0	0	1	0	0.0000
5- James J/ 11- Springer J/ 25- Vescovi S/ 35- Pons Y/ 45- Johnson K/	00:31	1-0	1	1.9355	0	0	0	0	2.2727
11- Springer J/ 12- Bailey Jr. V/ 13- Nkamhoua O/ 35- Pons Y/ 45- Johnson K/	00:26	0-0	0	0.0000	1	0	1	0	0.0000
5- James J/ 11- Springer J/ 12- Bailey Jr. V/ 13- Nkamhoua O/ 35- Pons Y/	00:25	0-0	0	0.0000	0	1	0	0	0.0000
5- James J/ 10- Fulkerson J/ 11- Springer J/ 12- Bailey Jr. V/ 45- Johnson K/	00:10	0-0	0	0.0000	0	0	0	0	0.0000
10- Fulkerson J/ 11- Springer J/ 25- Vescovi S/ 35- Pons Y/ 45- Johnson K/	00:00	2-0	2	∞	0	0	0	0	2.2727



**Tennessee at Vanderbilt**

02/24/21 Memorial Gymnasium, Nashville  
2020-21 Men's Basketball

Game Time: 8:00 PM

Game Duration: 1:54

Attendance: 144

Officials: Tony Greene, Patrick Evans, Michael Stephens

**Vanderbilt**

Lineup	Time	Score	Score Diff	Pts/Min	Reb	Stl	Tov	Ass	PPP
3- Evans M/ 4- Wright J/ 10- Stute M/ 11- Albert B/ 12- Thomas T/	07:39	14-19	-5	1.8301	4	1	3	2	1.2367
3- Evans M/ 10- Stute M/ 11- Albert B/ 12- Thomas T/ 13- McBride I/	03:41	7-2	5	1.9005	0	0	1	1	1.5766
3- Evans M/ 4- Wright J/ 10- Stute M/ 12- Thomas T/ 50- Obinna E/	03:08	5-7	-2	1.5957	2	0	0	1	1.0000
3- Evans M/ 4- Wright J/ 11- Albert B/ 12- Thomas T/ 42- Millora-Brown Q/	02:59	0-4	-4	0.0000	2	0	2	0	0.0000
3- Evans M/ 4- Wright J/ 11- Albert B/ 13- McBride I/ 42- Millora-Brown Q/	02:49	3-3	0	1.0651	3	0	3	1	0.6000
3- Evans M/ 4- Wright J/ 11- Albert B/ 14- Rice I/ 50- Obinna E/	02:48	0-6	-6	0.0000	3	0	0	0	0.0000
3- Evans M/ 4- Wright J/ 10- Stute M/ 11- Albert B/ 13- McBride I/	02:42	6-4	2	2.2222	2	0	0	1	1.2295
4- Wright J/ 10- Stute M/ 12- Thomas T/ 13- McBride I/ 42- Millora-Brown Q/	02:20	2-7	-5	0.8571	1	0	1	1	0.4000
3- Evans M/ 4- Wright J/ 5- Harvey D/ 10- Stute M/ 12- Thomas T/	02:18	6-6	0	2.6087	0	1	0	1	1.5000
3- Evans M/ 5- Harvey D/ 10- Stute M/ 12- Thomas T/ 50- Obinna E/	02:14	0-0	0	0.0000	3	0	3	0	0.0000
4- Wright J/ 5- Harvey D/ 12- Thomas T/ 14- Rice I/ 50- Obinna E/	02:12	5-2	3	2.2727	3	1	2	0	1.2500
4- Wright J/ 10- Stute M/ 11- Albert B/ 13- McBride I/ 50- Obinna E/	01:19	6-1	5	4.5570	1	0	0	1	3.0000
4- Wright J/ 10- Stute M/ 11- Albert B/ 13- McBride I/ 34- Oduisipe A/	01:08	0-2	-2	0.0000	1	0	1	0	0.0000
3- Evans M/ 4- Wright J/ 10- Stute M/ 12- Thomas T/ 13- McBride I/	01:05	4-7	-3	3.6923	1	0	1	0	1.0000
4- Wright J/ 5- Harvey D/ 10- Stute M/ 12- Thomas T/ 50- Obinna E/	00:53	0-0	0	0.0000	1	0	0	0	0.0000
3- Evans M/ 4- Wright J/ 10- Stute M/ 13- McBride I/ 42- Millora-Brown Q/	00:45	0-0	0	0.0000	1	0	2	0	0.0000
10- Stute M/ 11- Albert B/ 12- Thomas T/ 13- McBride I/ 34- Oduisipe A/	00:00	0-0	0	NaN	0	0	0	0	0.0000