



Officials: Chuck Jones, Terry Wymer, Owen Shortt

Vanderbilt - 61

Record: 4-6 (0-4)

NO.	Name	Min	FG		3P		FT			Rebounds			Fouls		TP	AS	TO	ST	Blocks		+/-
			M-A	M-A	M-A	OR	DR	TOT	PF	FD	BS	BA									
1	Dylan Disu	F 34:22	7-9	1-3	4-5	0	5	5	3	5	19	2	5	0	0	0	0	0	0	0	-18
15	Clevon Brown	F 22:56	0-1	0-1	0-0	2	3	5	2	0	0	0	0	0	0	0	0	0	0	0	-6
2	Scotty Pippen Jr.	G 28:06	5-12	1-5	7-8	1	1	2	5	6	18	1	6	1	0	0	0	0	0	-19	
3	Maxwell Evans	G 19:36	0-2	0-2	0-1	1	4	5	1	1	0	0	0	0	0	0	0	0	0	-19	
5	D.J. Harvey	G 19:58	3-9	2-5	1-1	1	3	4	5	1	9	0	1	0	0	0	1	0	0	-2	
4	Jordan Wright	21:26	3-4	0-0	3-4	2	2	4	4	4	9	0	3	0	0	0	0	0	0	-1	
10	Myles Stute	23:29	1-4	0-2	1-2	0	1	1	1	2	3	2	1	0	0	0	0	0	0	-13	
12	Trey Thomas	21:15	1-10	1-5	0-0	0	2	2	3	0	3	1	0	1	0	1	0	2	0	-13	
42	Quentin Millora-Brown	04:27	0-0	0-0	0-0	0	0	0	3	0	0	0	0	0	0	0	0	0	0	1	
14	Isaiah Rice	01:28	0-0	0-0	0-0	0	0	0	0	0	0	0	0	0	0	0	0	0	0	-2	
50	Ejike Obinna	01:28	0-0	0-0	0-0	1	0	1	0	0	0	0	0	0	0	0	0	0	0	-2	
20	Max Adelman	00:45	0-0	0-0	0-0	0	0	0	0	0	0	0	0	0	0	0	0	0	0	-6	
34	Akeem Odusipe	00:44	0-0	0-0	0-0	0	0	0	0	0	0	0	0	0	0	0	0	0	0	0	
Team						1	1	2			0			0							
Totals			20-51	5-23	16-21	9	22	31	27	19	61	6	16	2	0	3				-20	

Shooting By Period		
1st FG%	8-26	30.8%
3PT%	2-10	20.0%
FT%	6-9	66.7%
2nd FG%	12-25	48.0%
3PT%	3-13	23.1%
FT%	10-12	83.3%
GM FG%	20-51	39.2%
3PT%	5-23	21.7%
FT%	16-21	76.2%

Dead Ball Rebounds: 0, 0

Technical Fouls::NONE

Tennessee - 81

Record: 10-1 (4-1)

NO.	Name	Min	FG		3P		FT			Rebounds			Fouls		TP	AS	TO	ST	Blocks		+/-
			M-A	M-A	M-A	OR	DR	TOT	PF	FD	BS	BA									
10	John Fulkerson	F 27:20	5-6	0-0	5-6	1	7	8	1	4	15	1	0	0	0	0	0	0	0	33	
35	Yves Pons	F 25:35	2-6	0-3	1-2	1	4	5	2	3	5	4	1	1	1	0	1	0	13		
5	Josiah-Jordan James	G 32:31	3-5	1-3	2-3	0	1	1	2	3	9	0	0	0	1	0	0	10			
11	Jaden Springer	G 19:58	4-9	1-3	1-2	1	6	7	3	2	10	5	2	3	0	0	3	0	3		
25	Santiago Vescovi	G 30:53	1-5	1-5	5-6	2	2	4	2	5	8	3	2	1	0	0	10				
12	Victor Bailey Jr.	26:49	3-7	3-6	2-2	0	3	3	3	2	11	1	1	1	0	0	15				
13	Olivier Nkamhoua	04:18	1-1	0-0	0-0	0	0	0	2	0	2	0	0	0	0	0	-1				
45	Keon Johnson	20:53	4-8	1-1	7-8	0	3	3	3	6	16	3	2	1	0	0	22				
55	E.J. Anosike	06:12	0-2	0-0	0-2	1	0	1	0	1	0	0	0	1	0	0	-8				
0	Davonte Gaines	01:55	1-1	0-0	1-2	0	0	0	0	1	3	1	0	0	0	0	1				
33	Uros Plavsic	01:55	1-1	0-0	0-0	0	1	1	1	0	2	0	0	0	1	0	1				
3	Drew Pember	01:41	0-0	0-0	0-0	0	0	0	0	0	0	0	0	1	0	0	1				
Team						0	0	0			0			1							
Totals			25-51	7-21	24-33	6	27	33	19	27	81	18	9	9	3	0	20				

Shooting By Period		
1st FG%	10-23	43.5%
3PT%	2-9	22.2%
FT%	12-16	75%
2nd FG%	15-28	53.6%
3PT%	5-12	41.7%
FT%	12-17	70.6%
GM FG%	25-51	49.0%
3PT%	7-21	33.3%
FT%	24-33	72.7%

Dead Ball Rebounds: 7, 0

Technical Fouls::NONE

	VANDY	TENN
Biggest lead	4 (1 st 9:12)	22 (2 nd 0:51)
Best Scoring Run	10(1 st 9:12)	12(2 nd 11:21)
Lead Changes	2	
Times Tied	0	
Time with Lead	05:50	33:34

Points from	VANDY	TENN
Turnovers	9	20
Paint	26	34
Second Chance	6	5
Fast Breaks	4	9
Bench	15	34

	Period by Period Scoring		
	1st	2nd	TOT
VANDY	24	37	61
TENN	34	47	81



Period 1

Quarter Starters:

TENN	5 James J	10 Fulkerson J	11 Springer J	25 Vescovi S	35 Pons Y
VANDY	1 Disu D	2 Phippen Jr. S	3 Evans M	5 Harvey D	15 Brown C

Game Time	TENN	Score	Diff	VANDY
20:00	35 PONS Y jumpball lost			15 BROWN C jumpball won
19:39				2 PIPPEN JR. S 3pt FG , jump shot missed
19:36	35 PONS Y defensive rebound (1)			
19:24	11 SPRINGER J 2pt FG in the paint, driving layup made (2)	2-0	2	
19:03	35 PONS Y foul drawn (1)			2 PIPPEN JR. S foul offensive (1 - 1)
19:03				2 PIPPEN JR. S turnover offensive (1)
18:51	11 SPRINGER J 2pt FG from turnover in the paint, layup made (4)	4-0	4	
18:51	35 PONS Y assist (1)			
18:16				5 HARVEY D 3pt FG , jump shot missed
18:12	11 SPRINGER J defensive rebound (1)			
18:07	5 JAMES J 3pt FG , jump shot made (3)	7-0	7	
18:07	11 SPRINGER J assist (1)			
17:41				5 HARVEY D 2pt FG outside the paint, jump shot missed
17:37	10 FULKERSON J defensive rebound (1)			
17:15	35 PONS Y 3pt FG , jump shot missed			
17:11				5 HARVEY D defensive rebound (1)
17:05				15 BROWN C 3pt FG , jump shot missed
17:00	11 SPRINGER J defensive rebound (2)			
16:53	11 SPRINGER J 2pt FG in the paint, jump shot missed			
16:48				5 HARVEY D defensive rebound (2)
16:38	35 PONS Y foul shooting (1 - 1)			2 PIPPEN JR. S foul drawn (1)
16:38		7-1	6	2 PIPPEN JR. S free throw 1 - 2 made (1)
16:38	10 FULKERSON J substitution out			
16:38	11 SPRINGER J substitution out			
16:38	25 VESCOVI S substitution out			
16:38	12 BAILEY JR. V substitution in			
16:38	13 NKAMHOUA O substitution in			
16:38	45 JOHNSON K substitution in			
16:38		7-2	5	2 PIPPEN JR. S free throw 2 - 2 made (2)
16:17	12 BAILEY JR. V foul offensive (1 - 2)			1 DISU D foul drawn (1)
16:17	12 BAILEY JR. V turnover offensive (1)			
15:54		7-4	3	1 DISU D 2pt FG from turnover in the paint, jump shot made (2)
15:43	45 JOHNSON K foul drawn (1)			5 HARVEY D foul shooting (1 - 2)
15:43	Timeout media			
15:43	5 JAMES J substitution out			
15:43	35 PONS Y substitution out			
15:43	10 FULKERSON J substitution in			
15:43	25 VESCOVI S substitution in			
15:43				5 HARVEY D substitution out
15:43				4 WRIGHT J substitution in
15:43	45 JOHNSON K free throw 1 - 2 made (1)	8-4	4	
15:43	45 JOHNSON K free throw 2 - 2 made (2)	9-4	5	



Official Basketball Play by Play - First Half
Vanderbilt at Tennessee
 01/16/21 Thompson-Boling Arena, Knoxville, Tenn.
 2020-21 Tennessee Men's Basketball

Game Time: 6:01 PM
Game Duration: 2:01
Attendance: 4,191

Officials: Chuck Jones, Terry Wymer, Owen Shortt

Game Time	TENN	Score	Diff	VANDY
15:20	10 FULKERSON J foul shooting (1 - 3)			2 PIPPEN JR. S foul drawn (2)
15:20		9-5	4	2 PIPPEN JR. S free throw 1 - 2 made (3)
15:20				1 DISU D substitution out
15:20				3 EVANS M substitution out
15:20				10 STUTE M substitution in
15:20				12 THOMAS T substitution in
15:20				2 PIPPEN JR. S free throw 2 - 2 missed
15:19				15 BROWN C offensive rebound (1)
15:04				10 STUTE M 2pt FG second chance in the paint, layup missed
15:02				15 BROWN C offensive rebound (2)
15:00	13 NKAMHOUA O foul shooting (1 - 4)			4 WRIGHT J foul drawn (1)
15:00	13 NKAMHOUA O substitution out			
15:00	55 ANOSIKE E substitution in			
15:00		9-6	3	4 WRIGHT J free throw 1 - 2 made (1)
15:00				15 BROWN C substitution out
15:00				42 MILLORA-BROWN Q substitution in
15:00		9-7	2	4 WRIGHT J free throw 2 - 2 made (2)
14:49	45 JOHNSON K 2pt FG outside the paint, jump shot missed			
14:43	10 FULKERSON J offensive rebound (2)			
14:43	10 FULKERSON J 2pt FG second chance in the paint, layup made (2)	11-7	4	
14:33		11-9	2	4 WRIGHT J 2pt FG in the paint, pull up jump shot made (4)
14:20	25 VESCOVI S 3pt FG , jump shot missed			
14:15	25 VESCOVI S offensive rebound (1)			
14:14	12 BAILEY JR. V 3pt FG second chance, jump shot missed			
14:10				4 WRIGHT J defensive rebound (1)
14:02	55 ANOSIKE E steal (1)			4 WRIGHT J turnover lost ball (1)
13:56	10 FULKERSON J foul drawn (1)			42 MILLORA-BROWN Q foul shooting (1 - 3)
13:56	10 FULKERSON J free throw 1 - 2 made (3)	12-9	3	
13:56	10 FULKERSON J free throw 2 - 2 made (4)	13-9	4	
13:33				2 PIPPEN JR. S 2pt FG outside the paint, jump shot missed
13:29	10 FULKERSON J defensive rebound (3)			
13:26	25 VESCOVI S foul drawn (1)			4 WRIGHT J foul personal (1 - 4)
13:16	10 FULKERSON J 2pt FG in the paint, dunk, made (6)	15-9	6	
13:16	25 VESCOVI S assist (1)			
12:44				2 PIPPEN JR. S 3pt FG , jump shot missed
12:41	25 VESCOVI S defensive rebound (2)			
12:37	45 JOHNSON K foul offensive (1 - 5)			4 WRIGHT J foul drawn (2)
12:37	45 JOHNSON K turnover offensive (1)			
12:37	10 FULKERSON J substitution out			
12:37	45 JOHNSON K substitution out			
12:37	5 JAMES J substitution in			
12:37	11 SPRINGER J substitution in			
12:37				2 PIPPEN JR. S substitution out
12:37				1 DISU D substitution in
12:21		15-12	3	1 DISU D 3pt FG from turnover, jump shot made (5)
12:21				12 THOMAS T assist (1)
12:11	11 SPRINGER J foul offensive (1 - 6)			10 STUTE M foul drawn (1)
12:11	11 SPRINGER J turnover offensive (1)			



Official Basketball Play by Play - First Half
Vanderbilt at Tennessee
 01/16/21 Thompson-Boling Arena, Knoxville, Tenn.
 2020-21 Tennessee Men's Basketball

Game Time: 6:01 PM
Game Duration: 2:01
Attendance: 4,191

Officials: Chuck Jones, Terry Wymer, Owen Shortt

Game Time	TENN	Score	Diff	VANDY
11:48		15-14	1	10 STUTE M 2pt FG from turnover outside the paint, jump shot made (2)
11:22	55 ANOSIKE E 2pt FG in the paint, layup missed			
11:20	55 ANOSIKE E offensive rebound (1)			
11:20	55 ANOSIKE E foul drawn (1)			42 MILLORA-BROWN Q foul shooting (2 - 5)
11:20	Timeout media			
11:20				42 MILLORA-BROWN Q substitution out
11:20				15 BROWN C substitution in
11:20	55 ANOSIKE E free throw 1 - 2 missed			
11:20	offensive dead ball rebound (1)			
11:20	55 ANOSIKE E free throw 2 - 2 missed			
11:18				1 DISU D defensive rebound (1)
10:59		15-16	-1	1 DISU D 2pt FG in the paint, jump shot made (7)
10:34	12 BAILEY JR. V 3pt FG , jump shot missed			
10:31				12 THOMAS T defensive rebound (1)
10:12				12 THOMAS T 2pt FG in the paint, jump shot blocked
10:12	5 JAMES J block (1)			
10:06	11 SPRINGER J defensive rebound (3)			
09:51	55 ANOSIKE E 2pt FG in the paint, dunk, missed			
09:48				12 THOMAS T defensive rebound (2)
09:43				12 THOMAS T 2pt FG in the paint, layup missed
09:38	5 JAMES J defensive rebound (1)			
09:32	11 SPRINGER J 3pt FG , jump shot missed			
09:28				1 DISU D defensive rebound (2)
09:12		15-19	-4	12 THOMAS T 3pt FG , jump shot made (3)
09:12				1 DISU D assist (1)
08:48	5 JAMES J foul drawn (1)			12 THOMAS T foul personal (1 - 6)
08:48	12 BAILEY JR. V substitution out			
08:48	25 VESCOVI S substitution out			
08:48	55 ANOSIKE E substitution out			
08:48	10 FULKERSON J substitution in			
08:48	35 PONS Y substitution in			
08:48	45 JOHNSON K substitution in			
08:48				4 WRIGHT J substitution out
08:48				10 STUTE M substitution out
08:48				12 THOMAS T substitution out
08:48				2 PIPPEN JR. S substitution in
08:48				5 HARVEY D substitution in
08:48				14 RICE I substitution in
08:45	11 SPRINGER J foul offensive (2 - 7)			2 PIPPEN JR. S foul drawn (3)
08:45	11 SPRINGER J turnover offensive (2)			
08:19				5 HARVEY D 2pt FG from turnover in the paint, jump shot missed
08:16				5 HARVEY D offensive rebound (3)
08:15				5 HARVEY D 2pt FG from turnover second chance in the paint, jump shot blocked
08:15	35 PONS Y block (1)			
08:11				2 PIPPEN JR. S offensive rebound (1)
08:10				2 PIPPEN JR. S 2pt FG from turnover second chance outside the paint, jump shot missed



Official Basketball Play by Play - First Half
Vanderbilt at Tennessee
 01/16/21 Thompson-Boling Arena, Knoxville, Tenn.
 2020-21 Tennessee Men's Basketball

Game Time: 6:01 PM
Game Duration: 2:01
Attendance: 4,191

Officials: Chuck Jones, Terry Wymer, Owen Shortt

Game Time	TENN	Score	Diff	VANDY
08:06	11 SPRINGER J defensive rebound (4)			
07:58	35 PONS Y 2pt FG fast break in the paint, dunk, made (2)	17-19	-2	
07:58	11 SPRINGER J assist (2)			
07:28	45 JOHNSON K steal (1)			5 HARVEY D turnover lost ball (1)
07:20	35 PONS Y 2pt FG from turnover outside the paint, jump shot missed			
07:20	offensive dead ball rebound (2)			
07:20	45 JOHNSON K foul drawn (2)			15 BROWN C foul personal (1 - 7)
07:20	Timeout media			
07:20	11 SPRINGER J substitution out			
07:20	12 BAILEY JR. V substitution in			
07:20				14 RICE I substitution out
07:20				3 EVANS M substitution in
07:20	45 JOHNSON K 1&1 free throw 1 made (3)	18-19	-1	
07:20	45 JOHNSON K 1&1 free throw 2 missed			
07:19				1 DISU D defensive rebound (3)
07:15		18-21	-3	2 PIPPEN JR. S 2pt FG fast break in the paint, layup made (5)
07:15				1 DISU D assist (2)
06:49	45 JOHNSON K 2pt FG outside the paint, jump shot missed			
06:47				3 EVANS M defensive rebound (1)
06:47	5 JAMES J foul personal (1 - 8)			3 EVANS M foul drawn (1)
06:47				3 EVANS M 1&1 free throw 1 missed
06:46	35 PONS Y defensive rebound (2)			
06:26	10 FULKERSON J 2pt FG in the paint, layup made (8)	20-21	-1	
06:26	12 BAILEY JR. V assist (1)			
05:59	12 BAILEY JR. V substitution out			
05:59	25 VESCOVI S substitution in			
05:32				5 HARVEY D 3pt FG , jump shot missed
05:29	10 FULKERSON J defensive rebound (4)			
05:19	25 VESCOVI S turnover bad pass (1)			2 PIPPEN JR. S steal (1)
05:09	25 VESCOVI S steal (1)			2 PIPPEN JR. S turnover bad pass (2)
05:09	5 JAMES J 2pt FG fast break from turnover in the paint, dunk, made (5)	22-21	1	
05:09	25 VESCOVI S assist (2)			
05:09	5 JAMES J foul drawn (2)			5 HARVEY D foul shooting (2 - 8)
05:09	45 JOHNSON K substitution out			
05:09	12 BAILEY JR. V substitution in			
05:09				5 HARVEY D substitution out
05:09				4 WRIGHT J substitution in
05:09	5 JAMES J free throw 1 - 1 made (6)	23-21	2	
04:44				2 PIPPEN JR. S 2pt FG outside the paint, jump shot missed
04:39				4 WRIGHT J offensive rebound (2)
04:32				4 WRIGHT J turnover out of bounds (2)
04:09	35 PONS Y 3pt FG from turnover, jump shot missed			
04:05				1 DISU D defensive rebound (4)
03:49				3 EVANS M 3pt FG , jump shot missed
03:42	10 FULKERSON J defensive rebound (5)			
03:34	12 BAILEY JR. V foul drawn (1)			4 WRIGHT J foul personal (2 - 9)
03:34	Timeout media			
03:34				3 EVANS M substitution out



Official Basketball Play by Play - First Half
Vanderbilt at Tennessee
 01/16/21 Thompson-Boling Arena, Knoxville, Tenn.
 2020-21 Tennessee Men's Basketball

Game Time: 6:01 PM
Game Duration: 2:01
Attendance: 4,191

Officials: Chuck Jones, Terry Wymer, Owen Shortt

Game Time	TENN	Score	Diff	VANDY
03:34				4 WRIGHT J substitution out
03:34				10 STUTE M substitution in
03:34				12 THOMAS T substitution in
03:34	12 BAILEY JR. V 1&1 free throw 1 made (1)	24-21	3	
03:34	12 BAILEY JR. V 1&1 free throw 2 made (2)	25-21	4	
03:06				12 THOMAS T 3pt FG , jump shot missed
03:03	35 PONS Y defensive rebound (3)			
02:45	25 VESCOVI S 3pt FG , jump shot made (3)	28-21	7	
02:45	35 PONS Y assist (2)			
02:24				1 DISU D 3pt FG , jump shot missed
02:21	10 FULKERSON J defensive rebound (6)			
02:15	5 JAMES J foul drawn (3)			12 THOMAS T foul personal (2 - 10)
02:15	5 JAMES J free throw 1 - 2 missed			
02:15	offensive dead ball rebound (3)			
02:15				15 BROWN C substitution out
02:15				42 MILLORA-BROWN Q substitution in
02:15	5 JAMES J free throw 2 - 2 made (7)	29-21	8	
01:57	25 VESCOVI S foul personal (1 - 9)			1 DISU D foul drawn (2)
01:57		29-22	7	1 DISU D 1&1 free throw 1 made (8)
01:57				1 DISU D 1&1 free throw 2 missed
01:54	12 BAILEY JR. V defensive rebound (1)			
01:32	25 VESCOVI S 3pt FG , jump shot missed			
01:29	35 PONS Y offensive rebound (4)			
01:28	10 FULKERSON J foul drawn (2)			42 MILLORA-BROWN Q foul personal (3 - 11)
01:28	10 FULKERSON J free throw 1 - 2 made (9)	30-22	8	
01:28				42 MILLORA-BROWN Q substitution out
01:28				50 OBINNA E substitution in
01:28	10 FULKERSON J free throw 2 - 2 made (10)	31-22	9	
01:28	10 FULKERSON J substitution out			
01:28	45 JOHNSON K substitution in			
00:58		31-24	7	1 DISU D 2pt FG in the paint, driving layup made (10)
00:53	Timeout 30 Sec			
00:53	35 PONS Y substitution out			
00:53	10 FULKERSON J substitution in			
00:46	45 JOHNSON K 2pt FG in the paint, driving layup made (5)	33-24	9	
00:46	45 JOHNSON K foul drawn (3)			10 STUTE M foul shooting (1 - 12)
00:46	45 JOHNSON K free throw 1 - 1 made (6)	34-24	10	
00:46	25 VESCOVI S substitution out			
00:46	35 PONS Y substitution in			
00:35				2 PIPPEN JR. S turnover travel (3)
00:35	12 BAILEY JR. V substitution out			
00:35	25 VESCOVI S substitution in			
00:22	45 JOHNSON K turnover lost ball (2)			
00:22	25 VESCOVI S substitution out			
00:22	12 BAILEY JR. V substitution in			
00:03				Timeout 30 Sec
00:01				12 THOMAS T 2pt FG from turnover outside the paint, jump shot missed
00:00				50 OBINNA E offensive rebound (1)



Official Basketball Play by Play - First Half
Vanderbilt at Tennessee
01/16/21 Thompson-Boling Arena, Knoxville, Tenn.
2020-21 Tennessee Men's Basketball

Game Time: 6:01 PM
Game Duration: 2:01
Attendance: 4,191

Officials: Chuck Jones, Terry Wymer, Owen Shortt

Game Time	TENN	Score	Diff	VANDY
END OF PERIOD				
TENN 34-24 VANDY				



Vanderbilt at Tennessee

01/16/21 Thompson-Boling Arena, Knoxville, Tenn.
2020-21 Tennessee Men's Basketball

Game Time: 6:01 PM
Game Duration: 2:01
Attendance: 4,191

Officials: Chuck Jones, Terry Wymer, Owen Shortt

Vanderbilt - 24

NO.	Name	F	Min	FG			Rebounds			Fouls		TP	AS	TO	ST	Blocks		+/-
				M-A	M-A	M-A	OR	DR	TOT	PF	FD					BS	BA	
1	Dylan Disu	F	17:17	4-5	1-2	1-2	0	4	4	0	2	10	2	0	0	0	0	-8
15	Clevon Brown	F	14:05	0-1	0-1	0-0	2	0	2	1	0	0	0	0	0	0	0	-9
2	Scotty Pippen Jr.	G	16:11	1-6	0-2	3-4	1	0	1	1	3	5	0	3	1	0	0	-20
3	Maxwell Evans	G	08:26	0-1	0-1	0-1	0	1	1	0	1	0	0	0	0	0	0	-8
5	D.J. Harvey	G	07:56	0-5	0-2	0-0	1	2	3	2	0	0	0	1	0	0	1	-8
4	Jordan Wright		08:30	1-1	0-0	2-2	1	1	2	2	2	4	0	2	0	0	0	6
10	Myles Stute		10:06	1-2	0-0	0-0	0	0	0	1	1	2	0	0	0	0	0	0
12	Trey Thomas		10:06	1-5	1-2	0-0	0	2	2	2	0	3	1	0	0	0	1	0
42	Quentin Millora-Brown		04:27	0-0	0-0	0-0	0	0	0	3	0	0	0	0	0	0	0	1
14	Isaiah Rice		01:28	0-0	0-0	0-0	0	0	0	0	0	0	0	0	0	0	0	-2
50	Ejike Obinna		01:28	0-0	0-0	0-0	1	0	1	0	0	0	0	0	0	0	0	-2
Team							0	0	0			0		0				
Totals				8-26	2-10	6-9	6	10	16	12	9	24	3	6	1	0	2	-10

Shooting By Period		
1st FG%	8-26	30.8%
3PT%	2-10	20.0%
FT%	6-9	66.7%
GM FG%	8-26	30.8%
3PT%	2-10	20.0%
FT%	6-9	66.7%

Dead Ball Rebounds: 0, 0

Technical Fouls::NONE

Tennessee - 34

NO.	Name	F	Min	FG			Rebounds			Fouls		TP	AS	TO	ST	Blocks		+/-
				M-A	M-A	M-A	OR	DR	TOT	PF	FD					BS	BA	
10	John Fulkerson	F	14:42	3-3	0-0	4-4	1	5	6	1	2	10	0	0	0	0	0	25
35	Yves Pons	F	12:58	1-4	0-2	0-0	1	3	4	1	1	2	2	0	0	1	0	14
5	Josiah-Jordan James	G	16:54	2-2	1-1	2-3	0	1	1	1	3	7	0	0	0	1	0	7
11	Jaden Springer	G	08:39	2-4	0-1	0-0	0	4	4	2	0	4	2	2	0	0	0	-2
25	Santiago Vescovi	G	15:43	1-3	1-3	0-0	1	1	2	1	1	3	2	1	1	0	0	10
12	Victor Bailey Jr.		14:06	0-2	0-2	2-2	0	1	1	1	1	2	1	1	0	0	0	0
13	Olivier Nkamhoua		01:38	0-0	0-0	0-0	0	0	0	1	0	0	0	0	0	0	0	-2
45	Keon Johnson		09:08	1-3	0-0	4-5	0	0	0	1	3	6	0	2	1	0	0	6
55	E.J. Anosike		06:12	0-2	0-0	0-2	1	0	1	0	1	0	0	0	1	0	0	-8
Team							0	0	0			0		0				
Totals				10-23	2-9	12-16	4	15	19	9	12	34	7	6	3	2	0	10

Shooting By Period		
1st FG%	10-23	43.5%
3PT%	2-9	22.2%
FT%	12-16	75%
GM FG%	10-23	43.5%
3PT%	2-9	22.2%
FT%	12-16	75.0%

Dead Ball Rebounds: 3, 0

Technical Fouls::NONE

	VANDY	TENN	Points from		Period by Period Scoring				
Biggest lead	4 (1 st 9:12)	10 (1 st 0:46)	Turnovers	7	8				
Best Scoring Run	10(1 st 9:12)	11(1 st 2:15)	Paint	10	16	1st	2nd		
Lead Changes	2		Second Chance	2	5	VANDY	24	37	61
Times Tied	0		Fast Breaks	2	4	TENN	34	47	81
Time with Lead	05:50	13:34	Bench	9	8				



Vanderbilt at Tennessee

01/16/21 Thompson-Boling Arena, Knoxville, Tenn.
2020-21 Tennessee Men's Basketball

Officials: Chuck Jones, Terry Wymer, Owen Shortt

Period 2

Quarter Starters:

TENN	5 James J	10 Fulkerson J	11 Springer J	25 Vescovi S	35 Pons Y
VANDY	1 Disu D	2 Phippen Jr. S	3 Evans M	5 Harvey D	15 Brown C

Game Time	TENN	Score	Diff	VANDY
20:00	12 BAILEY JR. V substitution out			
20:00	45 JOHNSON K substitution out			
20:00	11 SPRINGER J substitution in			
20:00	25 VESCOVI S substitution in			
20:00				10 STUTE M substitution out
20:00				12 THOMAS T substitution out
20:00				50 OBINNA E substitution out
20:00				3 EVANS M substitution in
20:00				5 HARVEY D substitution in
20:00				15 BROWN C substitution in
19:44	10 FULKERSON J 2pt FG outside the paint, jump shot missed			
19:40				15 BROWN C defensive rebound (3)
19:21	11 SPRINGER J foul shooting (3 - 1)			2 PIPPEN JR. S foul drawn (4)
19:21		34-25	9	2 PIPPEN JR. S free throw 1 - 2 made (6)
19:21	11 SPRINGER J substitution out			
19:21	45 JOHNSON K substitution in			
19:21		34-26	8	2 PIPPEN JR. S free throw 2 - 2 made (7)
19:06	45 JOHNSON K 2pt FG in the paint, driving layup made (8)	36-26	10	
18:39		36-28	8	5 HARVEY D 2pt FG in the paint, layup made (2)
18:39	45 JOHNSON K foul shooting (2 - 2)			5 HARVEY D foul drawn (1)
18:39		36-29	7	5 HARVEY D free throw 1 - 1 made (3)
18:19	10 FULKERSON J 2pt FG in the paint, layup made (12)	38-29	9	
18:19	45 JOHNSON K assist (1)			
18:06		38-32	6	2 PIPPEN JR. S 3pt FG , jump shot made (10)
17:53	10 FULKERSON J foul drawn (3)			1 DISU D foul shooting (1 - 1)
17:53	10 FULKERSON J free throw 1 - 2 made (13)	39-32	7	
17:53	45 JOHNSON K substitution out			
17:53	12 BAILEY JR. V substitution in			
17:53	10 FULKERSON J free throw 2 - 2 missed			
17:51				3 EVANS M defensive rebound (2)
17:40		39-35	4	5 HARVEY D 3pt FG , jump shot made (6)
17:40				2 PIPPEN JR. S assist (1)
17:24	5 JAMES J 2pt FG outside the paint, jump shot made (9)	41-35	6	
17:11	12 BAILEY JR. V steal (1)			2 PIPPEN JR. S turnover bad pass (4)
17:05	12 BAILEY JR. V 2pt FG in the paint, jump shot missed			
16:59				15 BROWN C defensive rebound (4)
16:53	35 PONS Y steal (1)			1 DISU D turnover lost ball (1)
16:25	5 JAMES J 3pt FG from turnover, jump shot missed			
16:21				15 BROWN C defensive rebound (5)
16:01				2 PIPPEN JR. S 3pt FG , jump shot missed
15:57	10 FULKERSON J defensive rebound (7)			
15:53	25 VESCOVI S 3pt FG , jump shot missed			
15:48				3 EVANS M defensive rebound (3)



Vanderbilt at Tennessee

01/16/21 Thompson-Boling Arena, Knoxville, Tenn.
2020-21 Tennessee Men's Basketball

Game Time: 6:01 PM
Game Duration: 2:01
Attendance: 4,191

Officials: Chuck Jones, Terry Wymer, Owen Shortt

Game Time	TENN	Score	Diff	VANDY
15:45	25 VESCOVI S foul shooting (2 - 3)			2 PIPPEN JR. S foul drawn (5)
15:45	Timeout media			
15:45	10 FULKERSON J substitution out			
15:45	11 SPRINGER J substitution in			
15:45		41-36	5	2 PIPPEN JR. S free throw 1 - 2 made (11)
15:45		41-37	4	2 PIPPEN JR. S free throw 2 - 2 made (12)
15:35	12 BAILEY JR. V 3pt FG , jump shot made (5)	44-37	7	
15:35	35 PONS Y assist (3)			
15:16	12 BAILEY JR. V foul personal (2 - 4)			1 DISU D foul drawn (3)
15:16				15 BROWN C substitution out
15:16				12 THOMAS T substitution in
15:14	35 PONS Y foul drawn (2)			1 DISU D foul offensive (2 - 2)
15:14				1 DISU D turnover offensive (2)
14:49	11 SPRINGER J 2pt FG from turnover in the paint, jump shot missed			
14:46	11 SPRINGER J offensive rebound (5)			
14:43	12 BAILEY JR. V 3pt FG from turnover second chance, jump shot missed			
14:42	25 VESCOVI S offensive rebound (3)			
14:42	25 VESCOVI S turnover out of bounds (2)			
14:42				3 EVANS M substitution out
14:42				4 WRIGHT J substitution in
14:34	11 SPRINGER J steal (1)			1 DISU D turnover lost ball (3)
14:32	11 SPRINGER J foul drawn (1)			12 THOMAS T foul personal (3 - 3)
14:28	35 PONS Y turnover lost ball (1)			12 THOMAS T steal (1)
14:23				12 THOMAS T 2pt FG from turnover in the paint, driving layup missed
14:19				4 WRIGHT J offensive rebound (3)
14:12		44-39	5	1 DISU D 2pt FG from turnover second chance in the paint, floating jump shot made (12)
14:11	5 JAMES J substitution out			
14:11	35 PONS Y substitution out			
14:11	10 FULKERSON J substitution in			
14:11	45 JOHNSON K substitution in			
14:11				4 WRIGHT J substitution out
14:11				10 STUTE M substitution in
14:03	45 JOHNSON K 2pt FG in the paint, jump shot missed			
14:00				2 PIPPEN JR. S defensive rebound (2)
13:35				5 HARVEY D 3pt FG , jump shot missed
13:32	12 BAILEY JR. V defensive rebound (2)			
13:10	10 FULKERSON J foul drawn (4)			5 HARVEY D foul personal (3 - 4)
13:10	25 VESCOVI S substitution out			
13:10	5 JAMES J substitution in			
13:10				2 PIPPEN JR. S substitution out
13:10				3 EVANS M substitution in
13:10				5 HARVEY D substitution out
13:10				20 ADELMAN M substitution in
13:00	12 BAILEY JR. V 3pt FG , jump shot made (8)	47-39	8	
13:00	45 JOHNSON K assist (2)			
12:38	11 SPRINGER J steal (2)			1 DISU D turnover lost ball (4)



Vanderbilt at Tennessee

01/16/21 Thompson-Boling Arena, Knoxville, Tenn.
2020-21 Tennessee Men's Basketball

Game Time: 6:01 PM
Game Duration: 2:01
Attendance: 4,191

Officials: Chuck Jones, Terry Wymer, Owen Shortt

Game Time	TENN	Score	Diff	VANDY
12:33	12 BAILEY JR. V 3pt FG fast break from turnover, jump shot made (11)	50-39	11	
12:33	11 SPRINGER J assist (3)			
12:25				Timeout 30 Sec
12:25				20 ADELMAN M substitution out
12:25				4 WRIGHT J substitution in
12:15				10 STUTE M 3pt FG , jump shot missed
12:11	11 SPRINGER J defensive rebound (6)			
12:04	45 JOHNSON K 3pt FG , jump shot made (11)	53-39	14	
12:04	11 SPRINGER J assist (4)			
11:43				4 WRIGHT J turnover travel (3)
11:43				Timeout media
11:43				3 EVANS M substitution out
11:43				12 THOMAS T substitution out
11:43				2 PIPPEN JR. S substitution in
11:43				15 BROWN C substitution in
11:23	12 BAILEY JR. V foul drawn (2)			2 PIPPEN JR. S foul personal (2 - 5)
11:21	11 SPRINGER J 3pt FG from turnover, jump shot made (7)	56-39	17	
11:21	10 FULKERSON J assist (1)			
10:57		56-41	15	1 DISU D 2pt FG in the paint, layup made (14)
10:57	5 JAMES J foul shooting (2 - 5)			1 DISU D foul drawn (4)
10:57		56-42	14	1 DISU D free throw 1 - 1 made (15)
10:45	11 SPRINGER J 3pt FG , jump shot missed			
10:40				1 DISU D defensive rebound (5)
10:23				2 PIPPEN JR. S 3pt FG , jump shot missed
10:19	11 SPRINGER J defensive rebound (7)			
10:17	45 JOHNSON K 2pt FG in the paint, layup missed			
10:15				defensive rebound (25)
10:15	11 SPRINGER J substitution out			
10:15	25 VESCOVI S substitution in			
09:59	12 BAILEY JR. V foul personal (3 - 6)			2 PIPPEN JR. S foul drawn (6)
09:59	10 FULKERSON J substitution out			
09:59	12 BAILEY JR. V substitution out			
09:59	11 SPRINGER J substitution in			
09:59	35 PONS Y substitution in			
09:47	45 JOHNSON K foul drawn (4)			1 DISU D foul offensive (3 - 6)
09:47				1 DISU D turnover offensive (5)
09:47				1 DISU D substitution out
09:47				5 HARVEY D substitution in
09:20	11 SPRINGER J 2pt FG from turnover in the paint, layup missed			
09:17				10 STUTE M defensive rebound (1)
09:15		56-44	12	2 PIPPEN JR. S 2pt FG fast break in the paint, layup made (14)
09:15				10 STUTE M assist (1)
09:12	11 SPRINGER J substitution out			
09:12	12 BAILEY JR. V substitution in			
08:45	35 PONS Y 2pt FG in the paint, driving layup made (4)	58-44	14	
08:33		58-46	12	2 PIPPEN JR. S 2pt FG in the paint, layup made (16)
08:08	25 VESCOVI S foul drawn (2)			15 BROWN C foul personal (2 - 7)
08:08	25 VESCOVI S 1&1 free throw 1 made (4)	59-46	13	



Vanderbilt at Tennessee

01/16/21 Thompson-Boling Arena, Knoxville, Tenn.
2020-21 Tennessee Men's Basketball

Game Time: 6:01 PM
Game Duration: 2:01
Attendance: 4,191

Officials: Chuck Jones, Terry Wymer, Owen Shortt

Game Time	TENN	Score	Diff	VANDY
08:08	25 VESCOVI S 1&1 free throw 2 made (5)	60-46	14	
07:56		60-48	12	2 PIPPEN JR. S 2pt FG in the paint, layup made (18)
07:51	25 VESCOVI S foul drawn (3)			2 PIPPEN JR. S foul personal (3 - 8)
07:51	Timeout media			
07:51	12 BAILEY JR. V substitution out			
07:51	11 SPRINGER J substitution in			
07:51	25 VESCOVI S 1&1 free throw 1 made (6)	61-48	13	
07:51	25 VESCOVI S 1&1 free throw 2 made (7)	62-48	14	
07:41	11 SPRINGER J steal (3)			2 PIPPEN JR. S turnover bad pass (5)
07:36	11 SPRINGER J foul drawn (2)			2 PIPPEN JR. S foul shooting (4 - 9)
07:36	11 SPRINGER J free throw 1 - 2 missed			
07:36	offensive dead ball rebound (4)			
07:36				2 PIPPEN JR. S substitution out
07:36				15 BROWN C substitution out
07:36				1 DISU D substitution in
07:36				12 THOMAS T substitution in
07:36	11 SPRINGER J free throw 2 - 2 made (8)	63-48	15	
07:28	jump ball situation			
07:22	45 JOHNSON K foul personal (3 - 7)			10 STUTE M foul drawn (2)
07:22	45 JOHNSON K substitution out			
07:22	10 FULKERSON J substitution in			
07:22		63-49	14	10 STUTE M 1&1 free throw 1 made (3)
07:22				10 STUTE M 1&1 free throw 2 missed
07:21	35 PONS Y defensive rebound (5)			
07:08	5 JAMES J 3pt FG , jump shot missed			
07:02				4 WRIGHT J defensive rebound (4)
06:39		63-52	11	5 HARVEY D 3pt FG , jump shot made (9)
06:39				10 STUTE M assist (2)
06:20	Timeout 30 Sec			
06:09	25 VESCOVI S 3pt FG , jump shot missed			
06:06				5 HARVEY D defensive rebound (4)
05:46				10 STUTE M 3pt FG , jump shot missed
05:42	10 FULKERSON J defensive rebound (8)			
05:23	35 PONS Y foul drawn (3)			5 HARVEY D foul personal (4 - 10)
05:23	35 PONS Y free throw 1 - 2 missed			
05:23	offensive dead ball rebound (5)			
05:23	5 JAMES J substitution out			
05:23	11 SPRINGER J substitution out			
05:23	12 BAILEY JR. V substitution in			
05:23	45 JOHNSON K substitution in			
05:23				10 STUTE M substitution out
05:23				2 PIPPEN JR. S substitution in
05:23	35 PONS Y free throw 2 - 2 made (5)	64-52	12	
05:09				12 THOMAS T 3pt FG , jump shot missed
05:07	12 BAILEY JR. V defensive rebound (3)			
05:08	25 VESCOVI S foul drawn (4)			4 WRIGHT J foul personal (3 - 11)
05:08	25 VESCOVI S free throw 1 - 2 missed			
05:08	offensive dead ball rebound (6)			
05:08	25 VESCOVI S free throw 2 - 2 made (8)	65-52	13	



Vanderbilt at Tennessee

01/16/21 Thompson-Boling Arena, Knoxville, Tenn.
2020-21 Tennessee Men's Basketball

Game Time: 6:01 PM
Game Duration: 2:01
Attendance: 4,191

Officials: Chuck Jones, Terry Wymer, Owen Shortt

Game Time	TENN	Score	Diff	VANDY
04:38				12 THOMAS T 3pt FG , jump shot missed
04:36	45 JOHNSON K defensive rebound (1)			
04:35	45 JOHNSON K foul drawn (5)			5 HARVEY D foul personal (5 - 12)
04:35				5 HARVEY D substitution out
04:35				10 STUTE M substitution in
04:35	45 JOHNSON K free throw 1 - 2 made (12)	66-52	14	
04:35	45 JOHNSON K free throw 2 - 2 made (13)	67-52	15	
04:25	25 VESCOVI S foul drawn (5)			2 PIPPEN JR. S foul offensive (5 - 13)
04:25				2 PIPPEN JR. S turnover offensive (6)
04:25				2 PIPPEN JR. S substitution out
04:25				3 EVANS M substitution in
04:14	45 JOHNSON K 2pt FG from turnover in the paint, layup made (15)	69-52	17	
04:14	35 PONS Y assist (4)			
04:14	45 JOHNSON K foul drawn (6)			4 WRIGHT J foul shooting (4 - 14)
04:14	45 JOHNSON K free throw 1 - 1 made (16)	70-52	18	
04:02				1 DISU D 3pt FG , jump shot missed
03:58	45 JOHNSON K defensive rebound (2)			
03:52	35 PONS Y 3pt FG , jump shot missed			
03:47				3 EVANS M defensive rebound (4)
03:44				3 EVANS M 3pt FG , jump shot missed
03:39	25 VESCOVI S defensive rebound (4)			
03:24	10 FULKERSON J 2pt FG in the paint, alleyoop made (15)	72-52	20	
03:24	25 VESCOVI S assist (3)			
03:11		72-54	18	4 WRIGHT J 2pt FG in the paint, layup made (6)
03:11	35 PONS Y foul shooting (2 - 8)			4 WRIGHT J foul drawn (3)
03:11	Timeout media			
03:11	10 FULKERSON J substitution out			
03:11	35 PONS Y substitution out			
03:11	5 JAMES J substitution in			
03:11	13 NKAMHOUA O substitution in			
03:11		72-55	17	4 WRIGHT J free throw 1 - 1 made (7)
02:41	turnover shot clock (9)			
02:19				12 THOMAS T 3pt FG from turnover, jump shot missed
02:15	45 JOHNSON K defensive rebound (3)			
02:08	13 NKAMHOUA O 2pt FG fast break in the paint, jump shot made (2)	74-55	19	
02:08	45 JOHNSON K assist (3)			
01:55	13 NKAMHOUA O foul personal (2 - 9)			4 WRIGHT J foul drawn (4)
01:55	12 BAILEY JR. V substitution out			
01:55	25 VESCOVI S substitution out			
01:55	45 JOHNSON K substitution out			
01:55	0 GAINES D substitution in			
01:55	11 SPRINGER J substitution in			
01:55	33 PLAVSIC U substitution in			
01:55				4 WRIGHT J 1&1 free throw 1 missed
01:54				3 EVANS M offensive rebound (5)
01:47				4 WRIGHT J 2pt FG second chance in the paint, layup missed
01:44	33 PLAVSIC U defensive rebound (1)			
01:41	0 GAINES D foul drawn (1)			3 EVANS M foul personal (1 - 15)



Official Basketball Play by Play - Second Half

Vanderbilt at Tennessee

01/16/21 Thompson-Boling Arena, Knoxville, Tenn.
2020-21 Tennessee Men's Basketball

Game Time: 6:01 PM

Game Duration: 2:01

Attendance: 4,191

Officials: Chuck Jones, Terry Wymer, Owen Shortt

Game Time	TENN	Score	Diff	VANDY
01:41	0 GAINES D free throw 1 - 2 missed			
01:41	offensive dead ball rebound (7)			
01:41	13 NKAMHOUA O substitution out			
01:41	3 PEMBER D substitution in			
01:41	0 GAINES D free throw 2 - 2 made (1)	75-55	20	
01:23		75-57	18	1 DISU D 2pt FG outside the paint, floating jump shot made (17)
01:12	11 SPRINGER J 2pt FG in the paint, jump shot made (10)	77-57	20	
01:10	5 JAMES J substitution out			
01:10	13 NKAMHOUA O substitution in			
01:10	Timeout 30 Sec			
01:00	3 PEMBER D steal (1)			10 STUTE M turnover bad pass (1)
00:51	0 GAINES D 2pt FG from turnover in the paint, layup made (3)	79-57	22	
00:51	11 SPRINGER J assist (5)			
00:44	33 PLAVSIC U foul personal (1 - 10)			1 DISU D foul drawn (5)
00:44		79-58	21	1 DISU D free throw 1 - 2 made (18)
00:44		79-59	20	1 DISU D free throw 2 - 2 made (19)
00:44				1 DISU D substitution out
00:44				34 ODUSIPE A substitution in
00:32	33 PLAVSIC U 2pt FG in the paint, hook shot made (2)	81-59	22	
00:32	0 GAINES D assist (1)			
00:24				12 THOMAS T 2pt FG in the paint, jump shot blocked
00:24	33 PLAVSIC U block (1)			
00:24				offensive rebound (31)
00:17		81-61	20	4 WRIGHT J 2pt FG second chance in the paint, driving layup made (9)
END OF GAME				
TENN 81-61 VANDY				



Vanderbilt at Tennessee

01/16/21 Thompson-Boling Arena, Knoxville, Tenn.
2020-21 Tennessee Men's Basketball

Game Time: 6:01 PM
Game Duration: 2:01
Attendance: 4,191

Officials: Chuck Jones, Terry Wymer, Owen Shortt

Vanderbilt - 37

NO.	Name	Min	FG			Rebounds			Fouls		TP	AS	TO	ST	Blocks		+/-
			M-A	3P	FT	OR	DR	TOT	PF	FD					BS	BA	
1	Dylan Disu	F 17:05	3-4	0-1	3-3	0	1	1	3	3	9	0	5	0	0	0	-10
15	Clevon Brown	F 08:51	0-0	0-0	0-0	0	3	3	1	0	0	0	0	0	0	0	3
2	Scotty Pippen Jr.	G 11:55	4-6	1-3	4-4	0	1	1	4	3	13	1	3	0	0	0	1
3	Maxwell Evans	G 11:10	0-1	0-1	0-0	1	3	4	1	0	0	0	0	0	0	0	-11
5	D.J. Harvey	G 12:02	3-4	2-3	1-1	0	1	1	3	1	9	0	0	0	0	0	6
50	Ejike Obinna	00:00															
12	Trey Thomas	11:09	0-5	0-3	0-0	0	0	0	1	0	0	0	0	1	0	1	-13
4	Jordan Wright	12:56	2-3	0-0	1-2	1	1	2	2	2	5	0	1	0	0	0	-7
10	Myles Stute	13:23	0-2	0-2	1-2	0	1	1	0	1	1	2	1	0	0	0	-13
20	Max Adelman	00:45	0-0	0-0	0-0	0	0	0	0	0	0	0	0	0	0	0	-6
34	Akeem Odusipe	00:44	0-0	0-0	0-0	0	0	0	0	0	0	0	0	0	0	0	0
Team						1	1	2			0		0				
Totals			12-25	3-13	10-12	3	12	15	15	10	37	3	10	1	0	1	-10

Shooting By Period		
2 nd FG%	12-25	48.0%
3PT%	3-13	23.1%
FT%	10-12	83.3%
GM FG%	12-25	48.0%
3PT%	3-13	23.1%
FT%	10-12	83.3%

Dead Ball Rebounds: 0, 0

Technical Fouls::NONE

Tennessee - 47

NO.	Name	Min	FG			Rebounds			Fouls		TP	AS	TO	ST	Blocks		+/-
			M-A	3P	FT	OR	DR	TOT	PF	FD					BS	BA	
10	John Fulkerson	F 12:38	2-3	0-0	1-2	0	2	2	0	2	5	1	0	0	0	0	8
35	Yves Pons	F 12:37	1-2	0-1	1-2	0	1	1	1	2	3	2	1	1	0	0	-1
5	Josiah-Jordan James	G 15:37	1-3	0-2	0-0	0	0	0	1	0	2	0	0	0	0	0	3
11	Jaden Springer	G 11:19	2-5	1-2	1-2	1	2	3	1	2	6	3	0	3	0	0	5
25	Santiago Vescovi	G 15:10	0-2	0-2	5-6	1	1	2	1	4	5	1	1	0	0	0	0
45	Keon Johnson	11:45	3-5	1-1	3-3	0	3	3	2	3	10	3	0	0	0	0	16
12	Victor Bailey Jr.	12:43	3-5	3-4	0-0	0	2	2	2	1	9	0	0	1	0	0	15
13	Olivier Nkamhoua	02:40	1-1	0-0	0-0	0	0	0	1	0	2	0	0	0	0	0	1
0	Davonte Gaines	01:55	1-1	0-0	1-2	0	0	0	0	1	3	1	0	0	0	0	1
33	Uros Plavsic	01:55	1-1	0-0	0-0	0	1	1	1	0	2	0	0	0	1	0	1
3	Drew Pember	01:41	0-0	0-0	0-0	0	0	0	0	0	0	0	0	1	0	0	1
Team						0	0	0			0		1				
Totals			15-28	5-12	12-17	2	12	14	10	15	47	11	3	6	1	0	10

Shooting By Period		
2 nd FG%	15-28	53.6%
3PT%	5-12	41.7%
FT%	12-17	70.6%
GM FG%	15-28	53.6%
3PT%	5-12	41.7%
FT%	12-17	70.6%

Dead Ball Rebounds: 4, 0

Technical Fouls::NONE

	VANDY	TENN
Biggest lead	0 (1 st 20:00)	22 (2 nd 0:51)
Best Scoring Run	5(2 nd 9:15)	12(2 nd 11:21)
Lead Changes	0	
Times Tied	0	
Time with Lead	00:00	19:44

Points from	VANDY	TENN
Turnovers	2	12
Paint	16	18
Second Chance	4	0
Fast Breaks	2	5
Bench	6	26

	Period by Period Scoring		
	1st	2nd	TOT
VANDY	24	37	61
TENN	34	47	81



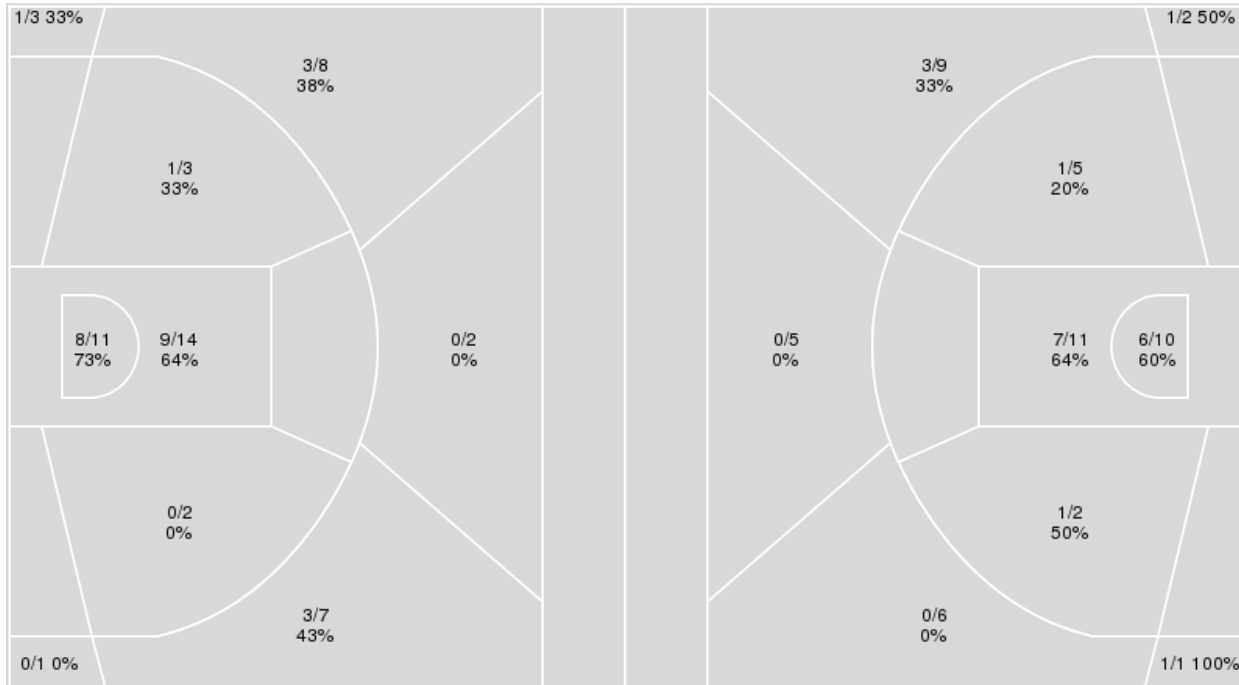
Officials: Chuck Jones, Terry Wymer, Owen Shortt

{ Players => All; } FG Types => All; Results => All;

{ Players => All; } FG Types => All; Results => All;

Tennessee

Vanderbilt



Tennessee	M/A	%
Field Goals	25/51	49
2 Points	18/30	60
3 Points	7/21	33
Free Throws	24/33	73

Vanderbilt	M/A	%
Field Goals	20/51	39
2 Points	15/28	54
3 Points	5/23	22
Free Throws	16/21	76



Vanderbilt at Tennessee

01/16/21 Thompson-Boling Arena, Knoxville, Tenn.
2020-21 Tennessee Men's Basketball

Game Time: 6:01 PM
Game Duration: 2:01
Attendance: 4,191

Officials: Chuck Jones, Terry Wymer, Owen Shortt

Vanderbilt

No	Name	Mins		Score		Points Diff		Points per Min		Assists		Rebounds		Steals		Turnovers	
		On	Off	On	Off	On	Off	On	Off	On	Off	On	Off	On	Off	On	Off
1	Dylan Disu	34:22	05:38	49 - 67	12 - 14	-18	-2	1.43	2.13	5	1	26	5	2	0	14	2
2	Scotty Pippen Jr.	28:06	11:54	38 - 57	23 - 24	-19	-1	1.35	1.93	3	3	22	9	2	0	13	3
3	Maxwell Evans	19:36	20:24	29 - 48	32 - 33	-19	-1	1.48	1.57	2	4	14	17	1	1	9	7
4	Jordan Wright	21:26	18:34	39 - 40	22 - 41	-1	-19	1.82	1.18	4	2	18	13	1	1	8	8
5	D.J. Harvey	19:58	20:02	31 - 33	30 - 48	-2	-18	1.55	1.50	4	2	16	15	2	0	8	8
10	Myles Stute	23:29	16:31	39 - 52	22 - 29	-13	-7	1.66	1.33	4	2	17	14	0	2	8	8
12	Trey Thomas	21:15	18:45	32 - 45	29 - 36	-13	-7	1.51	1.55	3	3	15	16	1	1	8	8
14	Isaiah Rice	01:28	38:32	0 - 2	61 - 79	-2	-18	0.00	1.58	0	6	2	29	0	2	1	15
15	Clevon Brown	22:56	17:04	35 - 41	26 - 40	-6	-14	1.53	1.52	4	2	22	9	1	1	8	8
20	Max Adelman	00:45	39:15	0 - 6	61 - 75	-6	-14	0.00	1.55	0	6	0	31	0	2	1	15
34	Akeem Odusipe	00:44	39:16	2 - 2	59 - 79	0	-20	2.73	1.50	0	6	1	30	0	2	0	16
42	Quentin Millora-Brown	04:27	35:33	9 - 8	52 - 73	1	-21	2.02	1.46	1	5	1	30	0	2	1	15
50	Ejike Obinna	01:28	38:32	2 - 4	59 - 77	-2	-18	1.36	1.53	0	6	1	30	0	2	1	15

Tennessee

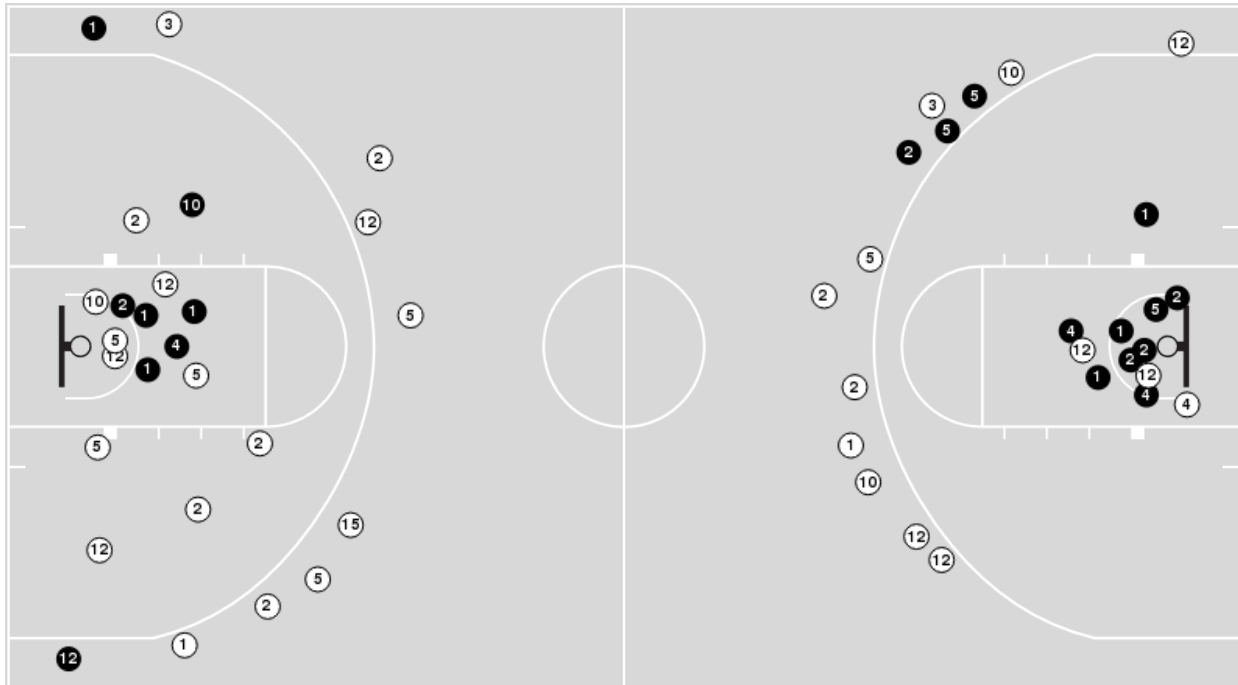
No	Name	Mins		Score		Points Diff		Points per Min		Assists		Rebounds		Steals		Turnovers	
		On	Off	On	Off	On	Off	On	Off	On	Off	On	Off	On	Off	On	Off
0	Davonte Gaines	01:55	38:05	7 - 6	74 - 55	1	19	3.65	1.94	2	16	1	32	1	8	0	9
3	Drew Pember	01:41	38:19	7 - 6	74 - 55	1	19	4.16	1.93	2	16	0	33	1	8	0	9
5	Josiah-Jordan James	32:31	07:29	60 - 50	21 - 11	10	10	1.85	2.81	13	5	24	9	7	2	8	1
10	John Fulkerson	27:20	12:40	62 - 29	19 - 32	33	-13	2.27	1.50	14	4	26	7	6	3	4	5
11	Jaden Springer	19:58	20:02	34 - 31	47 - 30	3	17	1.70	2.35	10	8	16	17	5	4	4	5
12	Victor Bailey Jr.	26:49	13:11	55 - 40	26 - 21	15	5	2.05	1.97	11	7	24	9	5	4	6	3
13	Olivier Nkamhoua	04:18	35:42	8 - 9	73 - 52	-1	21	1.86	2.04	3	15	2	31	1	8	2	7
25	Santiago Vescovi	30:53	09:07	57 - 47	24 - 14	10	10	1.85	2.63	10	8	28	5	6	3	7	2
33	Uros Plavsic	01:55	38:05	7 - 6	74 - 55	1	19	3.65	1.94	2	16	1	32	1	8	0	9
35	Yves Pons	25:35	14:25	49 - 36	32 - 25	13	7	1.92	2.22	10	8	21	12	6	3	6	3
45	Keon Johnson	20:53	19:07	53 - 31	28 - 30	22	-2	2.54	1.46	12	6	15	18	5	4	6	3
55	E.J. Anosike	06:12	33:48	6 - 14	75 - 47	-8	28	0.97	2.22	1	17	7	26	1	8	2	7



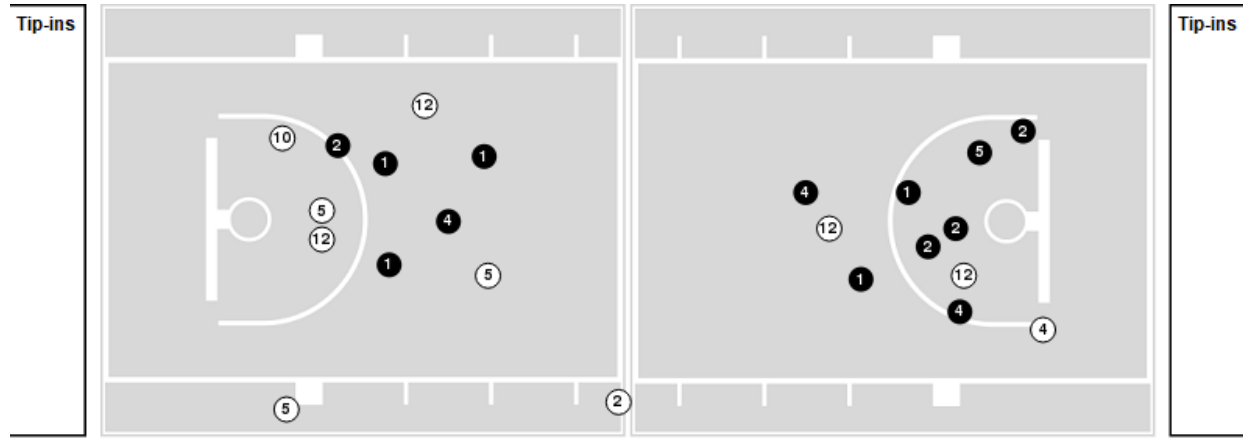
Officials: Chuck Jones, Terry Wymer, Owen Shortt

Players => AllFG Types=>AllResults=>All
Vanderbilt

All Field Goals



Blow Up Chart



● Made ○ Missed N - Player Number

Vanderbilt	M/A	%
Field Goals	20/51	39
2 Points	15/28	54
3 Points	5/23	22
Free Throws	16/21	76

Vanderbilt	M/A	%
Points in the Paint	26 (13 / 21)	62
Fast Break Points	4 (2/2)	100
Second Chance Points	6 (4/8)	50
Effective FG%	44	

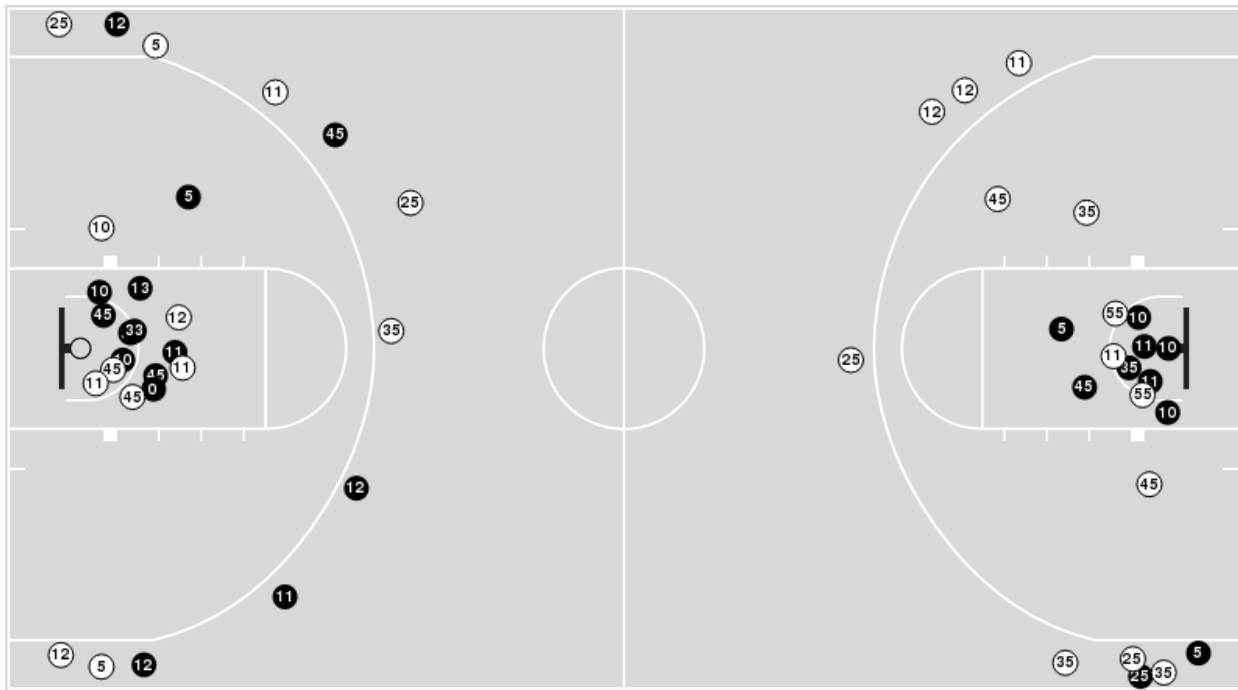


Officials: Chuck Jones, Terry Wymer, Owen Shortt

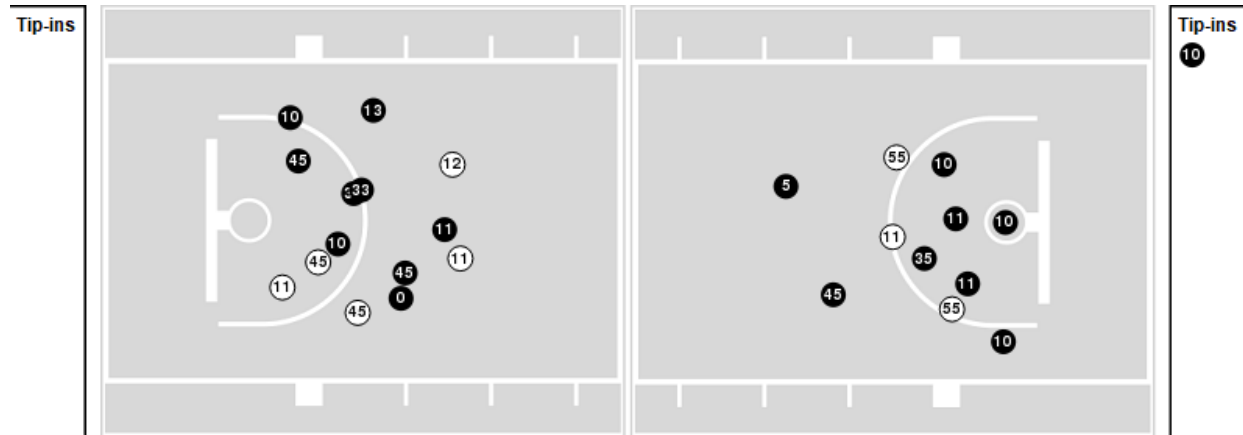
Players => AllFG Types=>AllResults=>All

Tennessee

All Field Goals



Blow Up Chart



● Made ○ Missed N - Player Number

Tennessee	M/A	%
Field Goals	25/51	49
2 Points	18/30	60
3 Points	7/21	33
Free Throws	24/33	73

Tennessee	M/A	%
Points in the Paint	34 (17 / 25)	68
Fast Break Points	9 (4/4)	100
Second Chance Points	5 (4/9)	44
Effective FG%	56	



Vanderbilt at Tennessee

01/16/21 Thompson-Boling Arena, Knoxville, Tenn.
2020-21 Tennessee Men's Basketball

Game Time: 6:01 PM
Game Duration: 2:01
Attendance: 4,191

Officials: Chuck Jones, Terry Wymer, Owen Shortt

Vanderbilt

Lineup	Quarter On	Time On	Quarter Off	Time Off	Time on Court	Score	Score Diff	Reb	Stl	Tov	Ass	PPP
1- Disu D/2- Phippen Jr. S/3- Evans M/5- Harvey D/15- Brown C/	1	20:00	1	15:43	04:17	4-7	-3	2	0	1	0	0.5814
1- Disu D/2- Phippen Jr. S/3- Evans M/4- Wright J/15- Brown C/	1	15:43	1	15:20	00:23	1-2	-1	0	0	0	0	2.2727
2- Phippen Jr. S/4- Wright J/10- Stute M/12- Thomas T/15- Brown C/	1	15:20	1	15:00	00:20	1-0	1	2	0	0	0	8.3333
2- Phippen Jr. S/4- Wright J/10- Stute M/12- Thomas T/42- Millora-Brown Q/	1	15:00	1	12:37	02:23	3-6	-3	1	0	1	0	0.6757
1- Disu D/4- Wright J/10- Stute M/12- Thomas T/42- Millora-Brown Q/	1	12:37	1	11:20	01:17	5-0	5	0	0	0	1	2.5000
1- Disu D/4- Wright J/10- Stute M/12- Thomas T/15- Brown C/	1	11:20	1	08:48	02:32	5-0	5	4	0	0	1	1.2500
1- Disu D/2- Phippen Jr. S/5- Harvey D/14- Rice I/15- Brown C/	1	08:48	1	07:20	01:28	0-2	-2	2	0	1	0	0.0000
1- Disu D/2- Phippen Jr. S/3- Evans M/5- Harvey D/15- Brown C/	1	07:20	1	05:09	02:11	2-5	-3	2	1	1	1	0.5814
1- Disu D/2- Phippen Jr. S/3- Evans M/4- Wright J/15- Brown C/	1	05:09	1	03:34	01:35	0-1	-1	2	0	1	0	0.0000
1- Disu D/2- Phippen Jr. S/10- Stute M/12- Thomas T/15- Brown C/	1	03:34	1	02:15	01:19	0-5	-5	0	0	0	0	0.0000
1- Disu D/2- Phippen Jr. S/10- Stute M/12- Thomas T/42- Millora-Brown Q/	1	02:15	1	01:28	00:47	1-2	-1	0	0	0	0	1.1364
1- Disu D/2- Phippen Jr. S/10- Stute M/12- Thomas T/50- Obinna E/	1	01:28	2	20:00	01:28	2-4	-2	1	0	1	0	1.0000
1- Disu D/2- Phippen Jr. S/3- Evans M/5- Harvey D/15- Brown C/	2	20:00	2	15:16	04:44	13-10	3	5	0	2	1	1.5854
1- Disu D/2- Phippen Jr. S/3- Evans M/5- Harvey D/12- Thomas T/	2	15:16	2	14:42	00:34	0-0	0	0	0	1	0	0.0000
1- Disu D/2- Phippen Jr. S/4- Wright J/5- Harvey D/12- Thomas T/	2	14:42	2	14:11	00:31	2-0	2	1	1	1	0	1.0000
1- Disu D/2- Phippen Jr. S/5- Harvey D/10- Stute M/12- Thomas T/	2	14:11	2	13:10	01:01	0-0	0	1	0	0	0	0.0000
1- Disu D/3- Evans M/5- Harvey D/10- Stute M/12- Thomas T/	2	13:10	2	13:10	00:00	0-0	0	0	0	0	0	0.0000
1- Disu D/3- Evans M/10- Stute M/12- Thomas T/20- Adelman M/	2	13:10	2	12:25	00:45	0-6	-6	0	0	1	0	0.0000
1- Disu D/3- Evans M/4- Wright J/10- Stute M/12- Thomas T/	2	12:25	2	11:43	00:42	0-3	-3	0	0	1	0	0.0000
1- Disu D/2- Phippen Jr. S/4- Wright J/10- Stute M/15- Brown C/	2	11:43	2	09:47	01:56	3-3	0	2	0	1	0	0.8721
2- Phippen Jr. S/4- Wright J/5- Harvey D/10- Stute M/15- Brown C/	2	09:47	2	07:36	02:11	6-6	0	1	0	1	1	1.5000
1- Disu D/4- Wright J/5- Harvey D/10- Stute M/12- Thomas T/	2	07:36	2	05:23	02:13	4-1	3	2	0	0	1	1.3889
1- Disu D/2- Phippen Jr. S/4- Wright J/5- Harvey D/12- Thomas T/	2	05:23	2	04:35	00:48	0-2	-2	0	0	0	0	0.0000
1- Disu D/2- Phippen Jr. S/4- Wright J/10- Stute M/12- Thomas T/	2	04:35	2	04:25	00:10	0-2	-2	0	0	1	0	0.0000
1- Disu D/3- Evans M/4- Wright J/10- Stute M/12- Thomas T/	2	04:25	2	00:44	03:41	7-12	-5	2	0	1	0	0.9021
3- Evans M/4- Wright J/10- Stute M/12- Thomas T/34- Odusipe A/	2	00:44	2	00:00	00:44	2-2	0	1	0	0	0	2.0000



Vanderbilt at Tennessee

01/16/21 Thompson-Boling Arena, Knoxville, Tenn.
2020-21 Tennessee Men's Basketball

Game Time: 6:01 PM
Game Duration: 2:01
Attendance: 4,191

Officials: Chuck Jones, Terry Wymer, Owen Shortt

Tennessee

Lineup	Quarter On	Time On	Quarter Off	Time Off	Time on Court	Score	Score Diff	Reb	Stl	Tov	Ass	PPP
5- James J/ 10- Fulkerson J/ 11- Springer J/ 25- Vescovi S/ 35- Pons Y/	1	20:00	1	16:38	03:22	7-1	6	4	0	0	2	1.4000
5- James J/ 12- Bailey Jr. V/ 13- Nkamhoua O/ 35- Pons Y/ 45- Johnson K/	1	16:38	1	15:43	00:55	0-3	-3	0	0	1	0	0.0000
10- Fulkerson J/ 12- Bailey Jr. V/ 13- Nkamhoua O/ 25- Vescovi S/ 45- Johnson K/	1	15:43	1	15:00	00:43	2-1	1	0	0	0	0	2.2727
10- Fulkerson J/ 12- Bailey Jr. V/ 25- Vescovi S/ 45- Johnson K/ 55- Anosike E/	1	15:00	1	12:37	02:23	6-4	2	4	1	1	1	1.2295
5- James J/ 11- Springer J/ 12- Bailey Jr. V/ 25- Vescovi S/ 55- Anosike E/	1	12:37	1	08:48	03:49	0-10	-10	3	0	1	0	0.0000
5- James J/ 10- Fulkerson J/ 11- Springer J/ 35- Pons Y/ 45- Johnson K/	1	08:48	1	07:20	01:28	2-0	2	1	1	1	1	0.6667
5- James J/ 10- Fulkerson J/ 12- Bailey Jr. V/ 35- Pons Y/ 45- Johnson K/	1	07:20	1	05:59	01:21	3-2	1	1	0	0	1	1.0417
5- James J/ 10- Fulkerson J/ 25- Vescovi S/ 35- Pons Y/ 45- Johnson K/	1	05:59	1	05:09	00:50	2-0	2	1	1	1	1	1.0000
5- James J/ 10- Fulkerson J/ 12- Bailey Jr. V/ 25- Vescovi S/ 35- Pons Y/	1	05:09	1	01:28	03:41	9-1	8	5	0	0	1	1.7717
5- James J/ 12- Bailey Jr. V/ 25- Vescovi S/ 35- Pons Y/ 45- Johnson K/	1	01:28	1	00:53	00:34	0-2	-2	0	0	0	0	0.0000
5- James J/ 10- Fulkerson J/ 12- Bailey Jr. V/ 25- Vescovi S/ 45- Johnson K/	1	00:53	1	00:46	00:07	3-0	3	0	0	0	0	2.0833
5- James J/ 10- Fulkerson J/ 12- Bailey Jr. V/ 35- Pons Y/ 45- Johnson K/	1	00:46	1	00:35	00:11	0-0	0	0	0	0	0	0.0000
5- James J/ 10- Fulkerson J/ 25- Vescovi S/ 35- Pons Y/ 45- Johnson K/	1	00:35	1	00:22	00:14	0-0	0	0	0	1	0	0.0000
5- James J/ 10- Fulkerson J/ 12- Bailey Jr. V/ 35- Pons Y/ 45- Johnson K/	1	00:22	2	20:00	00:22	0-0	0	0	0	0	0	0.0000
5- James J/ 10- Fulkerson J/ 11- Springer J/ 25- Vescovi S/ 35- Pons Y/	2	20:00	2	19:21	00:39	0-1	-1	0	0	0	0	0.0000
5- James J/ 10- Fulkerson J/ 25- Vescovi S/ 35- Pons Y/ 45- Johnson K/	2	19:21	2	17:53	01:28	5-7	-2	0	0	0	1	2.0492
5- James J/ 10- Fulkerson J/ 12- Bailey Jr. V/ 25- Vescovi S/ 35- Pons Y/	2	17:53	2	15:45	02:08	2-3	-1	1	2	0	0	0.4505
5- James J/ 11- Springer J/ 12- Bailey Jr. V/ 25- Vescovi S/ 35- Pons Y/	2	15:45	2	14:11	01:34	3-4	-1	2	1	2	1	1.0000
10- Fulkerson J/ 11- Springer J/ 12- Bailey Jr. V/ 25- Vescovi S/ 45- Johnson K/	2	14:11	2	13:10	01:01	0-0	0	1	0	0	0	0.0000
5- James J/ 10- Fulkerson J/ 11- Springer J/ 12- Bailey Jr. V/ 45- Johnson K/	2	13:10	2	10:15	02:55	12-3	9	2	1	0	4	2.0000
5- James J/ 10- Fulkerson J/ 12- Bailey Jr. V/ 25- Vescovi S/ 45- Johnson K/	2	10:15	2	09:59	00:16	0-0	0	0	0	0	0	0.0000
5- James J/ 11- Springer J/ 25- Vescovi S/ 35- Pons Y/ 45- Johnson K/	2	09:59	2	09:12	00:47	0-2	-2	0	0	0	0	0.0000
5- James J/ 12- Bailey Jr. V/ 25- Vescovi S/ 35- Pons Y/ 45- Johnson K/	2	09:12	2	07:51	01:21	4-4	0	0	0	0	0	2.1277
5- James J/ 11- Springer J/ 25- Vescovi S/ 35- Pons Y/ 45- Johnson K/	2	07:51	2	07:22	00:29	3-0	3	0	1	0	0	1.7045
5- James J/ 10- Fulkerson J/ 11- Springer J/ 25- Vescovi S/ 35- Pons Y/	2	07:22	2	05:23	01:59	0-4	-4	2	0	0	0	0.0000
10- Fulkerson J/ 12- Bailey Jr. V/ 25- Vescovi S/ 35- Pons Y/ 45- Johnson K/	2	05:23	2	03:11	02:12	9-2	7	4	0	0	2	1.5957
5- James J/ 12- Bailey Jr. V/ 13- Nkamhoua O/ 25- Vescovi S/ 45- Johnson K/	2	03:11	2	01:55	01:16	2-1	1	1	0	1	1	1.0000
0- Gaines D/ 5- James J/ 11- Springer J/ 13- Nkamhoua O/ 33- Plavsic U/	2	01:55	2	01:41	00:14	0-0	0	1	0	0	0	0.0000
0- Gaines D/ 3- Pember D/ 5- James J/ 11- Springer J/ 33- Plavsic U/	2	01:41	2	01:10	00:31	3-2	1	0	0	0	0	2.0833
0- Gaines D/ 3- Pember D/ 11- Springer J/ 13- Nkamhoua O/ 33- Plavsic U/	2	01:10	2	00:00	01:10	4-4	0	0	1	0	2	2.0000



Officials: Chuck Jones, Terry Wymer, Owen Shortt

Vanderbilt

Lineup	Time	Score	Score Diff	Pts/Min	Reb	Stl	Tov	Ass	PPP
1- Disu D/ 2- Pippen Jr. S/ 3- Evans M/ 5- Harvey D/ 15- Brown C/	11:12	19-22	-3	1.6964	9	1	4	2	1.0259
1- Disu D/ 3- Evans M/ 4- Wright J/ 10- Stute M/ 12- Thomas T/	04:23	7-15	-8	1.5970	2	0	2	0	0.7172
1- Disu D/ 4- Wright J/ 10- Stute M/ 12- Thomas T/ 15- Brown C/	02:32	5-0	5	1.9737	4	0	0	1	1.2500
2- Pippen Jr. S/ 4- Wright J/ 10- Stute M/ 12- Thomas T/ 42- Millora-Brown Q/	02:23	3-6	-3	1.2587	1	0	1	0	0.6757
1- Disu D/ 4- Wright J/ 5- Harvey D/ 10- Stute M/ 12- Thomas T/	02:13	4-1	3	1.8045	2	0	0	1	1.3889
2- Pippen Jr. S/ 4- Wright J/ 5- Harvey D/ 10- Stute M/ 15- Brown C/	02:11	6-6	0	2.7481	1	0	1	1	1.5000
1- Disu D/ 2- Pippen Jr. S/ 3- Evans M/ 4- Wright J/ 15- Brown C/	01:58	1-3	-2	0.5085	2	0	1	0	0.4098
1- Disu D/ 2- Pippen Jr. S/ 4- Wright J/ 10- Stute M/ 15- Brown C/	01:56	3-3	0	1.5517	2	0	1	0	0.8721
1- Disu D/ 2- Pippen Jr. S/ 5- Harvey D/ 14- Rice I/ 15- Brown C/	01:28	0-2	-2	0.0000	2	0	1	0	0.0000
1- Disu D/ 2- Pippen Jr. S/ 10- Stute M/ 12- Thomas T/ 50- Obinna E/	01:28	2-4	-2	1.3636	1	0	1	0	1.0000
1- Disu D/ 2- Pippen Jr. S/ 10- Stute M/ 12- Thomas T/ 15- Brown C/	01:19	0-5	-5	0.0000	0	0	0	0	0.0000
1- Disu D/ 2- Pippen Jr. S/ 4- Wright J/ 5- Harvey D/ 12- Thomas T/	01:19	2-2	0	1.5190	1	1	1	0	0.5000
1- Disu D/ 4- Wright J/ 10- Stute M/ 12- Thomas T/ 42- Millora-Brown Q/	01:17	5-0	5	3.8961	0	0	0	1	2.5000
1- Disu D/ 2- Pippen Jr. S/ 5- Harvey D/ 10- Stute M/ 12- Thomas T/	01:01	0-0	0	0.0000	1	0	0	0	0.0000
1- Disu D/ 2- Pippen Jr. S/ 10- Stute M/ 12- Thomas T/ 42- Millora-Brown Q/	00:47	1-2	-1	1.2766	0	0	0	0	1.1364
1- Disu D/ 3- Evans M/ 10- Stute M/ 12- Thomas T/ 20- Adelman M/	00:45	0-6	-6	0.0000	0	0	1	0	0.0000
3- Evans M/ 4- Wright J/ 10- Stute M/ 12- Thomas T/ 34- Odusipe A/	00:44	2-2	0	2.7273	1	0	0	0	2.0000
1- Disu D/ 2- Pippen Jr. S/ 3- Evans M/ 5- Harvey D/ 12- Thomas T/	00:34	0-0	0	0.0000	0	0	1	0	0.0000
2- Pippen Jr. S/ 4- Wright J/ 10- Stute M/ 12- Thomas T/ 15- Brown C/	00:20	1-0	1	3.0000	2	0	0	0	-8.3333
1- Disu D/ 2- Pippen Jr. S/ 4- Wright J/ 10- Stute M/ 12- Thomas T/	00:10	0-2	-2	0.0000	0	0	1	0	0.0000
1- Disu D/ 3- Evans M/ 5- Harvey D/ 10- Stute M/ 12- Thomas T/	00:00	0-0	0	NaN	0	0	0	0	0.0000



Official Basketball Line Up Analysis - Final
Vanderbilt at Tennessee
 01/16/21 Thompson-Boling Arena, Knoxville, Tenn.
 2020-21 Tennessee Men's Basketball

Game Time: 6:01 PM
Game Duration: 2:01
Attendance: 4,191

Officials: Chuck Jones, Terry Wymer, Owen Shortt

Tennessee

Lineup	Time	Score	Score Diff	Pts/Min	Reb	Stl	Tov	Ass	PPP
5- James J/ 10- Fulkerson J/ 11- Springer J/ 25- Vescovi S/ 35- Pons Y/	06:00	7-6	1	1.1667	6	0	0	2	0.8294
5- James J/ 10- Fulkerson J/ 12- Bailey Jr. V/ 25- Vescovi S/ 35- Pons Y/	05:49	11-4	7	1.8911	6	2	0	1	1.1555
5- James J/ 11- Springer J/ 12- Bailey Jr. V/ 25- Vescovi S/ 55- Anosike E/	03:49	0-10	-10	0.0000	3	0	1	0	0.0000
5- James J/ 10- Fulkerson J/ 11- Springer J/ 12- Bailey Jr. V/ 45- Johnson K/	02:55	12-3	9	4.1143	2	1	0	4	2.0000
5- James J/ 10- Fulkerson J/ 25- Vescovi S/ 35- Pons Y/ 45- Johnson K/	02:32	7-7	0	2.7632	1	1	2	2	1.2868
10- Fulkerson J/ 12- Bailey Jr. V/ 25- Vescovi S/ 45- Johnson K/ 55- Anosike E/	02:23	6-4	2	2.5175	4	1	1	1	1.2295
10- Fulkerson J/ 12- Bailey Jr. V/ 25- Vescovi S/ 35- Pons Y/ 45- Johnson K/	02:12	9-2	7	4.0909	4	0	0	2	1.5957
5- James J/ 12- Bailey Jr. V/ 25- Vescovi S/ 35- Pons Y/ 45- Johnson K/	01:55	4-6	-2	2.0870	0	0	0	0	2.1277
5- James J/ 10- Fulkerson J/ 12- Bailey Jr. V/ 35- Pons Y/ 45- Johnson K/	01:54	3-2	1	1.5789	1	0	0	1	1.0417
5- James J/ 11- Springer J/ 12- Bailey Jr. V/ 25- Vescovi S/ 35- Pons Y/	01:34	3-4	-1	1.9149	2	1	2	1	1.0000
5- James J/ 10- Fulkerson J/ 11- Springer J/ 35- Pons Y/ 45- Johnson K/	01:28	2-0	2	1.3636	1	1	1	1	0.6667
5- James J/ 11- Springer J/ 25- Vescovi S/ 35- Pons Y/ 45- Johnson K/	01:16	3-2	1	2.3684	0	1	0	0	1.0870
5- James J/ 12- Bailey Jr. V/ 13- Nkamhoua O/ 25- Vescovi S/ 45- Johnson K/	01:16	2-1	1	1.5789	1	0	1	1	1.0000
0- Gaines D/ 3- Pember D/ 11- Springer J/ 13- Nkamhoua O/ 33- Plavsic U/	01:10	4-4	0	3.4286	0	1	0	2	2.0000
10- Fulkerson J/ 11- Springer J/ 12- Bailey Jr. V/ 25- Vescovi S/ 45- Johnson K/	01:01	0-0	0	0.0000	1	0	0	0	0.0000
5- James J/ 12- Bailey Jr. V/ 13- Nkamhoua O/ 35- Pons Y/ 45- Johnson K/	00:55	0-3	-3	0.0000	0	0	1	0	0.0000
10- Fulkerson J/ 12- Bailey Jr. V/ 13- Nkamhoua O/ 25- Vescovi S/ 45- Johnson K/	00:43	2-1	1	2.7907	0	0	0	0	2.2727
0- Gaines D/ 3- Pember D/ 5- James J/ 11- Springer J/ 33- Plavsic U/	00:31	3-2	1	5.8065	0	0	0	0	2.0833
5- James J/ 10- Fulkerson J/ 12- Bailey Jr. V/ 25- Vescovi S/ 45- Johnson K/	00:23	3-0	3	7.8261	0	0	0	0	2.0833
0- Gaines D/ 5- James J/ 11- Springer J/ 13- Nkamhoua O/ 33- Plavsic U/	00:14	0-0	0	0.0000	1	0	0	0	0.0000