

VANDERBILT

FOOTBALL

2020 Schedule • Results

Date	Opponent	Time • Result
9.26	at #10/11 Texas A&M*	L, 12-17
10.3	#20/17 LSU*	L, 7-41
10.10	South Carolina*	L, 7-41
10.31	Ole Miss*	L, 21-54
11.7	at Mississippi State*	L, 17-24
11.14	at Kentucky*	L, 35-38
11.21	#6/5 Florida*	L, 17-38
11.28	at Missouri*	L, 0-41
12.12	Tennessee* [SEC Network]	3 p.m.
12.19	at Georgia*	TBD

* SEC contest • All times CT

Tennessee Volunteers (2-6)

vs.

Vanderbilt Commodores (0-8)

VUCommodores.com
Twitter • @VandyFootball
Instagram • @VandyFootball
Facebook • VanderbiltAthletics
In-Game Notes • @VandyNotes

Dec. 12, 2020 • 3 p.m. CT
Vanderbilt Stadium • Nashville, Tenn.

SEC Network

Taylor Zarzour (play-by-play), Matt Stinchcomb (analyst),
Dawn Davenport (sideline)

WQZQ 830 AM • 93.3 FM

Willie Daunic (play-by-play), Norman Jordan (analyst),
Kevin Ingram (sideline)

Primary Football Contact • Sarah Feters

sarah.feters@vanderbilt.edu • 984.209.9104

Secondary Football Contact • Josh Foster

joshua.foster@vanderbilt.edu • 205.213.5091

• Vanderbilt returns to action with a 3 p.m. CT kick against Tennessee with live coverage on SEC Network. It will be the program's first home game since Nov. 21 and just the second home contest since Nov. 1.

• Saturday marks the 115th meeting between Vanderbilt and Tennessee with the Volunteers leading the series 33-76-5. The Commodores, however, have won five of the last eight contests.

• The Commodores traditionally end their season with a matchup against the cross-state rival Volunteers. The 2020 finale against Georgia will mark the first time since 2013 (Wake Forest) that Vandy has ended the slate with a team other than the Volunteers.

• Vandy and the Volunteers have met annually since 1946. The Vanderbilt-Tennessee series ranks fourth among the SEC's most frequently played rivalries. The Commodores have played Tennessee more than any other team.

• Vandy named Todd Fitch as the team's interim head coach on Nov. 29. Fitch, a 35-year college football veteran, came to West End in 2020 after a successful stint with head coach Skip Holtz at Louisiana Tech, where Fitch helped the Bulldogs to four consecutive postseason victories. The Ohio native will continue to serve as the Commodores' offensive coordinator and quarterbacks coach.

• Twenty academic seniors and graduate students will be recognized prior to kickoff Saturday: wide receiver Tyrell Alexander, offensive lineman Drew Birchmeier, wide receiver James Bostic III, linebacker Brayden DeVault-Smith, cornerback Allan George, cornerback Elijah Hamilton, cornerback Randall Haynie, linebacker Kenny Hebert, long snapper Scott Meyer, offensive lineman Connor Mignone, center Grant Miller, linebacker Andre Mintze, defensive end Dayo Odeyingbo, linebacker Michael Owusu, wide receiver Chris Pierce Jr., defensive tackle Rutger Reitmaier, defensive tackle Cameron Robinson, wide receiver Keithian Starling, defensive tackle Cameron Tidd and running back Jamauri Wakefield.

• At Missouri (Nov. 28), senior Sarah Fuller kicked off to begin the second half, becoming the first female to play in a Power 5 contest. Fuller's kick went 30 yards and was downed at the Missouri 35-yard line. Fuller, from Wylie, Texas, spent four seasons as a keeper for the Vanderbilt soccer team. The Commodores won the 2020 SEC Tournament with Fuller in goal for all four postseason wins.

• Fifth-year senior linebacker Andre Mintze is one of 20 semifinalists for the Jason Witten Collegiate Man of the Year Award, one of 30 candidates for the Senior CLASS Award and a candidate for the Wuerffel Trophy.

• Vandy's offense has committed just two turnovers in the last three games after committing five at Mississippi State (Nov. 7) and averaging 2.8 turnovers during the first five contests.

• In the fourth quarter at Kentucky (Nov. 14) and during the opening frame against Florida (Nov. 21), the Commodores combined to score 24 points. In the first three games, spanning 12 quarters, Vanderbilt totaled 26 points.

• Freshman Ken Seals has already set the Vanderbilt freshmen single-season passing yardage record with 1,689 yards. He is the nation's only true freshman quarterback to have reached the 300-yard plateau in three games this fall.

• Senior wide receiver Chris Pierce Jr. owns five touchdown receptions in the last five games, tied for the sixth most among Power 5 receivers during the span. Pierce Jr.'s five touchdown grabs this season are the most for a Commodore since Jared Pinkney (7) and Kalija Lipscomb (9) in 2018.

• Junior wide receiver Cam Johnson is tied for second among FBS players in receptions since Oct. 25 with 40. Johnson's 49 receptions this season are tied for the 10th most by a junior in Vanderbilt history.

Tennessee Series History

- Series: Vanderbilt trails, 33-76-5
- Current series streak: Tennessee, W1
- In Knoxville: Vanderbilt trails, 12-39-1
- In Nashville: Vanderbilt trails, 21-37-4
- First meeting: 1892 • Nashville • Vanderbilt 22, Tennessee 4
- Last meeting: 2019 • Knoxville • Tennessee 28, Vanderbilt 10
- Last Vanderbilt win: 2018 • Nashville
Vanderbilt 38, Tennessee 13
- Longest Vanderbilt win streak: 9, 1901-1913
- Saturday is the 115th meeting between Vanderbilt and Tennessee.
- The Commodores and Volunteers have met annually since 1946.
- The Vanderbilt-Tennessee series ranks fourth among the SEC's most frequently played rivalries. The Commodores have played Tennessee more than any other team.
- Vanderbilt controlled the infancy of the Tennessee rivalry, holding a 19-2-2 record against the Volunteers in the first 23 games played (1892-1926).

1892 • Vanderbilt captured two victories over Tennessee in 1892, the first year the two schools faced each other. The Commodores won 22-4 at home in October, then traveled to Knoxville to claim a 10-0 decision in a November snowstorm.

1901 • Bell Buckle's John Tigert guided the Commodores to a 22-0 home win. Later, Tigert would become the first Tennessean selected as a Rhodes Scholar. He eventually became U.S. Education Commissioner, president of the University of Florida, and a College Football Hall of Fame member.

1904 • First-year Vanderbilt head coach Dan McGugin guided his Commodores to a shutout win at home in early November. From 1904-26, McGugin's teams went 13-2-1 against the Vols.

1922 • Two touchdown passes for captain Jess Neely helped the Commodores to a 14-6 win.

2005 • Quarterback Jay Cutler cemented his status among Commodore fans with his play against Tennessee. He threw for more 300 yards against the Volunteers as a junior and senior. In 2005, Cutler's last pass as a Commodore — a 5-yarder to wide receiver Earl Bennett — proved the winning margin in a 28-24 road win for Vanderbilt.

2016 • Sophomore quarterback Kyle Shurmur threw for 416 yards and four scores to guide the Commodores to a 45-34 victory over No. 24 Tennessee. The win earned Vanderbilt a berth in the Independence Bowl.

2017 • Vanderbilt all-time leading rusher Ralph Webb closed his career by rushing for 163 yards and two scores in a 42-24 Commodore win.

2018 • Senior quarterback Kyle Shurmur completed his first 15 passes and ended with 367 yards and three scores, leading Vandy to bowl eligibility in a 38-13 win.

1892	W	22-4	Nashville, Tenn.
1892	W	10-0	Knoxville, Tenn.
1900	T	0-0	Nashville, Tenn.
1901	W	22-0	Nashville, Tenn.
1902	W	12-5	Knoxville, Tenn.
1903	W	40-0	Nashville, Tenn.
1904	W	22-0	Nashville, Tenn.
1905	W	45-0	Knoxville, Tenn.
1908	W	16-9	Nashville, Tenn.
1909	W	51-0	Nashville, Tenn.
1910	W	18-0	Nashville, Tenn.
1913	W	7-6	Nashville, Tenn.
1914	L	14-16	Nashville, Tenn.
1915	W	35-0	Nashville, Tenn.
1916	L	6-10	Knoxville, Tenn.
1918	W	76-0	Nashville, Tenn.
1919	T	3-3	Nashville, Tenn.
1920	W	20-0	Knoxville, Tenn.
1921	W	14-0	Nashville, Tenn.
1922	W	14-6	Knoxville, Tenn.
1923	W	51-7	Nashville, Tenn.
1925	W	34-7	Nashville, Tenn.
1926	W	20-3	Nashville, Tenn.
1927	T	7-7	Knoxville, Tenn.
1928	L	0-6	Nashville, Tenn.
1929	L	0-13	Knoxville, Tenn.
1930	L	0-13	Nashville, Tenn.
1931	L	7-21	Knoxville, Tenn.
1932	T	0-0	Nashville, Tenn.
1933	L	6-33	Knoxville, Tenn.
1934	L	6-13	Nashville, Tenn.
1935	W	13-7	Knoxville, Tenn.
1936	L	13-26	Nashville, Tenn.
1937	W	13-7	Knoxville, Tenn.
1938	L	0-14	Nashville, Tenn.
1939	L	0-13	Knoxville, Tenn.
1940	L	0-20	Nashville, Tenn.
1941	L	7-26	Knoxville, Tenn.
1942	L	7-19	Nashville, Tenn.
1945	L	0-45	Knoxville, Tenn.
1946	L	6-7	Nashville, Tenn.
1947	L	7-12	Knoxville, Tenn.
1948	W	28-6	Nashville, Tenn.
1949	L	20-26	Knoxville, Tenn.
1950	L	0-43	Nashville, Tenn.
1951	L	27-35	Knoxville, Tenn.
1952	L	0-46	Nashville, Tenn.
1953	L	6-33	Knoxville, Tenn.
1954	W	26-0	Nashville, Tenn.
1955	L	14-20	Knoxville, Tenn.

1956	L	7-27	Nashville, Tenn.
1957	L	6-20	Knoxville, Tenn.
1958	L	6-10	Nashville, Tenn.
1959	W	14-0	Knoxville, Tenn.
1960	L	0-35	Nashville, Tenn.
1961	L	7-41	Knoxville, Tenn.
1962	L	0-30	Nashville, Tenn.
1963	L	0-14	Knoxville, Tenn.
1964	W	7-0	Nashville, Tenn.
1965	L	3-21	Knoxville, Tenn.
1966	L	0-28	Nashville, Tenn.
1967	L	14-41	Knoxville, Tenn.
1968	L	7-10	Nashville, Tenn.
1969	L	27-40	Knoxville, Tenn.
1970	L	6-24	Nashville, Tenn.
1971	L	7-19	Knoxville, Tenn.
1972	L	10-30	Nashville, Tenn.
1973	L	17-20	Knoxville, Tenn.
1974	T	21-21	Nashville, Tenn.
1975	W	17-14	Knoxville, Tenn.
1976	L	10-13	Nashville, Tenn.
1977	L	7-42	Knoxville, Tenn.
1978	L	15-41	Nashville, Tenn.
1979	L	10-31	Knoxville, Tenn.
1980	L	13-51	Nashville, Tenn.
1981	L	34-38	Knoxville, Tenn.
1982	W	28-21	Nashville, Tenn.
1983	L	24-34	Knoxville, Tenn.
1984	L	13-29	Nashville, Tenn.
1985	L	0-30	Knoxville, Tenn.
1986	L	20-35	Nashville, Tenn.
1987	L	36-38	Knoxville, Tenn.
1988	L	7-14	Nashville, Tenn.
1989	L	10-17	Knoxville, Tenn.
1990	L	20-49	Nashville, Tenn.
1991	L	0-45	Knoxville, Tenn.
1992	L	25-29	Nashville, Tenn.
1993	L	14-62	Knoxville, Tenn.
1994	L	0-65	Nashville, Tenn.
1995	L	7-12	Knoxville, Tenn.
1996	L	7-14	Nashville, Tenn.
1997	L	10-17	Knoxville, Tenn.
1998	L	0-41	Nashville, Tenn.
1999	L	10-38	Knoxville, Tenn.
2000	L	26-28	Nashville, Tenn.
2001	L	0-38	Knoxville, Tenn.
2002	L	0-24	Nashville, Tenn.
2003	L	0-48	Knoxville, Tenn.
2004	L	33-38	Nashville, Tenn.
2005	W	28-24	Knoxville, Tenn.
2006	L	10-39	Nashville, Tenn.
2007	L	24-25	Knoxville, Tenn.
2008	L	10-20	Nashville, Tenn.
2009	L	16-31	Knoxville, Tenn.
2010	L	10-24	Nashville, Tenn.
2011	L	21-27 OT	Knoxville, Tenn.
2012	W	41-18	Nashville, Tenn.
2013	W	14-10	Knoxville, Tenn.
2014	L	17-24	Nashville, Tenn.
2015	L	28-53	Knoxville, Tenn.
2016	W	45-34	Nashville, Tenn.
2017	W	42-24	Knoxville, Tenn.
2018	W	38-13	Nashville, Tenn.
2019	L	10-28	Knoxville, Tenn.

Team

FITCH NAMED INTERIM HEAD COACH

- Vanderbilt named Todd Fitch as the team's interim head coach Sunday.
- Fitch, a 35-year college football veteran, came to West End in 2020 after a successful stint with head coach Skip Holtz at Louisiana Tech, where he helped the Bulldogs to four consecutive postseason victories.
- An Ohio native, Fitch has helped 16 teams make postseason appearances in his collegiate career.
- Fitch (1986) and Vanderbilt baseball head coach Tim Corbin (1984) are graduates of Ohio Wesleyan.

EIGHTEEN COMMODORE FIRST-TIME STARTERS

- Eighteen Vanderbilt student-athletes have earned their first collegiate starts this season: Amir Abdur-Rahman (Jr., WR), Tyrell Alexander (5th, WR), Bradley Ashmore (Fr., RT), Justin Ball (So., TE), Ethan Barr (Fr., LB), Nate Clifton (So., DT), Elijah Hamilton (5th, CB), Justin Harris (So., S), Jayden Harrison (So., WR), Julian Hernandez (So., RG), Gabe Jeudy-Lally (So., CB), Donovan Kaufman (Fr., S), Chase Lloyd (Fr., S), Ja'Veon Marlow (Jr., RB), Anfernee Orji (So., ILB), Alston Orji (Jr., ILB), Ken Seals (Fr., QB) and Maxwell Worship (Jr., S).
- Two others have been first-time starters in a Vanderbilt uniform: Connor Mignone (5th, RT) and Raashaan Wilkins Jr. (Jr., DT).
- Vandy's 18 first-time starters are the eighth most among Power 5 programs:

School	First-Time Starters
1. Clemson	26
2. Kansas	21
Kansas State	21
Mississippi State	21
5. Arkansas	19
Florida State	19
Kansas	19
8. Vanderbilt	18

SIXTEEN TRUE FRESHMEN MAKE DEBUTS

- Sixteen Commodore true freshmen have made their debuts: Ashmore (OL), Ethan Barr (LB), Jack Barton (LB), Jason Brooks Jr. (OL), Ben Cox (OL), Tommy Eckels (LB), Rocko Griffin (RB), Kaufman (DB), Logan Kyle (WR), Lloyd (DB), Ryan McCord (DB), Wesley Schelling (LS), Seals (QB), Will Sheppard (WR), De'Rickey Wright (DB) and Mike Wright (QB).
- Vandy's 16 true freshmen to play are the ninth most among Power 5 programs:

School	True Freshmen Played
1. Clemson	27
Kansas	27
3. Georgia Tech	20
LSU	20
5. South Carolina	19
Tennessee	19
7. Syracuse	18
8. Texas A&M	17
9. Vanderbilt	16

FEW FLAGS

- Vanderbilt stands seventh nationally in fewest penalty yards/game (35.4) and 11th in fewest penalties per game (4.4).
- The Commodores lead the SEC in all four penalty categories: fewest penalties, fewest penalties/game, fewest penalty yards and fewest penalty yards/game. A year ago, Vanderbilt did not rank within the league's top four in any of the four categories.

GRADUATES ALL OVER THE FIELD

- Twelve student-athletes on the 2020 roster earned their undergraduate degrees and are currently pursuing master's degrees: Tyrell Alexander, Drew Birchmeier, Elijah Hamilton, Kenny Hebert, Mac Hereford, Scott Meyer, Connor Mignone, Oren Millstein, Andre Mintze, Stephen Spanellis, Cameron Tidd and Jamauri Wakefield.

THESE COMMODORES LEAD THE WAY

- Vanderbilt chose seven team captains for the 2020 campaign: senior defensive end Dayo Odeyingbo, fifth-year linebacker Andre Mintze, junior wide receiver Cam Johnson, junior defensive back Camden Coleman, fifth-year senior cornerback Elijah Hamilton, senior center Grant Miller and junior punter Harrison Smith.

ON TO THE NEXT LEVEL

- Vanderbilt is one of 11 schools to have a 2020 draft pick within the first three rounds of the MLB, NBA and NFL Drafts.
- The Commodores' five total selections across the three 2020 drafts are tied for the fifth most nationally with the entire top six consisting of SEC programs:

School	Draft Breakdown	Total Selections
1. LSU	10 NFL, 1 NBA, 2 MLB	13
2. Alabama	9 NFL, 1 NBA, 1 MLB	11
3. Mississippi State	3 NFL, 2 NBA, 3 MLB	8
4. Georgia	3 NFL, 1 NBA, 2 MLB	6
5. Auburn	3 NFL, 1 NBA, 1 MLB	5
Vanderbilt	1 NFL, 2 NBA, 2 MLB	5

#LEWISSTRONG

- On a side wall of Vanderbilt Stadium, near the south (tunnel) endzone, is a graphic in honor of former assistant Osia Lewis, who lost his three-year-plus battle with a form of liver cancer called cholangiocarcinoma in May.
- In 2016, Lewis joined the Vanderbilt football staff as senior defensive assistant and outside linebackers coach. Following his diagnosis, Lewis stepped away from his on-field coaching role, but continued his duties as a senior defensive assistant.

GSR AMONG THE NATION'S BEST

- Vanderbilt Athletics finished with an overall Graduation Success Rate (GSR) of 95 — the highest of any Southeastern Conference program for the sixth straight year.
- The Commodores led the nation with a 98 GSR for Black male student-athletes and first among Power 5 programs with a 98 GSR for all Black student athletes. Vanderbilt's 96 GSR for male student-athletes tied for second nationally.
- Vanderbilt's football program led the SEC with a GSR of 95, third among programs affiliated with a Power 5 conference.

MESSAGES ON DISPLAY

- For the 2020 season, Vanderbilt student-athletes were given the option of choosing a message to display on their sweat plate on the back of the helmet. Fifteen messages will be on display throughout the course of the season, including: Black Lives Matter, Equality, I Am Second, Say Their Names, Turner's Heroes and No Justice No Peace.
- When senior Sarah Fuller joined the program, she put Play Like A Girl on her sweat plate. The phrase is connected to the national nonprofit, which was established in 2004 by cancer researcher and philanthropist Dr. Kimberly Clay for the purpose of advancing the health and empowerment of girls and women through education. Play Like A Girl, which is based in Nashville, Tennessee, serves more than 1,250 girls and women annually through a variety of programs and events.

Offense

TRUE FRESHMAN SEALS AT QUARTERBACK

- True freshman Ken Seals became the third SEC true freshman to start a season opener since freshman eligibility was restored in 1972, and the first to do so in a true road game.
- Seals is one of eight true freshmen to start at quarterback for Vanderbilt since the NCAA restored freshman eligibility in 1972, and the first since Kyle Shurmur against Missouri in 2015.

SEALS OWNS VANDERBILT FRESHMEN PASSING YARDAGE RECORD

- Quarterback Ken Seals holds Vandy's record holder for passing yards by a freshman in a season:

Freshman	Passing Yards	Season
1. Ken Seals	1,689	2020
2. John Gromos	1,483	1985
3. Jay Cutler	1,433	2002

SEALS' 300-YARD PASSING GAMES

- Seals leads all true freshmen quarterbacks with three 300-yard passing games:

Freshman (School)	300-Yard Passing Games
1. Ken Seals (Vanderbilt)	3
2. Will Rogers (Mississippi State)	2
D.J. Uiagalelei (Clemson)	2
4. Jayden de Laura (Washington State)	1

- Seals' 336 passing yards at Mississippi State were the most by a Vanderbilt freshman in program history. He is the lone Commodore freshman to surpass 300 passing yards in a contest three times in the same season, and one of just three to reach the 300-yard plateau:

Vandy Freshman	Passing Yards	Opponent	Date
1. Ken Seals	336	at Mississippi State	Nov. 7, 2020
2. Ken Seals	319	vs. Florida	Nov. 21, 2020
Ken Seals	319	vs. Ole Miss	Oct. 31, 2020
4. John Gromos	316	vs. Virginia Tech	Nov. 16, 1985
5. Tim Richardson	304	at Ole Miss	Oct. 26, 1985

- Seals' three 300-yard passing games are tied for the third most in a year at Vanderbilt:

Quarterback	300-Yard Passing Games	Season
1. Jay Cutler	5	2005
Kurt Page	5	1983
3. Ken Seals	3	2020
Kyle Shurmur	3	2017
Austyn Carta-Samuels	3	2013
Greg Zolman	3	2001

SEALS RANKING AMONG THE TOP FRESHMEN PASSERS

- Among FBS freshmen, true or redshirt, Seals' 1,689 passing yards are good for the sixth most:

Freshman (School)	Passing Yards
1. Spencer Rattler (Oklahoma)	2,512
2. Cornelious Brown IV (Georgia State)	2,046
3. Connor Bazelak (Missouri)	2,002
4. Grant Wells (Marshall)	1,839
5. Grayson McCall (Coastal Carolina)	1,832
6. Ken Seals (Vanderbilt)	1,689

SEALS' TWO SEASONS WITHIN 2020

- Following his first two games, Seals has turned around his campaign:

2020	CMP %	Pass Yards	Pass Yards/G	Pass Efficiency
First 2 Games	57.4	263	131.5	95.73
Last 6 Games	68.2	1,426	237.7	138.04

- Seals has turned the ball over once in the last three games after committing four against Mississippi State with three interceptions and a fumble lost.

PIERCE JR. A TOUCHDOWN MACHINE

- Senior wide receiver Chris Pierce Jr. has been on fire during the last five games, recording 19 grabs for 297 yards and five touchdowns.
- Pierce Jr. caught at least one touchdown pass in four consecutive games, against Ole Miss, Mississippi State, Kentucky and Florida, becoming the first Commodore to accomplish the feat since 2012.
- Pierce Jr.'s five touchdown grabs are the most in a year for a Commodore since Jared Pinkney (7) and Kalija Lipscomb (9) in 2018.
- Pierce Jr.'s five touchdown receptions since Oct. 25 are tied for the sixth most among Power 5 programs during the span:

Student-Athlete (School)	Touchdown Receptions Since Oct. 25
1. DeVonta Smith (Alabama)	11
2. Ty Fryfogle (Indiana)	7
Trevon Grimes (Florida)	7
4. Bo Melton (Rutgers)	6
Jalen Wydermyer (Texas A&M)	6
6. Chris Pierce Jr. (Vanderbilt)	5
8 others tied with	5

HENRY-BROOKS EQUALS OFFENSE

- Following the departure of NFL Draft pick Ke'Shawn Vaughn, Vanderbilt's running back room needed a refill. Henry-Brooks has filled the void, reaching the 100-yard plateau twice this fall and rushing for at least 64 yards in each of his last five outings. He is seventh in the SEC in rushing yards/game (87.6).
- In his six most recent appearances, Henry-Brooks has surpassed his yards/rush, yards/game and total rushing yardage from his first 10 appearances combined:

Games	Rushes	Yards	Yards/Rush	Yards/Game
First 10	43	182	4.2	18.2
Last 6	13	508	4.5	84.7

- Henry-Brooks also doubles as a receiving threat out of the backfield, totaling 239 yards on 25 catches this fall. He is fourth in the SEC in all-purpose yards/game:

Student-Athlete (School)	All-Purpose Yards/Game
1. DeVonta Smith (Arkansas)	158.4
2. Elijah Moore (Ole Miss)	158.2
3. Najee Harris (Alabama)	142.8
4. Keyon Henry-Brooks (Vanderbilt)	135.4
5. Kevin Harris (South Carolina)	129.7

NEEDING TO PROTECT THE FOOTBALL

- The Commodores have turned it over just twice in the last three games, with an interception in the fourth quarter against Florida and a fumble in the second at Missouri.
- Vandy is ranked 13th in the SEC in turnovers lost with 16. It owns a minus-9 turnover margin, which also stands 13th in the league. During the 2019 season, the Commodores lost 13 turnovers during the 12 games and posted a minus-2 turnover margin.

A DUAL THREAT

- Sophomore running back Keyon Henry-Brooks' 97 receiving yards at Mississippi State are the fifth most in the SEC by an active running back in a game this fall. He is the lone back in the league with two or more games with 80 or more receiving yards:

Running Back (Team)	Yards	Opponent	Date
1. Ainias Smith (Texas A&M)	123	at Alabama	Oct. 3, 2020
2. Tyler Badie (Missouri)	102	vs. Vanderbilt	Nov. 28, 2020
3. James Cook (Georgia)	101	at Alabama	Oct. 17, 2020
4. Malik Davis (Florida)	100	vs. Georgia	Nov. 7, 2020
5. Keyon Henry-Brooks (Vanderbilt)	97	at Mississippi State	Nov. 7, 2020
6. Keyon Henry-Brooks (Vanderbilt)	89	Ole Miss	Oct. 31, 2020

JOHNSON KEEPS ON CATCHING

- Junior wide receiver Cam Johnson finished the Ole Miss game with a career-high 14 receptions, tied for the sixth most in a game in program history.
- Johnson followed his 14-catch outing against Ole Miss with 10 grabs at Mississippi State. He became the first Commodore with consecutive double-digit reception performances since Kalija Lipscomb against Nevada (11 on Sept. 8, 2018) and Notre Dame (10 on Sept. 15, 2018).
- In the last five games, Johnson has a team-high 40 receptions for a squad-best 354 yards with one touchdown.
- Johnson's 49 receptions this season are tied for the 10th most by a junior in Vanderbilt history:

Junior	Receptions	Catches
1. Keith Edwards	97	1983
2. Jordan Matthews	94	2012
3. Kalija Lipscomb	87	2018
4. Earl Bennett	75	2007
5. Chuck Scott	70	1983
6. Brad Gaines	67	1988
7. Dan Stricker	65	2001
8. Jared Pinkney	50	2018
Allama Matthews	50	1981
10. Norman Jordan	49	1981
Cam Johnson	49	2020

THE SECOND-MOST RECEPTIONS AMONG FBS RECEIVERS SINCE OCT. 25

- Since Oct. 25, just one FBS receiver has more receptions than Johnson's 40:

Receiver (School)	Receptions Since Oct. 25
1. Tyrice Richie (Northern Illinois)	46
2. Cam Johnson (Vanderbilt)	40
David Bell (Purdue)	40
4. Elijah Moore (Ole Miss)	39
5. Jalen Tolbert (South Alabama)	38

ONE OF THE SEC'S MOST PRODUCTIVE TIGHT ENDS

- Junior tight end Ben Bresnahan, a medicine, health and society major, is ranked sixth among the league's tight ends in receptions and tied for fourth in touchdowns:

Tight End (School)	Receptions	TD Receptions
1. Jalen Wydermeyer (Texas A&M)	40	6
2. Kyle Pitts (Florida)	36	11
3. Arik Gilbert (LSU)	35	2
4. Nick Muse (South Carolina)	30	1
5. Kenny Yeboah (Ole Miss)	27	6
6. Ben Bresnahan (Vanderbilt)	24	3

OFFENSIVE LINE PROTECTION

- Vanderbilt's starting five for the season opener had combined for just 20 career starts for the Commodores along the offensive line.
- Until a hiccup at Missouri, Vandy's offensive line had continued to progress throughout the season:

2020	Sacks Allowed	Sacks/G	TFL Allowed	TFL/G
First 3 Games	8.0	2.7	27.0	9.0
Next 4 Games	5.0	1.3	20.0	5.0
at Missouri	4.0	4.0	10.0	10.0

YARDS OF TOTAL OFFENSE IN SEC GAMES

- The Commodores posted 478 yards of total offense at Mississippi State, their most in a Southeastern Conference game since 529 at Tennessee in the 2017 finale.
- Vanderbilt had four consecutive 400-yard total offense performances for the first time since Nov. 20, 2004 - Sept. 24, 2005: vs. No. 15 Tennessee (420), at Wake Forest (422), at Arkansas (408), vs. Ole Miss (523) and vs. Richmond (513).

RED ZONE SUCCESS

- After going 3-for-8 in the red zone during the first three games, the Commodores have flipped the script in the last five contests, finishing 8-for-9.

Defense**MAHONEY SETTLES INTO STARTING ROLE**

- Sophomore cornerback Jaylen Mahoney ranks second on the team in tackles with 45, a year after totaling 23 in 12 games.
- The human and organizational development major tallied a career-high 10 tackles against South Carolina and Mississippi State and has eight in four of the last six tilts.

BARR ALL OVER THE FIELD IN COLUMBIA

- Freshman linebacker Ethan Barr booked a career-high 10 tackles, including a personal-best seven during the first half alone, at Missouri.

ODEYINGBO SENIOR BOWL BOUND

- Senior defensive end Dayo Odeyingbo has accepted his invitation to the Reese's Senior Bowl and will represent the Commodores in Mobile.
- Vandy has had four Reese's Senior Bowl attendees in the last two years with Kalija Lipscomb, Jared Pinkney and Ke'Shawn Vaughn participating in 2019.

ODEYINGBO FIFTH IN VANDERBILT CAREER TACKLES FOR LOSS

- With a year-high 3.0 tackle for loss at Missouri, Odeyingbo upped his career total to 31.0 tackles for loss, good for fifth in Vanderbilt history:

Student-Athlete	Tackles for Loss	Seasons
1. Jamie Winborn	45.0	1998-2000
2. Matt Stewart	41.5	1997-2000
3. Zach Cunningham	39.5	2014-16
4. Alan Young	34.0	1991-93
5. Dayo Odeyingbo	31.0	2017-20
6. Moses Osemwegie	30.5	2002-05
7. Chris Marve	30.0	2008-11
Joe Staley	30.0	1979-82
9. Jamie Duncan	28.5	1994-97
James Manley	28.5	1992-95

ODEYINGBO AMONG THE SEC LEADERS

- Senior defensive end Dayo Odeyingbo owns a team-high 8.0 tackles for loss, tied for the SEC's seventh most:

SEC Student-Athlete (School)	Tackles for Loss
1. Christopher Allen (Alabama)	10.0
2. Ali Gaye (LSU)	9.5
Henry To'o To'o (Tennessee)	9.5
4. Jamar Watson (Kentucky)	9.0
5. Brenton Cox Jr. (Florida)	8.5
Colby Wooden (Auburn)	8.5
7. Dayo Odeyingbo (Vanderbilt)	8.0
Marquiss Spencer (Mississippi State)	8.0

- Odeyingbo also paces Vandy with 5.5 sacks, tied for the second-highest league total:

SEC Student-Athlete (School)	Sacks
1. Kingsley Enagbare (South Carolina)	6.0
2. Azeez Ojulari (Georgia)	5.5
Dayo Odeyingbo (Vanderbilt)	5.5

DEFENSE SHOWS RUSHING YARDAGE IMPROVEMENT

- Through eight Southeastern Conference games, the Commodore defense has shown improvement from the last three seasons in rushing yards allowed:

Season	Rushing Yards/Game
2020	188.4
2019	237.8
2018	254.0
2017	305.5
2016	167.3

- The Commodores are fourth in the league in fewest rushing yards allowed in the opening half with 544. Vanderbilt has not surrendered a rush of longer than 32 yards in the first half and has allowed just six dashes of longer than 20 yards in the opening 30 minutes.
- The second half has been a different story as Vandy has yielded a league-high 963 yards and 11 runs of 20 or more yards.

BULLDOGS HELD TO MINUS-22 RUSHING YARDS

- Backed by 3.0 sacks, Vanderbilt held Mississippi State to a program-record minus-22 rushing yards. Vandy did not allow a rush of more than four yards during the contest.
- The contest was the 11th in Southeastern Conference history in which one league foe held another to minus-22 total rushing yards or fewer.
- It marked the first SEC contest in which a program had minus-22 total rushing yards or fewer since the Bulldogs were held to minus-64 yards against Ole Miss in 2008.
- The minus-22 rushing yards allowed is tied for the 20th-best mark in a single game in SEC history. In Vanderbilt history, the previous best was minus-15 yards:

Opponent	Rushing Yards Allowed	Date
1. Mississippi State	-22	Nov. 7, 2020
2. Louisville	-15	Nov. 15, 1941
3. Western Kentucky	-6	Nov. 4, 2017

JUMPING ON THE LOOSE BALL

- Vanderbilt recovered three fumbles at Texas A&M, a first for the Commodores since falling on three at No. 10 Florida on Nov. 7, 2015.
- The Commodores enter the Tennessee game tied for 28th nationally in fumbles recovered with six.

SOLID ON THIRD DOWN

- Opponents have converted just 41-of-89 third downs against Vanderbilt this season. Florida's eight conversions are the most allowed in a single game this fall.
- The Commodores rank 10th in the conference in third-down conversion percentage allowed (46.1%) and fourth in the league in fewest total conversions.

PRESSURE ON THE PASSER

- Through eight Southeastern Conference games, Vanderbilt had been credited with 19 quarterback pressures. Vanderbilt is averaging 2.4 quarterback pressures per game, its second-highest rate since 2014:

Season	Quarterback Pressures/Game
2020	2.4
2019	1.8
2018	2.2
2017	2.5
2016	1.8
2015	1.6
2014	1.4

GETTING BEHIND THE LINE

- Vanderbilt booked a season-high 8.0 tackles for loss against South Carolina. The 8.0 stops behind the line of scrimmage were the most for the Commodores against a Power 5 foe since 8.0 against Missouri on Oct. 19, 2019.
- Vandy's tackles for loss numbers have been on a roller coaster this fall:

Games	Tackles for Loss/Game	Total Yards Lost
First 2	2.0	12
Next 3	6.3	69
Last 3	2.0	35

Special Teams**A MOMENT FOR HISTORY**

- To begin the second half at Missouri, senior Sarah Fuller kicked off to become the first Power 5 female football student-athlete.
- Fuller's kick traveled 30 yards and was downed at the Tigers' 35-yard line.
- Notable female kickers at the collegiate level have included:
 - Liz Heaston kicked two extra points for Willamette, then an NAIA program, on Oct. 18, 1997, to become the first woman to score in a college football game.
 - Ashley Martin became the first woman to score at the Division I level when she kicked three extra points for FCS Jacksonville State against Cumberland on Aug. 30, 2001.
 - Katie Hnida became the first woman to score at the FBS level when she kicked two extra points for New Mexico against Texas State on Aug. 30, 2003.
 - Tonya Butler became the first woman to kick a field goal in an NCAA game for Division II West Alabama on Sept. 13, 2003.
 - Brittany Ryan, with 100 points for Division III Lebanon Valley from 2007-10, is the all-time NCAA female scoring leader.
 - April Goss became the second woman to score in an FBS game with an extra point for Kent State against Delaware State in 2015.

KICKOFF RETURN FINDING SUCCESS

- Vanderbilt is averaging 22.6 yards/kickoff return, the third-best mark in the SEC.
- Vandy has not been in the top three in the league in kickoff returns since finishing 2016 third with an average of 23.6 yards/return. The 22.6 yards/kickoff return are on pace for the Commodores' highest average since 2016:

Season	Kickoff Return Average
2020	22.6
2019	18.4
2018	19.6
2017	22.0
2016	23.6

SMITH SECOND NATIONALLY IN PUNTS PER GAME

- Junior Harrison Smith ranks second among active players in punts/game:

Student-Athlete (School)	Punts/Game
1. Adam Korsak (Rutgers)	6.06
2. Harrison Smith (Vanderbilt)	6.00
3. Derek Adams (Northwestern)	5.94
4. Matt Ference (Northern Illinois)	5.89
5. Blake Hayes (Illinois)	5.70

- Smith turned in a standout game at Missouri with seven punts, four downed inside the 20-yard line, and a 43.3 yards/punt average.

NEW KICKERS ALL AROUND

- Vanderbilt deploys a variety of kickers depending on the situation in 2020.
- Junior Pierson Cooke has served as the primary field goal kicker and kickoff specialist. He had not attempted a placement kick in college before the Texas A&M tilt.
- Last fall, Cooke kicked off 29 times for 1,816 yards and 20 touchbacks. This year he has handled 23 of the Commodores' 24 kickoffs, averaging 61.0 yards per boot with 10 touchbacks.
- Cooke owns all seven of Vandy's field goal tries in 2020, going 3-for-7, converting his first attempt from 33 yards, missing on next four tries and making his last two tries, from 41 yards at Mississippi State and 25 yards versus Florida.
- Cooke is 9-for-9 on PATs.
- Junior Wes Farley has served as a PAT specialist, drilling all six attempts.
- Farley did not play prep football, but was a three-year starter for the soccer squad at New Canaan (Conn.) High School.

WHEATLEY BOOKS FIRST CAREER PUNTS

- Sophomore Jared Wheatley filled in for Smith against Ole Miss and recorded his first career punts. Wheatley, who did not see action in 2019, booted five balls for an average of 33.2 yards/punt and a long of 55 yards.
- Wheatley tallied four boots downed inside the Rebel 20-yard line, one less than Smith had in the first three games this season.
- Wheatley was named the 2018 South Charlotte Punter of the Year while attending Porter Ridge (N.C.) High School.
- Smith led the SEC in total punting yardage (3,313) in 2019 and stood sixth nationally.

#NFLDores

15 ON NFL ROSTERS

- Vanderbilt has 15 former Commodores on NFL rosters:
 - Khari Blasingame, FB, Tennessee Titans
 - Oren Burks, LB, Green Bay Packers
 - Adam Butler, DT, New England Patriots
 - Zach Cunningham, LB, Houston Texans
 - Casey Hayward Jr., CB, Los Angeles Chargers
 - Tre Herndon, CB, Jacksonville Jaguars
 - Will Holden, OG, Baltimore Ravens
 - Jordan Matthews, WR, San Francisco 49ers (Practice Squad)
 - Jared Pinkney, TE, Atlanta Falcons (Practice Squad)
 - Spencer Pulley, C, New York Giants
 - Trent Sherfield, WR, Arizona Cardinals
 - Justin Skule, OT, San Francisco 49ers
 - Ke'Shawn Vaughn, RB, Tampa Bay Buccaneers
 - Stephen Weatherly, DE, Carolina Panthers (Reserve/Injured)
 - Joejuan Williams, CB, New England Patriots

DUO HELPS FORM BLACK STUDENT-ATHLETE GROUP

- Senior defensive lineman Cam Robinson and junior linebacker Elijah McAllister teamed up with track's Taiya Shelby and soccer's Olivia Simmons to take action, focusing on improving the Black student-athlete experience at Vanderbilt, among other issues.
- One of their first acts was to help organize a voter registration drive on Tuesday, Sept. 22 at Vanderbilt Stadium. The event was one of several campus efforts planned to encourage voter engagement.
- Also among the students' goals are to create a safe and comfortable space for Black student-athletes, provide a formal support system to offer the necessary actions and conversations to improve the social experience of Black student-athletes at Vanderbilt, work to address racial issues in sports and offer guidance toward professional development and personal growth.

ACADEMIC ACHIEVEMENT

- Off the field, the Vanderbilt football team topped the SEC with a Graduation Success Rate (GSR) of 95 for the 2019-20 academic year. The Commodores finished third among Power 5 programs in GSR, trailing only Duke (97) and Northwestern (97).
- Vandy led the nation with a 98 GSR for Black male student-athletes and was first among Power 5 programs with a 98 GSR for all Black student-athletes.

MINTZE'S OFF-THE-FIELD ACCOLADES CONTINUE TO GROW

- Fifth-year senior linebacker Andre Mintze has enjoyed a growing list of off-the-field accolades this fall. He is one of 30 candidates for the Senior CLASS Award, which focuses on the total student-athlete and encourages students to use their platform in athletics to make a positive impact as leaders in their communities. He is also one of 20 semifinalists for the Jason Witten Collegiate Man of the Year, presented to the college football player who demonstrates a record of leadership through exceptional courage, integrity and sportsmanship both on and off the field.
- Mintze is also a candidate for the Wuerffel Trophy, which is presented annually to the college football player who best combines exemplary community service with leadership achievement on and off the field.

HORTON ELECTED TO ARKANSAS HALL OF FAME

- Running back coach Tim Horton, a four-year letter winner at Arkansas, is a member of the 2021 Arkansas Sports Hall of Fame Class. Horton started as a split end and punt returner from 1987-89. Serving a team captain in his senior season, Horton earned second-team All-SWC honors after hauling in 23 catches for 453 yards and serving as the team's top punt returner. During his career as a Razorback, Arkansas compiled a 38-11 record, won consecutive SWC titles (1988-89) and appeared in four straight bowl games.

ROSSOMANDO A NORTHEAST-10 CONFERENCE OUTSTANDING INDIVIDUAL

- During the 2020-21 academic year the Northeast-10 is celebrating its 40th anniversary by honoring 40 outstanding individuals and 40 iconic moments from throughout the conference's history. Offensive line coach Pete Rossomando was tabbed as one of the league's outstanding individuals.
- As the head coach of the University of New Haven (2008-12), Rossomando led the program to a 42-13 record and two NCAA Division II playoff appearances. He was named Liberty Mutual NCAA Division II National Coach of the Year following the 2012 season.

HAYE A VANDERBILT AND SEC LEGEND

- Second-year defensive line coach Jovan Haye was a two-time captain and All-Southeastern Conference performer for the Commodores while starting 34 games on the defensive line from 2002-04.
- Haye was also tabbed Vanderbilt's SEC legend in 2019.

VANDERBILT UNIVERSITY • VANDERBILT ATHLETICS

- Vanderbilt is ranked 14th among national universities by U.S. News & World Report. It ranks ninth in best value schools and 12th in best undergraduate teachings by the magazine.
- According to the 2021 Princeton Review, Vanderbilt ranks second for best quality of life, happiest students and most beautiful campuses in the nation.
- The university was founded in 1873 with a \$1 million gift from "Commodore" Cornelius Vanderbilt. Kirkland Hall, which continues as the main administration building on campus, is the only original structure that remains today.
- The 340-acre Vanderbilt campus, situated in an urban setting just two miles from business and governmental core of Nashville, is designated as an arboretum, and features approximately 300 species of trees and shrubs.
- In September, the university launched Destination Vanderbilt, a \$100 million university excellence initiative to recruit new faculty. Over the next two to four years, the university will leverage the investment to recruit approximately 60 faculty who are leaders and rising stars in their fields.
- Vanderbilt University has been honored with a 2020 Leadership Award from the U.S. Green Building Council for the institution's achievements in green building and its commitment to creating a healthy, sustainable future. The university was among 10 companies, projects and individuals across the nation to be spotlighted during the Greenbuild Virtual conference on Nov. 12.
- An internationally renowned political scientist and management scholar, Daniel Diermeier is the ninth chancellor of Vanderbilt University. He began his term as chancellor on July 1, 2020.
- The largest college on campus is Arts & Science with 4,046 undergraduates. The Divinity School is the smallest college with 176 students.
- Vanderbilt teams have captured five NCAA championships, all since 2007. The Commodore baseball team won the most recent national trophy, claiming the 2019 College World Series in June. It was the second NCAA title for head coach Tim Corbin and the Vanderbilt baseball team. Other NCAA titles have been earned by women's bowling (2007, 2018) and women's tennis (2015).
- In 2019-20, Vanderbilt had the smallest undergraduate enrollment (6,886) and total enrollment (13,131) in the Southeastern Conference.
- Vanderbilt is a charter member of the Southeastern Conference.
- Vanderbilt athletics director Candice Story Lee is one of five female athletic directors at Power 5 schools, joining University of Washington's Jennifer Cohen, Penn State's Sandy Barbour, Pittsburgh's Heather Lyke and Virginia's Carla Williams.
- Notable Vanderbilt alumni include PGA Tour FedEx Cup winner Brandt Snedeker, LPGA golfer and 2019 Solheim Cup USA team member Marina Alex, NBA champions Will Perdue, Festus Ezeli and Damian Jones, numerous Major League Baseball standouts such as David Price, Sonny Gray, Dansby Swanson and Walker Buehler, and more than 12 players active in the NFL such as cornerbacks Casey Hayward and Joejuan Williams, linebackers Zach Cunningham and Oren Burks, lineman Stephen Weatherly and receiver Trent Sherfield.
- Off the field, other prominent alumni include NBC Sunday Morning Show host and MSNBC's Morning Joe co-host Willie Geist, country music star Dierks Bentley, best-selling author James Patterson and ESPN baseball expert Buster Olney.

Depth Chart (as of Dec. 7)

Offense							Defense							
WR	19	Pierce Jr., Chris	6-4	231	Sr.	Sociology	DE	96	Clifton, Nate	6-5	267	So.	Undeclared	
	11	Alexander, Tyrell	6-1	184	5th	Learning, Diversity and Urban Studies		DT	90	Tidd, Cameron	6-3	295	5th	Marketing
WR	7	Johnson, Cam	6-0	198	Jr.	Human and Organizational Development	99		Langham, Malik	6-5	290	Jr.	Medicine, Health and Society	
	88	Harrison, Jayden	5-10	191	So.	Undeclared		DT	95	Wilkins Jr., Raashaan	6-3	307	Jr.	Economics
	18	Kyle, Logan	6-3	207	Fr.	Undeclared	57		Birchmeier, Drew	6-4	300	5th	Marketing	
TE	86	Bresnahan, Ben	6-4	244	Jr.	Medicine, Health and Society	OLB	48	Mintze, Andre	6-3	249	5th	Medicine, Health and Society	
	84	Ball, Justin	6-6	245	So.	Undeclared		ILB	26	Orji, Anfernee	6-2	224	So.	Computer Engineering
	10	Schoenwald, Gavin	6-4	237	Jr.	Human and Organizational Development			12	DeVault-Smith, Brayden	6-3	227	Sr.	Sociology
LT	54	Steen, Tyler	6-5	317	Jr.	Human and Organizational Development	ILB	50	Barr, Ethan	6-3	236	Fr.	Undeclared	
	75	Cox, Ben	6-5	292	Fr.	Undeclared		24	Orji, Alston	6-2	245	Jr.	American Studies	
LG	72	Dawkins, Dan	6-3	308	Jr.	Sociology	OLB	23	Mahoney, Jaylen	5-11	185	So.	Human and Organizational Development	
	68	Brooks Jr., Jason	6-4	275	Fr.	Undeclared		11	Harris, Justin	6-1	194	So.	Undeclared	
C	63	Miller, Grant	6-4	295	Sr.	Human and Organizational Development	CB	28	George, Allan	6-1	187	Sr.	Medicine, Health and Society	
	65	Warden, Michael	6-2	289	Jr.	Economics		15	Hamilton, Elijah	6-2	205	5th	Medicine, Health and Society	
-or-	62	Hernandez, Julian	6-4	312	So.	Undeclared	S	33	Jerkins, Dashaun	6-0	190	Jr.	Medicine, Health and Society	
RG	77	Mignone, Connor	6-4	302	5th	Data Science		42	Coleman, Camden	6-1	207	Jr.	Psychology	
	75	Cox, Ben	6-5	292	Fr.	Undeclared	S	13	Harris, Brendon	6-1	212	Jr.	Medicine, Health and Society	
RT	70	Ashmore, Bradley	6-6	294	Fr.	Undeclared		22	Lloyd, Chase	6-2	207	Fr.	Undeclared	
	69	Bapst, Brayden	6-6	300	So.	Human and Organizational Development	CB	6	Jeudy-Lally, Gabe	6-1	180	So.	Human and Organizational Development • Sociology	
QB	8	Seals, Ken	6-3	218	Fr.	Computer Science		15	Hamilton, Elijah	6-2	205	5th	Medicine, Health and Society	
	5	Wright, Mike	6-3	187	Fr.	Undeclared	Special Teams							
	6	Moussa, Jeremy	6-3	219	Jr.	Medicine, Health and Society								
RB	21	Henry-Brooks, Keyon	6-1	200	So.	Undeclared								
	3	Marlow, Ja'Veon	5-11	195	Jr.	Psychology								
	9	Griffin, Rocko	5-9	205	Fr.	Undeclared								
	25	Pryor, Mitchell	6-1	220	Jr.	Economics								
WR	2	Abdur-Rahman, Amir	6-4	217	Jr.	Medicine, Health and Society	K	37	Cooke, Pierson	6-0	194	Jr.	Political Science	
	81	Sheppard, Will	6-3	190	Fr.	Undeclared		32	Fuller, Sarah	6-2		Sr.	Medicine, Health and Society	
							P	47	Farley, Wes	6-1	185	Jr.	Human and Organizational Development	
								95	Smith, Harrison	5-10	188	Jr.	Biological Sciences • Classical and Mediterranean Studies	
							HLD	36	Wheatley, Jared	6-1	190	So.	Undeclared	
								95	Smith, Harrison	5-10	188	Jr.	Biological Sciences • Classical and Mediterranean Studies	
							LS	7	Johnson, Cam	6-0	198	Jr.	Human and Organizational Development	
								59	Meyer, Scott	6-1	224	5th	Leadership and Organizational Performance	
								49	Drevno, Zach	6-0	218	Jr.	Human and Organizational Development	
							KOR	58	Wesley Schelling	6-5	245	Fr.	Computer Science	
								7	Johnson, Cam	6-0	198	Jr.	Human and Organizational Development	
								15	Hamilton, Elijah	6-2	205	5th	Medicine, Health and Society	
							PR	7	Johnson, Cam	6-0	198	Jr.	Human and Organizational Development	
								28	George, Allan	6-1	187	Sr.	Medicine, Health and Society	

Alphabetical Roster

No.	Name	Pos.	Ht.	Wt.	Cl.	Hometown	High School	No.	Name	Pos.	Ht.	Wt.	Cl.	Hometown	High School
2	Amir Abdur-Rahman	WR	6-4	217	Jr.	Atlanta, Ga.	Mays	24	Alston Orji	LB	6-2	245	Jr.	Rockwall, Texas	Rockwall
17	Feleti Afemui	LB	6-3	244	Sr.	Kihei, Hawaii	Maui	26	Anfernee Orji	LB	6-2	224	So.	Rockwall, Texas	Rockwall
11	Tyrell Alexander	WR	6-1	184	5th	Lancaster, Texas	Lancaster	88	Michael Owusu	LB	6-5	240	Sr.	Oxnard, Calif.	Oaks Christian
16	BJ Anderson	CB	6-1	190	Jr.	Andalusia, Ala.	Andalusia	19	Chris Pierce Jr.	WR	6-4	231	Sr.	Smithfield, Va.	Smithfield
70	Bradley Ashmore	OL	6-6	294	Fr.	Neptune Beach, Fla.	Fletcher Senior	25	Mitchell Pryor	RB	6-1	220	Jr.	Darien, Conn.	Darien
78	Bryce Bailey	OL	6-5	306	Sr.	Newburgh, Ind.	Castle	94	Rutger Reitmaier	DL	6-3	266	Jr.	Nashville, Tenn.	Lipscomb Academy
84	Justin Ball	TE	6-6	232	So.	Glenn Dale, Md.	Gonzaga Prep	39	Javan Rice	K	6-2	201	Jr.	Miami, Fla.	Belen Jesuit Prep
69	Brayden Bapst	OL	6-6	300	So.	Washington, D.C.	St. John's College	66	Cameron Robinson	DL	6-0	302	Sr.	Mobile, Ala.	Murphy
50	Ethan Barr	LB	6-3	236	Fr.	Flower Mound, Texas	Marcus	58	Wesley Schelling	LS	6-5	245	Fr.	Nashville, Tenn.	Pearl-Cohn
29	Jack Barton	S/LB	6-0	201	Fr.	Dallas, Texas	Jesuit	10	Gavin Schoenwald	TE	6-4	237	Jr.	Brentwood, Tenn.	Brentwood Academy
57	Drew Birchmeier	OL	6-4	300	5th	Midlothian, Va.	Cosby	8	Ken Seals	QB	6-3	218	Fr.	Azle, Texas	Weatherford
51	Luke Blanton	LB	6-2	237	Jr.	Dallas, Texas	Highland Park	81	Will Sheppard	WR	6-3	190	Fr.	Mandeville, La.	Mandeville
14	Devin Boddie Jr.	WR	5-11	168	So.	Memphis, Tenn.	Whitehaven	95	Harrison Smith	P	5-10	188	Jr.	Franklin, Tenn.	Brentwood Academy
4	James Bostic III	WR	6-3	217	Sr.	Fort Lauderdale, Fla.	Cardinal Gibbons	64	Stephen Spanellis	OL	6-5	300	5th	Baltimore, Md.	Gilman School
12	Jack Bowen	QB	6-0	187	Jr.	Grand Rapids, Mich.	Catholic Central	46	Michael Spencer	LB	6-4	249	Fr.	Union, Ky.	The Taft School
86	Ben Bresnahan	TE	6-4	244	Jr.	Cumming, Ga.	West Forsyth	17	Keithian Starling Jr.	WR	6-0	185	Sr.	Nashville, Tenn.	Nashville Christian
68	Jason Brooks, Jr.	OL	6-4	275	Fr.	Houston, Texas	Dobie	54	Tyler Steen	OL	6-5	317	Jr.	Miami, Fla.	St. Thomas Aquinas
52	Alex Brown	LB	6-2	243	Jr.	San Antonio, Texas	Claudia Taylor Johnson	73	Jonathan Stewart	OL	6-7	324	Sr.	Lawrenceville, Ga.	Mountain View
43	Tré Brown	LB	5-10	200	So.	Loganville, Ga.	Grayson	97	Lorenza Surgers	DL	6-5	258	Jr.	Cary, N.C.	Panther Creek
61	Jonah Buchanan	OL	6-4	291	Sr.	Honolulu, Hawaii	Iolani	93	Tolu Thomas-Ailara	DL	6-3	252	Jr.	Chicago Heights, Ill.	Marian Catholic
15	Danny Clark	QB	6-4	232	Jr.	Akron, Ohio	Archbishop Hoban	90	Cameron Tidd	DL	6-3	295	5th	Greenwood, Ind.	Center Grove
74	Cole Clemens	OL	6-6	344	Sr.	South Jordan, Utah	Bingham	32	Jamauri Wakefield	RB	6-1	223	5th	Jacksonville, Fla.	Providence
96	Nate Clifton	DL	6-5	267	So.	La Vergne, Tenn.	Brentwood Academy	31	AJ Walsh	LB	6-5	232	Fr.	Mattawan, Mich.	Mattawan
42	Camden Coleman	DB	6-1	207	Jr.	Champaign, Ill.	University Laboratory	65	Michael Warden	OL	6-2	289	Jr.	Loveland, Ohio	Summit Country Day
37	Pierson Cooke	K/P	6-0	194	Jr.	Bloomfield Hills, Mich.	Cranbrook-Kingswood	67	Trent Weaver	OL	6-3	290	Fr.	St. Louis, Mo.	St. Louis University School
75	Ben Cox	OL	6-5	292	Fr.	Radford, Va.	Radford	52	Kevo Wesley	OL	6-4	296	Fr.	Chicago, Ill.	Curie
9	Daevion Davis	DL	6-2	285	So.	Madison, Ala.	James Clemens	36	Jared Wheatley	P	6-1	190	So.	Indian Trail, N.C.	Porter Ridge
72	Dan Dawkins	OL	6-3	308	Jr.	Staten Island, N.Y.	The Peddie School	35	Kyle White	TE	6-0	215	Jr.	Scottsdale, Ariz.	Notre Dame Prep
85	Joel DeCoursey	TE	6-4	245	So.	Zionsville, Ind.	Zionsville Community	95	Raashaan Wilkins Jr.	DL	6-3	307	Jr.	Chicago, Ill.	Mt. Carmel
12	Brayden DeVault-Smith	LB	6-3	227	Sr.	Nashville, Tenn.	Pearl-Cohn	8	Alex Williams	DL	6-6	260	So.	Akron, Ohio	Pickerington North
49	Zach Drevno	LS	6-0	218	Jr.	Saline, Mich.	Saline	13	Jackson Winrow	WR	6-1	213	5th	Shawnee, Okla.	Shawnee
53	Tommy Eckels	LB	6-2	229	Fr.	Kansas City, Mo.	Rockhurst	14	Maxwell Worship	S	6-1	206	Jr.	Fort Lauderdale, Fla.	Cardinal Gibbons
47	Wes Farley	K	6-1	185	Jr.	New Canaan, Conn.	New Canaan	30	De'Rickey Wright	ATH	6-4	207	Fr.	Gadsden, Ala.	Gadsden City
71	Donald Fitzgerald	OL	6-8	305	So.	Nashville, Tenn.	Hillsboro	5	Mike Wright	QB	6-3	187	Fr.	Fayetteville, Ga.	Woodward Academy
32	Sarah Fuller	K	6-2		Sr.	Wylie, Texas	Wylie								
28	Allan George	CB	6-1	187	Sr.	Andalusia, Ala.	Andalusia								
92	Derek Green	DL	6-5	320	So.	Richlands, N.C.	Southwest								
9	Rocko Griffin	RB	5-9	205	Fr.	Rincon, Ga.	South Effingham								
15	Elijah Hamilton	CB	6-2	205	5th	Roswell, Ga.	Blessed Trinity Catholic								
13	Brendon Harris	S	6-1	212	Jr.	Chattanooga, Tenn.	Baylor School								
11	Justin Harris	S	6-1	194	So.	Attalla, Ala.	Etowah								
88	Jayden Harrison	WR	5-10	191	So.	Nashville, Tenn.	Pearl-Cohn								
4	Randall Haynie	CB	6-0	185	Sr.	Fort Lauderdale, Fla.	Cardinal Gibbons								
21	Kenny Hebert	LB	6-4	232	Sr.	New Orleans, La.	Holy Cross								
21	Keyon Henry-Brooks	RB	6-1	200	So.	Powder Springs, Ga.	Kennesaw Mountain								
16	Mac Hereford	WR	6-1	216	5th	Birmingham, Ala.	Woodberry Forest								
62	Julian Hernandez	OL	6-4	312	So.	Davie, Fla.	St. Thomas Aquinas								
44	Christian James	DL	6-4	250	So.	Memphis, Tenn.	Christian Brothers								
33	Dashaun Jenkins	S	6-0	190	Jr.	Woodbridge, Va.	Woodbridge								
6	Gabe Jeudy-Lally	CB	6-1	180	So.	Charlotte, N.C.	Ardrey Kell								
7	Cam Johnson	WR	6-0	198	Jr.	Brentwood, Tenn.	Brentwood Academy								
1	Donovan Kaufman	DB	5-10	197	Fr.	New Orleans, La.	Archbishop Rummel								
18	Logan Kyle	WR	6-3	207	Fr.	Cypress, Texas	Tomball Memorial								
89	Diego LaMonica	TE	6-4	230	Fr.	Miami, Fla.	Gulliver Prep								
45	Griffin Lampton	LB	6-3	226	Fr.	Wellington, Fla.	St. Thomas Aquinas								
99	Malik Langham	DL	6-5	290	Jr.	Huntsville, Ala.	Lee								
22	Chase Lloyd	DB	6-2	207	Fr.	Atlanta, Ga.	Westlake								
23	Jaylen Mahoney	CB	5-11	185	So.	Rock Hill, S.C.	South Pointe								
3	Ja'Veon Marlow	RB	5-11	195	Jr.	Winter Haven, Fla.	Winter Haven								
41	Elijah McAllister	LB	6-6	245	Jr.	Rumson, N.J.	Rumson Fair Haven								
27	Ryan McCord	CB	6-1	180	Fr.	Dallas, Texas	Saint Mark's								
59	Scott Meyer	LS	6-1	224	5th	Alpharetta, Ga.	Blessed Trinity Catholic								
77	Connor Mignone	OL	6-4	302	5th	Redding, Conn.	Joel Barlow								
63	Grant Miller	OL	6-4	297	Sr.	Fort Lauderdale, Fla.	St. Thomas Aquinas								
38	Oren Milstein	K	5-7	165	5th	Boca Raton, Fla.	American Heritage								
48	Andre Mintze	LB	6-3	246	5th	Philadelphia, Pa.	Imhotep Institute								
6	Jeremy Moussa	QB	6-3	219	Jr.	Chino Hills, Calif.	Eleanor Roosevelt								
10	Dayo Odeyingbo	DL	6-6	276	Sr.	Irving, Texas	Carrollton Ranchview								

Pronunciation Guide

2	Abdur-Rahman, Amir	ah-MEER ub-DUR ruh-MAN
17	Afumei, Feleti	fah-LAH-tee ah-FUH-moo-ee
14	Boddie, Devin	body
9	Davis, Daevion	day-VEE-on
49	Drevno, Zach	DREV-no
21	Henry-Brooks, Keyon	key-on
6	Jeudy-Lally, Gabe	judy-lol-lee
99	Langham, Malik	MUH-leak
3	Marlow, Ja'Veon	jay-VEE-on
77	Mignone, Connor	min-YAWN
48	Mintze, Andre	mence
10	Odeyingbo, Dayo	DYE-oh oh-DANG-bow
24	Orji, Alston	OR-jee
26	Orji, Anfernee	OR-jee
88	Owusu, Michael	oh-WOO-sue
94	Reitmaier, Rutger	RIGHT-meyer
58	Schelling, Wesley	SHELL-ing
32	Wakefield, Jamauri	jah-MAR-ee

Numerical Roster

No.	Name	Pos.	Ht.	Wt.	Cl.	Hometown	High School	No.	Name	Pos.	Ht.	Wt.	Cl.	Hometown	High School
1	Donovan Kaufman	DB	5-10	197	Fr.	New Orleans, La.	Archbishop Rummel	59	Scott Meyer	LS	6-1	224	5th	Alpharetta, Ga.	Blessed Trinity Catholic
2	Amir Abdur-Rahman	WR	6-4	217	Jr.	Atlanta, Ga.	Mays	61	Jonah Buchanan	OL	6-4	291	Sr.	Honolulu, Hawaii	Iolani
3	Ja'Veon Marlow	RB	5-11	195	Jr.	Winter Haven, Fla.	Winter Haven	62	Julian Hernandez	OL	6-4	312	So.	Davie, Fla.	St. Thomas Aquinas
4	James Bostic III	WR	6-3	217	Sr.	Fort Lauderdale, Fla.	Cardinal Gibbons	63	Grant Miller	OL	6-4	297	Sr.	Fort Lauderdale, Fla.	St. Thomas Aquinas
4	Randall Haynie	CB	6-0	185	Sr.	Fort Lauderdale, Fla.	Cardinal Gibbons	64	Stephen Spanellis	OL	6-5	300	5th	Baltimore, Md.	Gilman School
5	Mike Wright	QB	6-3	187	Fr.	Fayetteville, Ga.	Woodward Academy	65	Michael Warden	OL	6-2	289	Jr.	Loveland, Ohio	Summit Country Day
6	Jeremy Moussa	QB	6-3	219	Jr.	Chino Hills, Calif.	Eleanor Roosevelt	66	Cameron Robinson	DL	6-0	302	Sr.	Mobile, Ala.	Murphy
6	Gabe Jeudy-Lally	CB	6-1	180	So.	Charlotte, N.C.	Ardrey Kell	67	Trent Weaver	OL	6-3	290	Fr.	St. Louis, Mo.	St. Louis University School
7	Cam Johnson	WR	6-0	198	Jr.	Brentwood, Tenn.	Brentwood Academy	68	Jason Brooks, Jr.	OL	6-4	275	Fr.	Houston, Texas	Dobie
8	Ken Seals	QB	6-3	218	Fr.	Azle, Texas	Weatherford	69	Brayden Bapst	OL	6-6	300	So.	Washington, D.C.	St. John's College
8	Alex Williams	DL	6-6	260	So.	Akron, Ohio	Pickerington North	70	Bradley Ashmore	OL	6-6	294	Fr.	Neptune Beach, Fla.	Fletcher Senior
9	Daevion Davis	DL	6-2	285	So.	Madison, Ala.	James Clemens	71	Donald Fitzgerald	OL	6-8	305	So.	Nashville, Tenn.	Hillsboro
9	Rocko Griffin	RB	5-9	205	Fr.	Rincon, Ga.	South Effingham	72	Dan Dawkins	OL	6-3	308	Jr.	Staten Island, N.Y.	The Peddie School
10	Dayo Odeyingbo	DL	6-6	276	Sr.	Irving, Texas	Carrollton Ranchview	73	Jonathan Stewart	OL	6-7	324	Sr.	Lawrenceville, Ga.	Mountain View
10	Gavin Schoenwald	TE	6-4	237	Jr.	Brentwood, Tenn.	Brentwood Academy	74	Cole Clemens	OL	6-6	344	Sr.	South Jordan, Utah	Bingham
11	Tyrell Alexander	WR	6-1	184	5th	Lancaster, Texas	Lancaster	75	Ben Cox	OL	6-5	292	Fr.	Radford, Va.	Radford
11	Justin Harris	S	6-1	194	So.	Attalla, Ala.	Etowah	77	Connor Mignone	OL	6-4	302	5th	Redding, Conn.	Joel Barlow
12	Brayden DeVault-Smith	LB	6-3	227	Sr.	Nashville, Tenn.	Pearl-Cohn	78	Bryce Bailey	OL	6-5	306	Sr.	Newburgh, Ind.	Castle
12	Jack Bowen	QB	6-0	187	Jr.	Grand Rapids, Mich.	Catholic Central	81	Will Sheppard	WR	6-3	190	Fr.	Mandeville, La.	Mandeville
13	Brendon Harris	S	6-1	212	Jr.	Chattanooga, Tenn.	Baylor School	84	Justin Ball	TE	6-6	232	So.	Glenn Dale, Md.	Gonzaga Prep
13	Jackson Winrow	WR	6-1	213	5th	Shawnee, Okla.	Shawnee	85	Joel DeCoursey	TE	6-4	245	So.	Zionsville, Ind.	Zionsville Community
14	Devin Boddie Jr.	WR	5-11	168	So.	Memphis, Tenn.	Whitehaven	86	Ben Bresnahan	TE	6-4	244	Jr.	Cumming, Ga.	West Forsyth
14	Maxwell Worship	S	6-1	206	Jr.	Fort Lauderdale, Fla.	Cardinal Gibbons	88	Jayden Harrison	WR	5-10	191	So.	Nashville, Tenn.	Pearl-Cohn
15	Danny Clark	QB	6-4	232	Jr.	Akron, Ohio	Archbishop Hoban	88	Michael Owusu	LB	6-5	240	Sr.	Oxnard, Calif.	Oaks Christian
15	Elijah Hamilton	CB	6-2	205	5th	Roswell, Ga.	Blessed Trinity Catholic	89	Diego LaMonica	TE	6-4	230	Fr.	Miami, Fla.	Gulliver Prep
16	Mac Hereford	WR	6-1	216	5th	Birmingham, Ala.	Woodberry Forest	90	Cameron Tidd	DL	6-3	295	5th	Greenwood, Ind.	Center Grove
16	BJ Anderson	CB	6-1	190	Jr.	Andalusia, Ala.	Andalusia	92	Derek Green	DL	6-5	320	So.	Richlands, N.C.	Southwest
17	Keithian Starling Jr.	WR	6-0	185	Sr.	Nashville, Tenn.	Nashville Christian	93	Tolu Thomas-Ailara	DL	6-3	252	Jr.	Chicago Heights, Ill.	Marian Catholic
17	Feleti Afemui	LB	6-3	244	Sr.	Kihei, Hawaii	Maui	94	Rutger Reitmaier	DL	6-3	266	Jr.	Nashville, Tenn.	Lipscomb Academy
18	Logan Kyle	WR	6-3	207	Fr.	Cypress, Texas	Tomball Memorial	95	Harrison Smith	P	5-10	188	Jr.	Franklin, Tenn.	Brentwood Academy
19	Chris Pierce Jr.	WR	6-4	231	Sr.	Smithfield, Va.	Smithfield	95	Raashaan Wilkins Jr.	DL	6-3	307	Jr.	Chicago, Ill.	Mt. Carmel
21	Keyon Henry-Brooks	RB	6-1	200	So.	Powder Springs, Ga.	Kennesaw Mountain	96	Nate Clifton	DL	6-5	267	So.	La Vergne, Tenn.	Brentwood Academy
21	Kenny Hebert	LB	6-4	232	Sr.	New Orleans, La.	Holy Cross	97	Lorenza Surgers	DL	6-5	258	Jr.	Cary, N.C.	Panther Creek
22	Chase Lloyd	DB	6-2	207	Fr.	Atlanta, Ga.	Westlake	99	Malik Langham	DL	6-5	290	Jr.	Huntsville, Ala.	Lee
23	Jaylen Mahoney	CB	5-11	185	So.	Rock Hill, S.C.	South Pointe								
24	Alston Orji	LB	6-2	245	Jr.	Rockwall, Texas	Rockwall								
25	Mitchell Pryor	RB	6-1	220	Jr.	Darien, Conn.	Darien								
26	Anfernee Orji	LB	6-2	224	So.	Rockwall, Texas	Rockwall								
27	Ryan McCord	CB	6-1	180	Fr.	Dallas, Texas	Saint Mark's								
28	Allan George	CB	6-1	187	Sr.	Andalusia, Ala.	Andalusia								
29	Jack Barton	S/LB	6-0	201	Fr.	Dallas, Texas	Jesuit								
30	De'Rickey Wright	ATH	6-4	207	Fr.	Gadsden, Ala.	Gadsden City								
31	AJ Walsh	LB	6-5	232	Fr.	Mattawan, Mich.	Mattawan								
32	Sarah Fuller	K	6-2		Sr.	Wylie, Texas	Wylie								
32	Jamauri Wakefield	RB	6-1	223	5th	Jacksonville, Fla.	Providence								
33	Dashaun Jerkins	S	6-0	190	Jr.	Woodbridge, Va.	Woodbridge								
35	Kyle White	TE	6-0	215	Jr.	Scottsdale, Ariz.	Notre Dame Prep								
36	Jared Wheatley	P	6-1	190	So.	Indian Trail, N.C.	Porter Ridge								
37	Pierson Cooke	K/P	6-0	194	Jr.	Bloomfield Hills, Mich.	Cranbrook-Kingswood								
38	Oren Milstein	K	5-7	165	5th	Boca Raton, Fla.	American Heritage								
39	Javan Rice	K	6-2	201	Jr.	Miami, Fla.	Belen Jesuit Prep								
41	Elijah McAllister	LB	6-6	245	Jr.	Rumson, N.J.	Rumson Fair Haven								
42	Camden Coleman	DB	6-1	207	Jr.	Champaign, Ill.	University Laboratory								
43	Tré Brown	LB	5-10	200	So.	Loganville, Ga.	Grayson								
44	Christian James	DL	6-4	250	So.	Memphis, Tenn.	Christian Brothers								
45	Griffin Lampton	LB	6-3	226	Fr.	Wellington, Fla.	St. Thomas Aquinas								
46	Michael Spencer	LB	6-4	249	Fr.	Union, Ky.	The Taft School								
47	Wes Farley	K	6-1	185	Jr.	New Canaan, Conn.	New Canaan								
48	Andre Mintze	LB	6-3	246	5th	Philadelphia, Pa.	Imhotep Institute								
49	Zach Drevno	LS	6-0	218	Jr.	Saline, Mich.	Saline								
50	Ethan Barr	LB	6-3	236	Fr.	Flower Mound, Texas	Marcus								
51	Luke Blanton	LB	6-2	237	Jr.	Dallas, Texas	Highland Park								
52	Kevo Wesley	OL	6-4	296	Fr.	Chicago, Ill.	Curie								
52	Alex Brown	LB	6-2	243	Jr.	San Antonio, Texas	Claudia Taylor Johnson								
53	Tommy Eckels	LB	6-2	229	Fr.	Kansas City, Mo.	Rockhurst								
54	Tyler Steen	OL	6-5	317	Jr.	Miami, Fla.	St. Thomas Aquinas								
57	Drew Birchmeier	OL	6-4	300	5th	Midlothian, Va.	Cosby								
58	Wesley Schelling	LS	6-5	245	Fr.	Nashville, Tenn.	Pearl-Cohn								

Pronunciation Guide

2	Abdur-Rahman, Amir	ah-MEER ub-DUR ruh-MAN
3	Marlow, Ja'Veon	jay-VEE-on
6	Jeudy-Lally, Gabe	judy-lol-lee
9	Davis, Daevion	day-VEE-on
10	Odeyingbo, Dayo	DYE-oh oh-DANG-bow
14	Boddie, Devin	body
17	Afumei, Feleti	fah-LAH-tee ah-FUH-moo-ee
21	Henry-Brooks, Keyon	key-on
24	Orji, Alston	OR-je
26	Orji, Anfernee	OR-je
32	Wakefield, Jamauri	jah-MAR-ee
48	Mintze, Andre	mence
49	Drevno, Zach	DREV-no
58	Schelling, Wesley	SHELL-ing
77	Mignone, Connor	min-YAWN
88	Owusu, Michael	oh-WOO-sue
94	Reitmaier, Rutger	RIGHT-meyer
99	Langham, Malik	MUH-leak

Academic Roster

No.	Name	Pos.	Ht.	Wt.	Cl.	Major	No.	Name	Pos.	Ht.	Wt.	Cl.	Major
24	Alston Orji	LB	6-2	245	Jr.	American Studies	2	Amir Abdur-Rahman	WR	6-4	217	Jr.	Medicine, Health and Society
95	Harrison Smith	P	5-10	188	Jr.	Biological Sciences • Classical and Mediterranean Studies	86	Ben Bresnahan	TE	6-4	244	Jr.	Medicine, Health and Society
52	Alex Brown	LB	6-2	243	Jr.	Communication Studies	78	Bryce Bailey	OL	6-5	306	Sr.	Medicine, Health and Society
15	Danny Clark	QB	6-4	232	Jr.	Communication Studies	9	Daevion Davis	DL	6-2	285	So.	Medicine, Health and Society
97	Lorenza Surgers	DL	6-5	258	Jr.	Communications Studies	4	James Bostic III	WR	6-3	217	Sr.	Medicine, Health and Society
26	Anfernee Orji	LB	6-2	224	So.	Computer Engineering	13	Brendon Harris	S	6-1	212	Jr.	Medicine, Health and Society
67	Trent Weaver	OL	6-3	290	Fr.	Computer Engineering	66	Cameron Robinson	DL	6-0	302	Sr.	Medicine, Health and Society
8	Ken Seals	QB	6-3	218	Fr.	Computer Science	33	Dashaun Jenkins	S	6-0	190	Jr.	Medicine, Health and Society
27	Ryan McCord	CB	6-1	180	Fr.	Computer Science	10	Dayo Odeyingbo	DL	6-6	276	Sr.	Medicine, Health and Society
58	Wesley Schelling	LS	6-5	245	Fr.	Computer Science	41	Elijah McAllister	LB	6-6	245	Jr.	Medicine, Health and Society
61	Jonah Buchanan	OL	6-4	291	Sr.	Computer Science • Mathematics	6	Jeremy Moussa	QB	6-3	219	Jr.	Medicine, Health and Society
77	Connor Mignone	OL	6-4	302	5th	Data Science (Grad)	99	Malik Langham	DL	6-5	290	Jr.	Medicine, Health and Society
74	Cole Clemens	OL	6-6	344	Sr.	Economics	88	Michael Owusu	LB	6-5	240	Sr.	Medicine, Health and Society
39	Javan Rice	K	6-2	201	Jr.	Economics	28	Allan George	CB	6-1	187	Sr.	Medicine, Health and Society
51	Luke Blanton	LB	6-2	237	Jr.	Economics	32	Sarah Fuller	K	6-2		Sr.	Medicine, Health and Society
65	Michael Warden	OL	6-2	289	Jr.	Economics	48	Andre Mintze	LB	6-3	246	5th	Medicine, Health and Society (Grad)
25	Mitchell Pryor	RB	6-1	220	Jr.	Economics	15	Elijah Hamilton	CB	6-2	205	5th	Medicine, Health and Society (Grad)
95	Raashan Wilkins Jr.	DL	6-3	307	Jr.	Economics	93	Tolu Thomas-Ailara	DL	6-3	252	Jr.	Neuroscience
17	Keithian Starling Jr.	WR	6-0	185	Sr.	Engineering Science	37	Pierson Cooke	K/P	6-0	194	Jr.	Political Science
69	Brayden Bapst	OL	6-6	300	So.	Human and Organizational Development	42	Camden Coleman	DB	6-1	207	Jr.	Psychology
7	Cam Johnson	WR	6-0	198	Jr.	Human and Organizational Development	3	Ja'Veon Marlow	RB	5-11	195	Jr.	Psychology
17	Feleti Afemui	LB	6-3	244	Sr.	Human and Organizational Development	8	Alex Williams	DL	6-6	260	So.	Sociology
10	Gavin Schoenwald	TE	6-4	237	Jr.	Human and Organizational Development	16	BJ Anderson	CB	6-1	190	Jr.	Sociology
63	Grant Miller	OL	6-4	297	Sr.	Human and Organizational Development	19	Chris Pierce Jr.	WR	6-4	231	Sr.	Sociology
12	Jack Bowen	QB	6-0	187	Jr.	Human and Organizational Development	13	Jackson Winrow	WR	6-1	213	5th	Sociology
23	Jaylen Mahoney	CB	5-11	185	So.	Human and Organizational Development	73	Jonathan Stewart	OL	6-7	324	Sr.	Sociology
85	Joel DeCoursey	TE	6-4	245	So.	Human and Organizational Development	4	Randall Haynie	CB	6-0	185	Sr.	Sociology
35	Kyle White	TE	6-0	215	Jr.	Human and Organizational Development	94	Rutger Reitmaier	DL	6-3	266	Jr.	Sociology
14	Maxwell Worship	S	6-1	206	Jr.	Human and Organizational Development	12	Brayden DeVault-Smith	LB	6-3	227	Sr.	Sociology Studies
54	Tyler Steen	OL	6-5	317	Jr.	Human and Organizational Development	72	Dan Dawkins	OL	6-3	308	Jr.	Sociology Studies
47	Wes Farley	K	6-1	185	Jr.	Human and Organizational Development	31	AJ Walsh	LB	6-5	232	Fr.	Undeclared
49	Zach Drevno	LS	6-0	218	Jr.	Human and Organizational Development	75	Ben Cox	OL	6-5	292	Fr.	Undeclared
6	Gabe Jeudy-Lally	CB	6-1	180	So.	Human and Organizational Development • Sociology	70	Bradley Ashmore	OL	6-6	294	Fr.	Undeclared
59	Scott Meyer	LS	6-1	224	5th	Leadership and Organizational Performance (Grad)	22	Chase Lloyd	DB	6-2	207	Fr.	Undeclared
21	Kenny Hebert	LB	6-4	232	Sr.	Learning, Diversity and Urban Studies (Grad)	44	Christian James	DL	6-4	250	So.	Undeclared
11	Tyrell Alexander	WR	6-1	184	5th	Learning, Diversity and Urban Studies (Grad)	92	Derek Green	DL	6-5	320	So.	Undeclared
90	Cameron Tidd	DL	6-3	295	5th	Marketing (Grad)	30	De'Rickey Wright	ATH	6-4	207	Fr.	Undeclared
57	Drew Birchmeier	OL	6-4	300	5th	Marketing (Grad)	14	Devin Boddie Jr.	WR	5-11	168	So.	Undeclared
32	Jamauri Wakefield	RB	6-1	223	5th	Marketing (Grad)	89	Diego LaMonica	TE	6-4	230	Fr.	Undeclared
16	Mac Hereford	WR	6-1	216	5th	Marketing (Grad)	71	Donald Fitzgerald	OL	6-8	305	So.	Undeclared
38	Oren Milstein	K	5-7	165	5th	Marketing (Grad)	1	Donovan Kaufman	DB	5-10	197	Fr.	Undeclared
64	Stephen Spanellis	OL	6-5	300	5th	Marketing (Grad)	50	Ethan Barr	LB	6-3	236	Fr.	Undeclared
							45	Griffin Lampton	LB	6-3	226	Fr.	Undeclared
							29	Jack Barton	S/LB	6-0	201	Fr.	Undeclared
							36	Jared Wheatley	P	6-1	190	So.	Undeclared
							68	Jason Brooks, Jr.	OL	6-4	275	Fr.	Undeclared
							88	Jayden Harrison	WR	5-10	191	So.	Undeclared
							62	Julian Hernandez	OL	6-4	312	So.	Undeclared
							84	Justin Ball	TE	6-6	232	So.	Undeclared
							11	Justin Harris	S	6-1	194	So.	Undeclared
							52	Kevo Wesley	OL	6-4	296	Fr.	Undeclared
							21	Keyon Henry-Brooks	RB	6-1	200	So.	Undeclared
							18	Logan Kyle	WR	6-3	207	Fr.	Undeclared
							46	Michael Spencer	LB	6-4	249	Fr.	Undeclared
							5	Mike Wright	QB	6-3	187	Fr.	Undeclared
							96	Nate Clifton	DL	6-5	267	So.	Undeclared
							9	Rocko Griffin	RB	5-9	205	Fr.	Undeclared
							53	Tommy Eckels	LB	6-2	229	Fr.	Undeclared
							43	Tré Brown	LB	5-10	200	So.	Undeclared
							81	Will Sheppard	WR	6-3	190	Fr.	Undeclared

Geographical Roster

No.	Name	Pos.	Ht.	Wt.	Cl.	Hometown/High School	No.	Name	Pos.	Ht.	Wt.	Cl.	Hometown/High School
16	Mac Hereford	WR	6-1	216	5th	Birmingham, Ala./Woodberry Forest	64	Stephen Spanellis	OL	6-5	300	5th	Baltimore, Md./Gilman School
9	Daevion Davis	DL	6-2	285	So.	Madison, Ala./James Clemens	84	Justin Ball	TE	6-6	232	So.	Glenn Dale, Md./Gonzaga Prep
66	Cameron Robinson	DL	6-0	302	Sr.	Mobile, Ala./Murphy							
99	Malik Langham	DL	6-5	290	Jr.	Huntsville, Ala./Lee	12	Jack Bowen	QB	6-0	187	Jr.	Grand Rapids, Mich./Catholic Central
28	Allan George	CB	6-1	187	Sr.	Andalusia, Ala./Andalusia	49	Zach Drevno	LS	6-0	218	Jr.	Saline, Mich./Saline
16	BJ Anderson	CB	6-1	190	Jr.	Andalusia, Ala./Andalusia	37	Pierson Cooke	K/P	6-0	194	Jr.	Bloomfield Hills, Mich./Cranbrook-Kingswood
30	De'Rickey Wright	ATH	6-4	207	Fr.	Gadsden, Ala./Gadsden City	31	AJ Walsh	LB	6-5	232	Fr.	Mattawan, Mich./Mattawan
11	Justin Harris	S	6-1	194	So.	Attalla, Ala./Etowah							
35	Kyle White	TE	6-0	215	Jr.	Scottsdale, Ariz./Notre Dame Prep	67	Trent Weaver	OL	6-3	290	Fr.	St. Louis, Mo./St. Louis University School
							53	Tommy Eckels	LB	6-2	229	Fr.	Kansas City, Mo./Rockhurst
6	Jeremy Moussa	QB	6-3	219	Jr.	Chino Hills, Calif./Eleanor Roosevelt	97	Lorenza Surgers	DL	6-5	258	Jr.	Cary, N.C./Panther Creek
88	Michael Owusu	LB	6-5	240	Sr.	Oxnard, Calif./Oaks Christian	6	Gabe Jeudy-Lally	CB	6-1	180	So.	Charlotte, N.C./Adrey Kell
							92	Derek Green	DL	6-5	320	So.	Richlands, N.C./Southwest
77	Connor Mignone	OL	6-4	302	5th	Redding, Conn./Joel Barlow	36	Jared Wheatley	P	6-1	190	So.	Indian Trail, N.C./Porter Ridge
25	Mitchell Pryor	RB	6-1	220	Jr.	Darien, Conn./Darien							
47	Wes Farley	K	6-1	185	Jr.	New Canaan, Conn./New Canaan	41	Elijah McAllister	LB	6-6	245	Jr.	Rumson, N.J./Rumson Fair Haven
69	Brayden Bapst	OL	6-6	300	So.	Washington, D.C./St. John's College	72	Dan Dawkins	OL	6-3	308	Jr.	Staten Island, N.Y./The Peddie School
39	Javan Rice	K	6-2	201	Jr.	Miami, Fla./Belen Jesuit Prep	15	Danny Clark	QB	6-4	232	Jr.	Akron, Ohio/Archbishop Hoban
63	Grant Miller	OL	6-4	297	Sr.	Fort Lauderdale, Fla./St. Thomas Aquinas	65	Michael Warden	OL	6-2	289	Jr.	Loveland, Ohio/Summit Country Day
14	Maxwell Worship	S	6-1	206	Jr.	Fort Lauderdale, Fla./Cardinal Gibbons	8	Alex Williams	DL	6-6	260	So.	Akron, Ohio/Pickerington North
54	Tyler Steen	OL	6-5	317	Jr.	Miami, Fla./St. Thomas Aquinas							
32	Jamauri Wakefield	RB	6-1	223	5th	Jacksonville, Fla./Providence	13	Jackson Winrow	WR	6-1	213	5th	Shawnee, Okla./Shawnee
38	Oren Milstein	K	5-7	165	5th	Boca Raton, Fla./American Heritage							
4	James Bostic III	WR	6-3	217	Sr.	Fort Lauderdale, Fla./Cardinal Gibbons	48	Andre Mintze	LB	6-3	246	5th	Philadelphia, Pa./Imhotep Institute
3	Ja'Veon Marlow	RB	5-11	195	Jr.	Winter Haven, Fla./Winter Haven							
4	Randall Haynie	CB	6-0	185	Sr.	Fort Lauderdale, Fla./Cardinal Gibbons	23	Jaylen Mahoney	CB	5-11	185	So.	Rock Hill, S.C./South Pointe
70	Bradley Ashmore	OL	6-6	294	Fr.	Neptune Beach, Fla./Fletcher Senior							
89	Diego LaMonica	TE	6-4	230	Fr.	Miami, Fla./Gulliver Prep	95	Harrison Smith	P	5-10	188	Jr.	Franklin, Tenn./Brentwood Academy
45	Griffin Lampton	LB	6-3	226	Fr.	Wellington, Fla./St. Thomas Aquinas	57	Wesley Schelling	LS	6-5	245	Fr.	Nashville, Tenn./Pearl-Cohn
62	Julian Hernandez	OL	6-4	312	So.	Davie, Fla./St. Thomas Aquinas	18	Keithian Starling Jr.	WR	6-0	185	Sr.	Nashville, Tenn./Nashville Christian
							7	Cam Johnson	WR	6-0	198	Jr.	Brentwood, Tenn./Brentwood Academy
59	Scott Meyer	LS	6-1	224	5th	Alpharetta, Ga./Blessed Trinity Catholic	10	Gavin Schoenwald	TE	6-4	237	Jr.	Brentwood, Tenn./Brentwood Academy
2	Amir Abdur-Rahman	WR	6-4	217	Jr.	Atlanta, Ga./Mays	13	Brendon Harris	S	6-1	212	Jr.	Chattanooga, Tenn./Baylor School
86	Ben Bresnahan	TE	6-4	244	Jr.	Cumming, Ga./West Forsyth	94	Rutger Reitmaier	DL	6-3	266	Jr.	Nashville, Tenn./Lipscomb Academy
15	Elijah Hamilton	CB	6-2	205	5th	Roswell, Ga./Blessed Trinity Catholic	12	Brayden DeVault-Smith	LB	6-3	227	Sr.	Nashville, Tenn./Pearl-Cohn
73	Jonathan Stewart	OL	6-7	324	Sr.	Lawrenceville, Ga./Mountain View	44	Christian James	DL	6-4	250	So.	Memphis, Tenn./Christian Brothers
22	Chase Lloyd	DB	6-2	207	Fr.	Atlanta, Ga./Westlake	14	Devin Boddie Jr.	WR	5-11	168	So.	Memphis, Tenn./Whitehaven
21	Keyon Henry-Brooks	RB	6-1	200	So.	Powder Springs, Ga./Kennesaw Mountain	71	Donald Fitzgerald	OL	6-8	305	So.	Nashville, Tenn./Hillsboro
5	Mike Wright	QB	6-3	187	Fr.	Fayetteville, Ga./Woodward Academy	88	Jayden Harrison	WR	5-10	191	So.	Nashville, Tenn./Pearl-Cohn
9	Rocko Griffin	RB	5-9	205	Fr.	Rincon, Ga./South Effingham	96	Nate Clifton	DL	6-5	267	So.	La Vergne, Tenn./Brentwood Academy
43	Tré Brown	LB	5-10	200	So.	Loganville, Ga./Grayson							
61	Jonah Buchanan	OL	6-4	291	Sr.	Honolulu, Hawaii/Iolani	24	Alston Orji	LB	6-2	245	Jr.	Rockwall, Texas/Rockwall
17	Feleti Afemui	LB	6-3	244	Sr.	Kihei, Hawaii/Maui	52	Alex Brown	LB	6-2	243	Jr.	San Antonio, Texas/Claudia Taylor Johnson
95	Raashan Wilkins Jr.	DL	6-3	307	Jr.	Chicago, Ill./Mt. Carmel	26	Anfernee Orji	LB	6-2	224	So.	Rockwall, Texas/Rockwall
93	Tolu Thomas-Ailara	DL	6-3	252	Jr.	Chicago Heights, Ill./Marian Catholic	8	Ken Seals	QB	6-3	218	Fr.	Azle, Texas/Weatherford
42	Camden Coleman	DB	6-1	207	Jr.	Champaign, Ill./University Laboratory	27	Ryan McCord	CB	6-1	180	Fr.	Dallas, Texas/Saint Mark's
52	Kevo Wesley	OL	6-4	296	Fr.	Chicago, Ill./Curie	51	Luke Blanton	LB	6-2	237	Jr.	Dallas, Texas/Highland Park
85	Joel DeCoursey	TE	6-4	245	So.	Zionsville, Ind./Zionsville Community	11	Tyrell Alexander	WR	6-1	184	5th	Lancaster, Texas/Lancaster
90	Cameron Tidd	DL	6-3	295	5th	Greenwood, Ind./Center Grove	10	Dayo Odeyingbo	DL	6-6	276	Sr.	Irving, Texas/Carrollton Ranchview
78	Bryce Bailey	OL	6-5	306	Sr.	Newburgh, Ind./Castle	50	Ethan Barr	LB	6-3	236	Fr.	Flower Mound, Texas/Marcus
46	Michael Spencer	LB	6-4	249	Fr.	Union, Ky./The Taft School	29	Jack Barton	S/LB	6-0	201	Fr.	Dallas, Texas/Jesuit
21	Kenny Hebert	LB	6-4	232	Sr.	New Orleans, La./Holy Cross	68	Jason Brooks, Jr.	OL	6-4	275	Fr.	Houston, Texas/Dobie
1	Donovan Kaufman	DB	5-10	197	Fr.	New Orleans, La./Archbishop Rummel	18	Logan Kyle	WR	6-3	207	Fr.	Cypress, Texas/Tomball Memorial
81	Will Sheppard	WR	6-3	190	Fr.	Mandeville, La./Mandeville	32	Sarah Fuller	K	6-2		Sr.	Wylie, Texas/Wylie
							74	Cole Clemens	OL	6-6	344	Sr.	South Jordan, Utah/Bingham
							57	Drew Birchmeier	OL	6-4	300	5th	Midlothian, Va./Cosby
							33	Dashaun Jerkins	S	6-0	190	Jr.	Woodbridge, Va./Woodbridge
							19	Chris Pierce Jr.	WR	6-4	231	Sr.	Smithfield, Va./Smithfield
							75	Ben Cox	OL	6-5	292	Fr.	Radford, Va./Radford


Student-Athlete Profiles

QB


8 • KEN SEALS • 6-3 • 218 • Fr. • Azle, Texas • Weatherford

- Majoring in computer science
- Third true freshman quarterback to start a season opener in the SEC since 1972
- Three games with 300+ passing yards, including a career-high 336 at Mississippi State
- Owns the school record for passing yards in a single season by a freshman
- Fourth true freshman since 2012 to make first two starts against top-20 foes
- Nation's 17th-best pro-style quarterback by Rivals.com


PASSING	G	Att	Cmp	Int	Yds	TD	Lg	Pct	Avg/P	Avg/G
2020	8	249	164	9	1689	10	58	65.9	6.8	211.1
TOTAL	8	249	164	9	1689	10	58	65.9	6.8	211.1

QB


5 • MIKE WRIGHT • 6-3 • 187 • Fr. • Fayetteville, Ga. • Woodward Academy

- Undecided on a major
- First career touchdowns at Kentucky — one passing, one rushing
- First rushing score for a Vandy quarterback since 2017 with two-yard scamper
- Completed first career pass against South Carolina with a 25-yard strike
- Nation's 23rd-ranked dual-style quarterback by Rivals
- Woodward Academy's 200-meter dash school record holder

PASSING	G	Att	Cmp	Int	Yds	TD	Lg	Pct	Avg/P	Avg/G
2020	6	10	6	1	51	1	25	60.0	5.1	8.5
TOTAL	6	10	6	1	51	1	25	60.0	5.1	8.5

RB


3 • JAVEON MARLOW • 5-11 • 195 • Jr. • Winter Haven, Fla. • Winter Haven

- Majoring in psychology
- Set career highs in both attempts and yards with 17 carries and 83 yards against No. 20/17 LSU
- Burst for a career-long 22 yard run in the home opener with the Tigers
- Ranks fourth nationally in rushing yards against ranked teams this season (148)
- Gained 42 yards on 10 carries in 2019
- Three-sport star in high school (football, weightlifting, track and field)


RUSHING	G	Att	Yds	TD	Lg	Avg/C	Avg/G
2018	4	5	46	0	18	9.2	11.5
2019	8	10	42	0	8	4.2	5.2
2020	4	46	186	0	22	4.0	46.5
TOTAL	16	61	274	0	22	4.5	17.1

RB


32 • JAMAURI WAKEFIELD • 6-1 • 223 • 5th • Jacksonville, Fla. • Providence

- Pursuing a graduate degree in marketing
- Returned to action in 2020 season opener after suffering a season-ending injury in 2019
- Averaged 4.5 yards/carry as redshirt sophomore in 2018
- Rushed for 74 yards at Kentucky and 72 yards against South Carolina in 2018
- Consensus three-star prospect out of high school
- Three-sport star in high school (football, basketball, track and field)


RUSHING	G	Att	Yds	TD	Lg	Avg/C	Avg/G
2017	11	28	115	0	13	4.1	10.5
2018	13	78	353	2	26	4.5	27.2
2019	1	1	7	0	7	7.0	7.0
2020	4	38	123	0	15	3.2	30.8
TOTAL	29	145	598	2	26	4.1	20.6

RB


21 • KEYON HENRY-BROOKS • 6-1 • 205 • So. • Powder Springs, Ga. • Kennesaw Mountain

- Undecided on a major
- Returned to action against South Carolina after missing the first two games of 2020
- Back-to-back games with over 100 yards on the ground
- Set career-highs in both carries (29) and yards (121) at Kentucky
- 20 carries for a then career-high 115 rushing yards at Mississippi State
- Personal-best 97 receiving yards against the Bulldogs on 11 receptions

RUSHING	G	Att	Yds	TD	Lg	Avg/C	Avg/G
2019	11	56	252	1	61	4.4	22.9
2020	5	100	438	2	27	4.4	87.6
TOTAL	16	156	690	3	61	4.4	43.1

RB


9 • ROCKO GRIFFIN • 5-9 • 205 • Fr. • Rincon, Ga. • South Effingham

- Undecided on a major
- Personal-best 25 rushing yards against No. 6/5 Florida
- Totaled 59 rushing yards the last four games after recording 23 during the first three games
- 1,907 all-purpose yards and 17 touchdowns, 894 rushing yards and 15 rushing scores as a senior
- Led South Effingham to the 2019 Georgia AAAAA state playoffs
- Enjoys chess, boxing and swimming


RUSHING	G	Att	Yds	TD	Lg	Avg/C	Avg/G
2020	7	32	82	0	15	2.6	11.7
TOTAL	7	32	82	0	15	2.6	11.7

TE


86 • BEN BRESNAHAN • 6-4 • 244 • Jr. • Cumming, Ga. • West Forsyth

- Majoring in medicine, health and society
- Second on the team in receiving touchdowns with three
- Has recorded 3+ receptions in six of eight games this season
- Registered a career-high six catches for a personal-best 72 yards against Ole Miss
- Hauled in second career touchdown against the Rebels on a career-long 43-yard reception
- A three-time all-region selection at West Forsyth


RECEIVING	G	Rec	Yds	TD	Lg	Rec/G	Avg/C	Avg/G
2018	2	0	0	0	0	0.0	0.0	0.0
2019	12	7	105	0	26	0.6	15.0	8.8
2020	8	24	262	3	43	3.0	10.9	32.8
TOTAL	22	31	367	3	43	1.4	11.8	16.7

TE


10 • GAVIN SCHOENWALD • 6-4 • 237 • Jr. • Brentwood, Tenn. • Brentwood Academy

- Majoring in human and organizational development
- Played in 11 games in 2019, primarily as a member of the special teams units
- Prepped at nearby Brentwood Academy and was an all-state quarterback in 2017
- Rated as the No. 6 tight end nationally by ESPN.com
- Guided Brentwood to a 12-0 record in 2017 as the starting quarterback
- Led team to three state basketball titles

RECEIVING	G	Rec	Yds	TD	Lg	Rec/G	Avg/C	Avg/G
2019	11	0	0	0	0	0.0	0.0	0.0
2020	6	0	0	0	0	0.0	0.0	0.0
TOTAL	17	0	0	0	0	0.0	0.0	0.0


TE



84 • JUSTIN BALL • 6-6 • 232 • So. • Glenn Dale, Md. • Gonzaga Prep


- Undecided on a major
- Made collegiate debut in the season opener against No. 10/11 Texas A&M
- Started first three games of 2020
- Did not see action as a freshman in 2019
- Three-star prospect by ESPN.com and 247Sports.com
- Born in Washington D.C.

RECEIVING	G	Rec	Yds	TD	Lg	Rec/G	Avg/C	Avg/G
2020	8	1	-3	0	0	0.1	-3.0	-0.4
TOTAL	8	1	-3	0	0	0.1	-3.0	-0.4


Student-Athlete Profiles


WR		11 • TYRELL ALEXANDER • 6-1 • 184 • 5th • Lancaster, Texas • Lancaster <ul style="list-style-type: none">• Pursuing a graduate degree in learning, diversity and urban studies• Three-year letter winner at Oklahoma State• Made Vanderbilt debut at No. 10/11 Texas A&M• Special teams regular in 2018 and 2019 with the Cowboys• Appeared in six games at wide receiver in 2017• Hauled in a 56-yard touchdown against Kansas in 2017	<table><tr><th>RECEIVING</th><th>G</th><th>Rec</th><th>Yds</th><th>TD</th><th>Lg</th><th>Rec/G</th><th>Avg/C</th><th>Avg/G</th></tr><tr><td>2020</td><td>8</td><td>2</td><td>11</td><td>0</td><td>6</td><td>0.2</td><td>5.5</td><td>1.4</td></tr><tr><td>TOTAL</td><td>8</td><td>2</td><td>11</td><td>0</td><td>6</td><td>0.2</td><td>5.5</td><td>1.4</td></tr></table>	RECEIVING	G	Rec	Yds	TD	Lg	Rec/G	Avg/C	Avg/G	2020	8	2	11	0	6	0.2	5.5	1.4	TOTAL	8	2	11	0	6	0.2	5.5	1.4
		RECEIVING	G	Rec	Yds	TD	Lg	Rec/G	Avg/C	Avg/G																				
2020	8	2	11	0	6	0.2	5.5	1.4																						
TOTAL	8	2	11	0	6	0.2	5.5	1.4																						

WR		7 • CAM JOHNSON • 6-0 • 198 • Jr. • Brentwood, Tenn. • Brentwood Academy <ul style="list-style-type: none">• Majoring in human and organizational development• Team leader in both receptions and receiving yards• Personal-best 114 receiving yards on 10 catches at Mississippi State• Registered a career-high 14 catches for 97 yards against Ole Miss• Reeled in first touchdown grab of 2020 against South Carolina with a 22-yard reception• Hauled in a career-long 40-yard pass in home opener against No. 20/17 LSU	<table><tr><th>RECEIVING</th><th>G</th><th>Rec</th><th>Yds</th><th>TD</th><th>Lg</th><th>Rec/G</th><th>Avg/C</th><th>Avg/G</th></tr><tr><td>2018</td><td>4</td><td>4</td><td>45</td><td>0</td><td>14</td><td>1.0</td><td>11.2</td><td>11.2</td></tr><tr><td>2019</td><td>12</td><td>30</td><td>316</td><td>3</td><td>28</td><td>2.5</td><td>10.5</td><td>26.3</td></tr><tr><td>2020</td><td>8</td><td>49</td><td>481</td><td>2</td><td>40</td><td>6.1</td><td>9.8</td><td>60.1</td></tr><tr><td>TOTAL</td><td>24</td><td>83</td><td>842</td><td>5</td><td>40</td><td>3.5</td><td>10.1</td><td>35.1</td></tr></table>	RECEIVING	G	Rec	Yds	TD	Lg	Rec/G	Avg/C	Avg/G	2018	4	4	45	0	14	1.0	11.2	11.2	2019	12	30	316	3	28	2.5	10.5	26.3	2020	8	49	481	2	40	6.1	9.8	60.1	TOTAL	24	83	842	5	40	3.5	10.1	35.1
		RECEIVING	G	Rec	Yds	TD	Lg	Rec/G	Avg/C	Avg/G																																						
2018	4	4	45	0	14	1.0	11.2	11.2																																								
2019	12	30	316	3	28	2.5	10.5	26.3																																								
2020	8	49	481	2	40	6.1	9.8	60.1																																								
TOTAL	24	83	842	5	40	3.5	10.1	35.1																																								

WR		19 • CHRIS PIERCE JR. • 6-4 • 231 • Sr. • Smithfield, Va. • Smithfield <ul style="list-style-type: none">• Majoring in sociology• Season-high 97 receiving yards and two touchdowns against No. 6/5 Florida• Had a receiving touchdown in four consecutive games (Ole Miss, Miss St., Kentucky & Florida)• Team leader in receiving touchdowns with five• Personal-best six receptions at Mississippi State, including one touchdown grab• Away from football, enjoys boxing	<table><tr><th>RECEIVING</th><th>G</th><th>Rec</th><th>Yds</th><th>TD</th><th>Lg</th><th>Rec/G</th><th>Avg/C</th><th>Avg/G</th></tr><tr><td>2017</td><td>9</td><td>0</td><td>0</td><td>0</td><td>0</td><td>0.0</td><td>0.0</td><td>0.0</td></tr><tr><td>2018</td><td>13</td><td>13</td><td>128</td><td>1</td><td>20</td><td>1.0</td><td>9.8</td><td>9.8</td></tr><tr><td>2019</td><td>12</td><td>14</td><td>245</td><td>1</td><td>75</td><td>1.2</td><td>17.5</td><td>20.4</td></tr><tr><td>2020</td><td>8</td><td>22</td><td>326</td><td>5</td><td>58</td><td>2.8</td><td>14.8</td><td>40.8</td></tr><tr><td>TOTAL</td><td>42</td><td>49</td><td>699</td><td>7</td><td>75</td><td>1.2</td><td>14.3</td><td>16.6</td></tr></table>	RECEIVING	G	Rec	Yds	TD	Lg	Rec/G	Avg/C	Avg/G	2017	9	0	0	0	0	0.0	0.0	0.0	2018	13	13	128	1	20	1.0	9.8	9.8	2019	12	14	245	1	75	1.2	17.5	20.4	2020	8	22	326	5	58	2.8	14.8	40.8	TOTAL	42	49	699	7	75	1.2	14.3	16.6
		RECEIVING	G	Rec	Yds	TD	Lg	Rec/G	Avg/C	Avg/G																																															
2017	9	0	0	0	0	0.0	0.0	0.0																																																	
2018	13	13	128	1	20	1.0	9.8	9.8																																																	
2019	12	14	245	1	75	1.2	17.5	20.4																																																	
2020	8	22	326	5	58	2.8	14.8	40.8																																																	
TOTAL	42	49	699	7	75	1.2	14.3	16.6																																																	

WR		4 • JAMES BOSTIC III • 6-3 • 217 • Sr. • Fort Lauderdale, Fla. • Cardinal Gibbons <ul style="list-style-type: none">• Majoring in medicine, health and society• Recorded year's first reception in the matchup with Ole Miss• Played in 12 games in 2019, catching 11 passes for 112 yards (10.2 yards/catch)• Finished with a year-high four grabs for 36 yards against UNLV in 20219• Played in six games in 2018, making collegiate debut at Notre Dame• A three-star prospect out of Cardinal Gibbons	<table><tr><th>RECEIVING</th><th>G</th><th>Rec</th><th>Yds</th><th>TD</th><th>Lg</th><th>Rec/G</th><th>Avg/C</th><th>Avg/G</th></tr><tr><td>2018</td><td>6</td><td>0</td><td>0</td><td>0</td><td>0</td><td>0.0</td><td>0.0</td><td>0.0</td></tr><tr><td>2019</td><td>11</td><td>11</td><td>112</td><td>0</td><td>17</td><td>1.0</td><td>10.2</td><td>10.2</td></tr><tr><td>2020</td><td>6</td><td>1</td><td>12</td><td>0</td><td>12</td><td>0.2</td><td>12.0</td><td>2.0</td></tr><tr><td>TOTAL</td><td>23</td><td>12</td><td>124</td><td>0</td><td>17</td><td>0.5</td><td>10.3</td><td>5.4</td></tr></table>	RECEIVING	G	Rec	Yds	TD	Lg	Rec/G	Avg/C	Avg/G	2018	6	0	0	0	0	0.0	0.0	0.0	2019	11	11	112	0	17	1.0	10.2	10.2	2020	6	1	12	0	12	0.2	12.0	2.0	TOTAL	23	12	124	0	17	0.5	10.3	5.4
		RECEIVING	G	Rec	Yds	TD	Lg	Rec/G	Avg/C	Avg/G																																						
2018	6	0	0	0	0	0.0	0.0	0.0																																								
2019	11	11	112	0	17	1.0	10.2	10.2																																								
2020	6	1	12	0	12	0.2	12.0	2.0																																								
TOTAL	23	12	124	0	17	0.5	10.3	5.4																																								










WR		2 • AMIR ABDUR-RAHMAN • 6-4 • 217 • Jr. • Atlanta, Ga. • Mays <ul style="list-style-type: none">• Majoring in medicine, health and society• Registered career highs in both receptions (7) and receiving yards (89) at Kentucky• Hauled in second career touchdown in the season opener at No. 10/11 Texas A&M• Played in 13 games as a true freshman in 2018• Caught a career-long 52-yard catch versus Baylor in the 2018 Texas Bowl• A three-sport athlete at Mays (football, track and field and swimming)	<table><tr><th>RECEIVING</th><th>G</th><th>Rec</th><th>Yds</th><th>TD</th><th>Lg</th><th>Rec/G</th><th>Avg/C</th><th>Avg/G</th></tr><tr><td>2018</td><td>13</td><td>4</td><td>108</td><td>1</td><td>52</td><td>0.3</td><td>27.0</td><td>8.3</td></tr><tr><td>2019</td><td>4</td><td>0</td><td>0</td><td>0</td><td>0</td><td>0.0</td><td>0.0</td><td>0.0</td></tr><tr><td>2020</td><td>8</td><td>24</td><td>337</td><td>1</td><td>33</td><td>3.0</td><td>14.0</td><td>42.1</td></tr><tr><td>TOTAL</td><td>25</td><td>28</td><td>445</td><td>2</td><td>52</td><td>1.1</td><td>15.9</td><td>17.8</td></tr></table>	RECEIVING	G	Rec	Yds	TD	Lg	Rec/G	Avg/C	Avg/G	2018	13	4	108	1	52	0.3	27.0	8.3	2019	4	0	0	0	0	0.0	0.0	0.0	2020	8	24	337	1	33	3.0	14.0	42.1	TOTAL	25	28	445	2	52	1.1	15.9	17.8
		RECEIVING	G	Rec	Yds	TD	Lg	Rec/G	Avg/C	Avg/G																																						
2018	13	4	108	1	52	0.3	27.0	8.3																																								
2019	4	0	0	0	0	0.0	0.0	0.0																																								
2020	8	24	337	1	33	3.0	14.0	42.1																																								
TOTAL	25	28	445	2	52	1.1	15.9	17.8																																								

WR		88 • JAYDEN HARRISON • 5-10 • 191 • So. • Nashville, Tenn. • Pearl-Cohn <ul style="list-style-type: none">• Undeclared on a major• Hauled in a career-long 25-yard reception in the matchup against South Carolina• Made collegiate debut at No. 10/11 Texas A&M, registering his first career reception• Did not see action in 2019• Three-star prospect by ESPN.com, Rivals.com and 247Sports.com• Born in Pontiac, Mich.	<table><tr><th>RECEIVING</th><th>G</th><th>Rec</th><th>Yds</th><th>TD</th><th>Lg</th><th>Rec/G</th><th>Avg/C</th><th>Avg/G</th></tr><tr><td>2020</td><td>8</td><td>7</td><td>17</td><td>0</td><td>25</td><td>0.9</td><td>2.4</td><td>2.1</td></tr><tr><td>TOTAL</td><td>8</td><td>7</td><td>17</td><td>0</td><td>25</td><td>0.9</td><td>2.4</td><td>2.1</td></tr></table>	RECEIVING	G	Rec	Yds	TD	Lg	Rec/G	Avg/C	Avg/G	2020	8	7	17	0	25	0.9	2.4	2.1	TOTAL	8	7	17	0	25	0.9	2.4	2.1
		RECEIVING	G	Rec	Yds	TD	Lg	Rec/G	Avg/C	Avg/G																				
2020	8	7	17	0	25	0.9	2.4	2.1																						
TOTAL	8	7	17	0	25	0.9	2.4	2.1																						

WR		81 • WILL SHEPPARD • 6-3 • 190 • Fr. • Mandeville, La. • Mandeville <ul style="list-style-type: none">• Undeclared on a major• Hauled in first career catch with a 24-yard grab against No. 6/5 Florida• 2,252 receiving yards and 33 touchdowns on 126 catches in prep career• Varsity letters in football, basketball and track and field• Born in Ruston, La.	<table><tr><th>RECEIVING</th><th>G</th><th>Rec</th><th>Yds</th><th>TD</th><th>Lg</th><th>Rec/G</th><th>Avg/C</th><th>Avg/G</th></tr><tr><td>2020</td><td>7</td><td>2</td><td>30</td><td>0</td><td>24</td><td>0.3</td><td>15.0</td><td>4.3</td></tr><tr><td>TOTAL</td><td>7</td><td>2</td><td>30</td><td>0</td><td>24</td><td>0.3</td><td>15.0</td><td>4.3</td></tr></table>	RECEIVING	G	Rec	Yds	TD	Lg	Rec/G	Avg/C	Avg/G	2020	7	2	30	0	24	0.3	15.0	4.3	TOTAL	7	2	30	0	24	0.3	15.0	4.3
		RECEIVING	G	Rec	Yds	TD	Lg	Rec/G	Avg/C	Avg/G																				
2020	7	2	30	0	24	0.3	15.0	4.3																						
TOTAL	7	2	30	0	24	0.3	15.0	4.3																						


WR		14 • DEVIN BODDIE JR. • 5-11 • 168 • So. • Memphis, Tenn. • Whitehaven <ul style="list-style-type: none">• Undeclared on a major• Did not see game action in 2019• Consensus three-star prospect coming out of high school• Finished with 2,300 receiving yards and 45 touchdowns at Whitehaven• Has one brother, Jared, and five sisters, Jarmin, Timolyn, Taylor, Teagan and Yara• Born in Shreveport, La.	
----	---	--	--

Student-Athlete Profiles

OT		70 • BRADLEY ASHMORE • 6-6 • 294 • Fr. • Neptune Beach, Fla. • Fletcher Senior <ul style="list-style-type: none"> • Undeclared on a major • Earned first career start, at left guard, against Ole Miss • At Fletcher Senior, served as the school's Marine Coastal Club vice president • First team all-region pick in 2018 and 2019 • Enjoys swimming and cooking away from football
OT		69 • BRAYDEN BAPST • 6-6 • 300 • So. • Washington, D.C. • St. John's College <ul style="list-style-type: none"> • Undeclared on a major • Did not see action as a true freshman in 2019 • Consensus three-star prospect coming out of high school • Helped St. John's College to 9-1 records in 2018 and 2017 • As a senior, started at tight end and played defensive end • Three-sport athlete at St. John's (football, basketball and lacrosse)
OT		77 • CONNOR MIGNONE • 6-4 • 302 • 5th • Redding, Conn. • Joel Barlow <ul style="list-style-type: none"> • Pursuing a graduate degree in data science • Spent the last four seasons at Central Connecticut • First Team All-Northeast Conference honoree three times • In 2019, Helped Central Connecticut's offense lead the conference in scoring, total offense and rushing • 2017 Northeast Conference Offensive Rookie of the Year • Phil Steele Freshman All-American First Team pick in 2017
OT		54 • TYLER STEEN • 6-5 • 317 • Jr. • Miami, Fla. • St. Thomas Aquinas <ul style="list-style-type: none"> • Majoring in human and organizational development • Started all 12 games at right tackle in 2019 • Shifted to starting left tackle for the 2020 season opener at No. 10/11 Texas A&M • Only Commodore offensive lineman to start all 12 games last fall • Father, Daris, is a retired Marine who played football at LSU • Grandfather is Vietnam veteran and Medal of Honor recipient
C		63 • GRANT MILLER • 6-4 • 297 • Sr. • Fort Lauderdale, Fla. • St. Thomas Aquinas <ul style="list-style-type: none"> • Majoring in human and organizational development • Selected as a 2020 team captain • Played 10 games and earned seven starts, including the first five, during the 2019 season • Experienced action in 12 games in 2018 • Prepped at powerful St. Thomas Aquinas in south Florida • Father, Fred, played offensive tackle for 12 years in the NFL (St. Louis Rams, Tennessee, Chicago)
C		65 • MICHAEL WARDEN • 6-2 • 289 • Jr. • Loveland, Ohio • Summit Country Day <ul style="list-style-type: none"> • Majoring in economics • Did not experience game action in 2018 or 2019 • Tallied 97 tackles and 11.5 sacks during prep career • Four-sport athlete for Summit Country Day (football, wrestling, lacrosse and track and field) • Both parents, Robert and Antoinette, are physicians
OG		57 • DREW BIRCHMEIER • 6-4 • 300 • 5th • Midlothian, Va. • Cosby <ul style="list-style-type: none"> • Pursuing a master's degree in marketing after graduating in May with a degree in law, history and society • Transitioning to offensive line after spending last three years along defensive line • Started all 12 games at defensive tackle in 2019 and earned 12 starts in 2018 • Booked 21 tackles and 1.0 tackle for loss in 2019 • Three-sport athlete at Cosby (football, basketball and baseball) • Married the former Kiersten Bedwell this summer in Bedwell's parent's backyard
OG		72 • DAN DAWKINS • 6-3 • 308 • Jr. • Staten Island, N.Y. • The Peddie School <ul style="list-style-type: none"> • Majoring in sociology studies • Played in 12 games with starts against Georgia and Purdue in 2019 • A three-sport athlete at The Peddie School (football, baseball and wrestling) • Nation's No. 8 ranked center coming out of high school • Led Falcons to the 2017 MAPL championship and Big 3 Trophy in 2016 and 2017 • Has two older sisters, Dakota and Hunter, who both swam collegiately
OG		62 • JULIAN HERNANDEZ • 6-4 • 312 • So. • Davie, Fla. • St. Thomas Aquinas <ul style="list-style-type: none"> • Undeclared on major • Started last four games at left guard • Played in one game in 2019, against East Tennessee State • Two-time all-area first team selection at St. Thomas Aquinas • Led team to 25-5 record during final two seasons • Attended the same high school as Grant Miller and Tyler Steen

Student-Athlete Profiles

DE




10 • DAYO ODEYINGBO • 6-6 • 276 • Jr. • Irving, Texas • Carrollton Ranchview

- Majoring in medicine, health and society
- 31.0 career tackles for loss, good for fifth in school history
- Team leader in tackles for loss (8.0) and sacks (5.5)
- 3.0 tackles for loss and 2.0 sacks at Missouri
- Already matched single-season high in sacks and quarterback pressures
- 2020 Preseason All-SEC second team
- 45 tackles, 12.0 tackles for loss and 1.5 sacks in 2019

TACKLES	G	UA	A	TOTAL	TFL	YDS	PD	FF	FR	BLKD	QBH
2017	12	10	10	20	4.5	20	0	0	0	0	0
2018	12	17	11	28	6.5	36	2	1	2	0	6
2019	12	20	25	45	12.0	36	0	0	0	0	7
2020	8	15	17	32	8.0	47	1	0	0	0	9
TOTAL	44	62	63	125	31.0	139	3	1	2	0	22

DE




94 • RUTGER REITMAIER • 6-3 • 266 • Jr. • Nashville, Tenn. • Lipscomb Academy

- Majoring in sociology
- Born and raised in Nashville
- Played in all 12 games in 2019, booking 14 tackles and 4.5 tackles for loss
- Appeared in all 13 games in 2018 with seven tackles
- Four-star prospect (247Sports.com) out of Lipscomb Academy (Tenn.)
- Originally attended Oregon, enrolled at Vanderbilt in July 2018

TACKLES	G	UA	A	TOTAL	TFL	YDS	PD	FF	FR	BLKD	QBH
2018	11	3	4	7	0.0	0	0	0	0	0	0
2019	12	7	7	14	4.5	11	1	0	0	0	1
2020	4	0	3	3	0.0	0	0	0	0	0	0
TOTAL	27	10	14	24	4.5	11	1	0	0	0	1

DT




9 • DAEVION DAVIS • 6-2 • 285 • So. • Madison, Ala. • James Clemens

- Majoring in medicine, health and society
- First career forced fumble and fumble recovery at No. 10/11 Texas A&M
- Year's first sack and tackle for loss against South Carolina
- Played in 11 games as a true freshman in 2019, earning four starts
- Stops in eight games and multiple tackles four times
- Two tackles in first collegiate appearance, against No. 3/3 Georgia

TACKLES	G	UA	A	TOTAL	TFL	YDS	PD	FF	FR	BLKD	QBH
2019	11	3	11	14	1.0	6	0	0	0	0	0
2020	8	5	13	18	0.5	2	0	1	1	0	2
TOTAL	19	8	24	32	1.5	8	0	1	1	0	2

DT




90 • CAMERON TIDD • 6-3 • 295 • 5th • Greenwood, Ind. • Center Grove

- Pursuing a graduate degree in marketing
- 2018 SEC Academic Honor Roll
- Played in all 12 games in 2019 and all 13 in 2018
- Booked a career-high nine tackles in 2019 finale at Tennessee
- Registered at least one tackle in 10 of 12 games in 2019
- Two-time Indiana state champion in discus throw

TACKLES	G	UA	A	TOTAL	TFL	YDS	PD	FF	FR	BLKD	QBH
2017	12	7	9	16	1.0	7	0	1	0	0	0
2018	13	12	12	24	2.0	6	0	0	0	0	1
2019	12	12	21	33	2.5	12	0	0	0	1	1
2020	6	2	3	5	0.5	1	1	0	0	0	0
TOTAL	43	33	45	78	6.0	26	1	1	0	1	2

DT




95 • RAASHAAN WILKINS JR. • 6-3 • 307 • Jr. • Chicago, Ill. • Mt. Carmel

- Majoring in economics
- 2.0 tackles for loss and a fumble recovery against South Carolina
- Two tackles in Commodore debut at No. 10/11 Texas A&M
- Starting defensive lineman in 2019 at Monterey Peninsula (California) College
- Part of Monterey Peninsula unit that paced conference with 48.0 sacks
- Enjoys playing Madden

TACKLES	G	UA	A	TOTAL	TFL	YDS	PD	FF	FR	BLKD	QBH
2020	8	5	3	8	2.0	2	0	0	1	0	0
TOTAL	8	5	3	8	2.0	2	0	0	1	0	0

OLB




21 • KENNY HEBERT • 6-4 • 232 • Sr. • New Orleans, La. • Holy Cross

- Pursuing a graduate degree in learning, diversity and urban studies
- SEC Academic Honor Roll (2016)
- Played in 11 games in 2017 and started first seven
- Multiple tackles in 10 games
- Career-high five stops against Georgia and Purdue in 2019
- 6.0 sacks for his career

TACKLES	G	UA	A	TOTAL	TFL	YDS	PD	FF	FR	BLKD	QBH
2017	4	1	0	1	0.0	0	0	0	0	0	0
2018	13	10	4	14	5.0	21	1	1	1	0	1
2019	11	19	15	34	7.0	31	2	0	0	0	1
2020	7	2	2	4	0.0	0	0	0	0	0	0
TOTAL	35	32	21	53	12.0	52	3	1	1	0	2

OLB




48 • ANDRE MINTZE • 6-3 • 246 • 5th • Philadelphia, Pa. • Imhotep Institute

- Working toward master's degree in medicine, health and society
- Double majored in cinema and media arts, and medicine, health and society and graduated in December 2019
- 3.0 sacks on the season, including 1.0 against No. 6/5 Florida
- One of 30 candidates for Senior CLASS Award
- One of 20 Jason Witten Collegiate Man of the Year semifinalists
- Aspiring vlogger (Dre Mintze TV)

TACKLES	G	UA	A	TOTAL	TFL	YDS	PD	FF	FR	BLKD	QBH
2017	11	4	1	5	1.5	3	0	0	0	0	0
2018	11	6	4	10	3.5	7	0	0	0	0	0
2019	12	22	17	39	6.5	25	0	1	0	0	3
2020	8	9	9	18	4.5	22	0	1	1	0	2
TOTAL	42	41	31	72	16.0	57	0	2	1	0	5

OLB




96 • NATE CLIFTON • 6-5 • 267 • So. • La Vergne, Tenn. • Brentwood Academy

- Undecided on major
- Made collegiate debut in the season opener at No. 10/11 Texas A&M
- Led Brentwood Academy to three straight Division II Class AAA state titles
- As a senior co-captain, tallied 14.0 tackles for loss and 9.0 sacks
- Prep teammates with Cam Johnson, Gavin Schoenwald and Harrison Smith
- Born in Chicago

TACKLES	G	UA	A	TOTAL	TFL	YDS	PD	FF	FR	BLKD	QBH
2020	6	1	3	4	0.0	0	0	0	0	0	0
TOTAL	6	1	3	4	0.0	0	0	0	0	0	0

OLB












97 • LORENZA SURGERS • 6-5 • 258 • Jr. • Cary, N.C. • Panther Creek

- Majoring in communication studies
- Made first career tackle in the home opener against No. 20/17 LSU
- Senior captain for Panther Creek
- Earned varsity letters in football and wrestling
- Father is a Navy veteran
- Mother is a physician


TACKLES	G	UA	A	TOTAL	TFL	YDS	PD	FF	FR	BLKD	QBH
2020	4	2	0	2	0.0	0	1	0	0	0	0
TOTAL	4	2	0	2	0.0	0	1	0	0	0	0


Student-Athlete Profiles

ILB		12 • BRAYDEN DEVAULT-SMITH • 6-3 • 227 • Sr. • Nashville, Tenn. • Pearl-Cohn																																																																							
		<ul style="list-style-type: none">• Majoring in sociology• Career-high six tackles versus No. 6/5 Florida• Registered his first career sack against Ole Miss• 14 tackles during the 2019 season• Mom is an infection prevention nurse at Vanderbilt Medical Center• Pianist	<table><tr><th>TACKLES</th><th>G</th><th>UA</th><th>A</th><th>TOTAL</th><th>TFL</th><th>YDS</th><th>PD</th><th>FF</th><th>FR</th><th>BLKD</th><th>QBH</th></tr><tr><td>2018</td><td>13</td><td>4</td><td>4</td><td>8</td><td>0.0</td><td>0</td><td>0</td><td>0</td><td>0</td><td>0</td><td>0</td></tr><tr><td>2019</td><td>11</td><td>13</td><td>10</td><td>23</td><td>0.0</td><td>0</td><td>0</td><td>0</td><td>0</td><td>0</td><td>1</td></tr><tr><td>2020</td><td>7</td><td>9</td><td>5</td><td>14</td><td>2.5</td><td>3</td><td>1</td><td>0</td><td>0</td><td>0</td><td>1</td></tr><tr><td>TOTAL</td><td>31</td><td>26</td><td>19</td><td>45</td><td>2.5</td><td>3</td><td>1</td><td>0</td><td>0</td><td>0</td><td>2</td></tr></table>	TACKLES	G	UA	A	TOTAL	TFL	YDS	PD	FF	FR	BLKD	QBH	2018	13	4	4	8	0.0	0	0	0	0	0	0	2019	11	13	10	23	0.0	0	0	0	0	0	1	2020	7	9	5	14	2.5	3	1	0	0	0	1	TOTAL	31	26	19	45	2.5	3	1	0	0	0	2										
TACKLES	G	UA	A	TOTAL	TFL	YDS	PD	FF	FR	BLKD	QBH																																																														
2018	13	4	4	8	0.0	0	0	0	0	0	0																																																														
2019	11	13	10	23	0.0	0	0	0	0	0	1																																																														
2020	7	9	5	14	2.5	3	1	0	0	0	1																																																														
TOTAL	31	26	19	45	2.5	3	1	0	0	0	2																																																														
ILB		26 • ANFERNEE ORJI • 6-2 • 224 • So. • Rockwall, Texas • Rockwall																																																																							
		<ul style="list-style-type: none">• Majoring in computer engineering• Team leader in tackles with 48• Career-high tying nine tackles against Mississippi State and No. 6/5 Florida• Registered first career forced fumble at Kentucky• Older brother Alston plays for Vanderbilt• Family is Nigerian American	<table><tr><th>TACKLES</th><th>G</th><th>UA</th><th>A</th><th>TOTAL</th><th>TFL</th><th>YDS</th><th>PD</th><th>FF</th><th>FR</th><th>BLKD</th><th>QBH</th></tr><tr><td>2019</td><td>9</td><td>2</td><td>4</td><td>6</td><td>0.0</td><td>0</td><td>1</td><td>0</td><td>0</td><td>0</td><td>1</td></tr><tr><td>2020</td><td>8</td><td>20</td><td>33</td><td>53</td><td>0.5</td><td>0</td><td>2</td><td>1</td><td>0</td><td>0</td><td>0</td></tr><tr><td>TOTAL</td><td>17</td><td>22</td><td>37</td><td>59</td><td>0.5</td><td>0</td><td>3</td><td>1</td><td>0</td><td>0</td><td>1</td></tr></table>	TACKLES	G	UA	A	TOTAL	TFL	YDS	PD	FF	FR	BLKD	QBH	2019	9	2	4	6	0.0	0	1	0	0	0	1	2020	8	20	33	53	0.5	0	2	1	0	0	0	TOTAL	17	22	37	59	0.5	0	3	1	0	0	1																						
TACKLES	G	UA	A	TOTAL	TFL	YDS	PD	FF	FR	BLKD	QBH																																																														
2019	9	2	4	6	0.0	0	1	0	0	0	1																																																														
2020	8	20	33	53	0.5	0	2	1	0	0	0																																																														
TOTAL	17	22	37	59	0.5	0	3	1	0	0	1																																																														
ILB		24 • ALSTON ORJI • 6-2 • 245 • Jr. • Rockwall, Texas • Rockwall																																																																							
		<ul style="list-style-type: none">• Majoring in American studies• Three stops in the season opener at No. 10/11 Texas A&M• Played in four games and booked two tackles in 2019• Appeared in 11 contests in 2018 and tallied four tackles• Consensus four-star prospect coming out of high school• Younger brother Anfernee also plays for Vanderbilt	<table><tr><th>TACKLES</th><th>G</th><th>UA</th><th>A</th><th>TOTAL</th><th>TFL</th><th>YDS</th><th>PD</th><th>FF</th><th>FR</th><th>BLKD</th><th>QBH</th></tr><tr><td>2018</td><td>11</td><td>2</td><td>2</td><td>4</td><td>0.0</td><td>0</td><td>0</td><td>0</td><td>0</td><td>0</td><td>0</td></tr><tr><td>2019</td><td>4</td><td>1</td><td>1</td><td>2</td><td>0.0</td><td>0</td><td>0</td><td>0</td><td>0</td><td>0</td><td>0</td></tr><tr><td>2020</td><td>6</td><td>7</td><td>7</td><td>14</td><td>0.0</td><td>0</td><td>0</td><td>0</td><td>0</td><td>0</td><td>1</td></tr><tr><td>TOTAL</td><td>21</td><td>10</td><td>10</td><td>20</td><td>0.0</td><td>0</td><td>0</td><td>0</td><td>0</td><td>0</td><td>1</td></tr></table>	TACKLES	G	UA	A	TOTAL	TFL	YDS	PD	FF	FR	BLKD	QBH	2018	11	2	2	4	0.0	0	0	0	0	0	0	2019	4	1	1	2	0.0	0	0	0	0	0	0	2020	6	7	7	14	0.0	0	0	0	0	0	1	TOTAL	21	10	10	20	0.0	0	0	0	0	0	1										
TACKLES	G	UA	A	TOTAL	TFL	YDS	PD	FF	FR	BLKD	QBH																																																														
2018	11	2	2	4	0.0	0	0	0	0	0	0																																																														
2019	4	1	1	2	0.0	0	0	0	0	0	0																																																														
2020	6	7	7	14	0.0	0	0	0	0	0	1																																																														
TOTAL	21	10	10	20	0.0	0	0	0	0	0	1																																																														
ILB		50 • ETHAN BARR • 6-3 • 236 • Fr. • Flower Mound, Texas • Marcus																																																																							
		<ul style="list-style-type: none">• Undecided on major• Personal-best, and team-leading, 10 tackles at Missouri• First career start versus Mississippi State• Collegiate debut in the season opener at No. 10/11 Texas A&M• Three-star prospect by 247Sports.com and ESPN.com• Three-year starter for Dallas-Fort Worth metro public power	<table><tr><th>TACKLES</th><th>G</th><th>UA</th><th>A</th><th>TOTAL</th><th>TFL</th><th>YDS</th><th>PD</th><th>FF</th><th>FR</th><th>BLKD</th><th>QBH</th></tr><tr><td>2020</td><td>8</td><td>16</td><td>14</td><td>30</td><td>0.5</td><td>1</td><td>0</td><td>0</td><td>0</td><td>0</td><td>0</td></tr><tr><td>TOTAL</td><td>8</td><td>16</td><td>14</td><td>30</td><td>0.5</td><td>1</td><td>0</td><td>0</td><td>0</td><td>0</td><td>0</td></tr></table>	TACKLES	G	UA	A	TOTAL	TFL	YDS	PD	FF	FR	BLKD	QBH	2020	8	16	14	30	0.5	1	0	0	0	0	0	TOTAL	8	16	14	30	0.5	1	0	0	0	0	0																																		
TACKLES	G	UA	A	TOTAL	TFL	YDS	PD	FF	FR	BLKD	QBH																																																														
2020	8	16	14	30	0.5	1	0	0	0	0	0																																																														
TOTAL	8	16	14	30	0.5	1	0	0	0	0	0																																																														
CB		4 • RANDALL HAYNIE • 6-0 • 185 • Sr. • Ft. Lauderdale, Fla. • Cardinal Gibbons																																																																							
		<ul style="list-style-type: none">• Majoring in sociology• Picked off third career pass in the home opener against No. 20/17 LSU• Played in 12 games and booked 18 tackles in 2019• Returned an interception 47 yards for a touchdown against LSU (2019)• Appeared in all 13 games during 2018 campaign• High school teammate of James Bostic III	<table><tr><th>TACKLES</th><th>G</th><th>UA</th><th>A</th><th>TOTAL</th><th>TFL</th><th>YDS</th><th>PD</th><th>FF</th><th>FR</th><th>BLKD</th><th>QBH</th></tr><tr><td>2018</td><td>13</td><td>13</td><td>2</td><td>15</td><td>0.0</td><td>0</td><td>5</td><td>0</td><td>0</td><td>0</td><td>0</td></tr><tr><td>2019</td><td>11</td><td>12</td><td>6</td><td>18</td><td>1.0</td><td>2</td><td>5</td><td>0</td><td>0</td><td>0</td><td>0</td></tr><tr><td>2020</td><td>4</td><td>5</td><td>1</td><td>6</td><td>0.0</td><td>0</td><td>1</td><td>0</td><td>0</td><td>0</td><td>0</td></tr><tr><td>TOTAL</td><td>28</td><td>30</td><td>9</td><td>39</td><td>1.0</td><td>2</td><td>11</td><td>0</td><td>0</td><td>0</td><td>0</td></tr></table>	TACKLES	G	UA	A	TOTAL	TFL	YDS	PD	FF	FR	BLKD	QBH	2018	13	13	2	15	0.0	0	5	0	0	0	0	2019	11	12	6	18	1.0	2	5	0	0	0	0	2020	4	5	1	6	0.0	0	1	0	0	0	0	TOTAL	28	30	9	39	1.0	2	11	0	0	0	0										
TACKLES	G	UA	A	TOTAL	TFL	YDS	PD	FF	FR	BLKD	QBH																																																														
2018	13	13	2	15	0.0	0	5	0	0	0	0																																																														
2019	11	12	6	18	1.0	2	5	0	0	0	0																																																														
2020	4	5	1	6	0.0	0	1	0	0	0	0																																																														
TOTAL	28	30	9	39	1.0	2	11	0	0	0	0																																																														
CB		6 • GABE JEUDY-LALLY • 6-1 • 180 • So. • Charlotte, N.C. • Ardrey Kell																																																																							
		<ul style="list-style-type: none">• Majoring in human and organizational development and sociology• Made first career start against Ole Miss• Tallied six tackles in the first two games after not recording any in 2019• Played in four games as a true freshman• Born in New York City• National Honor Society member at Ardrey Kell High School	<table><tr><th>TACKLES</th><th>G</th><th>UA</th><th>A</th><th>TOTAL</th><th>TFL</th><th>YDS</th><th>PD</th><th>FF</th><th>FR</th><th>BLKD</th><th>QBH</th></tr><tr><td>2019</td><td>4</td><td>0</td><td>0</td><td>0</td><td>0.0</td><td>0</td><td>0</td><td>0</td><td>0</td><td>0</td><td>0</td></tr><tr><td>2020</td><td>6</td><td>8</td><td>2</td><td>10</td><td>0.0</td><td>0</td><td>0</td><td>0</td><td>0</td><td>0</td><td>0</td></tr><tr><td>TOTAL</td><td>10</td><td>8</td><td>2</td><td>10</td><td>0.0</td><td>0</td><td>0</td><td>0</td><td>0</td><td>0</td><td>0</td></tr></table>	TACKLES	G	UA	A	TOTAL	TFL	YDS	PD	FF	FR	BLKD	QBH	2019	4	0	0	0	0.0	0	0	0	0	0	0	2020	6	8	2	10	0.0	0	0	0	0	0	0	TOTAL	10	8	2	10	0.0	0	0	0	0	0	0																						
TACKLES	G	UA	A	TOTAL	TFL	YDS	PD	FF	FR	BLKD	QBH																																																														
2019	4	0	0	0	0.0	0	0	0	0	0	0																																																														
2020	6	8	2	10	0.0	0	0	0	0	0	0																																																														
TOTAL	10	8	2	10	0.0	0	0	0	0	0	0																																																														
CB		28 • ALLAN GEORGE • 6-1 • 187 • Sr. • Andalusia, Ala. • Andalusia																																																																							
		<ul style="list-style-type: none">• Majoring in medicine, health and society• Career-high tying eight tackles in three of the last four games• Year's first tackle for loss came against South Carolina• Two interceptions for his career• First pick of 2019 ended end-zone possession in win over No. 22 Missouri• Got engaged to Vanderbilt cheerleader Katlyn Richardson in September 2020	<table><tr><th>TACKLES</th><th>G</th><th>UA</th><th>A</th><th>TOTAL</th><th>TFL</th><th>YDS</th><th>PD</th><th>FF</th><th>FR</th><th>BLKD</th><th>QBH</th></tr><tr><td>2018</td><td>12</td><td>25</td><td>8</td><td>33</td><td>3.5</td><td>16</td><td>5</td><td>1</td><td>0</td><td>0</td><td>0</td></tr><tr><td>2019</td><td>12</td><td>25</td><td>13</td><td>38</td><td>3.0</td><td>8</td><td>6</td><td>0</td><td>1</td><td>0</td><td>0</td></tr><tr><td>2020</td><td>8</td><td>29</td><td>13</td><td>42</td><td>2.5</td><td>3</td><td>1</td><td>0</td><td>0</td><td>0</td><td>0</td></tr><tr><td>TOTAL</td><td>32</td><td>79</td><td>34</td><td>113</td><td>9.0</td><td>27</td><td>12</td><td>1</td><td>1</td><td>0</td><td>0</td></tr></table>	TACKLES	G	UA	A	TOTAL	TFL	YDS	PD	FF	FR	BLKD	QBH	2018	12	25	8	33	3.5	16	5	1	0	0	0	2019	12	25	13	38	3.0	8	6	0	1	0	0	2020	8	29	13	42	2.5	3	1	0	0	0	0	TOTAL	32	79	34	113	9.0	27	12	1	1	0	0										
TACKLES	G	UA	A	TOTAL	TFL	YDS	PD	FF	FR	BLKD	QBH																																																														
2018	12	25	8	33	3.5	16	5	1	0	0	0																																																														
2019	12	25	13	38	3.0	8	6	0	1	0	0																																																														
2020	8	29	13	42	2.5	3	1	0	0	0	0																																																														
TOTAL	32	79	34	113	9.0	27	12	1	1	0	0																																																														
CB		23 • JAYLEN MAHONEY • 5-11 • 185 • So. • Rock Hill, S.C. • South Pointe																																																																							
		<ul style="list-style-type: none">• Majoring in human and organizational development• Second on the team in total tackles• Career-high tying 10 stops against both South Carolina and Mississippi State• Personal-best 2.0 tackles for loss against South Carolina• Recovered second career fumble at No. 10/11 Texas A&M• First career interception at Tennessee in 2019	<table><tr><th>TACKLES</th><th>G</th><th>UA</th><th>A</th><th>TOTAL</th><th>TFL</th><th>YDS</th><th>PD</th><th>FF</th><th>FR</th><th>BLKD</th><th>QBH</th></tr><tr><td>2019</td><td>12</td><td>10</td><td>13</td><td>23</td><td>1.5</td><td>11</td><td>3</td><td>0</td><td>1</td><td>0</td><td>0</td></tr><tr><td>2020</td><td>7</td><td>27</td><td>22</td><td>49</td><td>2.0</td><td>6</td><td>2</td><td>0</td><td>1</td><td>0</td><td>0</td></tr><tr><td>TOTAL</td><td>19</td><td>37</td><td>35</td><td>72</td><td>3.5</td><td>17</td><td>5</td><td>0</td><td>2</td><td>0</td><td>0</td></tr></table>	TACKLES	G	UA	A	TOTAL	TFL	YDS	PD	FF	FR	BLKD	QBH	2019	12	10	13	23	1.5	11	3	0	1	0	0	2020	7	27	22	49	2.0	6	2	0	1	0	0	TOTAL	19	37	35	72	3.5	17	5	0	2	0	0																						
TACKLES	G	UA	A	TOTAL	TFL	YDS	PD	FF	FR	BLKD	QBH																																																														
2019	12	10	13	23	1.5	11	3	0	1	0	0																																																														
2020	7	27	22	49	2.0	6	2	0	1	0	0																																																														
TOTAL	19	37	35	72	3.5	17	5	0	2	0	0																																																														
CB		15 • ELIJAH HAMILTON • 6-2 • 205 • 5th • Roswell, Ga. • Blessed Trinity Catholic																																																																							
		<ul style="list-style-type: none">• Majoring in medicine, health and society• Started first career game at Kentucky• Personal-high eight tackles at Missouri• Played in 12 games in 2019, recording four tackles against East Tennessee• Father, Ruffin, enjoyed six-year career in the NFL• Away from football, enjoys music and playing the drums	<table><tr><th>TACKLES</th><th>G</th><th>UA</th><th>A</th><th>TOTAL</th><th>TFL</th><th>YDS</th><th>PD</th><th>FF</th><th>FR</th><th>BLKD</th><th>QBH</th></tr><tr><td>2017</td><td>7</td><td>0</td><td>0</td><td>0</td><td>0.0</td><td>0</td><td>0</td><td>0</td><td>0</td><td>0</td><td>0</td></tr><tr><td>2018</td><td>13</td><td>2</td><td>0</td><td>2</td><td>0.0</td><td>0</td><td>0</td><td>0</td><td>0</td><td>0</td><td>0</td></tr><tr><td>2019</td><td>12</td><td>8</td><td>4</td><td>12</td><td>0.0</td><td>0</td><td>0</td><td>0</td><td>0</td><td>0</td><td>0</td></tr><tr><td>2020</td><td>8</td><td>18</td><td>3</td><td>21</td><td>0.0</td><td>0</td><td>3</td><td>0</td><td>0</td><td>0</td><td>0</td></tr><tr><td>TOTAL</td><td>40</td><td>28</td><td>7</td><td>35</td><td>0.0</td><td>0</td><td>3</td><td>0</td><td>0</td><td>0</td><td>0</td></tr></table>	TACKLES	G	UA	A	TOTAL	TFL	YDS	PD	FF	FR	BLKD	QBH	2017	7	0	0	0	0.0	0	0	0	0	0	0	2018	13	2	0	2	0.0	0	0	0	0	0	0	2019	12	8	4	12	0.0	0	0	0	0	0	0	2020	8	18	3	21	0.0	0	3	0	0	0	0	TOTAL	40	28	7	35	0.0	0	3	0	0
TACKLES	G	UA	A	TOTAL	TFL	YDS	PD	FF	FR	BLKD	QBH																																																														
2017	7	0	0	0	0.0	0	0	0	0	0	0																																																														
2018	13	2	0	2	0.0	0	0	0	0	0	0																																																														
2019	12	8	4	12	0.0	0	0	0	0	0	0																																																														
2020	8	18	3	21	0.0	0	3	0	0	0	0																																																														
TOTAL	40	28	7	35	0.0	0	3	0	0	0	0																																																														


Student-Athlete Profiles

S		33 • DASHAUN JERKINS • 6-0 • 190 • Jr. • Woodbridge, Va. • Woodbridge	<table><tr><th>TACKLES</th><th>G</th><th>UA</th><th>A</th><th>TOTAL</th><th>TFL</th><th>YDS</th><th>PD</th><th>FF</th><th>FR</th><th>BLKD</th><th>QBH</th></tr><tr><td>2018</td><td>2</td><td>0</td><td>0</td><td>0</td><td>0.0</td><td>0</td><td>0</td><td>0</td><td>0</td><td>0</td><td>0</td></tr><tr><td>2019</td><td>11</td><td>34</td><td>24</td><td>58</td><td>0.5</td><td>0</td><td>2</td><td>0</td><td>1</td><td>0</td><td>0</td></tr><tr><td>2020</td><td>7</td><td>16</td><td>26</td><td>42</td><td>0.0</td><td>0</td><td>3</td><td>2</td><td>1</td><td>0</td><td>0</td></tr><tr><td>TOTAL</td><td>20</td><td>50</td><td>50</td><td>100</td><td>0.5</td><td>0</td><td>5</td><td>2</td><td>2</td><td>0</td><td>0</td></tr></table>	TACKLES	G	UA	A	TOTAL	TFL	YDS	PD	FF	FR	BLKD	QBH	2018	2	0	0	0	0.0	0	0	0	0	0	0	2019	11	34	24	58	0.5	0	2	0	1	0	0	2020	7	16	26	42	0.0	0	3	2	1	0	0	TOTAL	20	50	50	100	0.5	0	5	2	2	0	0
		TACKLES	G	UA	A	TOTAL	TFL	YDS	PD	FF	FR	BLKD	QBH																																																		
2018	2	0	0	0	0.0	0	0	0	0	0	0																																																				
2019	11	34	24	58	0.5	0	2	0	1	0	0																																																				
2020	7	16	26	42	0.0	0	3	2	1	0	0																																																				
TOTAL	20	50	50	100	0.5	0	5	2	2	0	0																																																				
<ul style="list-style-type: none">• Majoring in medicine, health and society• Registered 42 tackles, tied for third on the team• Forced fumbles at No. 10/11 Texas A&M and vs. No. 6/5 Florida• Eight or more tackles in four games this fall• Played in 11 games and earned nine starts in 2019• 14 tackles and a fumble recovery versus No. 3/3 Georgia (2019) in first career start																																																															


S		13 • BRENDON HARRIS • 6-1 • 212 • Jr. • Chattanooga, Tenn. • Baylor	<table><tr><th>TACKLES</th><th>G</th><th>UA</th><th>A</th><th>TOTAL</th><th>TFL</th><th>YDS</th><th>PD</th><th>FF</th><th>FR</th><th>BLKD</th><th>QBH</th></tr><tr><td>2018</td><td>4</td><td>1</td><td>0</td><td>1</td><td>0.0</td><td>0</td><td>0</td><td>0</td><td>0</td><td>0</td><td>0</td></tr><tr><td>2019</td><td>10</td><td>32</td><td>19</td><td>51</td><td>1.0</td><td>1</td><td>2</td><td>0</td><td>0</td><td>0</td><td>0</td></tr><tr><td>2020</td><td>6</td><td>18</td><td>14</td><td>32</td><td>1.0</td><td>1</td><td>3</td><td>1</td><td>0</td><td>0</td><td>0</td></tr><tr><td>TOTAL</td><td>20</td><td>51</td><td>33</td><td>84</td><td>2.0</td><td>2</td><td>5</td><td>1</td><td>0</td><td>0</td><td>0</td></tr></table>	TACKLES	G	UA	A	TOTAL	TFL	YDS	PD	FF	FR	BLKD	QBH	2018	4	1	0	1	0.0	0	0	0	0	0	0	2019	10	32	19	51	1.0	1	2	0	0	0	0	2020	6	18	14	32	1.0	1	3	1	0	0	0	TOTAL	20	51	33	84	2.0	2	5	1	0	0	0
		TACKLES	G	UA	A	TOTAL	TFL	YDS	PD	FF	FR	BLKD	QBH																																																		
2018	4	1	0	1	0.0	0	0	0	0	0	0																																																				
2019	10	32	19	51	1.0	1	2	0	0	0	0																																																				
2020	6	18	14	32	1.0	1	3	1	0	0	0																																																				
TOTAL	20	51	33	84	2.0	2	5	1	0	0	0																																																				
<ul style="list-style-type: none">• Majoring in medicine, health and society• Career-high 10 tackles at Mississippi State• Forced first career fumble against South Carolina• Appeared in 11 games and started three in 2019• Finished fourth on the team in total tackles (51) and solo stops (32)• Born and raised in Chattanooga, Tenn.																																																															

S		11 • JUSTIN HARRIS • 6-1 • 194 • So. • Attalla, Ala. • Etowah	<table><tr><th>TACKLES</th><th>G</th><th>UA</th><th>A</th><th>TOTAL</th><th>TFL</th><th>YDS</th><th>PD</th><th>FF</th><th>FR</th><th>BLKD</th><th>QBH</th></tr><tr><td>2019</td><td>4</td><td>0</td><td>0</td><td>0</td><td>0.0</td><td>0</td><td>0</td><td>0</td><td>0</td><td>0</td><td>0</td></tr><tr><td>2020</td><td>8</td><td>3</td><td>6</td><td>9</td><td>0.0</td><td>0</td><td>1</td><td>0</td><td>0</td><td>0</td><td>0</td></tr><tr><td>TOTAL</td><td>12</td><td>3</td><td>6</td><td>9</td><td>0.0</td><td>0</td><td>1</td><td>0</td><td>0</td><td>0</td><td>0</td></tr></table>	TACKLES	G	UA	A	TOTAL	TFL	YDS	PD	FF	FR	BLKD	QBH	2019	4	0	0	0	0.0	0	0	0	0	0	0	2020	8	3	6	9	0.0	0	1	0	0	0	0	TOTAL	12	3	6	9	0.0	0	1	0	0	0	0
		TACKLES	G	UA	A	TOTAL	TFL	YDS	PD	FF	FR	BLKD	QBH																																						
2019	4	0	0	0	0.0	0	0	0	0	0	0																																								
2020	8	3	6	9	0.0	0	1	0	0	0	0																																								
TOTAL	12	3	6	9	0.0	0	1	0	0	0	0																																								
<ul style="list-style-type: none">• Undecided on major• Made first collegiate start against No. 20/17 LSU• Played in four games as a true freshman in 2019• As reserve safety and special teams contributor, saw action in four contests• Father, Eddie, played football at Jacksonville State and Delta State• Served as the student government vice president at Etowah																																																			


S		14 • MAX WORSHIP • 6-1 • 206 • Jr. • Fort Lauderdale, Fla. • Cardinal Gibbons	<table><tr><th>TACKLES</th><th>G</th><th>UA</th><th>A</th><th>TOTAL</th><th>TFL</th><th>YDS</th><th>PD</th><th>FF</th><th>FR</th><th>BLKD</th><th>QBH</th></tr><tr><td>2018</td><td>13</td><td>3</td><td>4</td><td>7</td><td>0.0</td><td>0</td><td>0</td><td>0</td><td>0</td><td>0</td><td>0</td></tr><tr><td>2019</td><td>9</td><td>8</td><td>6</td><td>14</td><td>0.0</td><td>0</td><td>0</td><td>0</td><td>0</td><td>0</td><td>0</td></tr><tr><td>2020</td><td>7</td><td>15</td><td>16</td><td>31</td><td>0.5</td><td>0</td><td>2</td><td>0</td><td>0</td><td>0</td><td>2</td></tr><tr><td>TOTAL</td><td>29</td><td>26</td><td>26</td><td>52</td><td>0.5</td><td>0</td><td>2</td><td>0</td><td>0</td><td>0</td><td>2</td></tr></table>	TACKLES	G	UA	A	TOTAL	TFL	YDS	PD	FF	FR	BLKD	QBH	2018	13	3	4	7	0.0	0	0	0	0	0	0	2019	9	8	6	14	0.0	0	0	0	0	0	0	2020	7	15	16	31	0.5	0	2	0	0	0	2	TOTAL	29	26	26	52	0.5	0	2	0	0	0	2
		TACKLES	G	UA	A	TOTAL	TFL	YDS	PD	FF	FR	BLKD	QBH																																																		
2018	13	3	4	7	0.0	0	0	0	0	0	0																																																				
2019	9	8	6	14	0.0	0	0	0	0	0	0																																																				
2020	7	15	16	31	0.5	0	2	0	0	0	2																																																				
TOTAL	29	26	26	52	0.5	0	2	0	0	0	2																																																				
<ul style="list-style-type: none">• Undecided on a major• Booked career-high eight tackles versus Ole Miss• Registered seven stops against South Carolina in first career start• 14 tackles with a year-best four against LSU in 2019• Sister, Domonique, serves as an attorney for the NBA• Mother, Victoria, named one of South Florida's most influential black women in business and industry in 2017																																																															

K		37 • PIERSON COOKE • 6-0 • 194 • Jr. • Bloomfield Hills, Mich. • Cranbrook-Kingswood	<table><tr><th>FIELD GOALS</th><th>G</th><th>FGM-FGA</th><th>%</th><th>1-29</th><th>30-39</th><th>40-49</th><th>50+</th><th>LG</th><th>PAT</th></tr><tr><td>2020</td><td>7</td><td>3-7</td><td>42.9</td><td>1-3</td><td>1-1</td><td>1-2</td><td>0-1</td><td>41</td><td>9-9</td></tr><tr><td>TOTAL</td><td>7</td><td>3-7</td><td>42.9</td><td>1-3</td><td>1-1</td><td>1-2</td><td>0-1</td><td>41</td><td>9-9</td></tr></table>	FIELD GOALS	G	FGM-FGA	%	1-29	30-39	40-49	50+	LG	PAT	2020	7	3-7	42.9	1-3	1-1	1-2	0-1	41	9-9	TOTAL	7	3-7	42.9	1-3	1-1	1-2	0-1	41	9-9
		FIELD GOALS	G	FGM-FGA	%	1-29	30-39	40-49	50+	LG	PAT																						
2020	7	3-7	42.9	1-3	1-1	1-2	0-1	41	9-9																								
TOTAL	7	3-7	42.9	1-3	1-1	1-2	0-1	41	9-9																								
<ul style="list-style-type: none">• Majoring in political science• Primary kickoff specialist and has handled some place kicks• Career-long 41-yard field goal at Mississippi State• Connected on his first career field goal attempt from 33 yards• Kicked off 23 times for 1,402 yards (61.0 yards/kickoff)• Appeared in nine games as a kickoff specialist in 2019																																	

K		47 • WES FARLEY • 6-1 • 185 • Jr. • New Canaan, Conn. • New Canaan	<table><tr><th>FIELD GOALS</th><th>G</th><th>FGM-FGA</th><th>%</th><th>1-29</th><th>30-39</th><th>40-49</th><th>50+</th><th>LG</th><th>PAT</th></tr><tr><td>2020</td><td>3</td><td>0-0</td><td>.000</td><td>0-0</td><td>0-0</td><td>0-0</td><td>0-0</td><td>-</td><td>6-6</td></tr><tr><td>TOTAL</td><td>3</td><td>0-0</td><td>.000</td><td>0-0</td><td>0-0</td><td>0-0</td><td>0-0</td><td>-</td><td>6-6</td></tr></table>	FIELD GOALS	G	FGM-FGA	%	1-29	30-39	40-49	50+	LG	PAT	2020	3	0-0	.000	0-0	0-0	0-0	0-0	-	6-6	TOTAL	3	0-0	.000	0-0	0-0	0-0	0-0	-	6-6
		FIELD GOALS	G	FGM-FGA	%	1-29	30-39	40-49	50+	LG	PAT																						
2020	3	0-0	.000	0-0	0-0	0-0	0-0	-	6-6																								
TOTAL	3	0-0	.000	0-0	0-0	0-0	0-0	-	6-6																								
<ul style="list-style-type: none">• Working toward double major of economics and human and organizational development• Made Vanderbilt debut against Ole Miss in 2020• Converted all three PATs in debut, and is 6-for-6 on the season• Appearance versus the Rebels was first career football game• Soccer prep standout for New Canaan• One of five siblings; born as a triplet with sisters Anne and Eliva																																	

K		32 • SARAH FULLER • 6-2 • Sr. • Wylie, Texas • Wylie	<table><tr><th>FIELD GOALS</th><th>G</th><th>FGM-FGA</th><th>%</th><th>1-29</th><th>30-39</th><th>40-49</th><th>50+</th><th>LG</th><th>PAT</th></tr><tr><td>2020</td><td>1</td><td>0-0</td><td>.000</td><td>0-0</td><td>0-0</td><td>0-0</td><td>0-0</td><td>-</td><td>0-0</td></tr><tr><td>TOTAL</td><td>1</td><td>0-0</td><td>.000</td><td>0-0</td><td>0-0</td><td>0-0</td><td>0-0</td><td>-</td><td>0-0</td></tr></table>	FIELD GOALS	G	FGM-FGA	%	1-29	30-39	40-49	50+	LG	PAT	2020	1	0-0	.000	0-0	0-0	0-0	0-0	-	0-0	TOTAL	1	0-0	.000	0-0	0-0	0-0	0-0	-	0-0
		FIELD GOALS	G	FGM-FGA	%	1-29	30-39	40-49	50+	LG	PAT																						
2020	1	0-0	.000	0-0	0-0	0-0	0-0	-	0-0																								
TOTAL	1	0-0	.000	0-0	0-0	0-0	0-0	-	0-0																								
<ul style="list-style-type: none">• Became the first woman to participate in both a Power 5 football contest at Missouri• Took the opening kickoff of the second half at Missouri• Also a member of the Vanderbilt women's soccer team• Started nine of Vanderbilt soccer's 12 games in the fall 2020 season• Posted a 0.97 goals against average, the eighth-best mark in school history• Started all four games during Vanderbilt's 2020 SEC Tournament championship run																																	

P		95 • HARRISON SMITH • 5-10 • 188 • Jr. • Franklin, Tenn. • Brentwood Academy	<table><tr><th>PUNTING</th><th>G</th><th>NO</th><th>YARDS</th><th>AVG.</th><th>LONG</th><th>I-20</th><th>50+</th></tr><tr><td>2019</td><td>12</td><td>77</td><td>3,313</td><td>43.0</td><td>66</td><td>31</td><td>16</td></tr><tr><td>2020</td><td>7</td><td>37</td><td>1,540</td><td>41.6</td><td>56</td><td>14</td><td>12</td></tr><tr><td>TOTAL</td><td>19</td><td>114</td><td>4,853</td><td>42.6</td><td>66</td><td>45</td><td>28</td></tr></table>	PUNTING	G	NO	YARDS	AVG.	LONG	I-20	50+	2019	12	77	3,313	43.0	66	31	16	2020	7	37	1,540	41.6	56	14	12	TOTAL	19	114	4,853	42.6	66	45	28
		PUNTING	G	NO	YARDS	AVG.	LONG	I-20	50+																										
2019	12	77	3,313	43.0	66	31	16																												
2020	7	37	1,540	41.6	56	14	12																												
TOTAL	19	114	4,853	42.6	66	45	28																												
<ul style="list-style-type: none">• Majoring in biological sciences, and classical and Mediterranean studies• Averaging 41.6 yards a kick in 2020 with 14 downed inside the opponent 20-yard line• Downed four of his six punts inside the 20-yard line against No. 6/5 Florida• Dropped eight of his last 13 punts inside the 20-yard line• Class salutatorian• Lettered in football, wrestling, tennis and track and field at Brentwood																																			

P		36 • JARED WHEATLEY • 6-1 • 190 • So. • Indian Trail, N.C. • Porter Ridge	<table><tr><th>PUNTING</th><th>G</th><th>NO</th><th>YARDS</th><th>AVG.</th><th>LONG</th><th>I-20</th><th>50+</th></tr><tr><td>2020</td><td>1</td><td>5</td><td>166</td><td>33.2</td><td>55</td><td>4</td><td>1</td></tr><tr><td>TOTAL</td><td>1</td><td>5</td><td>166</td><td>33.2</td><td>55</td><td>4</td><td>1</td></tr></table>	PUNTING	G	NO	YARDS	AVG.	LONG	I-20	50+	2020	1	5	166	33.2	55	4	1	TOTAL	1	5	166	33.2	55	4	1
		PUNTING	G	NO	YARDS	AVG.	LONG	I-20	50+																		
2020	1	5	166	33.2	55	4	1																				
TOTAL	1	5	166	33.2	55	4	1																				
<ul style="list-style-type: none">• Undecided on major• Made debut against Ole Miss, punting five times for 33.2 yards/punt• Downed four balls inside the Rebel 20-yard line• Long punt covered 55 yards versus Ole Miss• 2018 South Charlotte Punter of the Year• Away from football, enjoys fishing, golfing, snow skiing and hiking																											

Coaching Staff

**Todd Fitch • Interim Head Coach • Offensive Coordinator • Quarterbacks**

- First season at Vanderbilt
- 36th season overall with 16 postseason appearances
- Ohio Wesleyan '86
- Hails from Ohio and was a three-year starter at defensive back for Ohio Wesleyan.
- Mentors include Don Nehlen, Earle Bruce, Lou Holtz

**Ted Roof • Defensive Coordinator • Inside Linebackers**

- First season at Vanderbilt
- 33rd season overall
- Georgia Tech '87
- Hails from Lawrenceville, Ga.
- Twin sons both play college football with T.D. a linebacker at Appalachian State and Michael a quarterback at Charlotte

**Aaron Henry • Cornerbacks**

- First season at Vanderbilt
- Seventh season overall
- Wisconsin '11
- Hails from Immokalee, Fla.
- Coached with Ted Roof at NC State in 2018

**Tim Horton • Running Backs**

- Second season at Vanderbilt
- 30th season overall
- Arkansas '90
- Hails from Conway, Ark.
- Coached several SEC standout RBs, including Tre Mason, Kerryon Johnson, Darren McFadden and Felix Jones

**Jovan Haye • Defensive Line**

- Second season at Vanderbilt
- Third season overall
- Vanderbilt '07
- Hails from Mandeville, Jamaica
- Vanderbilt's 2019 SEC Football Legend

**Tony Ball • Wide Receivers**

- First season at Vanderbilt
- 11th season overall
- Chattanooga '83
- Hails from Chattanooga, Tenn.
- Inducted into Chattanooga's Athletics Hall of Fame in 2006 and was named to the school's All-Century Team in 2003

**Marc Mattioli • Defensive Secondary**

- Sixth season at Vanderbilt
- 10th season overall
- Rhodes College '09
- Hails from Roswell, Ga.
- Longest-tenured Vanderbilt staff member

**Pete Rossomando • Offensive Line**

- First season at Vanderbilt
- 17th season overall
- Boston '94
- Hails from Staten Island, N.Y.
- 2012 Liberty Mutual NCAA Division II National Coach of the Year at Central Connecticut

**Kenechi Udeze • Outside Linebackers**

- First season at Vanderbilt
- Fifth season overall
- Southern California '10
- Hails from Los Angeles
- Won a championship as a player at USC in 2003 and as a defensive analyst at LSU in 2019

**Devin Fitzsimmons • Special Teams Coordinator • Tight Ends**

- Second season at Vanderbilt
- 15th season overall
- Bucknell '05
- Hails from Folsom, La.
- Brother of ESPN Radio personality Ian Fitzsimmons

2020 Statistics

	Overall	Home	Away	Neutral	
Overall	0-8-0	0-4-0	0-4-0	0-0-0	
Conference	0-8-0	0-4-0	0-4-0	0-0-0	
	Vanderbilt	Opponents			
SCORING	116	294			
Points Per Game	14.5	36.8			
Points Off Turnovers	14	31			
FIRST DOWNS	166	195			
Rushing	61	79			
Passing	88	107			
Penalty	17	9			
RUSHING YARDAGE	938	1507			
Yards gained rushing	1125	1656			
Yards lost rushing	187	149			
Rushing Attempts	298	264			
Average Per Rush	3.1	5.7			
Average Per Game	117.2	188.4			
TDs Rushing	4	18			
PASSING YARDAGE	1740	2340			
Comp-Att-Int	170-262-10	200-269-1			
Average Per Pass	6.6	8.7			
Average Per Catch	10.2	11.7			
Average Per Game	217.5	292.5			
TDs Passing	11	20			
TOTAL OFFENSE	2678	3847			
Total Plays	560	533			
Average Per Play	4.8	7.2			
Average Per Game	334.8	480.9			
KICK RETURNS: #Yards	14-317	12-248			
PUNT RETURNS: #Yards	5-46	13-187			
INT RETURNS: #Yards	1-2	10-132			
KICK RETURN AVERAGE	22.6	20.7			
PUNT RETURN AVERAGE	9.2	14.4			
INT RETURN AVERAGE	2.0	13.2			
FUMBLES-LOST	11-6	9-6			
PENALTIES-Yards	35-283	49-407			
Average Per Game	35.4	50.9			
PUNTS-Yards	42-1706	20-906			
Average Per Punt	40.6	45.3			
Net punt average	35.7	42.0			
KICKOFFS-Yards	24-1432	56-3299			
Average Per Kick	59.7	58.9			
Net kick average	38.9	39.9			
TIME OF POSSESSION/Game	30:07	29:53			
3RD-DOWN Conversions	52/120	41/89			
3rd-Down Pct	43%	46%			
4TH-DOWN Conversions	10/17	5/8			
4th-Down Pct	59%	62%			
SACKS BY-Yards	11-77	17-106			
MISC YARDS	0	0			
TOUCHDOWNS SCORED	15	38			
FIELD GOALS-ATTEMPTS	3-7	10-13			
ON-SIDE KICKS	0-2	0-0			
RED-ZONE SCORES	(12-18) 67%	(27-29) 93%			
RED-ZONE TOUCHDOWNS	(10-18) 56%	(20-29) 69%			
PAT-ATTEMPTS	(15-15) 100%	(34-36) 94%			
ATTENDANCE	5275	60014			
Games/Avg Per Game	4/1319	4/15004			
Neutral Site Games	—	0/0			
SCORE BY QUARTERS	1st	2nd	3rd	4th	Total
Vanderbilt	13	37	35	31	116
Opponents	80	70	85	59	294

RUSHING	GP	Att	Gain	Loss	Net	Avg	TD	Long	Avg/G
Keyon Henry-Brooks	5	100	447	9	438	4.4	2	27	87.6
Ja'Veon Marlow	4	46	193	7	186	4.0	0	22	46.5
Jamauri Wakefield	4	38	144	21	123	3.2	0	15	30.8
Mitchell Pryor	8	25	113	2	111	4.4	1	15	13.9
Rocko Griffin Jr.	7	32	90	8	82	2.6	0	15	11.7
Jayden Harrison	8	2	16	4	12	6.0	0	16	1.5
Mike Wright	6	14	41	26	15	1.1	1	11	2.5
Dashaun Jerkins	7	1	7	0	7	7.0	0	7	1.0
Elijah Hamilton	8	1	3	0	3	3.0	0	3	0.4
Tyrell Alexander	8	1	0	6	-6	-6.0	0	0	-0.8
Ken Seals	8	38	71	104	-33	-0.9	0	8	-4.1
Total	8	298	1125	187	938	3.1	4	27	117.2
Opponents	8	264	1656	149	1507	5.7	18	88	188.4

PASSING	G	Effic	Cmp-Att-Int	Pct	Yds	TD	Lng	Avg/G
Ken Seals	8	128.9	164-249-9	65.9	1689	10	58	211.1
Mike Wright	6	115.8	6-10-1	60.0	51	1	25	8.5
TEAM	4	0.0	0-3-0	0.0	0	0	0	0.0
Total	8	126.9	170-262-10	64.9	1740	11	58	217.5
Opponents	8	171.2	200-269-1	74.3	2340	20	51	292.5

RECEIVING	G	No.	Yds	Avg	TD	Long	Avg/G
Cam Johnson	8	49	481	9.8	2	40	60.1
Keyon Henry-Brooks	5	25	239	9.6	0	48	47.8
Amir Abdur-Rahman	8	24	337	14.0	1	33	42.1
Ben Bresnahan	8	24	262	10.9	3	43	32.8
Chris Pierce Jr.	8	22	326	14.8	5	58	40.8
Jayden Harrison	8	7	17	2.4	0	25	2.1
Jamauri Wakefield	4	5	16	3.2	0	7	4.0
Ja'Veon Marlow	4	4	-3	-0.8	0	5	-0.8
Will Sheppard	7	2	30	15.0	0	24	4.3
Mitchell Pryor	8	2	20	10.0	0	12	2.5
Tyrell Alexander	8	2	11	5.5	0	6	1.4
James Bostic III	6	1	12	12.0	0	12	2.0
Rocko Griffin Jr.	7	1	3	3.0	0	3	0.4
Justin Ball	8	1	-3	-3.0	0	0	-0.4
Grant Miller	8	1	-8	-8.0	0	0	-1.0
Total	8	170	1740	10.2	11	58	217.5
Opponents	8	200	2340	11.7	20	51	292.5

PUNT RETURNS	No.	Yds	Avg	TD	Long
Cam Johnson	5	46	9.2	0	21
Total	5	46	9.2	0	21
Opponents	13	187	14.4	0	48

KICK RETURNS	No.	Yds	Avg	TD	Long
Jayden Harrison	7	141	20.1	0	27
Donovan Kaufman	5	137	27.4	0	58
Cam Johnson	1	22	22.0	0	22
Elijah Hamilton	1	17	17.0	0	17
Total	14	317	22.6	0	58
Opponents	12	248	20.7	0	37

2020 Statistics

INTERCEPTIONS

Randall Haynie	1	2	2.0	0	2
Total	1	2	2.0	0	2
Opponents	10	132	13.2	0	35

FUMBLE RETURNS

Andre Mintze	1	6	6.0	0	6
Dashaun Jerkins	1	8	8.0	0	8
Total	2	14	7.0	0	8
Opponents	1	7	7.0	0	7

PUNTING

Harrison Smith	37	1540	41.6	56	1	14	15	12	0
Jared Wheatley	5	166	33.2	55	0	1	4	1	0
Total	42	1706	40.6	56	1	15	19	13	0
Opponents	20	906	45.3	63	1	8	10	6	0

FIELD GOALS

Pierson Cooke	3-7	42.9	0-0	1-3	1-1	1-2	0-1	41	0
Total	3-7	42.9	0-0	1-3	1-1	1-2	0-1	41	0
Opponents	8-10	80.0	0-0	3-3	2-2	2-3	1-2	53	0

Field Goal Sequence

Texas A&M	(33),45	(24)
LSU	22	(53),(31)
South Carolina	29	(42),53,(40)
Ole Miss	-	42
Mississippi State	50, (41)	(25)
Kentucky	-	(28)
Florida	(25)	(33)
Missouri	-	45,(21),(44)

SCORING

Chris Pierce Jr.	5	0-0	0-0	0-0	0	0-0	0	0	30
Ben Bresnahan	3	0-0	0-0	0-0	0	0-0	0	0	18
Pierson Cooke	0	3-7	9-9	0-0	0	0-0	0	0	18
Cam Johnson	2	0-0	0-0	0-0	0	0-0	0	0	12
Keyon Henry-Brooks	2	0-0	0-0	0-0	0	0-0	0	0	12
Mitchell Pryor	1	0-0	0-0	0-0	0	0-0	0	0	6
Amir Abdur-Rahman	1	0-0	0-0	0-0	0	0-0	0	0	6
Wes Farley	0	0-0	6-6	0-0	0	0-0	0	0	6
Mike Wright	1	0-0	0-0	0-0	0	0-0	0	0	6
TEAM	0	0-0	0-0	0-0	0	0-0	0	1	2
Total	15	3-7	15-15	0-0	0	0-0	0	1	116
Opponents	38	10-13	34-36	1-1	0	0-1	0	0	294

TOTAL OFFENSE

Ken Seals	8	287	-33	1689	1656	207.0
Keyon Henry-Brooks	5	100	438	0	438	87.6
Ja'Veon Marlow	4	46	186	0	186	46.5
Jamauri Wakefield	4	38	123	0	123	30.8
Mitchell Pryor	8	25	111	0	111	13.9
Rocko Griffin Jr.	7	32	82	0	82	11.7
Mike Wright	6	24	15	51	66	11.0
Jayden Harrison	8	2	12	0	12	1.5
Dashaun Jerkins	7	1	7	0	7	1.0
Elijah Hamilton	8	1	3	0	3	0.4
Tyrell Alexander	8	1	-6	0	-6	-0.8
Total	8	560	938	1740	2678	334.8
Opponents	8	533	1507	2340	3847	480.9

ALL-PURPOSE

Keyon Henry-Brooks	5	438	239	0	0	0	677	135.4
Cam Johnson	8	0	481	46	22	0	549	68.6
Amir Abdur-Rahman	8	0	337	0	0	0	337	42.1
Chris Pierce Jr.	8	0	326	0	0	0	326	40.8
Ben Bresnahan	8	0	262	0	0	0	262	32.8
Ja'Veon Marlow	4	186	-3	0	0	0	183	45.8
Jayden Harrison	8	12	17	0	141	0	170	21.3
Jamauri Wakefield	4	123	16	0	0	0	139	34.8
Donovan Kaufman	2	0	0	0	137	0	137	68.5
Mitchell Pryor	8	111	20	0	0	0	131	16.4
Rocko Griffin Jr.	7	82	3	0	0	0	85	12.1
Will Sheppard	7	0	30	0	0	0	30	4.3
Elijah Hamilton	8	3	0	0	17	0	20	2.5
Mike Wright	6	15	0	0	0	0	15	2.5
James Bostic III	6	0	12	0	0	0	12	2.0
Dashaun Jerkins	7	7	0	0	0	0	7	1.0
Tyrell Alexander	8	-6	11	0	0	0	5	0.6
Randall Haynie	4	0	0	0	0	2	2	0.5
Justin Ball	8	0	-3	0	0	0	-3	-0.4
Grant Miller	8	0	-8	0	0	0	-8	-1.0
Ken Seals	8	-33	0	0	0	0	-33	-4.1
Total	8	938	1740	46	317	2	3043	380.4
Opponents	8	1507	2340	187	248	132	4414	551.8

2020 Statistics

No.	Student-Athlete	GP	Solo	Ast	Total	TFL-Yds	Sacks-Yds	Int-Yds	Pass Breakups	QBH	Fumbles Rec-Yds	FF	Blocked Kicks	Safety
26	Anfernee Orji	8	20	33	53	0.5-0	.	.	2	.	.	1	.	.
23	Jaylen Mahoney	7	27	22	49	2.0-6	.	.	2	.	1-0	.	.	.
28	Allan George	8	29	13	42	2.5-3	.	.	1
33	Dashaun Jerkins	7	16	26	42	.	.	.	3	.	1-8	2	.	.
7	Dimitri Moore	6	16	20	36	0.5-1
10	Dayo Odeyingbo	8	15	17	32	8.0-47	5.5-40	.	1	9
13	Brendon Harris	6	18	14	32	1.0-1	.	.	3	.	.	1	.	.
14	Maxwell Worship	7	15	16	31	0.5-0	.	.	2	2
50	Ethan Barr	8	16	14	30	0.5-1
15	Elijah Hamilton	8	18	3	21	.	.	.	3
48	Andre Mintze	8	9	9	18	4.5-22	3.0-19	.	.	2	1-6	1	.	.
9	Daevion Davis	8	5	13	18	0.5-2	0.5-2	.	.	2	1-0	1	.	.
1	Donovan Kaufman	2	8	7	15	.	.	.	1
12	Brayden DeVault-Smith	7	9	5	14	2.5-3	1.0-2	.	1	1
24	Alston Orji	6	7	7	14	1
44	Christian James	8	3	8	11	1.0-8
6	Gabe Jeudy-Lally	6	8	2	10
11	Justin Harris	8	3	6	9	.	.	.	1
5	DC Williams	3	6	3	9
22	Chase Lloyd	5	2	6	8	0.5-0
95	Raashaan Wilkins Jr.	8	5	3	8	2.0-2	1-0	.	.	.
88	Michael Owusu	7	6	1	7	2.0-19	1.0-14	.	2
4	Randall Haynie	4	5	1	6	.	.	1-2
30	De'Rickey Wright	4	3	3	6	1-0	.	.	.
92	Derek Green	8	2	3	5
99	Malik Langham	8	1	4	5	2
90	Cameron Tidd	6	2	3	5	0.5-1	.	.	1
21	Kenny Hebert	7	2	2	4
96	Nate Clifton	6	1	3	4
25	Mitchell Pryor	8	1	2	3
94	Rutger Reitmaier	4	.	3	3
97	Lorenza Surgers	4	2	.	2	.	.	.	1
1A	Tyrell Alexander	8	2	.	2
0H	Ken Seals	8	1	1	2
19	Chris Pierce Jr.	8	1	.	1
27	Ryan McCord	2	.	1	1
51	Luke Blanton	4	.	1	1
59	Scott Meyer	7	1	.	1
70	Bradley Ashmore	8	1	.	1
9E	Harrison Smith	7	1	.	1
0	Frank Coppet	1	1	.	1
0I	Rocko Griffin Jr.	7	.	1	1
TM	TEAM	4	1
	Total	8	288	276	564	29-116	11-77	1-2	24	19	6-14	6	.	1
	Opponents	8	298	316	614	57-224	17-106	10-132	22	30	6-7	9	.	.

2020 Statistics

Passing

Ken Seals	Comp-Att-Int	Pct	Yards	TD	Long	Sack	Effic.
Texas A&M	20-29-2	69.0	150	1	27	2-18	110.00
LSU	11-25-2	44.0	113	1	40	3-16	79.17
South Carolina	17-24-0	70.8	148	1	33	3-19	136.38
Ole Miss	31-40-1	77.5	319	2	48	1-9	155.99
Mississippi State	31-46-3	67.4	336	1	30	1-1	122.88
Kentucky	21-32-0	65.6	225	2	34	1-4	145.31
Florida	22-34-1	64.7	319	2	58	2-17	157.05
Missouri	11-19-0	57.9	79	0	17	4-22	92.82
TOTALS	164-249-9	65.9	1689	10	58	17-106	128.87

Mike Wright	Comp-Att-Int	Pct	Yards	TD	Long	Sack	Effic.
South Carolina	1-3-1	33.3	25	0	25	0-0	36.67
Kentucky	1-1-0	100.0	2	1	2	0-0	446.80
Missouri	4-6-0	66.7	24	0	14	0-0	100.27
TOTALS	6-10-1	60.0	51	1	25	0-0	115.84

Rushing

Rushing	No.-Yards/TD	TAMU	LSU	SC	OM	MS	KY	UF	MU
Keyon Henry-Brooks	100-438/2	DNP	DNP	13-72/0	23-66/1	20-115/1	29-121/0	DNP	15-64/0
Ja'Veon Marlow	46-186/0	16-65/0	17-83/0	DNP	DNP	DNP	DNP	13-38/0	0-0/0
Jamauri Wakefield	38-123/0	15-37/0	16-52/0	6-27/0	DNP	1-7/0	DNP	DNP	DNP
Mitchell Pryor	25-111/1	0-0/0	0-0/0	0-0/0	2-19/0	0-0/0	4-29/1	13-44/0	6-19/0
Rocko Griffin	32-82/0	DNP	0-0/0	2-1/0	6-22/0	13-19/0	6-15/0	5-25/0	0-0/0
Jayden Harrison	2-12/0	0-0/0	1-16/0	0-0/0	0-0/0	0-0/0	0-0/0	0-0/0	1-(-4)/0
Mike Wright	14-15/1	0-0/0	3-7/0	5-(-1)/0	DNP	DNP	2-5/1	0-0/0	4-4/0
Dashaun Jerkins	1-7/0	0-0/0	1-7/0	DNP	0-0/0	0-0/0	0-0/0	0-0/0	0-0/0
Elijah Hamilton	1-3/0	0-0/0	0-0/0	1-3/0	0-0/0	0-0/0	0-0/0	0-0/0	0-0/0
Tyrell Alexander	1-(-6)/0	0-0/0	0-0/0	1-(-6)/0	0-0/0	0-0/0	0-0/0	0-0/0	0-0/0
Ken Seals	38-33/0	7-3/0	5-(-12)/0	5-(-20)/0	3-(-5)/0	2-1/0	4-10/0	3-(-20)/0	9-10/0

Receiving

Receiving	No.-Yards/TD	TAMU	LSU	SC	OM	MS	KY	UF	MU
Cam Johnson	49-481/2	2-21/0	3-63/0	4-43/1	14-97/0	10-114/0	4-17/1	7-93/0	5-33/0
Amir Abdur-Rahman	24-337/1	5-72/1	1-4/0	2-46/0	0-0/0	3-49/0	7-89/0	5-60/0	1-17/0
Chris Pierce Jr.	22-326/5	2-10/0	1-19/0	0-0/0	4-46/1	6-76/1	3-53/1	4-97/2	2-25/0
Ben Bresnahan	24-262/3	3-28/0	3-31/1	5-38/0	6-72/1	0-0/0	4-48/1	3-45/0	0-0/0
Keyon Henry-Brooks	25-239/0	DNP	DNP	4-21/0	5-89/0	11-97/0	2-8/0	DNP	3-24/0
Will Sheppard	2-30/0	0-0/0	0-0/0	0-0/0	DNP	0-0/0	0-0/0	1-24/0	1-6/0
Mitchell Pryor	2-20/0	0-0/0	0-0/0	0-0/0	0-0/0	0-0/0	1-12/0	1-8/0	0-0/0
Jayden Harrison	7-17/0	1-(-4)/0	2-(-9)/0	1-25/0	0-0/0	1-0/0	1-0/0	0-0/0	1-5/0
Jamauri Wakefield	5-16/0	3-16/0	1-5/0	1--5/0	DNP	0-0/0	DNP	DNP	DNP
James Bostic III	1-12/0	DNP	DNP	0-0/0	1-12/0	0-0/0	0-0/0	0-0/0	0-0/0
Tyrell Alexander	2-11/0	1-6/0	0-0/0	1-5/0	0-0/0	0-0/0	0-0/0	0-0/0	0-0/0
Rocko Griffin	1-3/0	DNP	0-0/0	0-0/0	1-3/0	0-0/0	0-0/0	0-0/0	0-0/0
Ja'Veon Marlow	4-(-3)/0	2-4/0	0-0/0	DNP	DNP	DNP	DNP	0-0/0	2-(-7)/0
Justin Ball	1-(-3)/0	1--3/0	0-0/0	0-0/0	0-0/0	0-0/0	0-0/0	0-0/0	0-0/0
Grant Miller	1-(-8)/0	0-0/0	0-0/0	0-0/0	0-0/0	0-0/0	0-0/0	1-(-8)/0	0-0/0

Punt Returns

Punt Returns	No.-Yards	TAMU	LSU	SC	OM	MS	KY	UF	MU
Cam Johnson	5-46	-	-	2-16	1-7	2-23	-	-	-

Kick Returns

No.-Yards	TAMU	LSU	SC	OM	MS	KY	UF	MU
Jayden Harrison	7-141	-	-	5-104	2-37	-	-	-
Donovan Kaufman	5-137	2-36	3-101	DNP	DNP	DNP	DNP	DNP
Cam Johnson	1-22	-	-	-	-	1-22	-	-
Elijah Hamilton	1-17	-	-	-	-	1-17	-	-

2020 Statistics

TOTAL TACKLES	UA-A	TOTAL	TAMU	LSU	SC	OM	MS	KY	UF	MU
Anfernee Orji	20-33	53	3-4	1-3	4-4	1-3	3-6	2-5	1-8	5-0
Jaylen Mahoney	27-22	49	2-2	DNP	7-3	5-4	4-6	2-2	3-5	4-0
Allan George	29-13	42	1-0	0-1	4-1	4-1	4-4	7-1	3-5	6-0
Dashaun Jerkins	16-26	42	4-4	4-4	DNP	2-9	0-2	2-0	1-7	3-0
Dimitri Moore	16-20	36	DNP	5-3	3-6	2-2	1-1	2-4	3-4	DNP
Brendon Harris	18-14	32	DNP	DNP	1-0	2-3	5-5	3-5	2-0	5-1
Dayo Odeyingbo	15-17	32	4-3	2-4	2-3	1-1	1-0	1-2	0-4	4-0
Maxwell Worship	15-16	31	DNP	-	3-4	3-5	0-2	1-3	2-2	6-0
Ethan Barr	16-14	30	1-0	1-1	0-1	2-2	1-5	1-0	2-3	8-2
Elijah Hamilton	18-3	21	-	2-0	1-0	-	-	2-1	5-2	8-0
Andre Mintze	9-9	18	1-1	1-0	1-1	2-0	1-1	0-1	3-4	0-1
Daevion Davis	5-13	18	2-0	0-3	0-2	2-2	0-3	0-3	-	1-0
Donovan Kaufman	8-7	15	3-2	5-5	DNP	DNP	DNP	DNP	DNP	DNP
Brayden DeVault-Smith	9-5	14	-	2-0	DNP	1-1	-	2-1	3-3	1-0
Alston Orji	7-7	14	1-2	2-2	DNP	0-1	0-2	DNP	-	4-0
Christian James	3-8	11	-	0-2	1-0	2-1	0-2	-	0-3	-
Gabe Jeudy-Lally	8-2	10	2-0	3-1	DNP	3-1	-	-	-	DNP
Justin Harris	3-6	9	-	0-1	-	0-1	1-2	0-1	2-1	-
DC Williams	6-3	9	DNP	0-1	2-0	4-2	DNP	DNP	DNP	DNP
Chase Lloyd	2-6	8	-	-	1-6	DNP	-	1-0	DNP	DNP
Raashaan Wilkins Jr.	5-3	8	1-1	1-0	2-0	-	-	1-0	0-2	-
Michael Owusu	6-1	7	DNP	-	-	1-1	1-0	1-0	1-0	2-0
De'Rickey Wright	3-3	6	DNP	DNP	-	-	DNP	DNP	2-3	1-0
Randall Haynie	5-1	6	0-1	1-0	DNP	4-0	-	DNP	DNP	DNP
Malik Langham	1-4	5	-	0-2	1-0	0-1	-	0-1	-	-
Cameron Tidd	2-3	5	-	1-0	-	0-2	DNP	DNP	0-1	1-0
Derek Green	2-3	5	-	-	-	-	0-1	1-0	0-2	1-0
Nate Clifton	1-3	4	0-1	0-1	0-1	1-0	-	DNP	-	DNP
Kenny Hebert	2-2	4	1-1	-	1-1	DNP	-	-	-	-
Mitchell Pryor	1-2	3	-	-	0-2	1-0	-	-	-	-
Rutger Reitmaier	0-3	3	-	-	0-1	DNP	DNP	DNP	0-2	DNP
Lorenza Surgers	2-0	2	-	2-0	DNP	DNP	-	DNP	-	DNP
Ken Seals	1-1	2	-	-	-	-	1-1	-	-	-
Tyrell Alexander	2-0	2	-	-	1-0	1-0	-	-	-	-
Scott Meyer	1-0	1	-	1-0	-	-	-	-	-	DNP
Harrison Smith	1-0	1	-	-	-	DNP	-	1-0	-	-
Chris Pierce Jr.	1-0	1	1-0	-	-	-	-	-	-	-
Ryan McCord	0-1	1	DNP	DNP	DNP	DNP	DNP	DNP	0-1	-
Bradley Ashmore	1-0	1	-	1-0	-	-	-	-	-	-
Luke Blanton	0-1	1	DNP	DNP	DNP	0-1	-	-	-	DNP
Rocko Griffin	0-1	1	DNP	-	-	-	0-1	-	-	-
Frank Coppet	1-0	1	DNP	1-0	DNP	DNP	DNP	DNP	DNP	DNP
SACKS	UA-A	TOTAL	TAMU	LSU	SC	OM	MS	KY	UF	MU
Dayo Odeyingbo	5-1	5.5	1.0-2	-	1.5-5	-	1.0-10	-	-	2.0-23
Andre Mintze	3-0	3.0	1.0-6	-	-	-	1.0-7	-	1.0-6	-
Brayden DeVault-Smith	1-0	1.0	-	-	DNP	1.0-2	-	-	-	-
Michael Owusu	1-0	1.0	DNP	-	-	-	1.0-14	-	-	-
Daevion Davis	0-1	0.5	-	-	0.5-2	-	-	-	DNP	-

2020 Starters • Career Starts

Offense	WR	WR/TE	WR	TE	QB	RB	LT	LG	C	RG	RT
Texas A&M	Abdur-Rahman	Ball	Pierce Jr.	Bresnahan	Seals	Marlow	Steen	Dawkins	Miller	Birchmeier	Mignone
LSU	Abdur-Rahman	Ball	Harrison	Bresnahan	Seals	Wakefield	Steen	Dawkins	Miller	Birchmeier	Mignone
South Carolina	Abdur-Rahman	Ball	Pierce Jr.	Bresnahan	Seals	Wakefield	Steen	Dawkins	Miller	Birchmeier	Mignone
Ole Miss	Abdur-Rahman	Johnson	Pierce Jr.	Bresnahan	Seals	Henry-Brooks	Steen	Ashmore	Miller	Birchmeier	Mignone
Mississippi State	Abdur-Rahman	Johnson	Pierce Jr.	Bresnahan	Seals	Henry-Brooks	Steen	Hernandez	Miller	Mignone	Ashmore
Kentucky	Alexander	Ball	Pierce Jr.	Bresnahan	Seals	Henry-Brooks	Steen	Hernandez	Miller	Mignone	Ashmore
Florida	Abdur-Rahman	Johnson	Pierce Jr.	Bresnahan	Seals	Marlow	Steen	Hernandez	Miller	Mignone	Ashmore
Missouri	Abdur-Rahman	Johnson	Pierce Jr.	Bresnahan	Seals	Henry-Brooks	Steen	Hernandez	Miller	Birchmeier	Mignone
Defense	DE	DT	DT	OLB/NB	ILB	ILB	CB	CB	S	S	CB
Texas A&M	Odeyingbo	Tidd	Wilkins Jr.	Mintze	Al. Orji	An. Orji	George	Williams	Jerkins	Kaufman	Mahoney
LSU	Odeyingbo	Tidd	Wilkins Jr.	Mintze	Al. Orji	An. Orji	George	Haynie	Jerkins	J. Harris	Kaufman (S)
South Carolina	Odeyingbo	Tidd	Wilkins Jr.	Mintze	Moore	An. Orji	George	Williams	Lloyd	Worship	Mahoney
Ole Miss	Odeyingbo	Tidd	Wilkins Jr.	Mintze	An. Orji	Moore	Jeudy-Lally	Williams	Jerkins	Worship	Mahoney
Mississippi State	Odeyingbo	Clifton	Wilkins Jr.	Mintze	An. Orji	Barr	Jeudy-Lally	George	Jerkins	Worship	Mahoney
Kentucky	Odeyingbo	Davis	Wilkins Jr.	Mintze	An. Orji	Moore	Hamilton	George	B. Harris	Worship	Mahoney
Florida	Odeyingbi	Clifton	Wilkins Jr.	Moore	An. Orji	J. Harris (S)	Hamilton	George	Jerkins	Worship	Mahoney
Missouri	Odeyingbi	Tidd	Wilkins Jr.	Mintze	An. Orji	Barr	Hamilton	George	B. Harris	Worship	Mahoney

Games Started	2020	2019	2018	2017	Total	Streak
Drew Birchmeier • DL/OL	5	12	11	1	29	1
Dayo Odeyingbo • DL	8	11	10	-	29	12
Chris Pierce Jr. • WR	7	8	9	-	24	6
Allan George • CB	7	10	3	-	20	4
Andre Mintze • OLB	7	11	1	-	18	1
Tyler Steen • OL	8	11	-	-	19	13
Cameron Tidd • DL	5	8	2	3	18	1
Randall Haynie • CB	1	13	-	-	14	-
Dashaun Jerkins • S	5	10	-	-	14	-
Grant Miller • OL	8	7	-	-	15	10
Cam Johnson • WR	4	9	-	-	13	3
Ben Bresnahan • TE	8	2	-	-	10	8
Kenny Hebert • OLB	1	7	-	-	8	-
Jaylen Mahoney • DB	7	3	-	-	9	6
Anfernee Orji • LB	8	-	-	-	8	8
Ken Seals • QB	8	-	-	-	8	8
Raashan Wilkins Jr. • DT	8	-	-	-	8	8
Connor Mignone • OL	8	-	-	-	8	8
Amir Abdur-Rahman • WR	7	-	-	-	7	7
Maxwell Worship • S	6	-	-	-	6	6
Dan Dawkins • OL	3	2	-	-	5	-
Daeion Davis • DT	1	4	-	-	5	1
Brendon Harris • S	2	3	-	-	5	2
Julian Hernandez • OL	4	-	-	-	4	4
Keyon Henry-Brooks • RB	4	-	-	-	4	1
Justin Ball • TE	4	-	-	-	4	1
Bradley Ashmore • OL	3	-	-	-	3	-
Ja'Veon Marlow • RB	3	-	-	-	3	1
Elijah Hamilton • CB	3	-	-	-	3	3
Gabe Jeudy-Lally • CB	2	-	-	-	2	2
Nate Clifton • DL	2	-	-	-	2	1
Justin Harris • S	2	-	-	-	2	1
Ethan Barr • LB	2	-	-	-	2	1
Donovan Kaufman • S	2	-	-	-	2	-
Alston Orji • LB	2	-	-	-	2	-
Chase Lloyd • S	1	-	-	-	1	-
Tyrell Alexander • WR	1	-	-	-	1	-

2020 Statistics

Game-by-Game Team Comparisons (Vanderbilt/Opponent)

	Score	1st Downs	Rushing	Passing	Penalties	Rush Yards	Comp-Att-Int	Pass Yards	Plays-Total Yards	Return Yards	Turnovers
at Texas A&M	12-17	17/17	6/7	9/8	2/2	38-105 / 27-183	20-29-2 / 17-28-0	150/189	67-255 / 55-372	44/44	2/3
LSU	7-41	17/28	11/10	5/17	1/1	43-153 / 32-161	11-25-2 / 23-37-1	113/337	68-266 / 69-498	103/123	2/1
SOUTH CAROLINA	7-41	15/18	7/8	8/9	0/1	33-76 / 39-289	18-27-1 / 16-24-0	173/196	60-249 / 63-485	120/68	2/1
OLE MISS	21-54	24/35	4/14	17/19	3/2	34-102 / 42-192	31-41-1 / 32-37-0	319/449	75-421 / 79-641	50/63	3/1
at Mississippi State	17-24	30/14	9/3	16/9	5/2	36-142 / 11-22	31-46-3 / 35-46-0	336/226	82-478 / 57-204	23/87	5/0
at Kentucky	35-38	29/23	13/16	12/6	4/1	45-180 / 35-308	22-35-0 / 16-20-0	227/150	80-407 / 55-458	39/100	0/0
FLORIDA	17-38	21/29	5/10	14/19	2/0	34-87 / 40-173	22-34-1 / 27-36-0	319/413	68-406 / 76-586	0/81	1/1
at Missouri	0-41	13/31	6/11	7/20	0/0	35-93 / 38-223	15-25-0 / 34-41-0	103/380	60-196 / 79-603	0/8	1/0
Totals	116-294	166/195	61/79	88/107	17/9	298-938 / 264-1507	170-262-10 / 200-269-1	1740/2340	560-2678 / 533-3847	379/574	16/7

	3rd Down	4th Down	Time Poss	TOP Margin	Yards/Rush	Yards/Pass	Yards/Play	Punting	Penalty Yards
at Texas A&M	7-17 / 4-10	1-1 / 0-1	33:59 / 26:01	7:58	2.8/6.8	5.2/6.8	3.8/6.8	6-41.0 / 2-45.0	3-35 / 8-50
LSU	7-17 / 4-12	1-2 / 1-1	30:47 / 29:13	1:34	3.6/5.0	4.5/9.1	3.9/7.2	7-46.6 / 3-40.3	5-24 / 4-30
SOUTH CAROLINA	1-11 / 6-14	0-3 / 1-1	28:33 / 31:27	-2:54	2.3/7.4	6.4/8.2	4.2/7.7	6-40.2 / 2-48.5	2-21 / 4-20
OLE MISS	8-14 / 6-9	1-1 / 1-1	30:08 / 29:52	0:16	3.0/4.6	7.8/12.1	5.6/8.1	5-33.2 / 1-51.0	6-50 / 8-75
at Mississippi State	8-15 / 4-13	2-3 / 0-0	32:10 / 27:50	4:20	3.9/-2.0	7.3/4.9	5.8/3.6	1-29.0 / 7-45.6	6-52 / 8-92
at Kentucky	11-17 / 3-8	2-2 / 1-1	32:26 / 27:34	4:52	4.0/8.8	6.5/7.5	5.1/8.3	4-41.8 / 3-46.3	6-50 / 10-89
FLORIDA	7-15 / 8-12	1-1 / 1-1	25:43 / 34:17	-8:34	2.6/4.3	9.4/11.5	6.0/7.7	6-38.0 / 2-44.5	4-30 / 6-46
at Missouri	3-14 / 6-11	2-4 / 0-2	27:10 / 32:50	-5:40	2.7/5.9	4.1/9.3	3.3/7.6	7-43.3 / 0-0.0	3-21 / 1-5
Totals	52-120 / 41-89	10-17 / 5-8	240:56 / 239:04	1:52	3.1/5.7	6.6/8.7	4.8/7.2	42-40.6 / 20-45.3	35-283 / 49-407

Team Game-by-Game Statistics

	-----RUSHING-----				-----RECEIVING-----				-----PASSING-----				-----KICK RET-----				-----PUNT RET-----				Total
	No.	Yds	TD	Lg	No.	Yds	TD	Lg	Comp-Att-Int	Yds	TD	Lg	No.	Yds	TD	Lg	No.	Yds	TD	Lg	Offense
Sep 26 at Texas A&M	38	105	0	21	20	150	1	27	20-29-2	150	1	27	2	36	0	18	0	0	0	0	255
Oct 3 LSU	43	153	0	22	11	113	1	40	11-25-2	113	1	40	3	101	0	58	0	0	0	0	266
Oct 10 SC	33	76	0	17	18	173	1	33	18-27-1	173	1	33	5	104	0	27	2	16	0	10	249
Oct 31 OLE MISS	34	102	1	18	31	319	2	48	31-41-1	319	2	48	2	37	0	23	1	7	0	7	421
Nov 07 at Miss. State	36	142	1	27	31	336	1	30	31-46-3	336	1	30	0	0	0	0	2	23	0	21	478
Nov 14 at Kentucky	45	180	2	20	22	227	3	34	22-35-0	227	3	34	2	39	0	22	0	0	0	0	407
Nov 21 FLORIDA	34	87	0	15	22	319	2	58	22-34-1	319	2	58	0	0	0	0	0	0	0	0	406
Nov 28 at Missouri	35	93	0	11	15	103	0	17	15-25-0	103	0	17	0	0	0	0	0	0	0	0	196
Vanderbilt	298	938	4	27	170	1740	11	58	170-262-10	1740	11	58	14	317	0	58	5	46	0	21	2678
Opponent	264	1507	18	88	200	2340	20	51	200-269-1	2340	20	51	12	248	0	37	13	187	0	48	3847

	---TACKLES---				---SACKS---		---FUMBLE---		---Pass Defense---			Blkd	-----PAT-----			Off	
	Solo	Ast	Total	TFL-Yds	No-Yds	FF	FR-Yds	Int-Yds	QBH	PBU	Kick	Kick	Run	Rcv	Saf	TO	Pts
Sep 26 at Texas A&M	27	22	49	3.0-10	2.0-8	3	3-8	0-0	2	3	0	1-1	0	0	1	7	12
Oct 3 LSU	36	34	70	1.0-2	0.0-0	0	0-0	1-2	3	3	0	1-1	0	0	0	7	7
Oct 10 SOUTH CAROLINA	35	36	71	8.0-17	2.0-7	1	1-0	0-0	7	1	0	1-1	0	0	0	0	7
Oct 31 OLE MISS	44	44	88	6.0-19	1.0-2	0	1-6	0-0	2	2	0	3-3	0	0	0	0	21
Nov 07 at Miss. State	23	44	67	5.0-33	3.0-31	0	0-0	0-0	1	6	0	2-2	0	0	0	0	17
Nov 14 at Kentucky	30	30	60	0.0-0	0.0-0	1	0-0	0-0	0	3	0	5-5	0	0	0	0	35
Nov 21 FLORIDA	33	62	95	3.0-8	1.0-6	1	1-0	0-0	4	6	0	2-2	0	0	0	0	17
Nov 27 at Missouri	60	4	64	3.0-27	2.0-23	0	0-0	0-0	0	0	0	0-0	0	0	0	0	0
Vanderbilt	288	276	564	29.0-116	11.0-77	6	6-14	1-2	19	24	0	15-15	0	0	1	14	116
Opponent	298	316	614	57.0-224	17.0-106	9	6-7	10-132	30	22	0	34-36	1	0	0	31	294

2020 Scoring Drives

Vanderbilt

Texas A&M				
Quarter	Time	Scoring Play	Plays-Yards	TOP
1	8:58	Pierson Cooke 33 yd field goal	13-60	6:02
2	7:23	Team safety	--	--
3	2:45	Amir Abdur-Rahman 7 yd pass from Seals (Cooke kick)	9-43	4:22
LSU				
2	5:07	Ben Bresnahan 8 yd pass from Seals (Cooke kick)	8-58	3:59
South Carolina				
3	3:59	Cam Johnson 22 yd pass from Seals (Cooke kick)	9-756	3:59
Ole Miss				
2	12:08	Ben Bresnahan 43 yd pass from Seals (Farley kick)	8-92	3:35
2	0:23	Chris Pierce Jr. 16 yd pass from Seals (Farley kick)	8-75	1:35
4	12:08	Keyon Henry-Brooks 1 yd run (Farley kick)	16-75	5:22
Mississippi State				
3	4:27	Chris Pierce Jr. 2 yd pass from Seals (Farley kick)	8-71	3:44
4	12:27	Keyon Henry-Brooks 27 yd run (Farley kick)	12-85	5:12
4	0:38	Pierson Cooke 41 yd field goal	8-52	2:05
Kentucky				
2	14:30	Chris Pierce Jr. 34 yd pass from Seals (Farley kick)	8-74	4:11
2	3:40	Ben Bresnahan 2 yd pass from Wright (Cooke kick)	17-78	6:44
3	2:53	Mike Wright 2 yd run (Cooke kick)	15-75	7:41
4	3:13	Mitchell Pryor 2 yd run (Cooke kick)	7-80	2:28
4	0:30	Cam Johnson 7 yd pass from Seals (Cooke kick)	11-78	0:59
Florida				
1	10:50	Chris Pierce Jr. 16 yd pass from Seals (Cooke kick)	11-75	4:10
1	2:45	Pierson Cooke 25 yd field goal	12-68	5:02
4	2:01	Chris Pierce Jr. 58 yd pass from Seals (Cooke kick)	3-75	0:54
Missouri				

Opponent

Texas A&M				
Quarter	Time	Scoring Play	Plays-Yards	TOP
1	3:33	Ainas Smith 25 yd run (Small kick)	7-75	3:25
3	13:20	Caleb Chapman 17 yd pass from Mond (Small kick)	3-75	1:40
4	14:00	Seth Small 24 yd field goal	9-68	3:45
LSU				
1	6:09	Jontre Kirklin 28 yd pass from Brennan (York kick)	6-85	1:44
2	12:28	Terrace Marshall Jr. 16 yd pass from Brennan (York kick)	4-38	1:35
2	4:12	Terrace Marshall Jr. 51 yd pass from Brennan (York kick)	3-75	0:55
3	10:25	Cade York 53 yd field goal	7-25	1:53
3	7:10	Cade York 31 yd field goal	4-7	1:03
3	0:46	Jontre Kirklin 29 yd pass from Brennan (York kick)	9-85	3:29
4	8:11	John Emery Jr. 12 yd run (York kick)	7-79	3:05
South Carolina				
1	5:19	Parker White 42 yd field goal	13-42	6:58
2	2:09	Collin Hill 1 yd run (White kick)	12-96	6:08
3	13:00	Kevin Harris 25 yd run (White kick)	2-34	0:29
3	4:22	Collin Hill 10 yd run (White kick)	9-75	4:39
3	0:21	Parker White 40 yd field goal	7-26	2:52
4	13:07	Kevin Harris 88 yd run	1-88	0:12
4	10:21	Dakereon Joyner 47 yd run (White kick)	1-47	0:13
Ole Miss				
1	11:41	Snoop Conner 1 yd run (Logan kick)	10-71	3:19
1	2:49	Kenny Yeboah 9 yd pass from Corral (Logan kick)	11-93	4:13
1	0:49	Elijah Moore 36 yd pass from Corral (Logan kick)	1-36	0:09
2	8:26	Elijah Moore 1 yd pass from Corral (Logan kick failed)	8-77	3:34
2	1:58	Elijah Moore 28 yd pass from Corral (Corral pass failed)	11-88	3:55
3	8:49	Dontario Drummond 14 yd pass from Corral (Corral rush)	8-91	2:42
3	7:06	Kenny Yeboah 9 yd pass from Corral (Logan kick)	4-21	1:34
3	0:37	Braylon Sanders 37 yd pass from Plumlee (Logan kick failed)	9-88	3:24
Mississippi State				
1	11:47	Osirus Mitchell 6 yd pass from Rogers (Ruiz Kick)	5-27	1:51
1	2:33	Dillon Johnson 4 yd run (Ruiz kick)	11-68	5:05
2	9:24	Brandon Ruiz 25 yd field goal	11-48	5:30
4	2:43	Jo'quavious Marks 1 yd run (Ruiz kick)	4-13	1:35
Kentucky				
1	10:15	Justin Rigg 15 yd pass from Wilson (Poore kick)	9-75	4:45
1	3:48	Terry Wilson 32 yd run (Poore kick)	6-68	2:48
2	10:28	Keaton Upshaw 21 yd pass from Wilson (Poore kick)	7-79	3:54
2	0:00	Chance Poore 28 yd field goal	10-45	3:34
3	10:34	Chris Rodriguez 3 yd run (Poore kick)	6-26	2:57
4	9:14	Chris Rodriguez 74 yd run (Poore kick)	3-91	1:37
Florida				
1	7:47	Kadarius Toney 27 yd pass from Trask (McPherson kick)	8-76	2:56
2	4:13	Evan McPherson 33 yd field goal	9-31	3:43
2	0:49	Trevon Grimes 34 yd pass from Trask (McPherson kick)	7-85	1:45
3	9:47	Dameon Pierce 1 yd run (McPherson kick)	12-75	5:13
3	2:55	Kemore Gamble 2 yd pass from Trask (McPherson kick)	10-91	4:34
4	6:46	Kemore Gamble 30 yd pass from Jones (McPherson kick)	6-99	3:15
Missouri				
1	11:14	Larry Rountree 7 yd run (Mevis kick)	6-44	2:09
2	7:51	Larry Rountree 7 yd run (Mevis kick)	9-82	3:52
2	1:18	Tyler Badie 1 yd run (Mevis kick)	8-80	2:01
3	10:35	Harrison Mevis 21 yd field goal	10-62	4:24
3	3:31	Harrison Mevis 44 yd field goal	7-39	3:17
4	14:29	Larry Rountree 25 yd run (Mevis kick)	6-69	2:48
4	6:46	Damon Hazelton 25 yd pass from Cook (Mevis kick)	5-67	2:23

2020 Season Highs

Vanderbilt			Opponent		
<u>Individual</u>			<u>Individual</u>		
Rushes	29	Keyon Henry-Brooks at Kentucky (Nov 14, 2020)	Rushes	21	Kevin Harris, vs South Carolina (Oct 10, 2020)
Yards Rushing	121	Keyon Henry-Brooks at Kentucky (Nov 14, 2020)			Larry Rountree, at Missouri (Nov 28, 2020)
TD Rushes	1	Keyon Henry-Brooks vs Ole Miss (Oct 31, 2020)	Yards Rushing	171	Kevin Harris, vs South Carolina (Oct 10, 2020)
		Keyon Henry-Brooks at Mississippi State (Nov 07, 2020)	TD Rushes	3	Larry Rountree, at Missouri (Nov 28, 2020)
		Mitchell Pryor at Kentucky (Nov 14, 2020)	Long Rush	88	Kevin Harris, vs South Carolina (Oct 10, 2020)
		Mike Wright at Kentucky (Nov 14, 2020)	Pass attempts	46	Will Rogers, at Mississippi State (Nov 07, 2020)
Long Rush	27	Keyon Henry-Brooks at Mississippi State (Nov 07, 2020)	Pass completions	35	Will Rogers, at Mississippi State (Nov 07, 2020)
Pass attempts	46	Ken Seals at Mississippi State (Nov 07, 2020)	Yards Passing	412	Matt Corral, vs Ole Miss (Oct 31, 2020)
Pass completions	31	Ken Seals vs Ole Miss (Oct 31, 2020)	TD Passes	6	Matt Corral, vs Ole Miss (Oct 31, 2020)
		Ken Seals at Mississippi State (Nov 07, 2020)	Long Pass	51	Myles Brennan, vs LSU (Oct 3, 2020)
Yards Passing	336	Ken Seals at Mississippi State (Nov 07, 2020)	Receptions	14	Elijah Moore, vs Ole Miss (Oct 31, 2020)
TD Passes	2	Ken Seals vs Ole Miss (Oct 31, 2020)	Yards Receiving	238	Elijah Moore, vs Ole Miss (Oct 31, 2020)
		Ken Seals at Kentucky (Nov 14, 2020)	TD Receptions	3	Elijah Moore, vs Ole Miss (Oct 31, 2020)
		Ken Seals vs Florida (Nov 21, 2020)	Long Reception	51	Terrace Marshall, vs LSU (Oct 3, 2020)
		Ken Seals vs Florida (Nov 21, 2020)	Field Goals	2	Cade York, vs LSU (Oct 3, 2020)
Long Pass	58	Cam Johnson vs Ole Miss (Oct 31, 2020)			Parker White, vs South Carolina (Oct 10, 2020)
Receptions	14	Cam Johnson at Mississippi State (Nov 07, 2020)			Harrison Mevis, at Missouri (Nov 28, 2020)
Yards Receiving	114	Chris Pierce Jr. vs Florida (Nov 21, 2020)	Long Field Goal	53	Cade York, vs LSU (Oct 3, 2020)
TD Receptions	2	Chris Pierce Jr. vs Florida (Nov 21, 2020)	Punts	7	Reed Bowman, at Mississippi State (Nov 07, 2020)
Long Reception	58	Pierson Cooke at Texas A&M (Sep 26, 2020)	Punting Avg	51.0	Mac Brown, vs Ole Miss (Oct 31, 2020)
Field Goals	1	Pierson Cooke at Mississippi State (Nov 07, 2020)	Long Punt	63	Reed Bowman, at Mississippi State (Nov 07, 2020)
		Pierson Cooke vs Florida (Nov 21, 2020)	Punts inside 20	4	Reed Bowman, at Mississippi State (Nov 07, 2020)
		Pierson Cooke at Mississippi State (Nov 07, 2020)	Long Punt Return	48	Derek Stingley, vs LSU (Oct 3, 2020)
Long Field Goal	41	Harrison Smith vs LSU (Oct 3, 2020)	Long Kickoff Return	37	Kadarius Toney, vs Florida (Nov 21, 2020)
Punts	7	Harrison Smith at Missouri (Nov 28, 2020)	Tackles	15	Jamin Davis, at Kentucky (Nov 14, 2020)
		Harrison Smith vs LSU (Oct 3, 2020)	Sacks	1.5	Micheal Clemons, at Texas A&M (Sep 26, 2020)
Punting Avg	46.6	Harrison Smith vs South Carolina (Oct 10, 2020)	Tackles For Loss	3.0	Ernest Jones, vs South Carolina (Oct 10, 2020)
Long Punt	56	Jared Wheatley vs Ole Miss (Oct 31, 2020)	Interceptions	1	Leon ONeal, at Texas A&M (Sep 26, 2020)
Punts inside 20	4	Harrison Smith vs Florida (Nov 21, 2020)			D Richardson, at Texas A&M (Sep 26, 2020)
		Harrison Smith at Missouri (Nov 28, 2020)			Todd Harris, vs LSU (Oct 3, 2020)
Long Punt Return	21	Cam Johnson at Mississippi State (Nov 07, 2020)			Eli Ricks, vs LSU (Oct 3, 2020)
Long Kickoff Return	58	Donovan Kaufman vs LSU (Oct 3, 2020)			Cam Smith, vs South Carolina (Oct 10, 2020)
Tackles	11	Dashaun Jenkins vs Ole Miss (Oct 31, 2020)			A.J. Finley, vs Ole Miss (Oct 31, 2020)
Sacks	2.0	Dayo Odeyingbo at Missouri (Nov 28, 2020)			Collin Duncan, at Mississippi State (Nov 07, 2020)
Tackles For Loss	3.0	Dayo Odeyingbo at Missouri (Nov 28, 2020)			Erroll Thompson, at Mississippi State (Nov 07, 2020)
Interceptions	1	Randall Haynie vs LSU (Oct 3, 2020)			Marquiss Spencer, at Mississippi State (Nov 07, 2020)
					Kair Elam, vs Florida (Nov 21, 2020)
<u>Team</u>			<u>Team</u>		
Rushes	45	at Kentucky (Nov 14, 2020)	Rushes	42	vs Ole Miss (Oct 31, 2020)
Yards Rushing	180	at Kentucky (Nov 14, 2020)	Yards Rushing	308	at Kentucky (Nov 14, 2020)
Yards Per Rush	4.0	at Kentucky (Nov 14, 2020)	Yards Per Rush	8.8	at Kentucky (Nov 14, 2020)
TD Rushes	2	at Kentucky (Nov 14, 2020)	TD Rushes	5	vs South Carolina (Oct 10, 2020)
Pass attempts	46	at Mississippi State (Nov 07, 2020)	Pass attempts	46	at Mississippi State (Nov 07, 2020)
Pass completions	31	vs Ole Miss (Oct 31, 2020)	Pass completions	35	at Mississippi State (Nov 07, 2020)
		at Mississippi State (Nov 07, 2020)	Yards Passing	449	vs Ole Miss (Oct 31, 2020)
Yards Passing	336	at Mississippi State (Nov 07, 2020)	Yards Per Pass	12.1	vs Ole Miss (Oct 31, 2020)
Yards Per Pass	9.4	vs Florida (Nov 21, 2020)	TD Passes	7	vs Ole Miss (Oct 31, 2020)
TD Passes	3	at Kentucky (Nov 14, 2020)	Total Plays	79	vs Ole Miss (Oct 31, 2020)
Total Plays	82	at Mississippi State (Nov 07, 2020)			at Missouri (Nov 28, 2020)
Total Offense	478	at Mississippi State (Nov 07, 2020)	Total Offense	641	vs Ole Miss (Oct 31, 2020)
Yards Per Play	6.0	vs Florida (Nov 21, 2020)	Yards Per Play	8.3	at Kentucky (Nov 14, 2020)
Points	35	at Kentucky (Nov 14, 2020)	Points	54	vs Ole Miss (Oct 31, 2020)
Sacks By	3	at Mississippi State (Nov 07, 2020)	Sacks By	4	at Missouri (Nov 28, 2020)
First Downs	30	at Mississippi State (Nov 07, 2020)	First Downs	35	vs Ole Miss (Oct 31, 2020)
Penalties	6	vs Ole Miss (Oct 31, 2020)	Penalties	10	at Kentucky (Nov 14, 2020)
		at Mississippi State (Nov 07, 2020)	Penalty Yards	92	at Mississippi State (Nov 07, 2020)
		at Kentucky (Nov 14, 2020)	Turnovers	3	at Texas A&M (Sep 26, 2020)
Penalty Yards	52	at Mississippi State (Nov 07, 2020)	Interceptions By	3	at Mississippi State (Nov 07, 2020)
Turnovers	5	at Mississippi State (Nov 07, 2020)	Punts	7	at Mississippi State (Nov 07, 2020)
Interceptions By	1	vs LSU (Oct 3, 2020)	Punting Avg	51.0	vs Ole Miss (Oct 31, 2020)
Punts	7	vs LSU (Oct 3, 2020)	Long Punt	63	at Mississippi State (Nov 07, 2020)
		at Missouri (Nov 28, 2020)	Punts inside 20	4	at Mississippi State (Nov 07, 2020)
Punting Avg	46.6	vs LSU (Oct 3, 2020)	Long Punt Return	48	vs LSU (Oct 3, 2020)
Long Punt	56	vs South Carolina (Oct 10, 2020)			
Punts inside 20	4	vs Ole Miss (Oct 31, 2020)			
		vs Florida (Nov 21, 2020)			
		at Missouri (Nov 28, 2020)			
Long Punt Return	21	at Mississippi State (Nov 07, 2020)			

2020 Game Recaps

Vanderbilt at No. 10 Texas A&M Sep. 26 • College Station, Texas

	1	2	3	4	Final
Vanderbilt (0-1, 0-1)	3	2	7	0	12
Texas A&M (1-0, 1-0)	7	0	7	3	17

Qtr	Time	Team - Scoring Play	Plays-Yards	TOP
1st	8:58	VANDY - Pierson Cooke 33 yd field goal	13-60	6:02
	3:33	TAMU - Ainas Smith 25 yd run (Small kick)	7-75	3:25
2nd	7:23	VANDY - Team safety	--	--
3rd	13:20	TAMU - Caleb Chapman 17 yd pass from Mond (Small kick)	3-75	1:40
	2:45	VANDY - Amir Abdur-Rahman 7 yd pass from Seals (Cooke kick)	9-43	4:22
4th	14:00	TAMU - Seth Small 24 yd field goal	9-68	3:45

	Vanderbilt	Texas A&M
FIRST DOWNS	17	17
RUSHES-YARDS (NET)	38-105	27-183
PASSING YDS (NET)	150	189
Passes Att-Comp-Int	29-20-2	28-17-0
TOTAL OFFENSE PLAYS-YARDS	67-255	55-372
Fumble Returns-Yards	3-8	0-0
Punt Returns-Yards	0-0	2-2
Kickoff Returns-Yards	2-36	1-7
Interception Returns-Yards	0-0	2-35
Punts (Number-Avg)	6-41.0	2-90.0
Fumbles-Lost	0-0	5-3
Penalties-Yards	3-35	8-50
Possession Time	33:59	26:01
Third-Down Conversions	7 of 17	4 of 10
Fourth-Down Conversions	1 of 1	0 of 1
Red-Zone Scores-Chances	2-3	2-2
Sacks By: Number-Yards	1-2	2-18

RUSHING: Vanderbilt-Ja'Veon Marlow 16-65; Jamauri Wakefield 15-37; Ken Seals 7-3.
Texas A&M-Isaiah Spiller 8-117; Ainas Smith 10-51; Kellen Mond 7-18; TEAM 2-(-3).

PASSING: Vanderbilt-Ken Seals 20-29-2.
Texas A&M-Kellen Mond 17-28-0.

RECEIVING: Vanderbilt-Amir Abdur-Rahman 5-72; Ben Bresnahan 3-28; Jamauri Wakefield 3-16; Cam Johnson 2-21; Chris Pierce 2-10; Ja'Veon Marlow 2-4; Tyrell Alexander 1-6; Justin Ball 1-(-3); Jaden Harrison 1-(-4).
Texas A&M-Caleb Chapman 4-40; Jalen Preston 4-39; Chase Lane 3-38; Ainas Smith 2-27; Kam Brown 2-19; Jalen Wydermyer 2-19.

TACKLES (UA-A): Vanderbilt-Dashaun Jenkins 4-4; Dayo Odeyingbo 4-3; Anfernee Orji 3-4; Dnovan Kaufman 3-2; Jaylen Mahoney 2-2; Alston Orji 1-2; Gabe Jeudy-Lally 2-0; Daevion Davis 2-0; Kenny Hebert 1-1; Andre Mintze 1-1; Raashaan Wilkins Jr. 1-1; Chris Pierce 1-0; Allan George 1-0; Ethan Barr 1-0; Nate Clifton 0-1; Randall Haynie 0-1.
Texas A&M-Buddy Johnson 4-7; Aaron Hansford 3-8; DeMarvin Leal 4-3; Leon O'Neal 3-4; Demani Richardson 5-2; Jaylon Jones 2-4; Andre White 1-4; Jayden Peevy 2-3; Myles Jones 2-2; Micheal Clemons 1-3; Erick Young 2-1; Bobby Brown 0-3; Devin Morris 1-1; McKinnley Jackson 0-2; Tyree Johnson 0-1; Keldrick Carper 1-0; Jeremiah Martin 0-1; Earnest Crownover 0-1; Carson Green 1-0.

Something to Build On

COLLEGE STATION, Texas - Isaiah Spiller had 117 yards rushing, Ainas Smith ran for a touchdown and No. 10 Texas A&M overcame three turnovers to beat Vanderbilt 17-12 in the season-opener for both teams.

Spiller had 5 five yards rushing in the first half before getting going after halftime. Smith added 51 yards rushing after switching from receiver to running back this season to steady the offense on a night when Kellen Mond fumbled twice, losing one.

The Aggies didn't trail after the first quarter but were never able to pull away because of three fumbles and a penalty that resulted in a safety.

Vanderbilt started Ken Seals at quarterback, making him just the third true freshman quarterback to start a SEC season opener since freshman eligibility was restored in 1972. He threw for 150 yards with a touchdown and two interceptions.

Spiller got things going for A&M after halftime when he ran for 57 yards on the first play of the third quarter. Texas A&M pushed the lead to 14-5 when Mond connected with Caleb Chapman on a 17-yard TD pass two plays later.

Seals threw an interception on Vanderbilt's next drive, but the Aggies couldn't cash in on the mistake after Mond fumbled at the end of a run on the ensuing possession.

The Commodores cut the lead to 14-12 late in the third quarter when Seals threw a perfect strike to Amir Abdur-Rahman in the corner of the end zone for a 7-yard touchdown. Abdur-Rahman had five receptions for 72 yards -- both career highs.

The Aggies added a field goal early in the fourth quarter to make it 17-12. Texas A&M was driving later in the quarter when Daevion Davis forced a fumble after a reception by Jalen Preston and recovered it to give Vanderbilt the ball at their own 42.

But a pass by Seals was tipped and intercepted by Leon O'Neal. He returned it 35 yards and the Aggies got 15 more yards after Chris Pierce was flagged for a late hit when he threw O'Neal down at the end of the run while he was out of bounds on the A&M sideline.

The Aggies came away empty on their next drive when Mond fumbled the handoff on fourth-and-1. But Vanderbilt had to punt it back to allow Texas A&M to hold on for the victory.

Vanderbilt led 3-0 in the first quarter before Smith ran 25 yards for a touchdown to put A&M on top.

There were about eight minutes left in the second quarter when Andre Mintze hit Mond to force a fumble which was recovered by Dashaun Jenkins. The Commodores couldn't move the ball and had to punt. But Brian George received a personal foul for a blind side block in the end zone to give Vanderbilt a safety to cut the lead to 7-5.

2020 Game Recaps

Vanderbilt vs. No. 20 LSU Oct. 3 • Nashville, Tenn.

	1	2	3	4	Final
LSU (1-1, 1-1)	7	14	13	7	41
Vanderbilt (0-2, 0-2)	0	7	0	0	7

Qtr	Time	Team - Scoring Play	Plays-Yards	TOP
1st	6:09	LSU - Jontre Kirklin 28 yd pass from Brennan (York kick)	6-85	1:44
2nd	12:28	LSU - Terrace Marshall Jr. 16 yd pass from Brennan (York kick)	4-38	1:35
	5:07	VANDY - Ben Bresnahan 8 yd pass from Seals (Cooke kick)	8-58	3:59
	4:12	LSU - Terrace Marshall Jr. 51 yd pass from Brennan (York kick)	3-75	0:55
3rd	10:25	LSU - Cade York 53 yd field goal	7-25	1:53
	7:10	LSU - Cade York 31 yd field goal	4-7	1:03
	0:46	LSU - Jontre Kirklin 29 yd pass from Brennan (York kick)	9-85	3:29
4th	8:11	LSU - John Emery Jr. 12 yd run (York kick)	7-79	3:05

	LSU	Vanderbilt
FIRST DOWNS	28	17
RUSHES-YARDS (NET)	32-161	43-153
PASSING YDS (NET)	278	96
Passes Att-Comp-Int	37-23-1	25-11-2
TOTAL OFFENSE PLAYS-YARDS	69-498	68-266
Fumble Returns-Yards	0-0	0-0
Punt Returns-Yards	4-102	0-0
Kickoff Returns-Yards	0-0	3-101-0
Interception Returns-Yards	0-0	1-2
Punts (Number-Avg)	3-40.3	7-46.6
Fumbles-Lost	0-0	0-0
Penalties-Yards	2-10	4-15
Possession Time	29:13	30:47
Third-Down Conversions	4 of 12	7 of 17
Fourth-Down Conversions	1 of 1	0 of 1
Red-Zone Scores-Chances	3-4	1-3
Sacks By: Number-Yards	3-16	0-0

RUSHING: LSU-John Emery Jr. 12-103; Josh Williams 8-30; Tyrion Davis-Price 8-29; Myles Brennan 2-3; TEAM 2-(-4).
Vanderbilt-Ja'Veon Marlow 17-83; Jamauri Wakefield 16-52; Jayden Harrison 1-16; Mike Wright 3-7; Dashaun Jerkina 1-7; Ken Seals 5-(-12).

PASSING: LSU-Myles Brennan 23-37-1.
Vanderbilt-Ken Seals 11-25-2.

RECEIVING: LSU-T. Marshall Jr. 2-67; Jontre Kirklin 3-65; Arik Gilbert 4-43; Jaray Jenkins 3-32; Racey McMath 1-22; John Emery Jr. 3-21; T. Davis-Price 2-16; Trey Palmer 1-2; Koy Moore 1-7; Alex Adams 1-6.
Vanderbilt-Cam Johnson 3-63; Ben Bresnahan 3-31; Chris Pierce Jr. 1-19; Jamauri Wakefield 1-5; Amri Abdur-Rahman 1-4; Jayden Harrison 2-(-9).

TACKLES (UA-A): LSU-JaCoby Stevens 5-6; Jabril Cox 6-7; Derek Stingley Jr. 5-6; Andre Anthony 3-6; Cordale Flott 4-4; Neil Farrell Jr. 1-4; Todd Harris Jr. 2-3; BJ Ojulari 2-3; Siaki Ika 2-3; Joseph Evans 1-3; Damone Clark 1-3; Ali Gaye 1-3; Eli Ricks 1-2; Micah Baskerville 1-2; Travez Moore 1-2; Cameron Mooore 1-2; Lloyd Cole 1-1; Maurice Hampton Jr. 0-1; Jaquelin Roy 0-1; Jordan Toles 0-1; Ray Thornton 0-1.
Vanderbilt-Donovan Kaufman 5-5; Dimitri Moore 5-3; Dashaun Jerkins 4-4; Dayo Odeyingbo 2-4; Gabe Jeudy-Lally 3-1; Alston Orji 2-2; Anfernee Orji 1-3; Daevion Davis 0-3; Lorenza Surgers 2-0; Elijah Hamilton 2-0; Brayden DeVault-Smith 2-0; Ethan Barr 1-1; Malik Langham 0-2; Christian James 0-2; Raashaan Wilkins Jr. 1-0; Frank Coppet 1-0; Andre Mintze 1-0; Scott Meyer 1-0; Cameron Tidd 1-0; Randall Haynie 1-0; Bradley Ashmore 1-0; Nate Clifton 0-1; DC Williams 0-1; Justin Harris 0-1; Allan George 0-1.

Missed Opportunities

NASHVILLE, Tenn. — Myles Brennan threw for 337 yards and four touchdowns and No. 20 LSU beat Vanderbilt 41-7.

The defending national champs never trailed after losing their season opener to Mississippi State when Brennan was sacked seven times. LSU also extended its winning streak over the Commodores to nine in a series it leads 24-7-1.

The Tigers outgained Vanderbilt 498-266, and the defense came up with two interceptions and a pair of sacks.

Brennan completed passes to 11 different receivers against a Vanderbilt defense that had consistent pressure against Kellen Mond in an opening loss at Texas A&M.

Terrace Marshall Jr. finished with two TDs on two catches, and Jontre Kirklin had 65 yards receiving and two TD catches, the second a toe-tapper at the back of the end zone off a flea flicker. John Emery ran for 103 yards and a TD.

Vanderbilt had its chances with freshman Ken Seals making his home debut. When Randall Haynie picked off an overthrown pass from Brennan, Seals hit tight end Ben Bresnahan with an 8-yard TD pass to pull the Commodores to 14-7 in the second quarter.

Todd Harris Jr. picked off Seals' pass at the goal line early in the fourth quarter.

2020 Game Recaps

Vanderbilt vs. South Carolina Oct. 10 • Nashville, Tenn.

	1	2	3	4	Final
South Carolina (1-2, 1-2)	3	7	17	14	41
Vanderbilt (0-3, 0-3)	0	0	7	0	7

Qtr	Time	Team - Scoring Play	Plays-Yards	TOP
1st	05:19	SC - Parker White 42 yd field goal	13-42	6:58
2nd	02:09	SC - Collin Hill 1 yd run (White kick)	12-96	6:08
3rd	13:00	SC - Kevin Harris 25 yd run (White kick)	2-34	0:29
	09:01	VANDY - Cam Johnson 22 yd pass from Ken Seals (Cooke kick)	9-75	3:59
	04:22	SC - Collin Hill 10 yd run (White kick)	9-75	4:39
	00:21	SC - Parker White 40 yd field goal	7-26	2:52
4th	13:07	SC - Kevin Harris 88 yd run (White kick)	1-88	0:12
	10:21	SC - Dakereon Joyner 47 yd run (White kick)	1-47	0:13

	South Carolina	Vanderbilt
FIRST DOWNS	18	15
RUSHES-YARDS (NET)	39-289	33-76
PASSING YDS (NET)	278	96
Passes Att-Comp-Int	16-24-0	18-27-1
TOTAL OFFENSE PLAYS-YARDS	63-485	60-249
Fumble Returns-Yards	0-0	0-0
Punt Returns-Yards	3-30-0	2-16-0
Kickoff Returns-Yards	1-31	5-104
Interception Returns-Yards	1-0	1-2
Punts (Number-Avg)	2-48.5	6-40.2
Fumbles-Lost	1-1	3-1
Penalties-Yards	4-20	2-21
Possession Time	31:27	28:33
Third-Down Conversions	6 of 14	1 of 11
Fourth-Down Conversions	1 of 1	0 of 3
Red-Zone Scores-Chances	3-3	0-2
Sacks By: Number-Yards	3-19	2-7

RUSHING: South Carolina-Kevin Harris 21-171; Dakereon Joyner 1-47; ZaQuandre White 2-29; Deshaun Fenwick 5-28; Collin Hill 6-12; Shi Smith 1-2; Luke Doty 1-2; TEAM 1-minus 1; Ryan Hilinski 1-(-1).
Vanderbilt-Keyon Henry-Brooks 13-72; Jamauri Wakefield 6-27; Elijah Hamilton 1-3; Rocko Griffin Jr. 2-1; Mike Wright 5-(-1); Tyrell Alexander 1-(-6); Ken Seals 5-(-20).

PASSING: South Carolina-Collin Hill 16-24-0-196.
Vanderbilt-Ken Seals 17-24-0-148; Mike Wright 1-3-1-25.

RECEIVING: South Carolina-Nick Muse 5-85; Shi Smith 4-46; Kevin Harris 4-29; Xavier Legette 2-30; Josh Vann 1-6.
Vanderbilt-Ben Bresnahan 5-38; Cam Johnson 4-43; Keyon Henry-Brooks 4-21; Amir Abdur-Rahman 2-46; Jayden Harrison 1-25; Tyrell Alexander 1-5; Jamauri Wakefield 1-(-5).

TACKLES (UA-A): South Carolina-Ernest Jones 7-6; Jammie Robinson 4-3; Shilo Sanders 5-1; Jordan Burch 3-2; Jaylan Foster 3-2; Damani Staley 1-4; Darius Rush 3-1; Rick Sandidge 2-1; Aaron Sterling 2-1; R.J. Roderick 1-2; John Dixon 2-0; Spencer Eason-Riddle 2-0; M.J. Webb 1-1; Jabari Ellis 0-2; Israel Mukuamu 0-2; Mohamed Kaba 0-2; Jaycee Horn 1-0; Kingsley Enagbare 1-0; Zacch Pickens 1-0; Cam Smith 0-1; Keveon Mullins 0-1.
Vanderbilt-Jaylen Mahoney 7-3; Dimitri Moore 3-6; Anfernee Orji 4-4; Maxwell Worship 3-4; Chase Lloyd 1-6; Allan George 4-1; Dayo Odeyingbo 2-3; DC Williams 2-0; Raashaan Wilkins Jr. 2-0; Kenny Hebert 1-1; Andre Mintze 1-1; Daevion Davis 0-2; Mitchell Pryor 0-2; Christian James 1-0; Tyrell Alexander 1-0; Brendon Harris 1-0; Elijah Hamilton 1-0; Malik Langham 1-0; Ethan Barr 0-1; Nate Clifton 0-1; Rutger Reitmaier 0-1.

Fighting the Uncontrollables

NASHVILLE, Tenn. — South Carolina quarterback Collin Hill ran for two touchdowns and Kevin Harris ran for two TDs and a career-high 171 yards as the Gamecocks beat Vanderbilt 41-7.

South Carolina won its 12th straight in this series by dominating Vanderbilt 486-249 in total offense and three sacks on a rainy day. The Gamecocks had more yards rushing (290) than the Commodores had total yards.

Harris ran for a 25-yard TD early in the third and added a career-long 88-yarder early in the fourth.

Vanderbilt remains winless after having 56 scholarship players available for this game, just three above the limit set by the Southeastern Conference for a team to play a game. The Commodores already had six players opt out of this season.

Vanderbilt coach Derek Mason said he learned Thursday that his numbers would be limited by injuries and contact tracing during a pandemic.

Parker White kicked a pair of field goals, including a 43-yarder that gave the Gamecocks the lead for good in the first quarter.

Vanderbilt had its chances early to either tie or take a lead. Pierson Cooke missed a 29-yard field goal wide right for Vanderbilt and is now 1 of 4 this season.

In the second quarter, the Commodores went for it on fourth-and-2 at the South Carolina 3. Freshman Ken Seals rolled right and wound up being tackled, missing the chance to throw to a receiver in the end zone when open or run himself.

Hill hit Nick Muse with a 32-yard pass, starting a 12-play, 96-yard drive that the South Carolina quarterback capped himself for a 14-point swing. Hill went over the top for a 1-yard touchdown and a 10-0 lead with 2:09 left in the first half.

South Carolina scored the final 24 points. Hill ran for a 10-yard TD in the third, and Harris broke loose for his 88-yarder and Dakereon Joyner had a 47-yard TD, both in the fourth.

2020 Game Recaps

Vanderbilt vs. Ole Miss Oct. 31 • Nashville, Tenn.

	1	2	3	4	Final
Ole Miss (2-4, 2-4)	21	12	21	0	54
Vanderbilt (0-4, 0-4)	0	14	0	7	21

Qtr	Time	Team - Scoring Play	Plays-Yards	TOP
1st	11:41	OM - Snoop Conner 1 yd run (Logan kick)	10-71	3:19
	02:49	OM - Kenny Yeboah 9 yd pass from Corral (Logan kick)	11-93	4:13
	0:49	OM - Elijah Moore 36 yd pass from Corral (Logan kick)	1-36	0:09
2nd	12:08	VANDY - Ben Bresnahan 43 yd pass from Seals (Farley kick)	8-92	3:35
	08:26	OM - Elijah Moore 1 yd pass from Corral (Logan kick failed)	8-77	3:34
	01:58	OM - Elijah Moore 28 yd pass from Corral (Corral pass failed)	11-88	3:35
	00:23	VANDY - Chris Pierce Jr. 16 yd pass from Seals (Farley kick)	8-75	1:35
3rd	08:49	OM - Dontario Drummond 14 yd pass from Corral (Corral rush)	8-91	2:42
	7:06	OM - Kenny Yeboah 9 yd pass from Corral (Logan kick)	4-21	1:34
	0:37	OM - Braylon Sanders 37 yd pass from Plumlee (Logan kick failed)	9-88	3:24
4th	4:28	VANDY - Keyon Henry-Brooks 1 yd run (Farley kick)	16-75	5:22

	Ole Miss	Vanderbilt
FIRST DOWNS	35	24
RUSHES-YARDS (NET)	42-192	34-102
PASSING YDS (NET)	449	319
Passes Att-Comp-Int	37-32-0	41-31-1
TOTAL OFFENSE PLAYS-YARDS	79-641	75-421
Fumble Returns-Yards	1-1	3-2
Punt Returns-Yards	0-0-0	1-7-0
Kickoff Returns-Yards	2-42-0	2-37-0
Interception Returns-Yards	1-21-0	0-0-0
Punts (Number-Avg)	1-51.0	5-33.2
Fumbles-Lost	1-1	3-2
Penalties-Yards	8-75	6-50
Possession Time	29:52	30:08
Third-Down Conversions	6 of 9	8 of 14
Fourth-Down Conversions	1 of 1	1 of 1
Red-Zone Scores-Chances	5-6	2-2
Sacks By: Number-Yards	1-9	1-2

RUSHING: Ole Miss-Jerrion Ealy 15-95; Henry Parrish Jr. 7-51; Matt Corral 6-23; John Rhys Plumlee 6-22; Snoop Conner 5-21; Elijah Moore 1-4; Dannis Jackson 1-minus 8; TEAM 1-(16).
Vanderbilt-Keyon Henry-Brooks 23-66; Rocko Griffin 6-22; Mitchell Pryor 2-19; Ken Seals 3-(-5).

PASSING: Ole Miss-Matt Corral 31-34-0-412; John Rhys Plumlee 1-3-0-37.
Vanderbilt-Ken Seals 31-40-1-319; TEAM 0-1-0-0.

RECEIVING: Ole Miss-Elijah Moore 14-238; Jonathan Mingo 6-90; Dontario Drummond 4-29; Kenny Yeboah 3-32; Braylon Sanders 2-44; Jerrion Ealy 1-9; Sam Williams 1-6; Snoop Conner 1-1.
Vanderbilt-Cam Johnson 14-97; Ben Bresnahan 6-72; Keyon Henry-Brooks 5-89; Chris Pierce Jr. 4-46; James Bostic III 1-12; Rocko Griffin 1-3.

TACKLES (UA-A): Ole Miss-A.J. Finley 8-4; Lakia Henry 4-3; Jalen Jordan 5-1; Ashanti Cistrunk 3-3; Jacquez Jones 2-4; Tylan Knight 5-0; Ryder Anderson 3-2; MoMo Sanogo 3-2; Hal Northern 2-1; Brandon Mack 1-2; Tariqious Tisdale 1-2; Cedric Johnson 2-0; Miles Battle 2-0; Lakevias Daniel 2-0; Patrick Lucas Jr. 1-1; Sincere David 1-1; Sam Williams 1-1; Tavius Robinson 0-2; Jon Haynes 0-2; Nick Broeker 1-0; Isaiah Woullard 1-0; Zikerrion Baker 0-1; KD Hill 0-1; Demon Clowney 0-1.
Vanderbilt-Dashaun Jerkins 2-8; Jaylen Mahoney 5-4; Maxwell Worship 3-5; DC Williams 4-2; Allan George 4-1; Brendon Harris 2-3; Randall Haynie 4-0; Gabe Jeudy-Lally 3-1; Ethan Barr 2-2; Daevion Davis 2-2; Dimitri Moore 2-2; Anfernee Orji 1-3; Christian James 2-1; Andre Mintze 2-0; Dayo Odeyingbo 1-1; Brayden DeVaultSmith 1-1; Michael Owusu 1-1; Cameron Tidd 0-2; Nate Clifton 0-2; Mitchell Pryor 1-0; Tyrell Alexander 1-0; BJ Anderson 0-1; Justin Harris 0-1; Luke Blanton 0-1; Alston Orji 0-1; Malik Langham 0-1.

Vandy Falls at Home to Ole Miss

NASHVILLE, Tenn. — The Ole Miss offense was too much for Vanderbilt to overcome during the Rebels' 54-21 win over Vanderbilt at Vanderbilt Stadium.

A 21-0 lead in the first quarter helped Ole Miss take control of the game early. The Rebels wound up totaling 645 yards of total offense and averaged 8.2 yards per play. They also put together six scoring drives of at least 70 yards.

Vandy got within 33-14 in the second quarter, but could not get any closer. Freshman quarterback Ken Seals finished 31-for-40 passing for 319 yards with two touchdowns while wide receiver Cam Johnson caught 14 passes for 97 yards.

Keyon Henry-Brooks had 66 yards rushing and scored the game's final touchdown on a 1-yard plunge in the fourth quarter.

Ole Miss won the toss, elected to receive and quickly marched 71 yards for the game's first touchdown. Snoop Conner polished off the series with a 1-yard plunge into the end zone, giving the Rebels a 7-0 lead less than 3 1/2 minutes into the affair.

A 9-yard touchdown lob from Matt Corral to tight end Kenny Yeboah put Ole Miss up 14-0 with 2:49 to go in the first quarter. That play capped a 93-yard drive that took just 4:13 off the clock.

Exactly two minutes later, Corral threw a 36-yard touchdown pass down the right sideline to Elijah Moore giving Ole Miss a 21-0 advantage going into the second quarter.

Vanderbilt finally responded after that when Seals found tight end Ben Bresnahan on a 43-yard touchdown pass down the left sideline. A quick pump fake followed by a long throw to an open Bresnahan cut the Vandy deficit to 21-7. The grab was the longest of Bresnahan's career.

Moore scored his next touchdown with a one-yard reception that capped an eight-play, 77-yard drive and gave Ole Miss a 27-7 lead. Six minutes and 28 seconds later, Moore caught a 28-yard touchdown to put the Rebels ahead 33-7.

Vandy wasn't done just yet and had enough time left on the clock to put something together. Seals orchestrated an eight-play drive that ended with a 16-yard pass to Chris Pierce Jr. into the left side of the end zone.

The Commodores would have to settle for a 33-14 halftime score.

Seals finished 15 of 18 passing in the first half totaling 158 yards to go along with two touchdown throws. Corral was 22 of 25 for 318 yards and four touchdowns and the Rebels piled up 413 yards of total offense on 46 plays.

After Vandy was forced to punt to begin the second half, Ole Miss put together another long scoring drive that ended with Corral's 14-yard touchdown pass to Ontario Drummond. That put the Rebels ahead 41-14.

The Commodores fumbled the ensuing kickoff, which allowed Corral to add a 9-yard touchdown pass to Yeboah a few minutes later making it 48-14. John Rhys Plumlee connected with Braylon Sanders on a 37-yard touchdown pass before the end of the third period.

Corral finished 31 of 34 passing for 412 yards and six touchdowns while Moore caught 14 balls for 238 yards and three scores.

2020 Game Recaps

Vanderbilt at Mississippi State Nov. 7 • Starkville, Miss.

	1	2	3	4	Final
Vanderbilt (0-5, 0-5)	0	0	7	10	17
Mississippi State (2-4, 2-4)	14	3	0	7	24

Qtr	Time	Team - Scoring Play	Plays-Yards	TOP
1st	11:47	MS - Osirus Mitchell 6 yd pass from Rogers (Ruiz kick)	5-27	1:51
	2:33	MS - Dillon Johnson 4 yd run (Ruiz kick)	11-68	5:05
2nd	9:24	MS - Brandon Ruiz 25 yd field goal	11-48	5:30
3rd	4:27	VANDY - Chris Pierce Jr. 2 yd pass from Seals (Farley kick)	8-71	3:44
4th	12:27	VANDY - Keyon Henry-Brooks 27 yd run (Farley kick)	12-85	5:12
	2:43	MS - Jo'Quavious Marks 1 yd run (Ruiz kick)	4-13	1:35
	0:38	VANDY - Pierson Cooke 41 yd field goal	8-52	2:05

	Vanderbilt	Mississippi State
FIRST DOWNS	30	14
RUSHES-YARDS (NET)	36-142	11--22
PASSING YDS (NET)	336	226
Passes Att-Comp-Int	31-46-3	35-46-0
TOTAL OFFENSE PLAYS-YARDS	82-478	57-204
Fumble Returns-Yards	3-0	0-0
Punt Returns-Yards	2-23	0-0
Kickoff Returns-Yards	3-170	5-330
Interception Returns-Yards	0-0-0	3-55-0
Punts (Number-Avg)	1-29.0	7-45.6
Fumbles-Lost	3-2	0-0
Penalties-Yards	6-52	8-92
Possession Time	32:10	27:50
Third-Down Conversions	8 of 15	4 of 13
Fourth-Down Conversions	2 of 3	0 of 0
Red-Zone Scores-Chances	1-2	4-4
Sacks By: Number-Yards	3-31	1-1

RUSHING: Vanderbilt-Keyon Henry-Brooks 20-115; Rocko Griffin 13-19; Jamauri Wakefield 1-7; Ken Seals 2-1.
Mississippi State-Jo'Quavious Marks 6-10; Dillon Johnson 1-4; TEAM 1-(-5); Will Rogers 3-(-31).

PASSING: Vanderbilt-Ken Seals 31-46-3-336.
Mississippi State-Will Rogers 35-46-0-226.

RECEIVING: Vanderbilt-Keyon Henry-Brooks 11-97; Cam Johnson 10-114; Chris Pierce Jr. 6-76; Amir Abdur-Rahman 3-49; Jayden Harrison 1-0.
Mississippi State-Malik Heath 9-79; Jo'Quavious Marks 7-22; Austin Williams 6-33; Jaden Walley 5-43; Osirus Mitchell 4-32; L. Witherspoon 2-11; Dillon Johnson 1-7; G. Spivey 1-(-1).

TACKLES (UA-A): Vanderbilt-Brendon Harris 5-5; Jaylen Mahoney 4-6; Anfernee Orji 3-6; Allan George 4-4; Ethan Barr 1-5; Justin Harris 1-2; Daevion Davis 0-3; Dimitri Moore 1-1; Ken Seals 1-1; Andre Mintze 1-1; Alston Orji 0-2; Christian James 0-2; Dashaun Jerkins 0-2; Maxwell Worship 0-2; Michael Owusu 1-0; Dayo Odeyingbo 1-0; Derek Green 0-1; Rocko Griffin 0-1.
Mississippi State-Aaron Brule 1-12; Martin Emerson 5-5; Marcus Murphy 1-9; Landon Guidry 6-3; Erroll Thompson 1-7; Jaden Crumedy 0-7; Collin Duncan 2-5; Tyrus Wheat 3-3; Marquiss Spencer 2-2; Emmanuel Forbes 3-1; Shawn Preston Jr. 1-3; Kobe Jones 0-4; Cameron Young 1-2; Jordan Davis 3-0; Nathaniel Watson 0-3; J.P. Purvis 2-0; Esaias Furdge 1-0; Aaron Odom 1-0; Jaden Walley 0-1.

Comeback Comes Up Short

STARKVILLE, Miss. — Vanderbilt cut a 17-0 deficit down to 17-14 in the second half at Davis Wade Stadium, but five turnovers ultimately led to the Commodores' demise in a 24-17 loss to Mississippi State.

Down 17-14 late, Vandy appeared intent on driving for a chance at a game-tying or game-winning score, but quarterback Ken Seals threw his third interception of the day with 8:02 to play. The Dores still got the back with 6:11 to go, only to see Seals lose a fumble at his own 13 with 4:18 to play.

Jo'Quavious Marks punched in a 1-yard touchdown run shortly thereafter to ice the game for the Bulldogs.

Pierson Cooke was able to hit a 41-yard field goal with 38 ticks remaining making it a touchdown game. The Bulldogs recovered the ensuing onside kickoff to clinch victory.

Running back Keyon Henry-Brooks finished with 115 yards on 20 carries and caught 11 passes for 97 yards. His 27-yard touchdown run got the Commodores within three late in the game.

Seals threw for a career-high 336 yards on 31 of 46 passing and a touchdown. The freshman also threw three interceptions and lost a fumble.

Wide receiver Cam Johnson had 10 grabs for 114 yards and Chris Pierce made six receptions for 76 yards and a score.

After Vanderbilt's opening offensive series ended with an interception on the fourth play, Mississippi State needed just five plays to go 27 yards to take a 7-0 lead. Mississippi State quarterback Will Rogers found Osirus Mitchell on a 6-yard pass a little more than three minutes into the game.

The Bulldogs then upped their lead to 14-0 with an 11-play drive that covered 68 yards and chewed up 5:05 of clock. Dillon Johnson's 4-yard touchdown run polished the series off and came on the heels of Cooke's missed 50-yard field goal for Vandy.

Mississippi State's Brandon Ruiz added a 25-yard field goal later in the second quarter and that would turn out to be the final score of the half.

Vanderbilt had 156 yards of total offense in the first two quarters, but turned the ball over twice, missed a field goal and failed on one of two fourth-down conversions.

The Commodores finally put a dent into the lead toward the end of the third quarter thanks to an eight-play, 71-yard drive that ended in seven points. Seals found Pierce from the 2 to make the score 17-7 with 4:27 to go in the period.

Suddenly Vandy had life and road the legs of Henry-Brooks from there. The sophomore capped a 12-play, 85-yard drive with a 27-yard sprint to the end zone making it 17-14 with 12:27 to go.

That would set up the final, pivotal minutes of the contest before Vanderbilt ran out of time.

2020 Game Recaps

Vanderbilt at Kentucky Nov. 14 • Lexington, Ky.

	1	2	3	4	Final
Vanderbilt (0-6, 0-6)	0	14	7	14	35
Kentucky (3-4, 3-4)	14	10	7	7	38

Qtr	Time	Team - Scoring Play	Plays-Yards	TOP
1st	10:15	UK - Justin Rigg 15 yd pass from Wilson (Poore kick)	9-75	4:45
	3:48	UK - Terry Wilson 32 yd run (Poore kick)	6-68	2:48
2nd	14:30	VANDY - Chris Pierce Jr. 34 yd pass from Seals (Farley kick)	8-74	4:11
	10:28	UK - Keaton Upshaw 21 yd pass from Wilson (Poore kick)	7-79	3:54
	3:40	VANDY - Ben Bresnahan 2 yd pass from Wright (Cooke kick)	17-78	6:44
	0:00	UK - Chance Poore 28 yd field goal	10-45	3:34
3rd	10:34	UK - Chris Rodriguez 3 yd run (Poore kick)	6-26	2:57
	2:53	VANDY - Mike Wright 2 yd run (Cooke kick)	15-75	7:41
4th	9:14	UK - Chris Rodriguez 74 yd run (Poore kick)	3-91	1:374
	3:13	VANDY - Mitchell Pryor 2 yd run (Cooke kick)	7-80	2:28
	0:30	VANDY - Cam Johnson 7 yd pass from Seals (Cooke kick)	11-78	0:59

	Vanderbilt	Kentucky
FIRST DOWNS	29	23
RUSHES-YARDS (NET)	45-180	35-308
PASSING YDS (NET)	227	150
Passes Att-Comp-Int	22-35-0	16-20-0
TOTAL OFFENSE PLAYS-YARDS	80-407	55-458
Fumble Returns-Yards	0-0	0-0
Punt Returns-Yards	0-0	2-38
Kickoff Returns-Yards	2-39	3-62
Interception Returns-Yards	0-0-0	0-0-0
Punts (Number-Avg)	4-41.8	3-46.3
Fumbles-Lost	0-0	1-0
Penalties-Yards	6-50	10-89
Possession Time	32:26	27:34
Third-Down Conversions	11 of 17	3 of 8
Fourth-Down Conversions	2 of 2	1 of 1
Red-Zone Scores-Chances	4-4	3-3
Sacks By: Number-Yards	0-0	1-4

RUSHING: Vanderbilt-Keyon Henry-Brooks 29-121; Mitchell Pryor 4-29; Rocko Griffin 6-15; Ken Seals 4-10; Mike Wright 2-5.
Kentucky-Chris Rodriguez 13-149; Terry Wilson 7-83; Asim Rose 7-49; Kavosiey Smoke 3-20; Jutahn McClain 4-7; TEAM 1-0.

PASSING: Vanderbilt-Ken Seals 21-32-0-225; Mike Wright 1-1-0-2; TEAM 0-2-0-0.
Kentucky-Terry Wilson 13-15-0-110; Beau Allen 3-5-0-40.

RECEIVING: Vanderbilt-Amir Abdur Rahman 7-89; Ben Bresnahan 4-48; Cam Johnson 4-17; Chris Pierce Jr. 3-53; Keyon Henry-Brooks 2-8; Mitchell Pryor 1-12; Jayden Harrison 1-0.
Kentucky-Demarcus Harris 4-33; Josh Ali 3-15; Keaton Upshaw 2-41; Justin Rigg 1-15; Mike Drennen 1-14; Kavosiey Smoke 1-9; Isaiah Epps 1-8; Bryce Oliver 1-6; Allen Dailey 1-5; Asim Rose 1-4.

TACKLES (UA-A): Vanderbilt-Allan George 7-1; Brendon Harris 3-5; Anfernee Orji 2-5; Dimitri Moore 2-4; Jaylen Mahoney 2-2; Maxwell Worship 1-3; Brayden DeVault-Smith 2-1; Elijah Hamilton 2-1; Dayo Odeyingbo 1-2; Daevion Davis 0-3; Dashaun Jerkins 2-0; Ethan Barr 1-0; Harrison Smith 1-0; Raashaan Wilkins Jr. 1-0; Derek Green 1-0; Chase Lloyd 1-0; Michael Owusu 1-0; Malik Langham 0-1; Justin Harris 0-1; Andre Mintze 0-1.
Kentucky-Jamin Davis 6-9; Marquez Bembry 5-5; Yusuf Corker 1-9; Tyrell Ajian 5-1; Phil Hoskins 2-4; Jordan Wright 2-4; Brandin Echols 4-1; J.J. Weaver 4-0; Kelvin Joseph 1-2; D'Eryk Jackson 1-2; Joshua Paschal 1-2; Quinton Bohanna 0-3; Quandre Mosely 1-1; Vito Tisdale 1-1; Jamar Watson 0-2; Davonte Robinson 1-0; Marquan McCall 0-1; Jared Casey 0-1; Carrington Valentine 0-1; Kordell Looney 0-1.

Dores Drop Road Test at Kentucky

LEXINGTON, Ky. — A slow start out of the gates turned out to be critical in the race to victory for Vanderbilt as the Commodores lost 38-35 to Kentucky at Kroger Field.

After falling behind 14-0, Vandy had outscored the Wildcats 21-17 at one point, but couldn't come all the way back. Kentucky's Chris Rodriguez virtually iced the game with a 74-yard touchdown run with 9:14 to go in the contest, making it 38-21.

Quarterbacks Mike Wright and Ken Seals – both true freshmen – each had solid days for the Commodores. Wright threw a 2-yard touchdown pass and ran for a 2-yard score. Seals finished 21 of 32 for 225 yards and two touchdowns.

Vandy running back Keyon Henry-Brooks totaled 121 yards on the ground over a career-high 29 carries. The sophomore has racked up 302 yards rushing on 72 attempts the past three games.

Running back Mitchell Pryor scored on a 2-yard run for the Dores with 3:13 to play and Seals found Cam Johnson on a 7-yard touchdown pass with 30 seconds left. It was too little, too late.

Kentucky began the day by marching 75 yards in nine plays and went up 7-0 when Terry Wilson found Justin Rigg on a 15-yard touchdown pass. That series chewed up nearly five minutes of clock.

Wilson added a score with his feet when he rushed around right end for a 32-yard touchdown sprint putting the Wildcats ahead 14-0 with 3:48 to go in the opening stanza.

Vanderbilt regrouped to start the second quarter and got on board with a Seals 34-yard touchdown pass to Chris Pierce on a flag route into the right corner of the end zone. That play got the Commodores within 14-7.

The Wildcats didn't waste time with a response, scoring on Wilson's second touchdown pass of the day – this one coming from 21 yards out to Keaton Upshaw. Kentucky's scoring drive covered 79 yards in just seven plays.

The Commodores, who were 11 of 17 on third down, kept coming back and got within seven with 3:40 left in the half. A 17-play drive that covered 78 yards ended with Wright rolling right on fourth down and dumping a two-yard touchdown pass to tight end Ben Bresnahan.

It was Wright's first career touchdown pass.

Chance Moore kicked a 28-yard field for Kentucky before the end of the half, allowing the Wildcats to go into the locker room up 24-14.

Vanderbilt gave up 277 yards of offense over the first two quarters and allowed the Wildcats to average 8.9 yards per play.

Kentucky opened the scoring in the third quarter with a 3-yard touchdown run from Rodriguez. Vandy responded with a 75-yard drive that was capped off by Wright's 2-yard touchdown sprint on another fourth down call.

The Commodores trailed 31-21 with 2:53 to go in the third quarter and that would be how the scoreboard would read going into the final 15 minutes.

2020 Game Recaps

Vanderbilt vs. No. 6 Florida Nov. 21 • Nashville, Tenn.

	1	2	3	4	Final
Florida (6-1, 6-1)	7	10	14	7	38
Vanderbilt (0-7, 0-7)	10	0	7	0	17

Qtr	Time	Team - Scoring Play	Plays-Yards	TOP
1st	10:50	VANDY - Chris Pierce 16 yd pass from Seals (Cooke kick)	11-75	4:10
	7:47	UF - Kadarius Toney 27 yd pass from Trask (McPherson kick)	8-76	2:56
	2:45	VANDY - Pierson Cooke 25 yd field goal	12-68	5:02
2nd	4:13	UF - Evan McPherson 33 yd field goal	9-31	3:43
	0:49	UF - Trevon Grimes 34 yd pass from Trask (McPherson kick)	7-85	1:45
3rd	9:47	UF - Dameon Pierce 1 yd run (McPherson kick)	12-75	5:13
	2:55	UF - Kemore Gamble 2 yd pass from Trask (McPherson kick)	10-91	4:34
	2:01	VANDY - Chris Pierce 58 yd pass from Seals (Cooke kick)	3-75	0:54
4th	6:46	UF - Kemore Gamble 30 yd pass from Jones (McPherson kick)	6-99	3:15

	Florida	Vanderbilt
FIRST DOWNS	29	21
RUSHES-YARDS (NET)	40-180	34-109
PASSING YDS (NET)	413	319
Passes Att-Comp-Int	27-36-0	22-34-1
TOTAL OFFENSE PLAYS-YARDS	76-586	68-406
Fumble Returns-Yards	0-0	0-0
Punt Returns-Yards	1-7	0-0
Kickoff Returns-Yards	3-74	0-0
Interception Returns-Yards	1-0-0	0-0-0
Punts (Number-Avg)	2-44.5	6-38.0
Fumbles-Lost	0-0	1-0
Penalties-Yards	6-46	4-30
Possession Time	34:17	25:43
Third-Down Conversions	8 of 12	7 of 15
Fourth-Down Conversions	1 of 1	1 of 1
Red-Zone Scores-Chances	3-3	2-2
Sacks By: Number-Yards	2-17	1-6

RUSHING: Florida-Dameon Pierce 11-55; Malik Davis 8-38; Emory Jones 4-25; Nayquan Wright 8-24; Lorenzo Lingard 2-17; Kyle Trask 4-7; Trevon Grimes 1-4; Kadarius Toney 1-3; Iverson Clement 1-0.
Vanderbilt-Mitchell Pryor 13-44; Ja'Veon Marlow 13-38; Rocko Griffin Jr. 5-25; Ken Seals 3-(-20).

PASSING: Florida-Kyle Trask 26-35-0-383; Emory Jones 1-1-0-30.
Vanderbilt-Ken Seals 22-34-1-319.

RECEIVING: Florida-Kadarius Toney 6-107; Justin Shorter 5-94; Jacob Copeland 5-56; Kemore Gamble 3-66; Trevon Grimes 3-44; Malik Davis 2-20; Xzavier Henderson 1-15; Dameon Pierce 1-6; Nayquan Wright 1-5.
Vanderbilt-Cam Johnson 7-93; Amir Abdur-Rahman 5-60; Chris Pierce Jr. 4-97; Ben Bresnahan 3-45; Will Sheppard 1-24; Mitchell Pryor 1-8; Grant Miller 1-(-8).

TACKLES (UA-A): Florida-Kyree Campbell 0-9; Mohamoud Diabate 3-4; Ventrell Miller 4-2; Gervon Dextor 0-6; Brad Stewart Jr. 5-0; Shawn Davis 3-1; Zachary Carter 1-3; Jesiah Pierre 0-4; Khrist Bogle 0-4; Chester Kimbrough 3-0; Tedarrell Slaton 2-1; Brenton Cox Jr. 2-1; Ty'Ron Hopper 0-3; Marco Wilson 1-1; Marlon Dunlap 1-1; Kaiir Elam 1-1; Donovan Stiner 1-1; Andrew Chatfield 0-2; Amari Burney 0-2; Jaydon Hill 1-0; Dante Lang 0-1; Derek Wingo 0-1; Trey Dean III 0-1; Rashad Torrence 0-1.
Vanderbilt-Anfernee Orji 1-8; Allan George 3-5; Jaylen Mahoney 3-5; Dashaun Jerkins 1-7; Elijah Hamilton 5-2; Andre Mintze 3-4; Dimitri Moore 3-4; Brayden DeVaultSmith 3-3; De'Rickey Wright 2-3; Ethan Barr 2-3; Maxwell Worship 2-2; Dayo Odeyingbo 0-4; Justin Harris 2-1; Christian James 0-3; Brendon Harris 2-0; Derek Green 0-2; Rutger Reitmaier 0-2; Raashaan Wilkins Jr. 0-2; Michael Owusu 1-0; Cameron Tidd 0-1; Ryan McCord 0-1.

Vandy Falls to No. 6 Florida

NASHVILLE, Tenn. — No. 6 Florida scored 24 unanswered points at Vanderbilt Stadium to defeat Vanderbilt 38-17.

The Gators trailed 10-7 early before building an insurmountable lead. Quarterback Kyle Trask threw for 383 yards and three touchdowns for Florida.

Vandy entered the fourth quarter down 31-17 and had serious momentum when De'Rickey Wright recovered a Florida fumble with 14:25 to play. But a drive to the Florida 26 stalled and the Doves were forced to punt 4 1/2 minutes later.

On the ensuing possession, Emory Jones found tight end Kenmore Gamble on a 30-yard touchdown pass with 6:46 remaining to put the game to rest.

Vanderbilt came out firing in the opening minutes and went up 7-0 at the 10:50 mark. Quarterback Ken Seals (5-for-5 on the opening possession) hit Chris Pierce Jr. on 16-yard, third-down pass to give the Doves an early lead.

That marked the fourth straight game with a touchdown reception for Pierce Jr.

Florida answered immediately with a 76-yard drive that lasted just less than three minutes. Trask found Kadarius Toney on a 27-yard, third-down pass to tie the score at 7-all.

Vandy retook the lead thanks to a Pierson Cooke 25-yard field goal that made it 10-7 with 2:45 left in the opening frame and that's how the scoreboard would read going into the second.

The Gators tied it up with Evan McPherson's 33-yard field goal at the 4:13 mark.

Florida then took the lead just before the break when Trask threw a jump ball for Trevon Grimes from 34-yards out making it 17-10. Vandy would settle for that deficit going into the break.

Vanderbilt had 209 yards of total offense in the first half and held Florida to 37 yards rushing. But Trask was 14 of 19 for 193 yards and two scores.

The Gators opened the second half with a long scoring drive on their opening offensive series. Dameon Pierce finished off a 75-yard drive that took up 5:13 with a 1-yard plunge that put Florida ahead 24-10.

Trask found Gamble six minutes later on a 2-yard touchdown pass to give the Gators a 31-10 lead with 2:55 to go in the third quarter.

Vandy needed just three plays to answer as Seals found Pierce Jr. on a 58-yard scoring strike. Pierce caught a long slant and broke multiple tackles on his way to the end drawing the Commodores within 31-17 going into the fourth quarter.

Seals finished 22 of 34 for 319 yards and two touchdowns.

Vanderbilt at Missouri
Nov. 28 • Columbia, Mo.

	1	2	3	4	Final
Vanderbilt (0-8, 0-8)	0	0	0	0	0
Missouri (4-3, 4-3)	7	14	6	14	41

Qtr	Time	Team - Scoring Play	Plays-Yards TOP	
1st	11:14	MIZZOU - Larry Rountree 7 yd run (Mevis kick)	6-44	2:09
2nd	7:51	MIZZOU - Larry Rountree 7 yd run (Mevis kick)	9-82	3:52
	1:18	MIZZOU - Tyler Badie 1 yd rum (Mevis kick)	8-80	2:01
3rd	10:35	MIZZOU - Harrison Mevis 21 yd field goal	10-62	4:24
	3:31	MIZZOU - Harrison Mevis 44 yd field goal	7-39	3:17
4th	14:29	MIZZOU - Larry Rountree 25 yd run (Mevis kick)	6-69	2:48
	6:46	MIZZOU - Damon Hazelton 25 yd pass from Cook (Mevis kick)	5-67	2:23

	Vanderbilt	Missouri
FIRST DOWNS	13	31
RUSHES-YARDS (NET)	35-93	38-223
PASSING YDS (NET)	103	380
Passes Att-Comp-Int	15-25-0	34-41-0
TOTAL OFFENSE PLAYS-YARDS	60-196	79-603
Fumble Returns-Yards	0-0	0-0
Punt Returns-Yards	0-0	1-8
Kickoff Returns-Yards	0-0	0-0
Interception Returns-Yards	0-0-0	0-0-0
Punts (Number-Avg)	7-43.3	0-0-0
Fumbles-Lost	2-1	1-0
Penalties-Yards	3-21	1-5
Possession Time	27:10	32:50
Third-Down Conversions	3 of 14	6 of 11
Fourth-Down Conversions	2 of 4	0 of 2
Red-Zone Scores-Chances	0-0	4-4
Sacks By: Number-Yards	2-23	4-22

RUSHING: Vanderbilt-Keyon Henry-Brooks 15-64; Mitchell Pryor 6-19; Ken Seals 9-10; Mike Wright 4-4; Jayden Harrison 1-(-4).
Missouri - Larry Rountree 21-160; Elijah Young 4-52; Jerney Jones 4-18; Tyler Badie 5-18; Jalen Knox 1-1; Team 1-(-3); Connor Bazelak 2-(-23).

PASSING: Vanderbilt-Ken Seals 11-19-0-79; Mike Wright 4-6-0-24.
Missouri-Connor Bazelak 30-37-0-318; Brady Cook 4-4-0-62.

RECEIVING: Vanderbilt-Cam Johnson 5-33; Keyon Henry Brooks 3-24; Chris Pierce Jr. 2-25; Ja'Veon Marlow 2-(-7); Amir Abdur-Rahman 1-17; Will Sheppard 1-6; Jayden Harrison (1-5).
Missouri-Tauskie Dove 8-62; Tyler Badie 7-102; Keke Chism 5-67; Damon Hazelton 3-49; Barrett Banister 3-12; Niko Hea 2-13; Kris Abrams-Draine 2-4; Micah Wilson 1-26; Larry Rountree 1-23; Jalen Knox 1-13; Messiah Swinson 1-9.

TACKLES (UA-A): Vanderbilt-Ethan Barr 8-2; Elijah Hamilton 8-0; Maxwell Worship 6-0; Allan George 6-0; Brendon Harris 5-1; Anfernee Orji 5-0; Jaylen Mahoney 4-0; Dayo Odeyingbo 4-0; Alston Orji 4-0; Dashaun Jerkins 3-0; Michael Owusu 2-0; Bryaden DeVault-Smith 1-0; Daeion Davis 1-0; Cameron Tidd 1-0; Derek Green 1-0; De'Rickey Wright 1-0; Andre Mintze 0-1.
Missouri-Nick Bolton 9-0; Devin Nicholson 4-1; Martez Manuel 3-1; Joshua Beldsoe 2-2; Chad Bailey 3-0; Ennis Rakestraw 3-0; Tyree Gillespie 2-0; Mason Pack 2-0; Kobie Whiteside 2-0; Jarvis Ware 1-1; Trajan Jeffcoat 1-1; Jamie Pettway 1-0; Jatorian Hansford 1-0; Markell Utsey 1-0; Akial Byers 1-0; Cannon York 1-0; Ishmael Burdine 1-0; Darius Robinson 1-0; Jaylon Carlies 1-0; Chris Turner 1-0; Tre Williams 1-0.

Dores Drop Road Contest at Missouri

COLUMBIA, Mo. — Vanderbilt's offense could never get into gear on an otherwise historic day at Memorial Stadium, where the Commodores lost 41-0 to Missouri.

Sarah Fuller, a senior and keeper on the Vanderbilt soccer team, took the opening kickoff of the second half to become the first woman to ever play in a Southeastern Conference and Power 5 Conference football game.

Fuller and her teammates, however, could not keep pace with a Missouri offense that totaled 603 yards. The Tigers jumped out to a 7-0 lead early and never looked back from there.

Vanderbilt got off to a tough start when it went for a 4th-and-1 on its own 44 and was stuffed at the line of scrimmage. Missouri went the other direction quickly by going 44 yards on six plays to take a 7-0 lead on a Larry Rountree 7-yard touchdown run.

Vandy's defense held Missouri to a 45-yard field goal attempt later in the first quarter, which hit off the upright to keep it a 7-0 game.

That's where the score would stay until midway through the second quarter when Rountree found pay dirt again – another 7-yard scoring run capped off a nine-play, 82-yard drive. The Tigers had a 14-0 lead with 7:51 to go in the first half.

The Tigers added to that lead with 1:08 on the clock before the break. After Tyler Badie was ruled short of the goal line on a 28-yard reception, the running back punched it in a play later to make it 21-0.

Vandy was held to just 93 yards of total offense in the first half, was 2 of 8 on third down and 0-for-1 on fourth down. Missouri, meanwhile, racked up 325 yards of offense.

After Fuller made history to start the half with a kickoff that traveled 30 yards, Missouri had a 62-yard drive stall at the 3. Harrison Mevis came out and split the uprights on a 21-yard field goal to up the Tigers' lead to 24-0.

Mevis added a 44-yard field goal with 3:31 left in the third period making it 27-0.

Rountree's 25-yard touchdown run to begin the fourth made it 34-0. Damon Hazelton scored on a 25-yard pass from Brady Cook with 6:46 to go providing the final margin.

Rountree finished with 160 yards on the ground for Missouri.

Season-by-Season Records • Head Coach Records

Season	W	L	T	Head Coach
1890	1	0	--	Elliott H. Jones
1891	3	1	--	Elliott H. Jones
1892	4	4	--	Elliott H. Jones
1893	6	1	--	W.J. Keller
1894	7	1	--	Henry Thornton
1895	5	3	1	C.L. Upton
1896	3	2	2	R.G. Acton
1897	6	0	1	R.G. Acton
1898	1	5	--	R.G. Acton
1899	7	2	--	J.L. Crane
1900	4	4	1	J.L. Crane
1901	6	1	1	W.H. Watkins
1902	8	1	--	W.H. Watkins
1903	6	1	1	J.H. Henry
1904	9	0	--	Dan McGugin
1905	7	1	--	Dan McGugin
1906	8	1	--	Dan McGugin
1907	5	1	1	Dan McGugin
1908	7	2	1	Dan McGugin
1909	7	3	--	Dan McGugin
1910	8	0	1	Dan McGugin
1911	8	1	--	Dan McGugin
1912	8	1	1	Dan McGugin
1913	5	3	--	Dan McGugin
1914	2	6	--	Dan McGugin
1915	9	1	--	Dan McGugin
1916	7	1	1	Dan McGugin
1917	5	3	--	Dan McGugin
1918	4	2	--	Ray Morrison
1919	5	1	2	Dan McGugin
1920	5	3	1	Dan McGugin
1921	7	0	1	Dan McGugin
1922	8	0	1	Dan McGugin
1923	5	2	1	Dan McGugin
1924	6	3	1	Dan McGugin
1925	6	3	--	Dan McGugin
1926	8	1	--	Dan McGugin
1927	8	1	2	Dan McGugin
1928	8	2	--	Dan McGugin
1929	7	2	--	Dan McGugin
1930	8	2	--	Dan McGugin
1931	5	4	--	Dan McGugin
1932	6	1	2	Dan McGugin
1933	4	3	3	Dan McGugin
1934	6	3	--	Dan McGugin
1935	7	3	--	Ray Morrison
1936	3	5	1	Ray Morrison
1937	7	2	--	Ray Morrison
1938	6	3	--	Ray Morrison
1939	2	7	1	Ray Morrison
1940	3	6	1	Red Sanders
1941	8	2	--	Red Sanders
1942	6	4	--	Red Sanders
1943	5	0	--	E.H. Alley
1944	3	0	1	Doby Bartling
1945	3	6	--	Doby Bartling
1946	5	4	--	Red Sanders
1947	6	4	--	Red Sanders
1948	8	2	1	Red Sanders
1949	5	5	--	Bill Edwards
1950	7	4	--	Bill Edwards
1951	6	5	--	Bill Edwards
1952	3	5	2	Bill Edwards
1953	3	7	--	Art Guepe
1954	2	7	--	Art Guepe
1955	8	3	--	Art Guepe
1956	5	5	--	Art Guepe
1957	5	3	2	Art Guepe

Head Coach	Seasons	W	L	T
Elliott H. Jones	1890-92	8	5	--
W.J. Keller	1893	6	1	--
Henry Thornton	1894	7	1	--
C.L. Upton	1895	5	3	1
R.G. Acton	1896-98	10	7	3
J.L. Crane	1899-1900	11	6	1
W.H. Watkins	1901-02	14	2	1
J.H. Henry	1903	6	1	--
Dan McGugin •	1904-34	197	55	19
Ray Morrison	1918, 1935-39	29	22	2
Red Sanders ••	1940-48	36	22	2
E.H. Alley	1943	5	0	--
Doby Bartling	1944-45	6	6	1
Bill Edwards	1949-52	21	19	2
Art Guepe	1953-62	39	54	7
Jack Green	1963-66	7	29	4
Bill Pace	1967-72	22	38	3
Steve Sloan	1973-74	12	9	2
Fred Pancoast	1975-78	13	31	--
George MacIntyre	1979-85	25	52	1
Watson Brown	1986-90	10	45	--
Gerry DiNardo	1991-94	19	25	--
Rod Dowhower	1995-96	4	18	--
Woody Widenhofer	1997-2001	15	40	--
Bobby Johnson	2002-09	29	66	--
Robbie Caldwell	2010	2	10	--
James Franklin	2011-13	24	15	--
Derek Mason	2014-20	27	55	--
130th season		609	637	50

• McGugin missed the 1918 season on military duty during World War I.

•• Sanders missed the 1943-45 seasons on military duty during World War II.

Unbeaten (8)		
1944	3-0-1	Doby Bartling
1943	5-0-0	E.H. Alley
1922	8-0-1	Dan McGugin
1921	7-0-1	Dan McGugin
1910	8-0-1	Dan McGugin
1904	9-0-0	Dan McGugin
1897	6-0-1	R.G. Acton
1890	1-0-0	Elliott H. Jones

Nine-Win Seasons (4)		
2013	9-4	James Franklin
2012	9-4	James Franklin
1915	9-1	Dan McGugin
1904	9-0	Dan McGugin

Eight-Win Seasons (13)		
1982	8-4	George MacIntyre
1955	8-3	Art Guepe
1948	8-2-1	Red Sanders
1941	8-2	Red Sanders
1930	8-2	Dan McGugin
1928	8-2	Dan McGugin
1927	8-1-2	Dan McGugin
1926	8-1	Dan McGugin
1922	8-0-1	Dan McGugin
1912	8-1-1	Dan McGugin
1911	8-1	Dan McGugin
1910	8-0-1	Dan McGugin
1902	8-1	W.H. Watkins

The Last Time

Vanderbilt

Score three or more touchdowns.....	Ke'Shawn Vaughn vs. Baylor (3 • 12.27.18)
Score four or more touchdowns.....	Earl Bennett vs. Kentucky (5 • 11.12.05)
Three passing touchdowns.....	Kyle Shurmur vs. Tennessee (3 • 11.24.18)
Four or more passing touchdowns.....	Kyle Shurmur at Tennessee (4 • 11.25.17)
Five or more passing touchdowns.....	Johnny McCrary vs. Old Dominion (5 • 11.1.14)
200 or more passing yards	Ken Seals at Kentucky (225 • 11.14.20)
300 or more passing yards.....	Ken Seals at Mississippi State (336 • 11.7.20)
400 or more passing yards	Kyle Shurmur vs. Tennessee (416 • 11.26.16)
70-yard completion.....	Riley Neal-Chris Pierce Jr. at Purdue (75 • 9.7.19)
100 or more rushing yards.....	Keyon Henry-Brooks at Kentucky (121 • 11.14.20)
200 or more rushing yards.....	Ke'Shawn Vaughn vs. Baylor (243 • 12.27.18)
300 or more rushing yards.....	Frank Mordica vs. Air Force (321 • 11.18.78)
70-yard rush.....	Ke'Shawn Vaughn vs. Tennessee State (78 • 9.29.18)
Three or more rushing touchdowns.....	Ke'Shawn Vaughn at Arkansas (3 • 10.27.18)
100 or more receiving yards.....	Cam Johnson at Mississippi State (114 • 11.7.20)
200 or more receiving yards.....	Trent Sherfield vs. Austin Peay (240 • 9.1.15)
Two touchdown receptions	Jared Pinkney vs. East Tennessee State (2 • 11.23.19)
Three or more touchdown receptions	Earl Bennett vs. Richmond (3 • 9.1.07)
Kickoff return for touchdown	Darrius Sims vs. South Carolina (100 • 9.12.14)
Punt return for touchdown	Jonathan Krause at Wake Forest (83 • 11.24.12)
Interception return for touchdown	Randall Haynie vs. LSU (47 • 9.21.19)
Fumble return for touchdown	Allan George vs. Kentucky (67 • 11.16.19)
Three or more field goals made.....	Tommy Openshaw at Auburn (3 • 11.5.16)
50-yard field goal.....	Ryley Guay vs. Florida (53 • 10.13.18)
60-yard punt	Harrison Smith at South Carolina (60 • 11.2.19)
70-yard punt	Tommy Openshaw vs. Missouri (78 • 10.24.15)
10 or more tackles	Brendon Harris at Mississippi State (10 • 11.7.20)
	Jaylen Mahoney at Mississippi State (10 • 11.7.20)
	Ethan Barr at Missouri (10 • 11.28.20)
Three or more tackles for loss	Dayo Odeyingbo at Missouri (3.0 • 11.28.20)
Forced multiple fumbles.....	LaDarius Wiley at Missouri (2 • 11.10.18)
Two or more sacks	Dayo Odeyingbo at Missouri (2.0 • 11.28.20)
Three or more sacks.....	Charles Wright at Middle Tennessee (3.0 • 9.2.17)
Two or more interceptions.....	Tae Daley at Florida (2 • 11.9.19)
Blocked punt	Max Worship vs. Ole Miss (11.17.18)
Blocked punt returned for touchdown	Stephen Weatherly vs. UMass (11 • 9.13.14)
Blocked field goal.....	Cameron Tidd vs. East Tennessee State (11.23.19)
Blocked PAT	Nifae Lealao at Middle Tennessee (9.2.17)
Safety	Team at Texas A&M (9.26.20)
30 or more first downs	at Mississippi State (30 • 11.7.20)
500 or more yards of total offense.....	vs. Tennessee State (553 • 9.29.18)
300 or more passing yards.....	at Mississippi State (336 • 11.7.20)
400 or more passing yards.....	at Purdue (420 • 9.7.19)
200 or more rushing yards.....	vs. East Tennessee State (220 • 11.23.19)
300 or more rushing yards.....	vs. Tennessee State (358 • 10.22.16)
400 or more rushing yards.....	vs. Presbyterian (410 • 9.15.12)
40 points or more	at Arkansas (45 • 10.27.18)
Held opponent under 100 total yards	vs. Chattanooga (93 • 9.6.03)
Held opponent under 200 total yards	vs. East Tennessee State (105 • 11.23.19)
Held opponent under 250 total yards	at Mississippi State (204 • 11.7.20)
Held opponent under 100 rushing yards	at Mississippi State (-22 • 11.7.20)
Held opponent under 100 passing yards	vs. East Tennessee State (68 • 11.23.19)
Shut out opponent.....	vs. East Tennessee State (11.23.19)

Opponent

Score three or more touchdowns.....	Larry Rountree • Missouri (3 • 11.28.20)
Score four or more touchdowns.....	Ja'Marr Chase • LSU (4 • 9.21.19)
Three passing touchdowns	Matt Corral • Ole Miss (6 • 10.31.20)
Four or more passing touchdowns.....	Matt Corral • Ole Miss (6 • 10.31.20)
200 or more passing yards	Connor Bazalak • Missouri (318 • 11.28.20)
300 or more passing yards.....	Connor Bazalak • Missouri (318 • 11.28.20)
400 or more passing yards	Matt Corral • Ole Miss (412 • 10.31.20)
70-yard completion.....	Sindelar-Moore • Purdue (70 • 9.7.19)
100 or more rushing yards	Larry Rountree • Missouri (160 • 11.28.20)
200 or more rushing yards.....	Eric Gray • Tennessee (246 • 11.30.19)
Three or more rushing touchdowns.....	Larry Rountree • Missouri (3 • 11.28.20)
70-yard rush.....	Chris Rodriguez • Kentucky (74 • 11.14.20)
100 or more receiving yards.....	Tyler Badie • Missouri (102 • 11.28.20)
200 or more receiving yards.....	Elijah Moore • Ole Miss (238 • 9.21.19)
Three or more touchdown receptions	Elijah Moore • Ole Miss (3 • 9.21.19)
Kickoff return for touchdown	Nyheim Hines • NC State (100 • 12.26.16)
Punt return for touchdown.....	Richaud Floyd • Missouri (74 • 11.18.17)
Interception return for touchdown	Brandon Lee • Missouri (42 • 11.18.17)
Fumble return for touchdown	Jonathan Greenard • Florida (80 • 11.9.19)
Three or more field goals made.....	Rodrigo Blankenship • Georgia (3 • 8.31.19)
50-yard field goal.....	Rodrigo Blankenship • Georgia (50 • 8.31.19)
70-yard punt	Ryan Janvion • Wake Forest (71 • 11.30.13)
10 or more tackles	Jamin Davis • Kentucky (15 • 11.14.20)
	Marques Bembry • Kentucky (10 • 11.14.20)
	Yusuf Corker • Kentucky (10 • 11.14.20)
Three or more tackles for loss	Ernest Jones • South Carolina (3.0 • 10.10.20)
Two or more sacks	Aaron Sterling • South Carolina (2.0 • 11.2.19)
Two or more interceptions.....	Donovan Stiner • Florida (2 • 11.9.19)
Blocked punt	Micah Baskerville • LSU (9.21.19)
Blocked punt returned for touchdown	Micah Baskerville • LSU (9.21.19)
Blocked field goal.....	Shariff Floyd • Florida (11.5.11)
Blocked PAT	D.J. Wonnum • South Carolina (10.28.17)
Safety.....	Marquis Haynes • Ole Miss (10.14.17)
30 or more first downs	Missouri (31 • 11.28.20)
500 or more yards of total offense.....	Missouri (603 • 11.28.20)
300 or more passing yards.....	Missouri (380 • 11.28.20)
400 or more passing yards.....	Ole Miss (449 • 10.31.20)
200 or more rushing yards.....	Missouri (223 • 11.28.20)
300 or more rushing yards	Kentucky (308 • 11.14.20)
400 or more rushing yards.....	Kentucky (401 • 11.16.19)
40 points or more	Missouri (41 • 11.28.20)
Held Vanderbilt under 200 total yards	Missouri (196 • 11.28.20)
Held Vanderbilt under 100 rushing yards.....	Missouri (93 • 11.28.20)
Held Vanderbilt under 100 passing yards	Florida (77 • 11.9.19)
Shut out Vanderbilt.....	Missouri (11.28.20)