

VANDERBILT

FOOTBALL

2020 Schedule

Date	Opponent	Time • Result
9.26	at #10/11 Texas A&M*	L, 12-17
10.3	#20/17 LSU*	L, 7-41
10.10	South Carolina*	L, 7-41
10.31	Ole Miss*	L, 21-54
11.7	at Mississippi State*	L, 17-24
11.14	at Kentucky* [SEC Network]	11 a.m.
11.21	Florida*	11 a.m.
11.28	Tennessee	TBA
12.5	at Georgia*	TBA
12.12	at Missouri*	TBA

* SEC contest • All times CT

Vanderbilt Commodores (0-5) at Kentucky Wildcats (2-4)

VUCommodores.com
Twitter • @VandyFootball
Instagram • @VandyFootball
Facebook • VanderbiltAthletics
In-Game Notes • @VandyNotes

Nov. 14, 2020 • 11 a.m. CT
Kroger Field • Lexington, Ky.

SEC Network

Dave Neal (play-by-play), DJ Shockley (analyst),
Dawn Davenport (sideline)

WQZQ 830 AM • 93.3 FM

Joe Fisher (play-by-play), Norman Jordan (analyst),
Kevin Ingram (sideline)

Primary Football Contact • Sarah Feters

sarah.feters@vanderbilt.edu • 984.209.9104

Secondary Football Contact • Josh Foster

joshua.foster@vanderbilt.edu • 205.213.5091

• Vanderbilt plays consecutive road games for the first time this season when the Commodores kick against Kentucky at 11 a.m. CT at Kroger Field with live television coverage on SEC Network.

• After not playing a road game in the month of October for the third time in program history, the Commodores close the campaign with four road contests in their final six tilts — at Mississippi State, at Kentucky, at Georgia and at Missouri.

• Saturday's contest marks the 93rd meeting between the Commodores and Wildcats, with Kentucky holding a 46-42-4 series advantage. Vandy has played only two other schools — Tennessee and Ole Miss — more than Kentucky. Vanderbilt is looking for its first victory in the rivalry since 2015. The two have met annually since 1953.

• Vanderbilt's defense held Mississippi State to minus-22 rushing yards, a program record and tied for the 20th fewest allowed in a contest in SEC history.

• Vanderbilt is averaging 1.2 turnovers gained/game, up from an average of 0.9 turnovers gained/game in 2019. The Wildcats enter Saturday's contest with an average of 1.3 turnovers lost/game.

• After notching 1.0 tackle for loss at Mississippi State, senior defensive end Dayo Odeyingbo has increased his career total to 27.0, just 0.5 away from cracking the top eight in Vanderbilt history. Odeyingbo paces the Commodores with 5.0 tackles for loss and 3.5 sacks.

• Vanderbilt recovered three fumbles at Texas A&M, its most in a game since jumping on three at No. 10 Florida on Nov. 7, 2015. Vandy added its latest recovery against Ole Miss at the end of the opening half and is tied for 22nd nationally in fumbles recovered (5). The Commodores had five fumble recoveries in all of 2019.

• The Commodores lead the SEC in fewest penalties (22) and fewest penalty yards (182) while standing second in fewest penalties/game (4.4) and third in fewest penalty yards/game (36.4). A season ago, Vanderbilt did not rank within the top four of the league in any of the four categories.

• In the last two games, Vandy's offense has found its stride by averaging 449.5 yards of total offense. In the first three contests, the unit averaged 256.7 total offensive yards/game.

• The uptick in yardage has led to an increase on the scoreboard. Vanderbilt has tallied 38 points in the last two contests after scoring 26 through the first three contests.

• Ken Seals, who ranks second among SEC freshmen and ninth overall in total offense/game with 206.6, became just the league's third true freshman quarterback to start a season opener — and the first to do so in a true road game — when he took the field at Texas A&M on Sept. 26.

• Seals threw for a career-high 336 yards at Mississippi State, a Vanderbilt freshman record. Seals is the lone Vandy freshman quarterback with two 300-yard passing games in a season. He is also the first Commodore quarterback to register back-to-back 300-yard passing games since Kyle Shurmur against Kentucky (Nov. 11) and Missouri (Nov. 18) in 2017.

• Seals, a native of Azle, Texas, completed 31-of-40 passes (77.5 percent) versus Ole Miss, good for the eighth-best completion percentage in a Commodore contest.

• In the last two weeks, junior wide receiver Cam Johnson has caught 24 passes for 211 yards. He hauled in 14 passes versus Ole Miss, tied for the sixth most in a game and the most by a Commodore since Trent Sherfield's 16 grabs against Austin Peay in 2015. Johnson is the first Vanderbilt wide receiver with 10 or more receptions in consecutive games since Kalija Lipscomb against Nevada (11 on Sept. 8, 2018) and Notre Dame (10 on Sept. 15, 2018).

• Senior wide receiver Chris Pierce Jr. has caught a touchdown pass in consecutive weeks after having two touchdown grabs in his career entering the Ole Miss game. Pierce Jr. and junior tight end Ben Bresnahan are tied for the team lead with two scoring catches apiece.

Kentucky Series History

- Series: Vanderbilt trails, 42-46-4
- Current series streak: Kentucky, W4
- In Nashville: Vanderbilt leads, 27-19-2
- In Lexington: Vanderbilt trails, 15-27-2
- First meeting: 1896 • Nashville • Vanderbilt 6, Kentucky 0
- Last meeting: 2019 • Nashville • Vanderbilt 14, Kentucky 38
- Last Vanderbilt win: 2015 • Nashville • Vanderbilt 21, Kentucky 17
- Longest Vanderbilt win streak: 9, 1896-1918
- This marks the 93rd meeting between Vanderbilt and Kentucky.
- The Commodores and Wildcats have met annually since 1953.
- The Vanderbilt-Kentucky series ranks 15th among most frequently played in the SEC. The Commodores have played only two schools more frequently: Tennessee (114) and Ole Miss (96).
- Vanderbilt controlled the infancy of the Kentucky rivalry, holding a 16-0-1 record against the Wildcats in the first 17 games played (1896-1938).

1901 • In a 22-0 win, Vanderbilt back John Tigert scored one of the Commodores' three touchdowns. Later, Tigert would go on to become a Rhodes Scholar, University of Florida president and U.S. Commissioner of Education (1921-28). He also served as a professor at the University of Kentucky, where he worked as the Wildcats' head basketball coach in 1913 and head football coach from 1915-16. Tigert was elected to the College Football Hall of Fame in 1970.

1940 • With Vanderbilt head coach Red Sanders ill in the hospital, fans poured on the field to salute Vanderbilt players after a 7-7 tie with favored Kentucky. Filling in for Sanders was Vanderbilt assistant/line coach Paul "Bear" Bryant. Six years later, Bryant accepted the Kentucky head coaching position, guiding the Wildcats to a 60-23-5 record in eight years.

1970 • Down 17-0, the Commodores roared back behind quarterback Steve Burger and end Jeff Peeples to score 18 second-half points in a 18-17 road victory.

1995 • Tailback Jermaine Johnson rushed for 137 yards and Damian Allen hit Kenny Simon with a touchdown pass in the fourth to help Vanderbilt claim its fifth straight in the series.

2000 • Quarterback Greg Zolman and right end Tom Simone hooked up for a 7-yard touchdown pass with 1:34 left to give Vanderbilt a 24-20 win.

2003 • Three touchdown passes from Jay Cutler gave Bobby Johnson his first SEC victory as Vanderbilt's head coach.

2005 • A classic in the series due to individual performances from both teams. Kentucky back Rafael Little produced 372 all-purpose yards. Vanderbilt quarterback Jay Cutler set team records with 39 completions and five touchdown passes - all to freshman receiver Earl Bennett, who tied a SEC mark in the process.

2008 • Vanderbilt reached six victories and bowl eligibility behind versatile D.J. Moore, who put together one of the most remarkable performances in Commodore and SEC history. Moore posted two interceptions as a cornerback and two catches for touchdowns as a receiver.

2011 • Behind the rushing of Zac Stacy and the catching of Jordan Matthews, the Commodores earned their sixth victory of the season with a 38-8 home victory over the Wildcats. Stacy produced 135 rushing yards and three touchdowns, while Matthews had 131 yards on six catches. The Vanderbilt defense also held Kentucky to nine first downs and just 32 rushing yards.

2015 • Using trick plays and two interceptions from linebacker Oren Burks, the Commodores upended Kentucky 21-17. The winning touchdown came off the "Sneaky Pete" trick play - a 37-yard pass from quarterback Kyle Shurmur to wideout Caleb Scott.

1896	W	6-0	Nashville, Tenn.
1897	W	50-0	Nashville, Tenn.
1901	W	22-0	Nashville, Tenn.
1906	W	28-0	Nashville, Tenn.
1907	W	40-0	Nashville, Tenn.
1911	W	18-0	Nashville, Tenn.
1916	W	45-0	Lexington, Ky.
1917	W	5-0	Lexington, Ky.
1918	W	33-0	Nashville, Tenn.
1919	T	0-0	Lexington, Ky.
1920	W	20-0	Nashville, Tenn.
1921	W	21-14	Lexington, Ky.
1922	W	9-0	Nashville, Tenn.
1927	W	34-6	Nashville, Tenn.
1928	W	14-7	Nashville, Tenn.
1937	W	12-0	Nashville, Tenn.
1938	W	14-7	Lexington, Ky.
1939	L	13-21	Nashville, Tenn.
1940	T	7-7	Nashville, Tenn.
1941	W	39-15	Lexington, Ky.
1942	W	7-6	Lexington, Ky.
1945	W	19-6	Nashville, Tenn.
1946	L	7-10	Lexington, Ky.
1947	L	0-14	Nashville, Tenn.
1948	W	26-7	Lexington, Ky.
1953	L	14-40	Nashville, Tenn.
1954	L	7-19	Lexington, Ky.
1955	W	34-0	Nashville, Tenn.
1956	L	6-7	Lexington, Ky.
1957	W	12-7	Nashville, Tenn.
1958	T	0-0	Lexington, Ky.
1959	W	11-6	Nashville, Tenn.
1960	L	0-27	Lexington, Ky.
1961	L	3-16	Nashville, Tenn.
1962	L	0-7	Lexington, Ky.
1963	T	0-0	Nashville, Tenn.
1964	L	21-22	Lexington, Ky.
1965	L	0-34	Nashville, Tenn.
1966	L	10-14	Lexington, Ky.
1967	L	7-12	Nashville, Tenn.
1968	W	6-0	Lexington, Ky.
1969	W	42-6	Nashville, Tenn.
1970	W	18-17	Lexington, Ky.
1971	L	7-14	Nashville, Tenn.
1972	L	13-14	Lexington, Ky.
1973	L	17-27	Nashville, Tenn.
1974	L	12-38	Lexington, Ky.
1975	W	13-3	Nashville, Tenn.

1976	L	0-14	Lexington, Ky.
1977	L	6-28	Nashville, Tenn.
1978	L	3-52	Lexington, Ky.
1979	L	10-29	Nashville, Tenn.
1980	L	10-31	Lexington, Ky.
1981	L	10-17	Nashville, Tenn.
1982	W	23-10	Lexington, Ky.
1983	L	8-17	Nashville, Tenn.
1984	L	18-27	Lexington, Ky.
1985	W	31-24	Nashville, Tenn.
1986	L	22-34	Lexington, Ky.
1987	W	38-29	Nashville, Tenn.
1988	L	13-14	Lexington, Ky.
1989	L	11-15	Nashville, Tenn.
1990	L	21-28	Lexington, Ky.
1991	W	17-7	Nashville, Tenn.
1992	W	20-7	Lexington, Ky.
1993	W	12-7	Nashville, Tenn.
1994	W	24-6	Lexington, Ky.
1995	W	14-10	Nashville, Tenn.
1996	L	0-25	Lexington, Ky.
1997	L	10-21	Nashville, Tenn.
1998	L	17-55	Lexington, Ky.
1999	L	17-19	Nashville, Tenn.
2000	W	24-20	Lexington, Ky.
2001	L	30-56	Nashville, Tenn.
2002	L	21-41	Lexington, Ky.
2003	W	28-17	Nashville, Tenn.
2004	L	13-14	Lexington, Ky.
2005	L	43-48	Nashville, Tenn.
2006	L	26-38	Lexington, Ky.
2007	L	20-27	Nashville, Tenn.
2008	W	31-24	Lexington, Ky.
2009	L	13-24	Nashville, Tenn.
2010	L	20-38	Lexington, Ky.
2011	W	38-8	Nashville, Tenn.
2012	W	40-0	Lexington, Ky.
2013	W	22-6	Nashville, Tenn.
2014	L	7-17	Lexington, Ky.
2015	W	21-17	Nashville, Tenn.
2016	L	13-20	Lexington, Ky.
2017	L	21-44	Nashville, Tenn.
2018	L	7-14	Lexington, Ky.
2019	L	14-38	Nashville, Tenn.

Team

MASON LOOKING TO CRACK TOP 5

- Mason's 27 wins are two victories away for a tie for fourth in program history:

Coach	Seasons	Wins
1. Dan McGugin	1904-34	197
2. Art Guepe	1953-62	39
3. Red Sanders	1940-48	36
4. Ray Morrison	1918, 1935-39	29
Bobby Johnson	2002-09	29
6. Derek Mason	2014-present	27

MASON IS SEC'S LONGEST-TENURED BLACK HEAD COACH

- Mason, in his seventh season at Vanderbilt, is the longest-tenured Black head coach in Southeastern Conference history.

Coach	School	Span
1. Derek Mason	Vanderbilt	2014-present
2. Kevin Sumlin	Texas A&M	2012-17
3. Sylvester Croom	Mississippi State	2004-08
4. Joker Phillips	Kentucky	2010-12
James Franklin	Vanderbilt	2011-13
6. Randy Shannon	Florida	Four-game interim head coach in 2017
7. Bryan McClendon	Georgia	Interim head coach for 2015 TaxSlayer Bowl
Greg Knox	Mississippi State	Interim head coach for 2017 TaxSlayer Bowl

SIXTEEN COMMODORE FIRST-TIME STARTERS

- Sixteen Vanderbilt student-athletes have earned their first collegiate starts this season: Amir Abdur-Rahman (Jr., WR), Bradley Ashmore (Fr., RT), Justin Ball (So., TE), Ethan Barr (Fr., LB), Nate Clifton (So., DT), Justin Harris (So., S), Jayden Harrison (So., WR), Julian Hernandez (So., RG), Gabe Jeudy-Lally (So., CB), Donovan Kaufman (Fr., S), Chase Lloyd (Fr., S), Ja'Veon Marlow (Jr., RB), Anfernee Orji (So., ILB), Alston Orji (Jr., ILB), Ken Seals (Fr., QB) and Maxwell Worship (Jr., S).
- Two others have been first-time starters in a Vanderbilt uniform: Connor Mignone (5th, RT) and Raashaan Wilkins Jr. (Jr., DT).
- Vandy's 16 first-time starters are among the most in the country. Navy leads the way with its 23 first-time starters.

THIRTEEN TRUE FRESHMEN MAKE DEBUTS

- Thirteen Commodore true freshmen have made their debuts: Ashmore (OL), Ethan Barr (LB), Jack Barton (LB), Ben Cox (OL), Tommy Eckels (LB), Rocko Griffin (RB), Kaufman (DB), Logan Kyle (WR), Lloyd (DB), Seals (QB), Will Sheppard (WR), De'Rickey Wright (DB) and Mike Wright (QB).

FEW FLAGS

- Vanderbilt ranks in the top 50 nationally in four penalty categories:

Category	Number	NCAA Ranking
Fewest Penalties/Game	4.4	17th
Fewest Penalty Yards/Game	36.4	13th
Fewest Penalties	22	44th
Fewest Penalty Yards	182	44th

- The Commodores lead the SEC in fewest penalties and penalty yards while standing second in penalties/game and third in penalty yards/game.
- A year ago, Vanderbilt did not rank within the top four of the league in any of the four categories.

LOOKING TO SNAP THE ROAD SKID

- The Commodores head to Kentucky looking for their first road win since a 45-31 triumph at Arkansas on Oct. 27, 2018. Vandy has dropped its last eight road tilts.

A LATE END TO 2020

- Vandy's scheduled Dec. 12 tilt at Missouri, rescheduled from Oct. 17, will be the latest regular season game in program history.
- The Commodores have played 23 regular season games in December and none since a Dec. 1, 2001, matchup against Ole Miss.

GRADUATES ALL OVER THE FIELD FOR THE COMMODORES

- Twelve student-athletes on the 2020 roster have already earned their undergraduate degrees and are currently pursuing master's degrees: Tyrell Alexander, Drew Birchmeier, Elijah Hamilton, Kenny Hebert, Mac Hereford, Scott Meyer, Connor Mignone, Oren Millstein, Andre Mintze, Stephen Spanellis, Cameron Tidd and Jamauri Wakefield.

MESSAGES ON DISPLAY

- For the 2020 season, Vanderbilt student-athletes were given the option of choosing a message to display on their sweat plate on the back of the helmet. Fifteen messages will be on display throughout the course of the season, including: Black Lives Matter, Equality, I Am Second, Say Their Names, Turner's Heroes and No Justice No Peace.

#FEEDOURHEROES

- When the coronavirus pandemic arrived in Nashville, Mason and his wife Leighanne came up with a way to give back to the community. As part of the Masons' #FeedOurHeroes initiative, they purchased meals from 10 local restaurants to feed 700 individuals across 16 medical sites.

Offense

TRUE FRESHMAN SEALS AT QUARTERBACK

- True freshman Ken Seals became the third SEC true freshman to start a season opener since freshman eligibility was restored in 1972, and the first to do so in a true road game. Seals is one of eight true freshman to start at quarterback for Vanderbilt since the NCAA restored freshman eligibility in 1972:

Season	Quarterback	Debut Opponent
2020	Ken Seals	Texas A&M
2015	Kyle Shurmur	Missouri
2014	Wade Freebeck	Massachusetts
1998	David Wallace	Alabama
1993	Kenny Simon	Alabama
1985	Tim Richardson	Ole Miss
1985	John Gromos	Iowa State
1975	Mike Wright	Florida

SEALS SETS VANDERBILT ROOKIE SINGLE-GAME PASSING YARDAGE RECORD

- Seals' 336 passing yards at Mississippi State were the most by a Vanderbilt freshman in a single game in program history.
- Seals is the only Commodore freshman to surpass 300 passing yards in a contest twice in the same season, and one of just three to reach the 300-yard plateau:

Freshman	Passing Yards	Opponent	Date
1. Ken Seals	336	at Mississippi State	Nov. 7, 2020
2. Ken Seals	319	vs. Ole Miss	Oct. 31, 2020
3. John Gromos	316	vs. Virginia Tech	Nov. 16, 1985
4. Tim Richardson	304	at Ole Miss	Oct. 26, 1985

SEALS ONE OF THREE VANDERBILT FRESHMEN TO REACH 1,000 YARDS

- Seals is one of three Vanderbilt freshmen to reach 1,000 passing yards in a season:

Freshman	Passing Yards	Season
1. John Gromos	1,483	1985
2. Jay Cutler	1,433	2002
3. Ken Seals	1,066	2020

2020 TRUE FRESHMEN WITH 300 PASSING YARDS IN A GAME

- Seals joins Clemson's D.J. Uiagalelei as the only true freshmen in 2020 to reach 300 passing yards in a contest:

Quarterback (School)	Passing Yards	Opponent	Date
1. D.J. Uiagalelei (Clemson)	439	at Notre Dame	Nov. 7, 2020
2. D.J. Uiagalelei (Clemson)	342	vs. Boston College	Oct. 31, 2020
3. Ken Seals (Vanderbilt)	336	at Mississippi State	Nov. 7, 2020
4. Ken Seals (Vanderbilt)	319	vs. Ole Miss	Oct. 31, 2020

ACCURATE WITH THE FOOTBALL

- Seals is tied for 24th in the country in completion percentage at 67.1 percent.
- Among freshmen nationally who have played in more than one game, Seals stands fourth in overall completion percentage:

Freshman (School)	Completion Percentage
1. Grayon McCall (Coastal Carolina)	69.6
2. Connor Bazelak (Missouri)	69.1
3. Spencer Rattler (Oklahoma)	67.8
4. Ken Seals (Vanderbilt)	67.1

- Against Ole Miss, Seals completed 31-of-40 passes, good for the eighth-best completion percentage by any Vanderbilt quarterback in a contest:

Freshman (Opponent, Year)	Completion Percentage
1. Kyle Shurmur (vs. Tennessee, 2018)	88.6
2. Johnny McCray (vs. Austin Peay, 2015)	84.8
3. Hank Lesense (at Georgia, 1961)	81.8
4. Jordan Rodgers (vs. Massachusetts, 2012)	81.0
5. Austyn Carta-Samuels (vs. UAB, 2013)	79.3
6. Austyn Carta-Samuels (vs. Kentucky, 2013)	79.2
7. Austyn Carta-Samuels (vs. Tennessee, 2013)	77.8
8. Ken Seals (vs. Ole Miss, 2020)	77.5
9. Jay Cutler (at South Carolina, 2003)	77.1
10. Kyle Shurmur (vs. Tennessee State, 2018)	75.9

A 100-100 NIGHT

- At Mississippi State, sophomore Keyon Henry-Brooks (115 rushing yards) and junior Cam Johnson (108 receiving yards) become the first duo to reach 100 ground yards and 100 air yards in the same contest since Ke'Shawn Vaughn (138 rushing yards) and Kalija Lipscomb (100 receiving yards) against Northern Illinois on Sept. 28, 2019.

HENRY-BROOKS HITS THE CENTURY MARK

- Despite missing the first two games, Henry-Brooks is the Commodores' leading rusher with 253 yards, including a career-high 115 at Mississippi State.
- Henry-Brooks has rushed for at least 65 yards in each of his last four outings, finishing the 2019 campaign with 70 at Tennessee. In his four most recent appearances, Henry-Brooks has surpassed his yards/rush, yards/game and total rushing yardage from his first 10 appearances combined:

Games	Rushes	Yards	Yards/Rush	Yards/Game
First 10	43	182	4.2	18.2
Last 4	69	323	4.7	80.8

A DUAL THREAT OUT OF THE BACKFIELD

- Henry-Brooks doubles as a receiving threat out of the backfield, totaling 207 yards on 20 catches this fall.
- He leads Southeastern Conference running backs in receiving yards per game and paces the conference in yards of total offense a game:

Student-Athlete (School)	Total Offensive Yards/Game
1. Keyon Henry-Brooks (Vanderbilt)	153.3
2. Najee Harris (Alabama)	149.5
3. Tank Bigsby (Auburn)	148.8
4. Elijah Moore (Ole Miss)	140.8
5. DeVonta Smith (Alabama)	133.8

- Henry-Brooks' 97 receiving yards at Mississippi State are the fourth most in the SEC by an active running back in a game this fall. He is the lone back in the league with two or more games with 80 or more receiving yards:

Running Back (Team)	Yards	Opponent	Date
1. Aini Smith (Texas A&M)	123	at Alabama	Oct. 3, 2020
2. James Cook (Georgia)	101	at Alabama	Oct. 17, 2020
3. Malik Davis (Florida)	100	vs. Georgia	Nov. 7, 2020
4. Keyon Henry-Brooks (Vanderbilt)	97	at Mississippi State	Nov. 7, 2020
5. Keyon Henry-Brooks (Vanderbilt)	89	Ole Miss	Oct. 31, 2020

PIERCE JR. FINDING HIS GROOVE

- After totaling three receptions for 29 yards in the first three games of the season, senior wide receiver Chris Pierce Jr. has recorded 10 grabs for 122 yards and two touchdowns in the last two contests.
- Pierce Jr. had two career touchdown grabs entering the Ole Miss game.

2020	Catches	Yards	Yards/Catch	Yards/Game
First 3 Games	3	29	9.7	9.7
Last 2 Games	10	122	12.2	61.0

BRESNAHAN ENJOYING 2020

- Junior tight end Ben Bresnahan, in his first year as a starter, has eclipsed his career reception and yardage total. The medicine, health and society major entered the season with seven career grabs for 105 yards. This fall he owns 17 catches for 169 yards.
- Among tight ends in the SEC, Bresnahan ranks fifth in receptions and tied for fourth in touchdown receptions:

Tight End (School)	Receptions	TD Receptions
1. Jalen Wydermeyer (Texas A&M)	28	4
2. Kyle Pitts (Florida)	24	8
3. Kenny Yeboah (Ole Miss)	22	6
Arik Gilbert (LSU)	22	2
5. Ben Bresnahan (Vanderbilt)	17	2

JOHNSON'S 14-CATCH DAY

- Junior wide receiver Cam Johnson finished the Ole Miss game with a career-high 14 receptions, tied for the sixth most in a game in program history:

Student-Athlete	Receptions	Opponent	Date
1. Norman Jordan	20	vs. Air Force	Dec. 31, 1982
2. Keith Edwards	17	vs. Georgia	Oct. 15, 1983
3. Trent Sherfield	16	vs. Austin Peay	Sept. 19, 2015
Earl Bennett	16	at South Carolina	Oct. 22, 2005
5. Bob Goodridge	15	vs. Navy	Nov. 18, 1967
6. Earl Bennett	14	at Tennessee	Nov. 19, 2005
Cam Johnson	14	vs. Ole Miss	Oct. 31, 2020

JOHNSON KEEPS ON CATCHING

- Johnson followed his 14-catch outing against Ole Miss with 10 grabs at Mississippi State. He is the first Commodore with consecutive double-digit reception performances since Kalija Lipscomb against Nevada (11 on Sept. 8, 2018) and Notre Dame (10 on Sept. 15, 2018).
- Johnson set a career high with 114 receiving yards at Mississippi State, becoming the first Commodore to reach the 100-yard mark since Chris Pierce Jr.'s 133 on Sept. 7, 2019 against Purdue.
- Johnson, a human and organizational development major, enters the Kentucky game ranked fifth among active players SEC in receptions per game. The Commodores have the only pair of teammates within the top five:

Student-Athlete (School)	Receptions/Game
1. Elijah Moore (Ole Miss)	10.2
2. DeVonta Smith (Alabama)	9.3
3. Shi Smith (South Carolina)	7.2
4. Keyon Henry-Brooks (Vanderbilt)	6.7
5. Cam Johnson (Vanderbilt)	6.6

300, 100 AND 100

- At Mississippi State, and for the second time under head coach Derek Mason, Vandy had a quarterback with 300 or more passing yards (Ken Seals; 336), a back with 100 or more rushing yards (Keyon Henry-Brooks; 115) and a Commodore with 100 or more receiving yards (Cam Johnson; 114).
- The only other time Vandy accomplished the feat under Mason was Nov. 26, 2016, versus Tennessee [416, Kyle Shurmur (pass); 184, Trent Sherfield (receiving); 114, Ralph Webb (rush)].
- The tilt versus the Bulldogs also marked the fifth under Mason with a 100-yard rusher and 100-yard receiver, and first time against as SEC foe since the 2016 clash against Tennessee.

MOST OFFENSIVE YARDS IN AN SEC GAME SINCE 2017

- The Commodores posted 478 yards of total offense at Mississippi State, their most in a Southeastern Conference game since 529 at Tennessee in the 2017 finale.
- Vanderbilt has consecutive 400-yard total offense performances against SEC foes for the first time since taking on Arkansas (442) and Missouri (465) in 2018.

TD PASSES IN FIVE STRAIGHT GAMES

- The Commodores own at least one passing touchdown in all five games this season. It is the first time since the final seven contests of 2018 that Vandy has had an aerial score in at least five consecutive contests.

31 COMPLETIONS AGAINST OLE MISS AND MISSISSIPPI STATE

- Vanderbilt completed 31 passes against both Ole Miss and Mississippi State, tying for the most under head coach Derek Mason.
- Vandy also completed 31 passes against Purdue on Sept. 7, 2019, and versus Tennessee on Nov. 24, 2018.

GUIDING THE OFFENSE IN 2020

- The Vanderbilt offense is under new oversight in 2020 with offensive coordinator Todd Fitch taking over the reins. Fitch, a 35-year college football veteran, came to West End after a successful stint with head coach Skip Holtz at Louisiana Tech, where he helped the Bulldogs to four consecutive postseason victories.
- Vandy welcomed two more new offensive assistant coaches in 2020 with Tony Ball (wide receivers) and Pete Rossomando (offensive line).
- Fitch (1986) and Vanderbilt baseball head coach Tim Corbin (1984) are graduates of Ohio Wesleyan.

Defense**ODEYINGBO NEARS VANDERBILT CAREER TOP EIGHT IN TACKLES FOR LOSS**

- With 1.0 tackle for loss at Mississippi State, senior defensive end Dayo Odeyingbo upped his career total to 28.0 tackles for loss, just shy of the Vanderbilt top eight:

Student-Athlete	Tackles for Loss	Seasons
1. Jamie Winborn	45.0	1998-2000
2. Matt Stewart	41.5	1997-2000
3. Zach Cunningham	39.5	2014-16
4. Alan Young	34.0	1991-93
5. Moses Osemwegie	30.5	2002-05
6. Chris Marve	30.0	2008-11
Joe Staley	30.0	1979-82
8. Jamie Duncan	28.5	1994-97
James Manley	28.5	1992-95
-- Dayo Odeyingbo	28.0	2017-20

- Odeyingbo leads the Commodores with 5.0 tackles for loss, tied for 10th in the SEC, and 3.5 sacks, tied for the sixth-highest league total.

MOORE AMONG ACTIVE LEADERS IN TACKLES PER GAME

- Senior linebacker Dimitri Moore, who has made eight or more tackles twice this season, ranks 19th among active FBS players in career tackles/game with 6.87.
- Among active SEC student-athletes, Moore stands third in career tackles/game:

Student-Athlete (School)	Tackles/Game
1. Ernest Jones (South Carolina)	7.52
2. Bumper Pool (Arkansas)	6.93
3. Dimitri Moore (Vanderbilt)	6.87

MAHONEY PACES COMMODORES IN TACKLES

- Sophomore cornerback Jaylen Mahoney leads the Commodores in tackles with 33, an average 8.3 tackles/game, good for 12th in the SEC. Mahoney entered the season with 23 career tackles in 12 games played.
- Mahoney has booked at least nine tackles in each of the last three games.

HARRIS TURNS IN CAREER GAME AT MISSISSIPPI STATE

- Junior safety Brendon Harris turned his best collegiate performance at Mississippi State with a personal-best 10 tackles and his first two career pass breakups.
- Harris' previous tackle high was nine against UNLV on Oct. 12, 2019.

OWUSU FINDS WAY TO THE QUARTERBACK

- Senior linebacker Michael Owusu has recorded 1.0 tackle for loss in each of the last two games. Owusu had 3.0 tackle for loss in his career entering the Ole Miss contest.

DEFENSE SHOWS RUSHING YARDAGE IMPROVEMENT

- Through five Southeastern Conference games, the Commodore defense has shown improvement from the 2018 and 2019 seasons in rushing yards allowed:

Season	Rushing Yards/Game
2020	160.6
2019	255.4
2018	254.2

DEFENSE REBOUNDS AGAINST MISSISSIPPI STATE

- After allowing a season-high 641 total yards of offense to Ole Miss, the Commodore defense rallied versus Mississippi State and held the Bulldogs to 204, the second fewest surrendered to an SEC team under head coach Derek Mason and the least since 188 to Missouri on Oct. 24, 2015.

BULLDOGS HELD TO MINUS-22 RUSHING YARDS

- Backed by 3.0 sacks, Vanderbilt held Mississippi State to a program-record minus-22 rushing yards. The Commodores did not allow a rush of more than four yards during the contest.
- The contest was the 11th in Southeastern Conference history in which one league foe held another to minus-22 total rushing yards or fewer.
- It marked the first SEC contest in which a program had minus-22 total rushing yards or fewer since the Bulldogs were held to minus-64 yards against Ole Miss in 2008.
- The minus-22 rushing yards allowed is tied for the 20th-best mark in a single game in SEC history. In Vanderbilt history, the previous best was minus-15 yards:

Opponent	Rushing Yards Allowed	Date
1. Mississippi State	-22	Nov. 7, 2020
2. Louisville	-15	Nov. 15, 1941
3. Western Kentucky	-6	Nov. 4, 2017

CREATING TURNOVERS

- The Commodores are 13th in the SEC in total turnovers gained with six (1.2 turnovers gained/game), coming from five fumbles and one interception.
- Vandy finished the entire 2019 campaign with just 11 turnovers gained in 12 games (0.9 turnovers gained/game).
- The 1.2 turnovers gained per game are the most for Vanderbilt since 2018 and the fourth most under head coach Derek Mason:

Season	Turnovers Gained/Game
2020	1.2
2019	0.9
2018	1.7
2017	0.8
2016	1.5
2015	1.4
2014	1.1

JUMPING ON THE LOOSE BALL

- Vanderbilt recovered three fumbles at Texas A&M, a first for the Commodores since falling on three at No. 10 Florida on Nov. 7, 2015, and second time under Mason.
- The Commodores enter the Kentucky game tied for 22nd nationally in fumbles recovered with five.
- Junior safety Brendon Harris forced his first career fumble against South Carolina with junior defensive lineman Raashaan Wilkins Jr. making his first career recovery.

PRESSURE ON THE PASSER

- The Commodores were credited with seven quarterback pressures against South Carolina, tied with seven against Middle Tennessee on Sept. 10, 2016, for their most under Mason.
- Through five Southeastern Conference games, Vanderbilt had been credited with 15 quarterback pressures. Last season in eight SEC games, the Commodores collected 15 quarterback pressures.
- Vanderbilt is averaging 3.0 quarterback pressures per game, its highest rate under Mason:

Season	Quarterback Pressures/Game
2020	3.0
2019	1.8
2018	2.2
2017	2.5
2016	1.8
2015	1.6
2014	1.4

GETTING BEHIND THE LINE

- Vanderbilt booked a season-high 8.0 tackles for loss against South Carolina. The 8.0 stops behind the line of scrimmage were the most for the Commodores against a Power 5 foe since 8.0 against Missouri on Oct. 19, 2019.
- Vandy's tackles for loss numbers have been on the rise in the last three weeks compared with the first two contests:

Games	Tackles for Loss/Game	Total Yards Lost
First 2	2.0	12
Last 3	6.3	69

LOCKING DOWN ON THIRD DOWN

- Opponents have converted just 24-of-58 third downs against Vanderbilt this season. The Commodores rank eighth in the conference in third-down conversion percentage allowed (41.4%).

LEADING TACKLERS ARE BACK

- Vanderbilt brought back its top tackler in linebacker Dimitri Moore (99) as well as the team leader in tackles for loss in defensive end Dayo Odeyingbo (12.0) and sacks in linebacker Andre Mintze (4.5).

DEFENSE UNDER NEW LEADERSHIP IN 2020

- The Vanderbilt defense features a new coordinator for 2020 with Ted Roof coming to West End. Roof, a championship-winning defensive coordinator and former Power Five head coach, marks his 33rd year in college football.
- Vandy welcomes two more new defensive assistant coaches in 2020 with Aaron Henry (cornerbacks) and Kenechi Udeze (linebackers).

Special Teams**KICKOFF RETURN FINDING SUCCESS**

- The Commodores did not return a kickoff at Mississippi State, but are averaging 23.2 yards/runback, the fourth-best mark in the SEC.
- Vandy has not been in the top four in the league in kickoff returns since finishing 2017 fourth with an average of 22.0 yards/return. The 23.2 yards/kickoff return are on pace for the Commodores' highest average since 2016:

Season	Kickoff Return Average
2020	23.2
2019	18.4
2018	19.6
2017	22.0
2016	23.6

PUNT RETURNS UNIT RANKED FIFTH IN THE SEC

- Vanderbilt is ranked fifth in the SEC in punt return average at 9.2 yards/runback.
- A year ago, the Commodores finished 10th in the SEC with a 9.3 yards/punt return average.

SMITH SECOND AMONG ACTIVE PLAYERS IN PUNTS PER GAME

- Junior Harrison Smith ranks second among active players in punts/game:

Student-Athlete (School)	Punts/Game
1. Adam Korsak (Rutgers)	6.30
2. Harrison Smith (Vanderbilt)	6.06
3. Matt Ference (Northern Illinois)	5.98
4. Derek Adams (Northwestern)	5.89
5. Blake Hayes (Illinois)	5.78

WHEATLEY BOOKS FIRST CAREER PUNTS

- Sophomore Jared Wheatley filled in for Smith against Ole Miss and recorded his first career punts. Wheatley, who did not see action in 2019, booted five balls for an average of 33.2 yards/punt and a long of 55 yards.
- Wheatley tallied four boots downed inside the Rebel 20-yard line, one less than Smith had in the first three games this season.
- Wheatley was named the 2018 South Charlotte Punter of the Year while attending Porter Ridge (N.C.) High School.
- Smith led the SEC in total punting yardage (3,313) in 2019 and stood sixth nationally.

NEW KICKERS ALL AROUND

- Vanderbilt deploys a variety of kickers depending on the situation in 2020.
- Junior Pierson Cooke has served as the primary field goal kicker and kickoff specialist. He had not attempted a placement kick in college before the Texas A&M tilt.
- Last fall, Cooke kicked off 29 times for 1,816 yards and 20 touchbacks. This year he has handled all 14 of the Commodores' kickoffs, averaging 60.5 yards per boot with seven touchbacks.
- Cooke owns all six of Vandy's field goal tries in 2020, going 2-for-6, converting his first attempt from 33 yards, missing on next four tries and drilling a 41-yarder in the final minute at Mississippi State.
- For the last two games, junior Wes Farley has served as the PAT specialist, drilling all five attempts.
- Farley did not play prep football, but was a three-year starter for the soccer squad at New Canaan (Conn.) High School.

#NFLDores

14 ON NFL ROSTERS

- Vanderbilt has 14 former Commodores on NFL rosters:
 - Khari Blasingame, FB, Tennessee Titans
 - Oren Burks, LB, Green Bay Packers
 - Adam Butler, DT, New England Patriots
 - Zach Cunningham, LB, Houston Texans
 - Casey Hayward Jr., CB, Los Angeles Chargers
 - Tre Herndon, CB, Jacksonville Jaguars
 - Will Holden, OG, Baltimore Ravens (Practice Squad)
 - Jared Pinkney, TE, Atlanta Falcons (Practice Squad)
 - Spencer Pulley, C, New York Giants
 - Trent Sherfield, WR, Arizona Cardinals
 - Justin Skule, OT, San Francisco 49ers
 - Ke'Shawn Vaughn, RB, Tampa Bay Buccaneers
 - Stephen Weatherly, DE, Carolina Panthers
 - Joejuan Williams, CB, New England Patriots

DUO HELPS FORM BLACK STUDENT-ATHLETE GROUP

- Senior defensive lineman Cam Robinson and junior linebacker Elijah McAllister teamed up with track's Taiya Shelby and soccer's Olivia Simmons to take action, focusing on improving the Black student-athlete experience at Vanderbilt, among other issues.
- One of their first acts was to help organize a voter registration drive on Tuesday, Sept. 22 at Vanderbilt Stadium. The event was one of several campus efforts planned to encourage voter engagement.
- Also among the students' goals are to create a safe and comfortable space for Black student-athletes, provide a formal support system to offer the necessary actions and conversations to improve the social experience of Black student-athletes at Vanderbilt, work to address racial issues in sports and offer guidance toward professional development and personal growth.
- A three-day event in January at the University of Texas, the Black Student-Athlete Summit, motivated Shelby and McAllister to be change agents in West End. It was there they met student-athletes from around the country, participated in workshops and discussions, and heard from guest speakers like journalist Jemele Hill.

ACADEMIC ACHIEVEMENT

- Off the field, the Vanderbilt football team topped the SEC with a Graduation Success Rate (GSR) of 95 for the 2018-19 academic year.
- Vanderbilt was one of seven schools to earn Division I Academic Progress Rate (APR) Public Recognition Award for four straight years (2016-19): Air Force, Duke, Michigan, Northwestern, Stanford and Wisconsin were the others.

GEORGE-MINTZE VLOG GOES VIRAL

- On Sept. 4, senior cornerback Allan George proposed to his girlfriend Katlyn Richardson, who is a member of the Vanderbilt cheerleading squad. Senior linebacker Andre Mintze filmed the moment, which took place inside Vanderbilt Stadium, and posted it on his YouTube Channel - Dre Mintze TV.
- The video has received more than 20,000 views and was picked up by SportsCenter and Bleacher Report.

HAYE A VANDERBILT AND SEC LEGEND

- Second-year defensive line coach Jovan Haye was a two-time captain and All-Southeastern Conference performer for the Commodores while starting 34 games on the defensive line from 2002-04.
- Haye was also tabbed Vanderbilt's SEC legend in 2019.

ROSSOMANDO A NORTHEAST-10 CONFERENCE OUTSTANDING INDIVIDUAL

- During the 2020-21 Academic Year the Northeast-10 is celebrating its 40th anniversary by honoring 40 outstanding individuals and 40 iconic moments from throughout the conference's history. Vanderbilt offensive line coach Pete Rossomando was tabbed as one of the league's outstanding individuals.
- Rossomando was named the head coach of the University of New Haven in December 2007, after the university reinstated its football program following a five-year hiatus. During his five years leading the Chargers, the program went 42-13 and made two NCAA Division II playoff appearances. Rossomando was named Liberty Mutual NCAA Division II National Coach of the Year following the 2012 season.

SEC COUNCIL MEMBERS

- Head coach Derek Mason, along with Vanderbilt baseball head coach Tim Corbin and athletic director Candice Lee, currently serve on the SEC Council on Racial Equity and Social Justice, a league-wide body consisting of a diverse group of student-athletes, administrators, coaches and SEC staff.

VANDERBILT UNIVERSITY • VANDERBILT ATHLETICS

- Vanderbilt is ranked 14th among national universities by U.S. News & World Report. It ranks ninth in best value schools and 12th in best undergraduate teachings by the magazine.
- According to the 2021 Princeton Review, Vanderbilt ranks second for best quality of life, happiest students and most beautiful campuses in the nation.
- The university was founded in 1873 with a \$1 million gift from "Commodore" Cornelius Vanderbilt. Kirkland Hall, which continues as the main administration building on campus, is the only original structure that remains today.
- In September, the university launched Destination Vanderbilt, a \$100 million university excellence initiative to recruit new faculty. Over the next two to four years, the university will leverage the investment to recruit approximately 60 faculty who are leaders and rising stars in their fields.
- An internationally renowned political scientist and management scholar, Daniel Diermeier is the ninth chancellor of Vanderbilt University. He began his term as chancellor on July 1, 2020.
- The largest college on campus is Arts & Science with 4,046 undergraduates. The Divinity School is the smallest college with 176 students.
- The 340-acre Vanderbilt campus, situated in an urban setting just two miles from business and governmental core of Nashville, is designated as an arboretum, and features approximately 300 species of trees and shrubs.
- Vanderbilt teams have captured five NCAA championships, all since 2007. The Commodore baseball team won the most recent national trophy, claiming the 2019 College World Series in June. It was the second NCAA title for head coach Tim Corbin and the Vanderbilt baseball team. Other NCAA titles have been earned by women's bowling (2007, 2018) and women's tennis (2015).
- In 2019-20, Vanderbilt had the smallest undergraduate enrollment (6,886) and total enrollment (13,131) in the Southeastern Conference.
- Vanderbilt is a charter member of the Southeastern Conference.
- Vanderbilt Athletics is the only Power 5 Conference member, and one of two FBS programs, with an African American in the key roles of athletics director (Candice Storey Lee), football head coach (Derek Mason) and men's basketball head coach (Jerry Stackhouse).
- Vanderbilt athletics director Candice Storey Lee is one of five female athletic directors at Power 5 schools, joining University of Washington's Jennifer Cohen, Penn State's Sandy Barbour, Pittsburgh's Heather Lyke and Virginia's Carla Williams.
- Notable Vanderbilt alumni include PGA Tour FedEx Cup winner Brandt Snedeker, LPGA golfer and 2019 Solheim Cup USA team member Marina Alex, NBA champions Will Perdue, Festus Ezeli and Damian Jones, numerous Major League Baseball standouts such as David Price, Sonny Gray, Dansby Swanson and Walker Buehler, and more than 12 players active in the NFL such as cornerbacks Casey Hayward and Joejuan Williams, linebackers Zach Cunningham and Oren Burks, lineman Stephen Weatherly and receiver Trent Sherfield.
- Off the field, other prominent alumni include NBC Sunday Morning Show host and MSNBC's Morning Joe co-host Willie Geist, country music star Dierks Bentley, best-selling author James Patterson and ESPN baseball expert Buster Olney.

Depth Chart (as of Nov. 9)

Offense							Defense						
WR	19	Pierce Jr., Chris	6-4	231	Sr.	Sociology	DE	10	Odeyingbo, Dayo	6-6	276	Sr.	Medicine, Health and Society
	11	Alexander, Tyrell	6-1	184	5th	Learning, Diversity and Urban Studies		94	Reitmaier, Rutger	6-3	266	Jr.	Sociology
WR	7	Johnson, Cam	6-0	198	Jr.	Human and Organizational Development	- or-	96	Clifton, Nate	6-5	267	So.	Undeclared
	88	Harrison, Jayden	5-10	191	So.	Undeclared	DT	9	Davis, Daevion	6-2	285	So.	Medicine, Health and Society
	18	Kyle, Logan	6-3	207	Fr.	Undeclared		99	Langham, Malik	6-5	290	Jr.	Medicine, Health and Society
TE	86	Bresnahan, Ben	6-4	244	Jr.	Medicine, Health and Society	DT	95	Wilkins Jr., Raashaan	6-3	307	Jr.	Economics
	84	Ball, Justin	6-6	245	So.	Undeclared		92	Green, Derek	6-5	320	So.	Undeclared
		10	Schoenwald, Gavin	6-4	237	Jr.	Human and Organizational Development	OLB	48	Mintze, Andre	6-3	249	5th
LT	54	Steen, Tyler	6-5	317	Jr.	Human and Organizational Development	44		James, Christian	6-4	250	So.	Undeclared
	69	Bapst, Brayden	6-6	300	So.	Human and Organizational Development	97		Surgers, Lorenza	6-5	258	Jr.	Communication Studies
	75	Cox, Ben	6-5	292	Fr.	Undeclared	ILB	26	Orji, Anfernee	6-2	224	So.	Computer Engineering
LG	62	Hernandez, Julian	6-4	312	So.	Undeclared		12	DeVault-Smith, Brayden	6-3	227	Sr.	Sociology
	68	Brooks Jr., Jason	6-4	275	Fr.	Undeclared	ILB	7	Moore, Dimitri	6-3	234	Sr.	Cinema and Media Arts
C	63	Miller, Grant	6-4	295	Sr.	Human and Organizational Development		24	Orji, Alston	6-2	245	Jr.	American Studies
	65	Warden, Michael	6-2	289	Jr.	Economics		-or-	50	Barr, Ethan	6-3	236	Fr.
	-or-	62	Hernandez, Julian	6-4	312	So.	Undeclared	OLB	88	Owusu, Michael	6-5	240	Sr.
RG	77	Mignone, Connor	6-4	302	5th	Data Science	21		Hebert, Kenny	6-4	237	Sr.	Sociology
	68	Brooks Jr., Jason	6-4	275	Fr.	Undeclared	CB	5	Williams, DC	5-11	193	Sr.	American Studies
RT	70	Ashmore, Bradley	6-6	294	Fr.	Undeclared		28	George, Allan	6-1	187	Sr.	Medicine, Health and Society
	69	Bapst, Brayden	6-6	300	So.	Human and Organizational Development		15	Hamilton, Elijah	6-2	205	5th	Medicine, Health and Society
QB	8	Seals, Ken	6-3	218	Fr.	Computer Science	S	33	Jerkins, Dashaun	6-0	190	Jr.	Medicine, Health and Society
	6	Moussa, Jeremy	6-3	219	Jr.	Medicine, Health and Society		13	Harris, Brendon	6-1	212	Jr.	Medicine, Health and Society
	5	Wright, Mike	6-3	187	Fr.	Undeclared		-or-	42	Coleman, Camden	6-1	207	Jr.
RB	21	Henry-Brooks, Keyon	6-1	200	So.	Undeclared	S	14	Worship, Max	6-1	206	Jr.	Human and Organizational Development
	9	Griffin, Rocko	5-9	205	Fr.	Undeclared		22	Lloyd, Chase	6-2	207	Fr.	Undeclared
	25	Pryor, Mitchell	6-1	220	Jr.	Economics	CB	6	Jeudy-Lally, Gabe	6-1	180	So.	Human and Organizational Development • Sociology
WR	2	Abdur-Rahman, Amir	6-4	217	Jr.	Medicine, Health and Society		23	Mahoney, Jaylen	5-11	185	So.	Human and Organizational Development
	4	Bostic III, James	6-3	217	Sr.	Medicine, Health and Society							
	81	Sheppard, Will	6-3	190	Fr.	Undeclared							
Special Teams													
K	37	Cooke, Pierson	6-0	194	Jr.	Political Science	K	47	Farley, Wes	6-1	185	Jr.	Human and Organizational Development
	KO	37	Cooke, Pierson	6-0	194	Jr.		Political Science					
P		95	Smith, Harrison	5-10	188	Jr.	Biological Sciences • Classical and Mediterranean Studies	P	36	Wheatley, Jared	6-1	190	So.
	7	Johnson, Cam	6-0	198	Jr.	Human and Organizational Development	HLD		95	Smith, Harrison	5-10	188	Jr.
LS	59	Meyer, Scott	6-1	224	5th	Leadership and Organizational Performance		LS	49	Drevno, Zach	6-0	218	Jr.
	KOR	15	Hamilton, Elijah	6-2	205	5th	Medicine, Health and Society		KOR	9	Griffin, Rocko	5-9	205
PR		7	Johnson, Cam	6-0	198	Jr.	Human and Organizational Development	PR		28	George, Allan	6-1	187

Alphabetical Roster

No.	Name	Pos.	Ht.	Wt.	Cl.	Hometown	High School
2	Amir Abdur-Rahman	WR	6-4	217	Jr.	Atlanta, Ga.	Mays
17	Feleti Afemui	LB	6-3	244	Sr.	Kihei, Hawaii	Maui
11	Tyrell Alexander	WR	6-1	184	5th	Lancaster, Texas	Lancaster
16	BJ Anderson	CB	6-1	190	Jr.	Andalusia, Ala.	Andalusia
70	Bradley Ashmore	OL	6-6	294	Fr.	Neptune Beach, Fla.	Fletcher Senior
78	Bryce Bailey	OL	6-5	306	Sr.	Newburgh, Ind.	Castle
84	Justin Ball	TE	6-6	232	So.	Glenn Dale, Md.	Gonzaga Prep
69	Brayden Bapst	OL	6-6	300	So.	Washington, D.C.	St. John's College
50	Ethan Barr	LB	6-3	236	Fr.	Flower Mound, Texas	Marcus
29	Jack Barton	S/LB	6-0	201	Fr.	Dallas, Texas	Jesuit
57	Drew Birchmeier	OL	6-4	300	5th	Midlothian, Va.	Cosby
51	Luke Blanton	LB	6-2	237	Jr.	Dallas, Texas	Highland Park
14	Devin Boddie Jr.	WR	5-11	168	So.	Memphis, Tenn.	Whitehaven
4	James Bostic III	WR	6-3	217	Sr.	Fort Lauderdale, Fla.	Cardinal Gibbons
12	Jack Bowen	QB	6-0	187	Jr.	Grand Rapids, Mich.	Catholic Central
86	Ben Bresnahan	TE	6-4	244	Jr.	Cumming, Ga.	West Forsyth
68	Jason Brooks, Jr.	OL	6-4	275	Fr.	Houston, Texas	Dobie
52	Alex Brown	LB	6-2	243	Jr.	San Antonio, Texas	Claudia Taylor Johnson
43	Tré Brown	LB	5-10	200	So.	Loganville, Ga.	Grayson
61	Jonah Buchanan	OL	6-4	291	Sr.	Honolulu, Hawaii	Iolani
14	Danny Clark	QB	6-4	232	Jr.	Akron, Ohio	Archbishop Hoban
75	Cole Clemens	OL	6-6	344	Sr.	South Jordan, Utah	Bingham
96	Nate Clifton	DL	6-5	267	So.	La Vergne, Tenn.	Brentwood Academy
42	Camden Coleman	DB	6-1	207	Jr.	Champaign, Ill.	University Laboratory
37	Pierson Cooke	K/P	6-0	194	Jr.	Bloomfield Hills, Mich.	Cranbrook-Kingswood
0	Frank Coppet	S	5-11	190	Sr.	Fort Lauderdale, Fla.	St. Thomas Aquinas
75	Ben Cox	OL	6-5	292	Fr.	Radford, Va.	Radford
9	Daevion Davis	DL	6-2	285	So.	Madison, Ala.	James Clemens
72	Dan Dawkins	OL	6-3	308	Jr.	Staten Island, N.Y.	The Peddie School
85	Joel DeCoursey	TE	6-4	245	So.	Zionsville, Ind.	Zionsville Community
12	Brayden DeVault-Smith	LB	6-3	227	Sr.	Nashville, Tenn.	Pearl-Cohn
49	Zach Drevno	LS	6-0	218	Jr.	Saline, Mich.	Saline
53	Tommy Eckels	LB	6-2	229	Fr.	Kansas City, Mo.	Rockhurst
47	Wes Farley	K	6-1	185	Jr.	New Canaan, Conn.	New Canaan
71	Donald Fitzgerald	OL	6-8	305	So.	Nashville, Tenn.	Hillsboro
28	Allan George	CB	6-1	187	Sr.	Andalusia, Ala.	Andalusia
92	Derek Green	DL	6-5	320	So.	Richlands, N.C.	Southwest
9	Rocko Griffin	RB	5-9	205	Fr.	Rincon, Ga.	South Effingham
15	Elijah Hamilton	CB	6-2	205	5th	Roswell, Ga.	Blessed Trinity Catholic
13	Brendon Harris	S	6-1	212	Jr.	Chattanooga, Tenn.	Baylor School
11	Justin Harris	S	6-1	194	So.	Attalla, Ala.	Etowah
88	Jayden Harrison	WR	5-10	191	So.	Nashville, Tenn.	Pearl-Cohn
4	Randall Haynie	CB	6-0	185	Sr.	Fort Lauderdale, Fla.	Cardinal Gibbons
21	Kenny Hebert	LB	6-4	232	Sr.	New Orleans, La.	Holy Cross
21	Keyon Henry-Brooks	RB	6-1	200	So.	Powder Springs, Ga.	Kennesaw Mountain
16	Mac Hereford	WR	6-1	216	5th	Birmingham, Ala.	Woodberry Forest
62	Julian Hernandez	OL	6-4	312	So.	Davie, Fla.	St. Thomas Aquinas
44	Christian James	DL	6-4	250	So.	Memphis, Tenn.	Christian Brothers
33	Dashaun Jenkins	S	6-0	190	Jr.	Woodbridge, Va.	Woodbridge
6	Gabe Jeudy-Lally	CB	6-1	180	So.	Charlotte, N.C.	Ardrey Kell
7	Cam Johnson	WR	6-0	198	Jr.	Brentwood, Tenn.	Brentwood Academy
1	Donovan Kaufman	DB	5-10	197	Fr.	New Orleans, La.	Archbishop Rummel
83	Conley Ku	WR	5-9	165	Fr.	Fairfax, Va.	Falls Church
18	Logan Kyle	WR	6-3	207	Fr.	Cypress, Texas	Tomball Memorial
89	Diego LaMonica	TE	6-4	230	Fr.	Miami, Fla.	Gulliver Prep
45	Griffin Lampton	LB	6-3	226	Fr.	Wellington, Fla.	St. Thomas Aquinas
99	Malik Langham	DL	6-5	290	Jr.	Huntsville, Ala.	Lee
22	Chase Lloyd	DB	6-2	207	Fr.	Atlanta, Ga.	Westlake
23	Jaylen Mahoney	CB	5-11	185	So.	Rock Hill, S.C.	South Pointe
3	Ja'Veon Marlow	RB	5-11	195	Jr.	Winter Haven, Fla.	Winter Haven
41	Elijah McAllister	LB	6-6	245	Jr.	Rumson, N.J.	Rumson Fair Haven
27	Ryan McCord	CB	6-1	180	Fr.	Dallas, Texas	Saint Mark's
59	Scott Meyer	LS	6-1	224	5th	Alpharetta, Ga.	Blessed Trinity Catholic
77	Connor Mignone	OL	6-4	302	5th	Redding, Conn.	Joel Barlow
63	Grant Miller	OL	6-4	297	Sr.	Fort Lauderdale, Fla.	St. Thomas Aquinas
38	Oren Milstein	K	5-7	165	5th	Boca Raton, Fla.	American Heritage
48	Andre Mintze	LB	6-3	246	5th	Philadelphia, Pa.	Imhotep Institute

No.	Name	Pos.	Ht.	Wt.	Cl.	Hometown	High School
7	Dimitri Moore	LB	6-3	234	Sr.	Cedar Hill, Texas	Cedar Hill
6	Jeremy Moussa	QB	6-3	219	Jr.	Chino Hills, Calif.	Eleanor Roosevelt
10	Dayo Odeyingbo	DL	6-6	276	Sr.	Irvine, Texas	Carrollton Ranchview
24	Alston Orji	LB	6-2	245	Jr.	Rockwall, Texas	Rockwall
26	Anfernee Orji	LB	6-2	224	So.	Rockwall, Texas	Rockwall
88	Michael Owusu	LB	6-5	240	Sr.	Oxnard, Calif.	Oaks Christian
19	Chris Pierce Jr.	WR	6-4	231	Sr.	Smithfield, Va.	Smithfield
25	Mitchell Pryor	RB	6-1	220	Jr.	Darien, Conn.	Darien
94	Rutger Reitmaier	DL	6-3	266	Jr.	Nashville, Tenn.	Lipscomb Academy
39	Javan Rice	K	6-2	201	Jr.	Miami, Fla.	Belen Jesuit Prep
66	Cameron Robinson	DL	6-0	302	Sr.	Mobile, Ala.	Murphy
58	Wesley Schelling	LS	6-5	245	Fr.	Nashville, Tenn.	Pearl-Cohn
10	Gavin Schoenwald	TE	6-4	237	Jr.	Brentwood, Tenn.	Brentwood Academy
8	Ken Seals	QB	6-3	218	Fr.	Azle, Texas	Weatherford
81	Will Sheppard	WR	6-3	190	Fr.	Mandeville, La.	Mandeville
95	Harrison Smith	P	5-10	188	Jr.	Franklin, Tenn.	Brentwood Academy
64	Stephen Spanellis	OL	6-5	300	5th	Baltimore, Md.	Gilman School
46	Michael Spencer	LB	6-4	249	Fr.	Union, Ky.	The Taft School
17	Keithian Starling Jr.	WR	6-0	185	Sr.	Nashville, Tenn.	Nashville Christian
54	Tyler Steen	OL	6-5	317	Jr.	Miami, Fla.	St. Thomas Aquinas
73	Jonathan Stewart	OL	6-7	324	Sr.	Lawrenceville, Ga.	Mountain View
97	Lorenzo Surgers	DL	6-5	258	Jr.	Cary, N.C.	Panther Creek
93	Tolu Thomas-Ailara	DL	6-3	252	Jr.	Chicago Heights, Ill.	Marian Catholic
90	Cameron Tidd	DL	6-3	295	5th	Greenwood, Ind.	Center Grove
32	Jamauri Wakefield	RB	6-1	223	5th	Jacksonville, Fla.	Providence
31	AJ Walsh	LB	6-5	232	Fr.	Mattawan, Mich.	Mattawan
65	Michael Warden	OL	6-2	289	Jr.	Loveland, Ohio	Summit Country Day
67	Trent Weaver	OL	6-3	290	Fr.	St. Louis, Mo.	St. Louis University School
52	Kevo Wesley	OL	6-4	296	Fr.	Chicago, Ill.	Curie
36	Jared Wheatley	P	6-1	190	So.	Indian Trail, N.C.	Porter Ridge
35	Kyle White	TE	6-0	215	Jr.	Scottsdale, Ariz.	Notre Dame Prep
95	Raashaan Wilkins Jr.	DL	6-3	307	Jr.	Chicago, Ill.	Mt. Carmel
8	Alex Williams	DL	6-6	260	So.	Akron, Ohio	Pickerington North
5	DC Williams	CB	5-11	193	Sr.	Miami, Fla.	St. Thomas Aquinas
13	Jackson Winrow	WR	6-1	213	5th	Shawnee, Okla.	Shawnee
14	Maxwell Worship	S	6-1	206	Jr.	Fort Lauderdale, Fla.	Cardinal Gibbons
30	De'Rickey Wright	ATH	6-4	207	Fr.	Gadsden, Ala.	Gadsden City
5	Mike Wright	QB	6-3	187	Fr.	Fayetteville, Ga.	Woodward Academy

Pronunciation Guide

2	Abdur-Rahman, Amir	ah-MEER ub-DUR ruh-MAN
17	Afumei, Feleti	fah-LAH-tee ah-FUH-moo-ee
14	Boddie, Devin	body
0	Coppet, Frank	COP-ett
9	Davis, Daevion	day-VEE-on
49	Drevno, Zach	DREV-no
21	Henry-Brooks, Keyon	key-on
6	Jeudy-Lally, Gabe	judy-lol-lee
83	Ku, Conley	coup
99	Langham, Malik	MUH-leak
3	Marlow, Ja'Veon	jay-VEE-on
77	Mignone, Connor	min-YAWN
48	Mintze, Andre	mence
10	Odeyingbo, Dayo	DYE-oh oh-DANG-bow
24	Orji, Alston	OR-jee
26	Orji, Anfernee	OR-jee
88	Owusu, Michael	oh-WOO-sue
94	Reitmaier, Rutger	RIGHT-meyer
58	Schelling, Wesley	SHELL-ing
32	Wakefield, Jamauri	jah-MAR-ee

Numerical Roster

No.	Name	Pos.	Ht.	Wt.	Cl.	Hometown	High School	No.	Name	Pos.	Ht.	Wt.	Cl.	Hometown	High School
0	Frank Coppet	S	5-11	190	Sr.	Fort Lauderdale, Fla.	St. Thomas Aquinas	54	Tyler Steen	OL	6-5	317	Jr.	Miami, Fla.	St. Thomas Aquinas
1	Donovan Kaufman	DB	5-10	197	Fr.	New Orleans, La.	Archbishop Rummel	57	Drew Birchmeier	OL	6-4	300	5th	Midlothian, Va.	Cosby
2	Amir Abdur-Rahman	WR	6-4	217	Jr.	Atlanta, Ga.	Mays	58	Wesley Schelling	LS	6-5	245	Fr.	Nashville, Tenn.	Pearl-Cohn
3	Ja'Veon Marlow	RB	5-11	195	Jr.	Winter Haven, Fla.	Winter Haven	59	Scott Meyer	LS	6-1	224	5th	Alpharetta, Ga.	Blessed Trinity Catholic
4	James Bostic III	WR	6-3	217	Sr.	Fort Lauderdale, Fla.	Cardinal Gibbons	61	Jonah Buchanan	OL	6-4	291	Sr.	Honolulu, Hawaii	Iolani
4	Randall Haynie	CB	6-0	185	Sr.	Fort Lauderdale, Fla.	Cardinal Gibbons	62	Julian Hernandez	OL	6-4	312	So.	Davie, Fla.	St. Thomas Aquinas
5	Mike Wright	QB	6-3	187	Fr.	Fayetteville, Ga.	Woodward Academy	63	Grant Miller	OL	6-4	297	Sr.	Fort Lauderdale, Fla.	St. Thomas Aquinas
5	DC Williams	CB	5-11	193	Sr.	Miami, Fla.	St. Thomas Aquinas	64	Stephen Spanellis	OL	6-5	300	5th	Baltimore, Md.	Gilman School
6	Jeremy Moussa	QB	6-3	219	Jr.	Chino Hills, Calif.	Eleanor Roosevelt	65	Michael Warden	OL	6-2	289	Jr.	Loveland, Ohio	Summit Country Day
6	Gabe Jeudy-Lally	CB	6-1	180	So.	Charlotte, N.C.	Ardrey Kell	66	Cameron Robinson	DL	6-0	302	Sr.	Mobile, Ala.	Murphy
7	Dimitri Moore	LB	6-3	234	Sr.	Cedar Hill, Texas	Cedar Hill	67	Trent Weaver	OL	6-3	290	Fr.	St. Louis, Mo.	St. Louis University School
7	Cam Johnson	WR	6-0	198	Jr.	Brentwood, Tenn.	Brentwood Academy	68	Jason Brooks, Jr.	OL	6-4	275	Fr.	Houston, Texas	Dobie
8	Ken Seals	QB	6-3	218	Fr.	Azle, Texas	Weatherford	69	Brayden Bapst	OL	6-6	300	So.	Washington, D.C.	St. John's College
8	Alex Williams	DL	6-6	260	So.	Akron, Ohio	Pickerington North	70	Bradley Ashmore	OL	6-6	294	Fr.	Neptune Beach, Fla.	Fletcher Senior
9	Daevion Davis	DL	6-2	285	So.	Madison, Ala.	James Clemens	71	Donald Fitzgerald	OL	6-8	305	So.	Nashville, Tenn.	Hillsboro
9	Rocko Griffin	RB	5-9	205	Fr.	Rincon, Ga.	South Effingham	72	Dan Dawkins	OL	6-3	308	Jr.	Staten Island, N.Y.	The Peddie School
10	Dayo Odeyingbo	DL	6-6	276	Sr.	Irving, Texas	Carrollton Ranchview	73	Jonathan Stewart	OL	6-7	324	Sr.	Lawrenceville, Ga.	Mountain View
10	Gavin Schoenwald	TE	6-4	237	Jr.	Brentwood, Tenn.	Brentwood Academy	74	Cole Clemens	OL	6-6	344	Sr.	South Jordan, Utah	Bingham
11	Tyrell Alexander	WR	6-1	184	5th	Lancaster, Texas	Lancaster	75	Ben Cox	OL	6-5	292	Fr.	Radford, Va.	Radford
11	Justin Harris	S	6-1	194	So.	Attalla, Ala.	Etowah	77	Connor Mignone	OL	6-4	302	5th	Redding, Conn.	Joel Barlow
12	Brayden DeVault-Smith	LB	6-3	227	Sr.	Nashville, Tenn.	Pearl-Cohn	78	Bryce Bailey	OL	6-5	306	Sr.	Newburgh, Ind.	Castle
12	Jack Bowen	QB	6-0	187	Jr.	Grand Rapids, Mich.	Catholic Central	81	Will Sheppard	WR	6-3	190	Fr.	Mandeville, La.	Mandeville
13	Brendon Harris	S	6-1	212	Jr.	Chattanooga, Tenn.	Baylor School	83	Conley Ku	WR	5-9	165	Fr.	Fairfax, Va.	Falls Church
13	Jackson Winrow	WR	6-1	213	5th	Shawnee, Okla.	Shawnee	84	Justin Ball	TE	6-6	232	So.	Glenn Dale, Md.	Gonzaga Prep
14	Devin Boddie Jr.	WR	5-11	168	So.	Memphis, Tenn.	Whitehaven	85	Joel DeCoursey	TE	6-4	245	So.	Zionsville, Ind.	Zionsville Community
14	Maxwell Worship	S	6-1	206	Jr.	Fort Lauderdale, Fla.	Cardinal Gibbons	86	Ben Bresnahan	TE	6-4	244	Jr.	Cumming, Ga.	West Forsyth
15	Danny Clark	QB	6-4	232	Jr.	Akron, Ohio	Archbishop Hoban	88	Jayden Harrison	WR	5-10	191	So.	Nashville, Tenn.	Pearl-Cohn
15	Elijah Hamilton	CB	6-2	205	5th	Roswell, Ga.	Blessed Trinity Catholic	88	Michael Owusu	LB	6-5	240	Sr.	Oxnard, Calif.	Oaks Christian
16	Mac Hereford	WR	6-1	216	5th	Birmingham, Ala.	Woodberry Forest	89	Diego LaMonica	TE	6-4	230	Fr.	Miami, Fla.	Gulliver Prep
16	BJ Anderson	CB	6-1	190	Jr.	Andalusia, Ala.	Andalusia	90	Cameron Tidd	DL	6-3	295	5th	Greenwood, Ind.	Center Grove
17	Keithian Starling Jr.	WR	6-0	185	Sr.	Nashville, Tenn.	Nashville Christian	92	Derek Green	DL	6-5	320	So.	Richlands, N.C.	Southwest
17	Feleti Afemui	LB	6-3	244	Sr.	Kihei, Hawaii	Maui	93	Tolu Thomas-Ailara	DL	6-3	252	Jr.	Chicago Heights, Ill.	Marian Catholic
18	Logan Kyle	WR	6-3	207	Fr.	Cypress, Texas	Tomball Memorial	94	Rutger Reitmaier	DL	6-3	266	Jr.	Nashville, Tenn.	Lipscomb Academy
19	Chris Pierce Jr.	WR	6-4	231	Sr.	Smithfield, Va.	Smithfield	95	Harrison Smith	P	5-10	188	Jr.	Franklin, Tenn.	Brentwood Academy
21	Keyon Henry-Brooks	RB	6-1	200	So.	Powder Springs, Ga.	Kennesaw Mountain	95	Raashaan Wilkins Jr.	DL	6-3	307	Jr.	Chicago, Ill.	Mt. Carmel
21	Kenny Hebert	LB	6-4	232	Sr.	New Orleans, La.	Holy Cross	96	Nate Clifton	DL	6-5	267	So.	La Vergne, Tenn.	Brentwood Academy
22	Chase Lloyd	DB	6-2	207	Fr.	Atlanta, Ga.	Westlake	97	Lorenza Surgers	DL	6-5	258	Jr.	Cary, N.C.	Panther Creek
23	Jaylen Mahoney	CB	5-11	185	So.	Rock Hill, S.C.	South Pointe	99	Malik Langham	DL	6-5	290	Jr.	Huntsville, Ala.	Lee
24	Alston Orji	LB	6-2	245	Jr.	Rockwall, Texas	Rockwall								
25	Mitchell Pryor	RB	6-1	220	Jr.	Darien, Conn.	Darien								
26	Anfernee Orji	LB	6-2	224	So.	Rockwall, Texas	Rockwall								
27	Ryan McCord	CB	6-1	180	Fr.	Dallas, Texas	Saint Mark's								
28	Allan George	CB	6-1	187	Sr.	Andalusia, Ala.	Andalusia								
29	Jack Barton	S/LB	6-0	201	Fr.	Dallas, Texas	Jesuit								
30	De'Rickey Wright	ATH	6-4	207	Fr.	Gadsden, Ala.	Gadsden City								
31	AJ Walsh	LB	6-5	232	Fr.	Mattawan, Mich.	Mattawan								
32	Jamauri Wakefield	RB	6-1	223	5th	Jacksonville, Fla.	Providence								
33	Dashaun Jerkins	S	6-0	190	Jr.	Woodbridge, Va.	Woodbridge								
35	Kyle White	TE	6-0	215	Jr.	Scottsdale, Ariz.	Notre Dame Prep								
36	Jared Wheatley	P	6-1	190	So.	Indian Trail, N.C.	Porter Ridge								
37	Pierson Cooke	K/P	6-0	194	Jr.	Bloomfield Hills, Mich.	Cranbrook-Kingswood								
38	Oren Milstein	K	5-7	165	5th	Boca Raton, Fla.	American Heritage								
39	Javan Rice	K	6-2	201	Jr.	Miami, Fla.	Belen Jesuit Prep								
41	Elijah McAllister	LB	6-6	245	Jr.	Rumson, N.J.	Rumson Fair Haven								
42	Camden Coleman	DB	6-1	207	Jr.	Champaign, Ill.	University Laboratory								
43	Tré Brown	LB	5-10	200	So.	Loganville, Ga.	Grayson								
44	Christian James	DL	6-4	250	So.	Memphis, Tenn.	Christian Brothers								
45	Griffin Lampton	LB	6-3	226	Fr.	Wellington, Fla.	St. Thomas Aquinas								
46	Michael Spencer	LB	6-4	249	Fr.	Union, Ky.	The Taft School								
47	Wes Farley	K	6-1	185	Jr.	New Canaan, Conn.	New Canaan								
48	Andre Mintze	LB	6-3	246	5th	Philadelphia, Pa.	Imhotep Institute								
49	Zach Drevno	LS	6-0	218	Jr.	Saline, Mich.	Saline								
50	Ethan Barr	LB	6-3	236	Fr.	Flower Mound, Texas	Marcus								
51	Luke Blanton	LB	6-2	237	Jr.	Dallas, Texas	Highland Park								
52	Kevo Wesley	OL	6-4	296	Fr.	Chicago, Ill.	Curie								
52	Alex Brown	LB	6-2	243	Jr.	San Antonio, Texas	Claudia Taylor Johnson								
53	Tommy Eckels	LB	6-2	229	Fr.	Kansas City, Mo.	Rockhurst								

Pronunciation Guide

0	Coppet, Frank	COP-ett
2	Abdur-Rahman, Amir	ah-MEER ub-DUR ruh-MAN
3	Marlow, Ja'Veon	jay-VEE-on
6	Jeudy-Lally, Gabe	judy-lol-lee
9	Davis, Daevion	day-VEE-on
10	Odeyingbo, Dayo	DYE-oh oh-DANG-bow
14	Boddie, Devin	body
17	Afumei, Feleti	fah-LAH-tee ah-FUH-moo-ee
21	Henry-Brooks, Keyon	key-on
24	Orji, Alston	OR-je
26	Orji, Anfernee	OR-je
32	Wakefield, Jamauri	jah-MAR-ee
48	Mintze, Andre	mence
49	Drevno, Zach	DREV-no
58	Schelling, Wesley	SHELL-ing
77	Mignone, Connor	min-YAWN
83	Ku, Conley	coup
88	Owusu, Michael	oh-WOO-sue
94	Reitmaier, Rutger	RIGHT-meyer
99	Langham, Malik	MUH-leak







Academic Roster

No.	Name	Pos.	Ht.	Wt.	Cl.	Major	No.	Name	Pos.	Ht.	Wt.	Cl.	Major
24	Alston Orji	LB	6-2	245	Jr.	American Studies	2	Amir Abdur-Rahman	WR	6-4	217	Jr.	Medicine, Health and Society
5	DC Williams	CB	5-11	193	Sr.	American Studies	86	Ben Bresnahan	TE	6-4	244	Jr.	Medicine, Health and Society
95	Harrison Smith	P	5-10	188	Jr.	Biological Sciences • Classical and Mediterranean Studies	78	Bryce Bailey	OL	6-5	306	Sr.	Medicine, Health and Society
7	Dimitri Moore	LB	6-3	234	Sr.	Cinema and Media Arts	9	Daevion Davis	DL	6-2	285	So.	Medicine, Health and Society
52	Alex Brown	LB	6-2	243	Jr.	Communication Studies	0	Frank Coppet	S	5-11	190	Sr.	Medicine, Health and Society
15	Danny Clark	QB	6-4	232	Jr.	Communication Studies	4	James Bostic III	WR	6-3	217	Sr.	Medicine, Health and Society
97	Lorenza Surgers	DL	6-5	258	Jr.	Communications Studies	13	Brendon Harris	S	6-1	212	Jr.	Medicine, Health and Society
26	Anfernee Orji	LB	6-2	224	So.	Computer Engineering	66	Cameron Robinson	DL	6-0	302	Sr.	Medicine, Health and Society
67	Trent Weaver	OL	6-3	290	Fr.	Computer Engineering	33	Dashaun Jenkins	S	6-0	190	Jr.	Medicine, Health and Society
8	Ken Seals	QB	6-3	218	Fr.	Computer Science	10	Dayo Odeyingbo	DL	6-6	276	Sr.	Medicine, Health and Society
27	Ryan McCord	CB	6-1	180	Fr.	Computer Science	41	Elijah McAllister	LB	6-6	245	Jr.	Medicine, Health and Society
58	Wesley Schelling	LS	6-5	245	Fr.	Computer Science	6	Jeremy Moussa	QB	6-3	219	Jr.	Medicine, Health and Society
61	Jonah Buchanan	OL	6-4	291	Sr.	Computer Science • Mathematics	99	Malik Langham	DL	6-5	290	Jr.	Medicine, Health and Society
77	Connor Mignone	OL	6-4	302	5th	Data Science (Grad)	88	Michael Owusu	LB	6-5	240	Sr.	Medicine, Health and Society
74	Cole Clemens	OL	6-6	344	Sr.	Economics	28	Allan George	CB	6-1	187	Sr.	Medicine, Health and Society
39	Javan Rice	K	6-2	201	Jr.	Economics	48	Andre Mintze	LB	6-3	246	5th	Medicine, Health and Society (Grad)
51	Luke Blanton	LB	6-2	237	Jr.	Economics	15	Elijah Hamilton	CB	6-2	205	5th	Medicine, Health and Society (Grad)
65	Michael Warden	OL	6-2	289	Jr.	Economics	93	Tolu Thomas-Ailara	DL	6-3	252	Jr.	Neuroscience
25	Mitchell Pryor	RB	6-1	220	Jr.	Economics	37	Pierson Cooke	K/P	6-0	194	Jr.	Political Science
95	Raashaan Wilkins Jr.	DL	6-3	307	Jr.	Economics	42	Camden Coleman	DB	6-1	207	Jr.	Psychology
17	Keithian Starling Jr.	WR	6-0	185	Sr.	Engineering Science	3	Ja'Veon Marlow	RB	5-11	195	Jr.	Psychology
69	Brayden Bapst	OL	6-6	300	So.	Human and Organizational Development	8	Alex Williams	DL	6-6	260	So.	Sociology
7	Cam Johnson	WR	6-0	198	Jr.	Human and Organizational Development	16	BJ Anderson	CB	6-1	190	Jr.	Sociology
17	Feleti Afemui	LB	6-3	244	Sr.	Human and Organizational Development	19	Chris Pierce Jr.	WR	6-4	231	Sr.	Sociology
10	Gavin Schoenwald	TE	6-4	237	Jr.	Human and Organizational Development	13	Jackson Winrow	WR	6-1	213	5th	Sociology
63	Grant Miller	OL	6-4	297	Sr.	Human and Organizational Development	73	Jonathan Stewart	OL	6-7	324	Sr.	Sociology
12	Jack Bowen	QB	6-0	187	Jr.	Human and Organizational Development	4	Randall Haynie	CB	6-0	185	Sr.	Sociology
23	Jaylen Mahoney	CB	5-11	185	So.	Human and Organizational Development	94	Rutger Reitmaier	DL	6-3	266	Jr.	Sociology
85	Joel DeCoursey	TE	6-4	245	So.	Human and Organizational Development	12	Brayden DeVault-Smith	LB	6-3	227	Sr.	Sociology Studies
35	Kyle White	TE	6-0	215	Jr.	Human and Organizational Development	72	Dan Dawkins	OL	6-3	308	Jr.	Sociology Studies
14	Maxwell Worship	S	6-1	206	Jr.	Human and Organizational Development	31	AJ Walsh	LB	6-5	232	Fr.	Undeclared
54	Tyler Steen	OL	6-5	317	Jr.	Human and Organizational Development	75	Ben Cox	OL	6-5	292	Fr.	Undeclared
47	Wes Farley	K	6-1	185	Jr.	Human and Organizational Development	70	Bradley Ashmore	OL	6-6	294	Fr.	Undeclared
49	Zach Drevno	LS	6-0	218	Jr.	Human and Organizational Development	22	Chase Lloyd	DB	6-2	207	Fr.	Undeclared
6	Gabe Jeudy-Lally	CB	6-1	180	So.	Human and Organizational Development • Sociology	44	Christian James	DL	6-4	250	So.	Undeclared
59	Scott Meyer	LS	6-1	224	5th	Leadership and Organizational Performance (Grad)	83	Conley Ku	WR	5-9	165	Fr.	Undeclared
21	Kenny Hebert	LB	6-4	232	Sr.	Learning, Diversity and Urban Studies (Grad)	92	Derek Green	DL	6-5	320	So.	Undeclared
11	Tyrell Alexander	WR	6-1	184	5th	Learning, Diversity and Urban Studies (Grad)	30	De'Rickey Wright	ATH	6-4	207	Fr.	Undeclared
90	Cameron Tidd	DL	6-3	295	5th	Marketing (Grad)	14	Devin Boddie Jr.	WR	5-11	168	So.	Undeclared
57	Drew Birchmeier	OL	6-4	300	5th	Marketing (Grad)	89	Diego LaMonica	TE	6-4	230	Fr.	Undeclared
32	Jamauri Wakefield	RB	6-1	223	5th	Marketing (Grad)	71	Donald Fitzgerald	OL	6-8	305	So.	Undeclared
16	Mac Hereford	WR	6-1	216	5th	Marketing (Grad)	1	Donovan Kaufman	DB	5-10	197	Fr.	Undeclared
38	Oren Milstein	K	5-7	165	5th	Marketing (Grad)	50	Ethan Barr	LB	6-3	236	Fr.	Undeclared
64	Stephen Spanellis	OL	6-5	300	5th	Marketing (Grad)	45	Griffin Lampton	LB	6-3	226	Fr.	Undeclared
							29	Jack Barton	S/LB	6-0	201	Fr.	Undeclared
							36	Jared Wheatley	P	6-1	190	So.	Undeclared
							68	Jason Brooks, Jr.	OL	6-4	275	Fr.	Undeclared
							88	Jayden Harrison	WR	5-10	191	So.	Undeclared
							62	Julian Hernandez	OL	6-4	312	So.	Undeclared
							84	Justin Ball	TE	6-6	232	So.	Undeclared
							11	Justin Harris	S	6-1	194	So.	Undeclared
							52	Kevo Wesley	OL	6-4	296	Fr.	Undeclared
							21	Keyon Henry-Brooks	RB	6-1	200	So.	Undeclared
							18	Logan Kyle	WR	6-3	207	Fr.	Undeclared
							46	Michael Spencer	LB	6-4	249	Fr.	Undeclared
							5	Mike Wright	QB	6-3	187	Fr.	Undeclared
							96	Nate Clifton	DL	6-5	267	So.	Undeclared
							9	Rocko Griffin	RB	5-9	205	Fr.	Undeclared
							53	Tommy Eckels	LB	6-2	229	Fr.	Undeclared
							43	Tré Brown	LB	5-10	200	So.	Undeclared
							81	Will Sheppard	WR	6-3	190	Fr.	Undeclared

Geographical Roster


No.	Name	Pos.	Ht.	Wt.	Cl.	Hometown/High School	No.	Name	Pos.	Ht.	Wt.	Cl.	Hometown/High School
16	Mac Hereford	WR	6-1	216	5th	Birmingham, Ala./Woodberry Forest	64	Stephen Spanellis	OL	6-5	300	5th	Baltimore, Md./Gilman School
9	Daevion Davis	DL	6-2	285	So.	Madison, Ala./James Clemens	84	Justin Ball	TE	6-6	232	So.	Glenn Dale, Md./Gonzaga Prep
66	Cameron Robinson	DL	6-0	302	Sr.	Mobile, Ala./Murphy							
99	Malik Langham	DL	6-5	290	Jr.	Huntsville, Ala./Lee	12	Jack Bowen	QB	6-0	187	Jr.	Grand Rapids, Mich./Catholic Central
28	Allan George	CB	6-1	187	Sr.	Andalusia, Ala./Andalusia	49	Zach Drevno	LS	6-0	218	Jr.	Saline, Mich./Saline
16	BJ Anderson	CB	6-1	190	Jr.	Andalusia, Ala./Andalusia	37	Pierson Cooke	K/P	6-0	194	Jr.	Bloomfield Hills, Mich./Cranbrook-Kingswood
30	De'Rickey Wright	ATH	6-4	207	Fr.	Gadsden, Ala./Gadsden City	31	AJ Walsh	LB	6-5	232	Fr.	Mattawan, Mich./Mattawan
11	Justin Harris	S	6-1	194	So.	Attalla, Ala./Etowah							
35	Kyle White	TE	6-0	215	Jr.	Scottsdale, Ariz./Notre Dame Prep	67	Trent Weaver	OL	6-3	290	Fr.	St. Louis, Mo./St. Louis University School
							53	Tommy Eckels	LB	6-2	229	Fr.	Kansas City, Mo./Rockhurst
6	Jeremy Moussa	QB	6-3	219	Jr.	Chino Hills, Calif./Eleanor Roosevelt	97	Lorenza Surgers	DL	6-5	258	Jr.	Cary, N.C./Panther Creek
88	Michael Owusu	LB	6-5	240	Sr.	Oxnard, Calif./Oaks Christian	6	Gabe Jeudy-Lally	CB	6-1	180	So.	Charlotte, N.C./Adrey Kell
							92	Derek Green	DL	6-5	320	So.	Richlands, N.C./Southwest
77	Connor Mignone	OL	6-4	302	5th	Redding, Conn./Joel Barlow	36	Jared Wheatley	P	6-1	190	So.	Indian Trail, N.C./Porter Ridge
25	Mitchell Pryor	RB	6-1	220	Jr.	Darien, Conn./Darien							
47	Wes Farley	K	6-1	185	Jr.	New Canaan, Conn./New Canaan	41	Elijah McAllister	LB	6-6	245	Jr.	Rumson, N.J./Rumson Fair Haven
69	Brayden Bapst	OL	6-6	300	So.	Washington, D.C./St. John's College	72	Dan Dawkins	OL	6-3	308	Jr.	Staten Island, N.Y./The Peddie School
5	DC Williams	CB	5-11	193	Sr.	Miami, Fla./St. Thomas Aquinas	15	Danny Clark	QB	6-4	232	Jr.	Akron, Ohio/Archbishop Hoban
39	Javan Rice	K	6-2	201	Jr.	Miami, Fla./Belen Jesuit Prep	65	Michael Warden	OL	6-2	289	Jr.	Loveland, Ohio/Summit Country Day
63	Grant Miller	OL	6-4	297	Sr.	Fort Lauderdale, Fla./St. Thomas Aquinas	8	Alex Williams	DL	6-6	260	So.	Akron, Ohio/Pickerington North
14	Maxwell Worship	S	6-1	206	Jr.	Fort Lauderdale, Fla./Cardinal Gibbons							
54	Tyler Steen	OL	6-5	317	Jr.	Miami, Fla./St. Thomas Aquinas	13	Jackson Winrow	WR	6-1	213	5th	Shawnee, Okla./Shawnee
32	Jamauri Wakefield	RB	6-1	223	5th	Jacksonville, Fla./Providence							
38	Oren Milstein	K	5-7	165	5th	Boca Raton, Fla./American Heritage	48	Andre Mintze	LB	6-3	246	5th	Philadelphia, Pa./Imhotep Institute
0	Frank Coppet	S	5-11	190	Sr.	Fort Lauderdale, Fla./St. Thomas Aquinas	23	Jaylen Mahoney	CB	5-11	185	So.	Rock Hill, S.C./South Pointe
4	James Bostic III	WR	6-3	217	Sr.	Fort Lauderdale, Fla./Cardinal Gibbons							
3	Ja'Veon Marlow	RB	5-11	195	Jr.	Winter Haven, Fla./Winter Haven	95	Harrison Smith	P	5-10	188	Jr.	Franklin, Tenn./Brentwood Academy
4	Randall Haynie	CB	6-0	185	Sr.	Fort Lauderdale, Fla./Cardinal Gibbons	58	Wesley Schelling	LS	6-5	245	Fr.	Nashville, Tenn./Pearl-Cohn
70	Bradley Ashmore	OL	6-6	294	Fr.	Neptune Beach, Fla./Fletcher Senior	17	Keithian Starling Jr.	WR	6-0	185	Sr.	Nashville, Tenn./Nashville Christian
89	Diego LaMonica	TE	6-4	230	Fr.	Miami, Fla./Gulliver Prep	7	Cam Johnson	WR	6-0	198	Jr.	Brentwood, Tenn./Brentwood Academy
45	Griffin Lampton	LB	6-3	226	Fr.	Wellington, Fla./St. Thomas Aquinas	10	Gavin Schoenwald	TE	6-4	237	Jr.	Brentwood, Tenn./Brentwood Academy
62	Julian Hernandez	OL	6-4	312	So.	Davie, Fla./St. Thomas Aquinas	13	Brendon Harris	S	6-1	212	Jr.	Chattanooga, Tenn./Baylor School
59	Scott Meyer	LS	6-1	224	5th	Alpharetta, Ga./Blessed Trinity Catholic	94	Rutger Reitmaier	DL	6-3	266	Jr.	Nashville, Tenn./Lipscomb Academy
2	Amir Abdur-Rahman	WR	6-4	217	Jr.	Atlanta, Ga./Mays	12	Brayden DeVault-Smith	LB	6-3	227	Sr.	Nashville, Tenn./Pearl-Cohn
86	Ben Bresnahan	TE	6-4	244	Jr.	Cumming, Ga./West Forsyth	44	Christian James	DL	6-4	250	So.	Memphis, Tenn./Christian Brothers
15	Elijah Hamilton	CB	6-2	205	5th	Roswell, Ga./Blessed Trinity Catholic	14	Devin Boddie Jr.	WR	5-11	168	So.	Memphis, Tenn./Whitehaven
73	Jonathan Stewart	OL	6-7	324	Sr.	Lawrenceville, Ga./Mountain View	71	Donald Fitzgerald	OL	6-8	305	So.	Nashville, Tenn./Hillsboro
22	Chase Lloyd	DB	6-2	207	Fr.	Atlanta, Ga./Westlake	88	Jayden Harrison	WR	5-10	191	So.	Nashville, Tenn./Pearl-Cohn
21	Keyon Henry-Brooks	RB	6-1	200	So.	Powder Springs, Ga./Kennesaw Mountain	96	Nate Clifton	DL	6-5	267	So.	La Vergne, Tenn./Brentwood Academy
5	Mike Wright	QB	6-3	187	Fr.	Fayetteville, Ga./Woodward Academy							
9	Rocko Griffin	RB	5-9	205	Fr.	Rincon, Ga./South Effingham	24	Alston Orji	LB	6-2	245	Jr.	Rockwall, Texas/Rockwall
43	Tré Brown	LB	5-10	200	So.	Loganville, Ga./Grayson	7	Dimitri Moore	LB	6-3	234	Sr.	Cedar Hill, Texas/Cedar Hill
61	Jonah Buchanan	OL	6-4	291	Sr.	Honolulu, Hawaii/Iolani	52	Alex Brown	LB	6-2	243	Jr.	San Antonio, Texas/Claudia Taylor Johnson
17	Feleti Afemui	LB	6-3	244	Sr.	Kihei, Hawaii/Maui	26	Anfernee Orji	LB	6-2	224	So.	Rockwall, Texas/Rockwall
95	Raashaan Wilkins Jr.	DL	6-3	307	Jr.	Chicago, Ill./Mt. Carmel	8	Ken Seals	QB	6-3	218	Fr.	Azle, Texas/Weatherford
93	Tolu Thomas-Ailara	DL	6-3	252	Jr.	Chicago Heights, Ill./Marian Catholic	27	Ryan McCord	CB	6-1	180	Fr.	Dallas, Texas/Saint Mark's
42	Camden Coleman	DB	6-1	207	Jr.	Champaign, Ill./University Laboratory	51	Luke Blanton	LB	6-2	237	Jr.	Dallas, Texas/Highland Park
52	Kevo Wesley	OL	6-4	296	Fr.	Chicago, Ill./Curie	11	Tyrell Alexander	WR	6-1	184	5th	Lancaster, Texas/Lancaster
85	Joel DeCoursey	TE	6-4	245	So.	Zionsville, Ind./Zionsville Community	10	Dayo Odeyingbo	DL	6-6	276	Sr.	Irving, Texas/Carrollton Ranchview
90	Cameron Tidd	DL	6-3	295	5th	Greenwood, Ind./Center Grove	50	Ethan Barr	LB	6-3	236	Fr.	Flower Mound, Texas/Marcus
78	Bryce Bailey	OL	6-5	306	Sr.	Newburgh, Ind./Castle	29	Jack Barton	S/LB	6-0	201	Fr.	Dallas, Texas/Jesuit
46	Michael Spencer	LB	6-4	249	Fr.	Union, Ky./The Taft School	68	Jason Brooks, Jr.	OL	6-4	275	Fr.	Houston, Texas/Dobie
21	Kenny Hebert	LB	6-4	232	Sr.	New Orleans, La./Holy Cross	18	Logan Kyle	WR	6-3	207	Fr.	Cypress, Texas/Tomball Memorial
1	Donovan Kaufman	DB	5-10	197	Fr.	New Orleans, La./Archbishop Rummel	74	Cole Clemens	OL	6-6	344	Sr.	South Jordan, Utah/Bingham
81	Will Sheppard	WR	6-3	190	Fr.	Mandeville, La./Mandeville	57	Drew Birchmeier	OL	6-4	300	5th	Midlothian, Va./Cosby
							33	Dashaun Jerkins	S	6-0	190	Jr.	Woodbridge, Va./Woodbridge
							19	Chris Pierce Jr.	WR	6-4	231	Sr.	Smithfield, Va./Smithfield
							75	Ben Cox	OL	6-5	292	Fr.	Radford, Va./Radford
							83	Conley Ku	WR	5-9	165	Fr.	Fairfax, Va./Falls Church

Student-Athlete Profiles

QB		8 • KEN SEALS • 6-3 • 218 • Fr. • Azle, Texas • Weatherford <ul style="list-style-type: none">• Majoring in computer science• Career-high 336 passing yards at Mississippi State, a Vandy freshman record• Third true freshman quarterback to start a season opener in the SEC since 1972• Third Vanderbilt true freshman to throw for 1,000 yards in a season• Fourth true freshman since 2012 to make first two starts against top-20 foes• Nation's 17th-best pro-style quarterback by Rivals.com	<table><tr><th>PASSING</th><th>G</th><th>Att</th><th>Cmp</th><th>Int</th><th>Yds</th><th>TD</th><th>Lg</th><th>Pct</th><th>Avg/P</th><th>Avg/G</th></tr><tr><td>2020</td><td>5</td><td>164</td><td>110</td><td>8</td><td>1,066</td><td>6</td><td>48</td><td>67.1</td><td>6.5</td><td>213.2</td></tr><tr><td>TOTAL</td><td>5</td><td>164</td><td>110</td><td>8</td><td>1,066</td><td>6</td><td>48</td><td>67.1</td><td>6.5</td><td>213.2</td></tr></table>	PASSING	G	Att	Cmp	Int	Yds	TD	Lg	Pct	Avg/P	Avg/G	2020	5	164	110	8	1,066	6	48	67.1	6.5	213.2	TOTAL	5	164	110	8	1,066	6	48	67.1	6.5	213.2															
PASSING	G	Att	Cmp	Int	Yds	TD	Lg	Pct	Avg/P	Avg/G																																									
2020	5	164	110	8	1,066	6	48	67.1	6.5	213.2																																									
TOTAL	5	164	110	8	1,066	6	48	67.1	6.5	213.2																																									
QB		5 • MIKE WRIGHT • 6-3 • 187 • Fr. • Fayetteville, Ga. • Woodward Academy <ul style="list-style-type: none">• Undecided on a major• Completed first career pass against South Carolina with a 25-yard strike• Registered three carries for seven yards against No. 20/17 LSU• Nation's 23rd-ranked dual-style quarterback by Rivals• Georgia's 38th-ranked prospect by Rivals• School's 200-meter dash school record holder	<table><tr><th>PASSING</th><th>G</th><th>Att</th><th>Cmp</th><th>Int</th><th>Yds</th><th>TD</th><th>Lg</th><th>Pct</th><th>Avg/P</th><th>Avg/G</th></tr><tr><td>2020</td><td>3</td><td>3</td><td>1</td><td>1</td><td>25</td><td>0</td><td>25</td><td>33.3</td><td>8.3</td><td>8.3</td></tr><tr><td>TOTAL</td><td>3</td><td>3</td><td>1</td><td>1</td><td>25</td><td>0</td><td>25</td><td>33.3</td><td>8.3</td><td>8.3</td></tr></table>	PASSING	G	Att	Cmp	Int	Yds	TD	Lg	Pct	Avg/P	Avg/G	2020	3	3	1	1	25	0	25	33.3	8.3	8.3	TOTAL	3	3	1	1	25	0	25	33.3	8.3	8.3															
PASSING	G	Att	Cmp	Int	Yds	TD	Lg	Pct	Avg/P	Avg/G																																									
2020	3	3	1	1	25	0	25	33.3	8.3	8.3																																									
TOTAL	3	3	1	1	25	0	25	33.3	8.3	8.3																																									
RB		32 • JAMAURI WAKEFIELD • 6-1 • 223 • 5th • Jacksonville, Fla. • Providence <ul style="list-style-type: none">• Pursuing a graduate degree in marketing• Returned to action in 2020 season opener after suffering a season-ending injury in 2019• Averaged 4.5 yards/carry as redshirt sophomore in 2018• Rushed for 74 yards at Kentucky and 72 yards against South Carolina in 2018• Consensus three-star prospect out of high school• Three-sport star in high school (football, basketball, track and field)	<table><tr><th>RUSHING</th><th>G</th><th>Att</th><th>Yds</th><th>TD</th><th>Lg</th><th>Avg/C</th><th>Avg/G</th></tr><tr><td>2017</td><td>11</td><td>28</td><td>115</td><td>0</td><td>13</td><td>4.1</td><td>10.5</td></tr><tr><td>2018</td><td>13</td><td>78</td><td>353</td><td>2</td><td>26</td><td>4.5</td><td>27.2</td></tr><tr><td>2019</td><td>1</td><td>1</td><td>7</td><td>0</td><td>7</td><td>7.0</td><td>7.0</td></tr><tr><td>2020</td><td>4</td><td>38</td><td>123</td><td>0</td><td>15</td><td>3.2</td><td>30.8</td></tr><tr><td>TOTAL</td><td>29</td><td>145</td><td>598</td><td>2</td><td>26</td><td>4.1</td><td>20.6</td></tr></table>	RUSHING	G	Att	Yds	TD	Lg	Avg/C	Avg/G	2017	11	28	115	0	13	4.1	10.5	2018	13	78	353	2	26	4.5	27.2	2019	1	1	7	0	7	7.0	7.0	2020	4	38	123	0	15	3.2	30.8	TOTAL	29	145	598	2	26	4.1	20.6
RUSHING	G	Att	Yds	TD	Lg	Avg/C	Avg/G																																												
2017	11	28	115	0	13	4.1	10.5																																												
2018	13	78	353	2	26	4.5	27.2																																												
2019	1	1	7	0	7	7.0	7.0																																												
2020	4	38	123	0	15	3.2	30.8																																												
TOTAL	29	145	598	2	26	4.1	20.6																																												
RB		21 • KEYON HENRY-BROOKS • 6-1 • 205 • So. • Powder Springs, Ga. • Kennesaw Mountain <ul style="list-style-type: none">• Undecided on a major• Returned to action against South Carolina after missing the first two games of 2020• 20 carries for a career-high 115 yards on the ground at Mississippi State• Personal-best 97 receiving yards against the Bulldogs on 11 receptions• Leading returning rusher on the Commodores (252 yards) from 2019• First collegiate touchdown came on 61-yard carry against Northern Illinois	<table><tr><th>RUSHING</th><th>G</th><th>Att</th><th>Yds</th><th>TD</th><th>Lg</th><th>Avg/C</th><th>Avg/G</th></tr><tr><td>2019</td><td>11</td><td>56</td><td>252</td><td>1</td><td>61</td><td>4.4</td><td>22.9</td></tr><tr><td>2020</td><td>3</td><td>56</td><td>253</td><td>2</td><td>27</td><td>4.5</td><td>84.3</td></tr><tr><td>TOTAL</td><td>14</td><td>112</td><td>505</td><td>3</td><td>61</td><td>4.5</td><td>36.1</td></tr></table>	RUSHING	G	Att	Yds	TD	Lg	Avg/C	Avg/G	2019	11	56	252	1	61	4.4	22.9	2020	3	56	253	2	27	4.5	84.3	TOTAL	14	112	505	3	61	4.5	36.1																
RUSHING	G	Att	Yds	TD	Lg	Avg/C	Avg/G																																												
2019	11	56	252	1	61	4.4	22.9																																												
2020	3	56	253	2	27	4.5	84.3																																												
TOTAL	14	112	505	3	61	4.5	36.1																																												
RB		9 • ROCKO GRIFFIN • 5-9 • 205 • Fr. • Rincon, Ga. • South Effingham <ul style="list-style-type: none">• Undecided on a major• Season-high 13 carries against Mississippi State• Three-star prospect by 247Sports, Rivals and ESPN• 1,907 all-purpose yards and 17 touchdowns, 894 rushing yards and 15 rushing scores as a senior• Led South Effingham to the 2019 Georgia AAAAA state playoffs• Enjoys chess, boxing and swimming	<table><tr><th>RUSHING</th><th>G</th><th>Att</th><th>Yds</th><th>TD</th><th>Lg</th><th>Avg/C</th><th>Avg/G</th></tr><tr><td>2020</td><td>4</td><td>21</td><td>42</td><td>0</td><td>7</td><td>2.0</td><td>10.5</td></tr><tr><td>TOTAL</td><td>4</td><td>21</td><td>42</td><td>0</td><td>7</td><td>2.0</td><td>10.5</td></tr></table>	RUSHING	G	Att	Yds	TD	Lg	Avg/C	Avg/G	2020	4	21	42	0	7	2.0	10.5	TOTAL	4	21	42	0	7	2.0	10.5																								
RUSHING	G	Att	Yds	TD	Lg	Avg/C	Avg/G																																												
2020	4	21	42	0	7	2.0	10.5																																												
TOTAL	4	21	42	0	7	2.0	10.5																																												
TE		86 • BEN BRESNAHAN • 6-4 • 244 • Jr. • Cumming, Ga. • West Forsyth <ul style="list-style-type: none">• Majoring in medicine, health and society• Tied for the team lead in receiving touchdowns with two• Recorded a career-high six catches for a personal-best 72 yards against Ole Miss• Hauled in second career touchdown against the Rebels on a career-long 43-yard reception• Played in 11 games in 2019 and earned starts against Florida and Tennessee• A three-time all-region selection at West Forsyth	<table><tr><th>RECEIVING</th><th>G</th><th>Rec</th><th>Yds</th><th>TD</th><th>Lg</th><th>Rec/G</th><th>Avg/C</th><th>Avg/G</th></tr><tr><td>2018</td><td>2</td><td>0</td><td>0</td><td>0</td><td>0</td><td>0.0</td><td>0.0</td><td>0.0</td></tr><tr><td>2019</td><td>12</td><td>7</td><td>105</td><td>0</td><td>26</td><td>0.6</td><td>15.0</td><td>8.8</td></tr><tr><td>2020</td><td>5</td><td>17</td><td>169</td><td>2</td><td>43</td><td>3.4</td><td>9.9</td><td>33.8</td></tr><tr><td>TOTAL</td><td>19</td><td>24</td><td>274</td><td>2</td><td>43</td><td>1.3</td><td>11.4</td><td>14.4</td></tr></table>	RECEIVING	G	Rec	Yds	TD	Lg	Rec/G	Avg/C	Avg/G	2018	2	0	0	0	0	0.0	0.0	0.0	2019	12	7	105	0	26	0.6	15.0	8.8	2020	5	17	169	2	43	3.4	9.9	33.8	TOTAL	19	24	274	2	43	1.3	11.4	14.4			
RECEIVING	G	Rec	Yds	TD	Lg	Rec/G	Avg/C	Avg/G																																											
2018	2	0	0	0	0	0.0	0.0	0.0																																											
2019	12	7	105	0	26	0.6	15.0	8.8																																											
2020	5	17	169	2	43	3.4	9.9	33.8																																											
TOTAL	19	24	274	2	43	1.3	11.4	14.4																																											
TE		10 • GAVIN SCHOENWALD • 6-4 • 237 • Jr. • Brentwood, Tenn. • Brentwood Academy <ul style="list-style-type: none">• Majoring in human and organizational development• Played in 11 games in 2019, primarily as a member of the special teams units• Prepped at nearby Brentwood Academy and was an all-state quarterback in 2017• Rated as the No. 6 tight end nationally by ESPN.com• Guided Brentwood to a 12-0 record in 2017 as the starting quarterback• Led team to three state basketball titles	<table><tr><th>RECEIVING</th><th>G</th><th>Rec</th><th>Yds</th><th>TD</th><th>Lg</th><th>Rec/G</th><th>Avg/C</th><th>Avg/G</th></tr><tr><td>2019</td><td>11</td><td>0</td><td>0</td><td>0</td><td>0</td><td>0.0</td><td>0.0</td><td>0.0</td></tr><tr><td>2020</td><td>4</td><td>0</td><td>0</td><td>0</td><td>0</td><td>0.0</td><td>0.0</td><td>0.0</td></tr><tr><td>TOTAL</td><td>15</td><td>0</td><td>0</td><td>0</td><td>0</td><td>0.0</td><td>0.0</td><td>0.0</td></tr></table>	RECEIVING	G	Rec	Yds	TD	Lg	Rec/G	Avg/C	Avg/G	2019	11	0	0	0	0	0.0	0.0	0.0	2020	4	0	0	0	0	0.0	0.0	0.0	TOTAL	15	0	0	0	0	0.0	0.0	0.0												
RECEIVING	G	Rec	Yds	TD	Lg	Rec/G	Avg/C	Avg/G																																											
2019	11	0	0	0	0	0.0	0.0	0.0																																											
2020	4	0	0	0	0	0.0	0.0	0.0																																											
TOTAL	15	0	0	0	0	0.0	0.0	0.0																																											
TE		84 • JUSTIN BALL • 6-6 • 232 • So. • Glenn Dale, Md. • Gonzaga Prep <ul style="list-style-type: none">• Undecided on a major• Made collegiate debut in the season opener against No. 10/11 Texas A&M• Started first three games of 2020• Did not see action as a freshman in 2019• Three-star prospect by ESPN.com and 247Sports.com• Born in Washington D.C.	<table><tr><th>RECEIVING</th><th>G</th><th>Rec</th><th>Yds</th><th>TD</th><th>Lg</th><th>Rec/G</th><th>Avg/C</th><th>Avg/G</th></tr><tr><td>2020</td><td>5</td><td>1</td><td>-3</td><td>0</td><td>0</td><td>0.2</td><td>-3.0</td><td>-0.6</td></tr><tr><td>TOTAL</td><td>5</td><td>1</td><td>-3</td><td>0</td><td>0</td><td>0.2</td><td>-3.0</td><td>-0.6</td></tr></table>	RECEIVING	G	Rec	Yds	TD	Lg	Rec/G	Avg/C	Avg/G	2020	5	1	-3	0	0	0.2	-3.0	-0.6	TOTAL	5	1	-3	0	0	0.2	-3.0	-0.6																					
RECEIVING	G	Rec	Yds	TD	Lg	Rec/G	Avg/C	Avg/G																																											
2020	5	1	-3	0	0	0.2	-3.0	-0.6																																											
TOTAL	5	1	-3	0	0	0.2	-3.0	-0.6																																											

Student-Athlete Profiles

WR



11 • TYRELL ALEXANDER • 6-1 • 184 • 5th • Lancaster, Texas • Lancaster

- Pursuing a graduate degree in learning, diversity and urban studies
- Three-year letter winner at Oklahoma State
- Made Vanderbilt debut at No. 10/11 Texas A&M
- Special teams regular in 2018 and 2019 with the Cowboys
- Appeared in six games at wide receiver in 2017
- Hauled in a 56-yard touchdown against Kansas in 2017

RECEIVING	G	Rec	Yds	TD	Lg	Rec/G	Avg/C	Avg/G
2020	5	2	11	0	6	0.4	5.5	2.2
TOTAL	5	2	11	0	6	0.4	5.5	2.2

WR



7 • CAM JOHNSON • 6-0 • 198 • Jr. • Brentwood, Tenn. • Brentwood Academy

- Majoring in human and organizational development
- Team leader in both receptions and receiving yards
- Personal-best 114 receiving yards on 10 catches at Mississippi State
- Registered a career-high 14 catches for 97 yards against Ole Miss
- Reeled in first touchdown grab of 2020 against South Carolina with a 22-yard reception
- Hauled in a career-long 40-yard pass in home opener against No. 20/17 LSU

RECEIVING	G	Rec	Yds	TD	Lg	Rec/G	Avg/C	Avg/G
2018	4	4	45	0	14	1.0	11.2	11.2
2019	12	30	316	3	28	2.5	10.5	26.3
2020	5	33	338	1	40	6.6	10.2	67.6
TOTAL	21	67	699	4	40	3.2	10.4	33.3

WR




19 • CHRIS PIERCE JR. • 6-4 • 231 • Sr. • Smithfield, Va. • Smithfield

- Majoring in sociology
- Personal-best six receptions at Mississippi State, including one touchdown grab
- Touchdown catches in consecutive games, against Ole Miss and at Mississippi State
- Had 133 receiving yards on three catches at Purdue in 2019
- Football and basketball star at Smithfield High School in southeast Virginia
- Away from football, enjoys boxing

RECEIVING	G	Rec	Yds	TD	Lg	Rec/G	Avg/C	Avg/G
2017	9	0	0	0	0	0.0	0.0	0.0
2018	13	13	128	1	20	1.0	9.8	9.8
2019	12	14	245	1	75	1.2	17.5	20.4
2020	5	13	151	2	21	2.6	11.6	30.2
TOTAL	39	40	524	4	75	1.0	13.1	13.4

WR




4 • JAMES BOSTIC III • 6-3 • 217 • Sr. • Fort Lauderdale, Fla. • Cardinal Gibbons

- Majoring in medicine, health and society
- Recorded year's first reception in the matchup with Ole Miss
- Played in 12 games in 2019, catching 11 passes for 112 yards (10.2 yards/catch)
- Finished with a year-high four grabs for 36 yards against UNLV in 20219
- Played in six games in 2018, making collegiate debut at Notre Dame
- A three-star prospect out of Cardinal Gibbons

RECEIVING	G	Rec	Yds	TD	Lg	Rec/G	Avg/C	Avg/G
2018	6	0	0	0	0	0.0	0.0	0.0
2019	11	11	112	0	17	1.0	10.2	10.2
2020	3	1	12	0	12	0.3	12.0	4.0
TOTAL	20	12	124	0	17	0.6	10.3	6.2

WR




2 • AMIR ABDUR-RAHMAN • 6-4 • 217 • Jr. • Atlanta, Ga. • Mays

- Majoring in medicine, health and society
- Registered career highs in both receptions (5) and receiving yards (72) at No. 10/11 Texas A&M
- Hauled in second career touchdown in the season opener against the Aggies
- Played in 13 games as a true freshman in 2018
- Caught a career-long 52-yard catch versus Baylor in the 2018 Texas Bowl
- A three-sport athlete at Mays (football, track and field and swimming)

RECEIVING	G	Rec	Yds	TD	Lg	Rec/G	Avg/C	Avg/G
2018	13	4	108	1	52	0.3	27.0	8.3
2019	4	0	0	0	0	0.0	0.0	0.0
2020	5	11	171	1	33	2.2	15.5	34.2
TOTAL	22	15	279	2	52	0.7	18.6	12.7

WR




88 • JAYDEN HARRISON • 5-10 • 191 • So. • Nashville, Tenn. • Pearl-Cohn

- Undeclared on a major
- Hauled in a career-long 25-yard reception in the matchup against South Carolina
- Made collegiate debut at No. 10/11 Texas A&M, registering his first career reception
- Did not see action in 2019
- Three-star prospect by ESPN.com, Rivals.com and 247Sports.com
- Born in Pontiac, Mich.

RECEIVING	G	Rec	Yds	TD	Lg	Rec/G	Avg/C	Avg/G
2020	5	5	12	0	25	1.0	2.4	2.4
TOTAL	5	5	12	0	25	1.0	2.4	2.4

WR



14 • DEVIN BODDIE JR. • 5-11 • 168 • So. • Memphis, Tenn. • Whitehaven

- Undeclared on a major
- Did not see game action in 2019
- Consensus three-star prospect coming out of high school
- Finished with 2,300 receiving yards and 45 touchdowns at Whitehaven
- Has one brother, Jared, and five sisters, Jarmine, Timolyn, Taylor, Teagan and Yara
- Born in Shreveport, La.


OG



57 • DREW BIRCHMEIER • 6-4 • 300 • 5th • Midlothian, Va. • Cosby

- Pursuing a master's degree in marketing after graduating in May with a degree in law, history and society
- Transitioning to offensive line after spending last three years along defensive line
- Started all 12 games at defensive tackle in 2019 and earned 12 starts in 2018
- Booked 21 tackles and 1.0 tackle for loss in 2019
- Three-sport athlete at Cosby (football, basketball and baseball)
- Married the former Kiersten Bedwell this summer in Bedwell's parent's backyard



OG












72 • DAN DAWKINS • 6-3 • 308 • Jr. • Staten Island, N.Y. • The Peddie School

- Majoring in sociology studies
- Played in 12 games with starts against Georgia and Purdue in 2019
- A three-sport athlete at The Peddie School (football, baseball and wrestling)
- Nation's No. 8 ranked center coming out of high school
- Led Falcons to the 2017 MAPL championship and Big 3 Trophy in 2016 and 2017
- Has two older sisters, Dakota and Hunter, who both swam collegiately

Student-Athlete Profiles


OT		<p>70 • BRADLEY ASHMORE • 6-6 • 294 • Fr. • Neptune Beach, Fla. • Fletcher Senior</p> <ul style="list-style-type: none"> • Undeclared on a major • Earned first career start, at left guard, against Ole Miss • At Fletcher Senior, served as the school's Marine Coastal Club vice president • First team all-region pick in 2018 and 2019 • Enjoys swimming and cooking away from football
OT		<p>69 • BRAYDEN BAPST • 6-6 • 300 • So. • Washington, D.C. • St. John's College</p> <ul style="list-style-type: none"> • Undeclared on a major • Did not see action as a true freshman in 2019 • Consensus three-star prospect coming out of high school • Helped St. John's College to 9-1 records in 2018 and 2017 • As a senior, started at tight end and played defensive end • Three-sport athlete at St. John's (football, basketball and lacrosse)
OT		<p>77 • CONNOR MIGNONE • 6-4 • 302 • 5th • Redding, Conn. • Joel Barlow</p> <ul style="list-style-type: none"> • Pursuing a graduate degree in data science • Spent the last four seasons at Central Connecticut • First Team All-Northeast Conference honoree three times • In 2019, Helped Central Connecticut's offense lead the conference in scoring, total offense and rushing • 2017 Northeast Conference Offensive Rookie of the Year • Phil Steele Freshman All-American First Team pick in 2017
OT		<p>54 • TYLER STEEN • 6-5 • 317 • Jr. • Miami, Fla. • St. Thomas Aquinas</p> <ul style="list-style-type: none"> • Majoring in human and organizational development • Started all 12 games at right tackle in 2019 • Shifted to starting left tackle for the 2020 season opener at No. 10/11 Texas A&M • Only Commodore offensive lineman to start all 12 games last fall • Father, Daris, is a retired Marine who played football at LSU • Grandfather is Vietnam veteran and Medal of Honor recipient
C		<p>63 • GRANT MILLER • 6-4 • 297 • Sr. • Fort Lauderdale, Fla. • St. Thomas Aquinas</p> <ul style="list-style-type: none"> • Majoring in human and organizational development • Selected as a 2020 team captain • Played 10 games and earned seven starts, including the first five, during the 2019 season • Experienced action in 12 games in 2018 • Prepped at powerful St. Thomas Aquinas in south Florida • Father, Fred, played offensive tackle for 12 years in the NFL (St. Louis Rams, Tennessee, Chicago)
C		<p>65 • MICHAEL WARDEN • 6-2 • 289 • Jr. • Loveland, Ohio • Summit Country Day</p> <ul style="list-style-type: none"> • Majoring in economics • Did not experience game action in 2018 or 2019 • Tallied 97 tackles and 11.5 sacks during prep career • Four-sport athlete for Summit Country Day (football, wrestling, lacrosse and track and field) • Both parents, Robert and Antoinette, are physicians

Student-Athlete Profiles

DE		10 • DAYO ODEYINGBO • 6-6 • 276 • Jr. • Irving, Texas • Carrollton Ranchview <ul style="list-style-type: none">• Majoring in medicine, health and society• 2.5 sacks over his last three games, including 1.0 at Mississippi State• Team leader in tackles for loss (5.0) and sacks (3.5)• Paces the Commodores in quarterback pressures (7) in 2020• Already matched single-season high in sacks and quarterback pressures• 2020 Preseason All-SEC second team• SEC's leading returner in tackles for loss	TACKLES	G	UA	A	TOTAL	TFL	YDS	PD	FF	FR	BLKD	QBH
			2017	12	10	10	20	4.5	20	0	0	0	0	0
DE		94 • RUTGER REITMAIER • 6-3 • 266 • Jr. • Nashville, Tenn. • Lipscomb Academy <ul style="list-style-type: none">• Majoring in sociology• Born and raised in Nashville• Played in all 12 games in 2019, booking 14 tackles and 4.5 tackles for loss• Appeared in all 13 games in 2018 with seven tackles• Four-star prospect (247Sports.com) out of Lipscomb Academy (Tenn.)• Originally attended Oregon, enrolled at Vanderbilt in July 2018	TACKLES	G	UA	A	TOTAL	TFL	YDS	PD	FF	FR	BLKD	QBH
			2018	11	3	4	7	0.0	0	0	0	0	0	0
DT		9 • DAEVION DAVIS • 6-2 • 285 • So. • Madison, Ala. • James Clemens <ul style="list-style-type: none">• Majoring in medicine, health and society• First career forced fumble and fumble recovery at No. 10/11 Texas A&M• Year's first sack and tackle for loss against South Carolina• Played in 11 games as a true freshman in 2019, earning four starts• Two tackles in first collegiate appearance, against No. 3/3 Georgia• Three-star prospect out of James Clemens near Huntsville, Ala.	TACKLES	G	UA	A	TOTAL	TFL	YDS	PD	FF	FR	BLKD	QBH
			2019	11	3	11	14	1.0	6	0	0	0	0	0
DT		90 • CAMERON TIDD • 6-3 • 295 • 5th • Greenwood, Ind. • Center Grove <ul style="list-style-type: none">• Pursuing a graduate degree in marketing• 2018 SEC Academic Honor Roll• Played in all 12 games in 2019 and all 13 in 2018• Booked a career-high nine tackles in 2019 finale at Tennessee• Registered at least one tackle in 10 of 12 games in 2019• Two-time Indiana state champion in discus throw	TACKLES	G	UA	A	TOTAL	TFL	YDS	PD	FF	FR	BLKD	QBH
			2017	12	7	9	16	1.0	7	0	1	0	0	0
DT		95 • RAASHAAN WILKINS JR. • 6-3 • 307 • Jr. • Chicago, Ill. • Mt. Carmel <ul style="list-style-type: none">• Majoring in economics• 2.0 tackles for loss and a fumble recovery against South Carolina• Two tackles in Commodore debut at No. 10/11 Texas A&M• Starting defensive lineman in 2019 at Monterey Peninsula (California) College• Part of Monterey Peninsula unit that paced conference with 48.0 sacks• Enjoys playing Madden	TACKLES	G	UA	A	TOTAL	TFL	YDS	PD	FF	FR	BLKD	QBH
			2020	5	4	1	5	2.0	2	0	0	1	0	0
OLB		21 • KENNY HEBERT • 6-4 • 232 • Sr. • New Orleans, La. • Holy Cross <ul style="list-style-type: none">• Pursuing a graduate degree in learning, diversity and urban studies• SEC Academic Honor Roll (2016)• Played in 11 games in 2017 and started first seven• Multiple tackles in 10 games• Career-high five stops against Georgia and Purdue in 2019• 6.0 sacks for his career	TACKLES	G	UA	A	TOTAL	TFL	YDS	PD	FF	FR	BLKD	QBH
			2017	4	1	0	1	0.0	0	0	0	0	0	0
OLB		48 • ANDRE MINTZE • 6-3 • 246 • 5th • Philadelphia, Pa. • Imhotep Institute <ul style="list-style-type: none">• Working toward master's degree in medicine, health and society• 2.0 sacks on the season, including 1.0 at Mississippi State• Double majored in cinema and media arts, and medicine, health and society and graduated in December 2019• 2020 Vanderbilt Athletics Godfrey Dillard Courage Award recipient• Preseason All-SEC third team selection by the league's head coaches• Aspiring vlogger (Dre Mintze TV)	TACKLES	G	UA	A	TOTAL	TFL	YDS	PD	FF	FR	BLKD	QBH
			2017	11	4	1	5	1.5	3	0	0	0	0	0
OLB		96 • NATE CLIFTON • 6-5 • 267 • So. • La Vergne, Tenn. • Brentwood Academy <ul style="list-style-type: none">• Undecided on major• Earned first career start at Mississippi State• Made collegiate debut in season opener at No. 10/11 Texas A&M• Led Brentwood Academy to three straight Division II Class AAA state titles• Prep teammates with Cam Johnson, Gavin Schoenwald and Harrison Smith• Born in Chicago	TACKLES	G	UA	A	TOTAL	TFL	YDS	PD	FF	FR	BLKD	QBH
			2020	5	1	3	4	0.0	0	0	0	0	0	0
OLB		97 • LORENZA SURGERS • 6-5 • 258 • Jr. • Cary, N.C. • Panther Creek <ul style="list-style-type: none">• Majoring in communication studies• Made first career tackle in the home opener against No. 20/17 LSU• Senior captain for Panther Creek• Earned varsity letters in football and wrestling• Father is a Navy veteran• Mother is a physician	TACKLES	G	UA	A	TOTAL	TFL	YDS	PD	FF	FR	BLKD	QBH
			2020	3	2	0	2	0.0	0	1	0	0	0	0

Student-Athlete Profiles

ILB




7 • DIMITRI MOORE • 6-3 • 234 • Sr. • Cedar Hill, Texas • Cedar Hill

- Majoring in cinema and media arts
- Made year's first start against South Carolina; booked nine tackles
- 2020 Preseason All-SEC third team
- SEC All-Freshman LB (2018)
- Fourth in the SEC in tackles in 2019 with 99
- Double-digit tackles in five games in 2019

TACKLES	G	UA	A	TOTAL	TFL	YDS	PD	FF	FR	BLKD	QBH
2018	13	47	37	84	3.5	6	3	0	0	0	4
2019	12	48	51	99	6.0	28	3	0	0	0	1
2020	4	11	12	23	0.5	1	0	0	0	0	0
TOTAL	29	106	100	206	10.0	35	6	0	0	0	5

ILB




12 • BRAYDEN DEVAULT-SMITH • 6-3 • 227 • Sr. • Nashville, Tenn. • Pearl-Cohn

- Majoring in sociology
- Registered his first career sack against Ole Miss
- First two tackles of 2020 came against No. 20/17 LSU
- 14 tackles during the 2019 season
- Mom is an infection prevention nurse at Vanderbilt Medical Center
- Pianist

TACKLES	G	UA	A	TOTAL	TFL	YDS	PD	FF	FR	BLKD	QBH
2018	13	4	4	8	0.0	0	0	0	0	0	0
2019	11	13	10	23	0.0	0	0	0	0	0	1
2020	4	3	1	4	1.5	2	0	0	0	0	0
TOTAL	28	20	15	35	1.5	2	0	0	0	0	1

ILB




26 • ANFERNEE ORJI • 6-2 • 224 • So. • Rockwall, Texas • Rockwall

- Majoring in computer engineering
- Career-high nine tackles at Mississippi State
- Played in nine games as a true freshman in 2019 and booked six tackles
- Four-star prospect by Rivals.com
- Older brother Alston plays for Vanderbilt
- Family is Nigerian American

TACKLES	G	UA	A	TOTAL	TFL	YDS	PD	FF	FR	BLKD	QBH
2019	9	2	4	6	0.0	0	1	0	0	0	1
2020	5	12	20	32	0.0	0	1	0	0	0	0
TOTAL	14	14	24	38	0.0	0	2	0	0	0	1

ILB




24 • ALSTON ORJI • 6-2 • 245 • Jr. • Rockwall, Texas • Rockwall

- Majoring in American studies
- Three stops in the season opener at No. 10/11 Texas A&M
- Played in four games and booked two tackles in 2019
- Appeared in 11 contests in 2018 and tallied four tackles
- Consensus four-star prospect coming out of high school
- Younger brother Anfernee also plays for Vanderbilt

TACKLES	G	UA	A	TOTAL	TFL	YDS	PD	FF	FR	BLKD	QBH
2018	11	2	2	4	0.0	0	0	0	0	0	0
2019	4	1	1	2	0.0	0	0	0	0	0	0
2020	4	3	7	10	0.0	0	0	0	0	0	1
TOTAL	19	6	10	16	0.0	0	0	0	0	0	1

ILB




50 • ETHAN BARR • 6-3 • 236 • Fr. • Flower Mound, Texas • Marcus

- Undecided on major
- Personal-best six tackles versus Mississippi State in first career start
- Collegiate debut in the season opener at No. 10/11 Texas A&M
- Three-star prospect by 247Sports.com and ESPN.com
- Three-year starter for Dallas-Fort Worth metro public power
- Two-time defensive captain

TACKLES	G	UA	A	TOTAL	TFL	YDS	PD	FF	FR	BLKD	QBH
2020	5	5	9	14	0.5	1	0	0	0	0	0
TOTAL	5	5	9	14	0.5	1	0	0	0	0	0

CB




4 • RANDALL HAYNIE • 6-0 • 185 • Sr. • Ft. Lauderdale, Fla. • Cardinal Gibbons

- Majoring in sociology
- Picked off third career pass in the home opener against No. 20/17 LSU
- Played in 12 games and booked 18 tackles in 2019
- Returned an interception 47 yards for a touchdown against LSU (2019)
- Appeared in all 13 games during 2018 campaign
- High school teammate of James Bostic III

TACKLES	G	UA	A	TOTAL	TFL	YDS	PD	FF	FR	BLKD	QBH
2018	13	13	2	15	0.0	0	5	0	0	0	0
2019	11	12	6	18	1.0	2	5	0	0	0	0
2020	4	5	1	6	0.0	0	1	0	0	0	0
TOTAL	28	30	9	39	1.0	2	11	0	0	0	0

CB



6 • GABE JEUDY-LALLY • 6-1 • 180 • So. • Charlotte, N.C. • Ardrey Kell

- Majoring in human and organizational development and sociology
- Made first career start against Ole Miss
- Tallied six tackles in the first two games after not recording any in 2019
- Played in four games as a true freshman
- Born in New York City
- National Honor Society member at Ardrey Kell High School

TACKLES	G	UA	A	TOTAL	TFL	YDS	PD	FF	FR	BLKD	QBH
2019	4	0	0	0	0.0	0	0	0	0	0	0
2020	4	8	2	10	0.0	0	0	0	0	0	0
TOTAL	8	8	2	10	0.0	0	0	0	0	0	0

CB




28 • ALLAN GEORGE • 6-1 • 187 • Sr. • Andalusia, Ala. • Andalusia

- Majoring in medicine, health and society
- Career-high eight tackles at Mississippi State
- Year's first tackle for loss came against South Carolina
- Two interceptions for his career
- First pick of 2019 ended end-zone possession in win over No. 22 Missouri
- Got engaged to Vanderbilt cheerleader Katlyn Richardson in September 2020

TACKLES	G	UA	A	TOTAL	TFL	YDS	PD	FF	FR	BLKD	QBH
2018	12	25	8	33	3.5	16	5	1	0	0	0
2019	12	25	13	38	3.0	8	6	0	1	0	0
2020	5	13	7	20	2.5	3	0	0	0	0	0
TOTAL	29	63	28	91	9.0	27	11	1	1	0	0

CB




23 • JAYLEN MAHONEY • 5-11 • 185 • So. • Rock Hill, S.C. • South Pointe


- Majoring in human and organizational development
- 29 tackles across last three games, averaging 9.7 over the span
- Career-high tying 10 stops against both South Carolina and Mississippi State
- Personal-best 2.0 tackles for loss against South Carolina
- Recovered second career fumble at No. 10/11 Texas A&M
- First career interception at Tennessee in 2019


TACKLES	G	UA	A	TOTAL	TFL	YDS	PD	FF	FR	BLKD	QBH
2019	12	10	13	23	1.5	11	3	0	1	0	0
2020	4	18	15	33	2.0	6	2	0	1	0	0
TOTAL	16	28	28	56	3.5	17	5	0	2	0	0


Student-Athlete Profiles


CB		5 • DC WILLIAMS • 5-11 • 193 • Sr. • Miami, Fla. • St. Thomas Aquinas																																															
		<ul style="list-style-type: none">• Majoring in medicine, health and society• Started first game of 2020 versus South Carolina• Played in eight games and started three contests in 2019• Started collegiate career at Wisconsin, seeing action as a true freshman• 30 tackles, an interception and six defended passes at Wisconsin (2017)• Full name is Dontye Carriere-Williams, known to teammates as “DC”	<table><tr><th>TACKLES</th><th>G</th><th>UA</th><th>A</th><th>TOTAL</th><th>TFL</th><th>YDS</th><th>PD</th><th>FF</th><th>FR</th><th>BLKD</th><th>QBH</th></tr><tr><td>2019</td><td>8</td><td>6</td><td>3</td><td>9</td><td>0.0</td><td>0</td><td>0</td><td>0</td><td>0</td><td>0</td><td>0</td></tr><tr><td>2020</td><td>3</td><td>6</td><td>3</td><td>9</td><td>0.0</td><td>0</td><td>0</td><td>0</td><td>0</td><td>0</td><td>0</td></tr><tr><td>TOTAL</td><td>11</td><td>12</td><td>6</td><td>18</td><td>0.0</td><td>0</td><td>0</td><td>0</td><td>0</td><td>0</td><td>0</td></tr></table>	TACKLES	G	UA	A	TOTAL	TFL	YDS	PD	FF	FR	BLKD	QBH	2019	8	6	3	9	0.0	0	0	0	0	0	0	2020	3	6	3	9	0.0	0	0	0	0	0	0	TOTAL	11	12	6	18	0.0	0	0	0	0
TACKLES	G	UA	A	TOTAL	TFL	YDS	PD	FF	FR	BLKD	QBH																																						
2019	8	6	3	9	0.0	0	0	0	0	0	0																																						
2020	3	6	3	9	0.0	0	0	0	0	0	0																																						
TOTAL	11	12	6	18	0.0	0	0	0	0	0	0																																						


S		33 • DASHAUN JERKINS • 6-0 • 190 • Jr. • Woodbridge, Va. • Woodbridge																																																											
		<ul style="list-style-type: none">• Majoring in medicine, health and society• Among the team leaders in tackles with 29• First career forced fumble at No. 10/11 Texas A&M• Played in 11 games and earned nine starts in 2019• 14 tackles and a fumble recovery versus No. 3/3 Georgia (2019) in first career start• At least three tackles in all nine starts in 2019	<table><tr><th>TACKLES</th><th>G</th><th>UA</th><th>A</th><th>TOTAL</th><th>TFL</th><th>YDS</th><th>PD</th><th>FF</th><th>FR</th><th>BLKD</th><th>QBH</th></tr><tr><td>2018</td><td>2</td><td>0</td><td>0</td><td>0</td><td>0.0</td><td>0</td><td>0</td><td>0</td><td>0</td><td>0</td><td>0</td></tr><tr><td>2019</td><td>11</td><td>34</td><td>24</td><td>58</td><td>0.5</td><td>0</td><td>2</td><td>0</td><td>1</td><td>0</td><td>0</td></tr><tr><td>2020</td><td>4</td><td>10</td><td>19</td><td>29</td><td>0.0</td><td>0</td><td>2</td><td>1</td><td>1</td><td>0</td><td>0</td></tr><tr><td>TOTAL</td><td>17</td><td>44</td><td>43</td><td>87</td><td>0.5</td><td>0</td><td>4</td><td>1</td><td>2</td><td>0</td><td>0</td></tr></table>	TACKLES	G	UA	A	TOTAL	TFL	YDS	PD	FF	FR	BLKD	QBH	2018	2	0	0	0	0.0	0	0	0	0	0	0	2019	11	34	24	58	0.5	0	2	0	1	0	0	2020	4	10	19	29	0.0	0	2	1	1	0	0	TOTAL	17	44	43	87	0.5	0	4	1	2
TACKLES	G	UA	A	TOTAL	TFL	YDS	PD	FF	FR	BLKD	QBH																																																		
2018	2	0	0	0	0.0	0	0	0	0	0	0																																																		
2019	11	34	24	58	0.5	0	2	0	1	0	0																																																		
2020	4	10	19	29	0.0	0	2	1	1	0	0																																																		
TOTAL	17	44	43	87	0.5	0	4	1	2	0	0																																																		


S		13 • BRENDON HARRIS • 6-1 • 212 • Jr. • Chattanooga, Tenn. • Baylor																																															
		<ul style="list-style-type: none">• Majoring in medicine, health and society• Career-high 10 tackles at Mississippi State• Forced first career fumble against South Carolina• Appeared in 11 games and started three in 2019• Finished fourth on the team in total tackles (51) and solo stops (32)• Born and raised in Chattanooga, Tenn.	<table><tr><th>TACKLES</th><th>G</th><th>UA</th><th>A</th><th>TOTAL</th><th>TFL</th><th>YDS</th><th>PD</th><th>FF</th><th>FR</th><th>BLKD</th><th>QBH</th></tr><tr><td>2019</td><td>10</td><td>32</td><td>19</td><td>51</td><td>1.0</td><td>1</td><td>2</td><td>0</td><td>0</td><td>0</td><td>0</td></tr><tr><td>2020</td><td>3</td><td>8</td><td>8</td><td>16</td><td>1.0</td><td>1</td><td>2</td><td>1</td><td>0</td><td>0</td><td>0</td></tr><tr><td>TOTAL</td><td>17</td><td>41</td><td>27</td><td>68</td><td>2.0</td><td>2</td><td>4</td><td>1</td><td>0</td><td>0</td><td>0</td></tr></table>	TACKLES	G	UA	A	TOTAL	TFL	YDS	PD	FF	FR	BLKD	QBH	2019	10	32	19	51	1.0	1	2	0	0	0	0	2020	3	8	8	16	1.0	1	2	1	0	0	0	TOTAL	17	41	27	68	2.0	2	4	1	0
TACKLES	G	UA	A	TOTAL	TFL	YDS	PD	FF	FR	BLKD	QBH																																						
2019	10	32	19	51	1.0	1	2	0	0	0	0																																						
2020	3	8	8	16	1.0	1	2	1	0	0	0																																						
TOTAL	17	41	27	68	2.0	2	4	1	0	0	0																																						

S		11 • JUSTIN HARRIS • 6-1 • 194 • So. • Attalla, Ala. • Etowah																																															
		<ul style="list-style-type: none">• Undecided on major• Made first collegiate start against No. 20/17 LSU• Played in four games as a true freshman in 2019• As reserve safety and special teams contributor, saw action in four contests• Father, Eddie, played football at Jacksonville State and Delta State• Served as the student government vice president at Etowah	<table><tr><th>TACKLES</th><th>G</th><th>UA</th><th>A</th><th>TOTAL</th><th>TFL</th><th>YDS</th><th>PD</th><th>FF</th><th>FR</th><th>BLKD</th><th>QBH</th></tr><tr><td>2019</td><td>4</td><td>0</td><td>0</td><td>0</td><td>0.0</td><td>0</td><td>0</td><td>0</td><td>0</td><td>0</td><td>0</td></tr><tr><td>2020</td><td>5</td><td>1</td><td>4</td><td>5</td><td>0.0</td><td>0</td><td>1</td><td>0</td><td>0</td><td>0</td><td>0</td></tr><tr><td>TOTAL</td><td>9</td><td>1</td><td>4</td><td>5</td><td>0.0</td><td>0</td><td>1</td><td>0</td><td>0</td><td>0</td><td>0</td></tr></table>	TACKLES	G	UA	A	TOTAL	TFL	YDS	PD	FF	FR	BLKD	QBH	2019	4	0	0	0	0.0	0	0	0	0	0	0	2020	5	1	4	5	0.0	0	1	0	0	0	0	TOTAL	9	1	4	5	0.0	0	1	0	0
TACKLES	G	UA	A	TOTAL	TFL	YDS	PD	FF	FR	BLKD	QBH																																						
2019	4	0	0	0	0.0	0	0	0	0	0	0																																						
2020	5	1	4	5	0.0	0	1	0	0	0	0																																						
TOTAL	9	1	4	5	0.0	0	1	0	0	0	0																																						

S		14 • MAX WORSHIP • 6-1 • 206 • Jr. • Fort Lauderdale, Fla. • Cardinal Gibbons																																																											
		<ul style="list-style-type: none">• Undecided on a major• Booked career-high eight tackles versus Ole Miss• Registered seven stops against South Carolina in first career start• 14 tackles with a year-best four against LSU in 2019• Sister, Domonique, serves as an attorney for the NBA• Mother, Victoria, named one of South Florida’s most influential black women in business and industry in 2017	<table><tr><th>TACKLES</th><th>G</th><th>UA</th><th>A</th><th>TOTAL</th><th>TFL</th><th>YDS</th><th>PD</th><th>FF</th><th>FR</th><th>BLKD</th><th>QBH</th></tr><tr><td>2018</td><td>13</td><td>3</td><td>4</td><td>7</td><td>0.0</td><td>0</td><td>0</td><td>0</td><td>0</td><td>0</td><td>0</td></tr><tr><td>2019</td><td>9</td><td>8</td><td>6</td><td>14</td><td>0.0</td><td>0</td><td>0</td><td>0</td><td>0</td><td>0</td><td>0</td></tr><tr><td>2020</td><td>4</td><td>6</td><td>11</td><td>17</td><td>0.5</td><td>0</td><td>2</td><td>0</td><td>0</td><td>0</td><td>2</td></tr><tr><td>TOTAL</td><td>26</td><td>17</td><td>21</td><td>38</td><td>0.5</td><td>0</td><td>2</td><td>0</td><td>0</td><td>0</td><td>2</td></tr></table>	TACKLES	G	UA	A	TOTAL	TFL	YDS	PD	FF	FR	BLKD	QBH	2018	13	3	4	7	0.0	0	0	0	0	0	0	2019	9	8	6	14	0.0	0	0	0	0	0	0	2020	4	6	11	17	0.5	0	2	0	0	0	2	TOTAL	26	17	21	38	0.5	0	2	0	0
TACKLES	G	UA	A	TOTAL	TFL	YDS	PD	FF	FR	BLKD	QBH																																																		
2018	13	3	4	7	0.0	0	0	0	0	0	0																																																		
2019	9	8	6	14	0.0	0	0	0	0	0	0																																																		
2020	4	6	11	17	0.5	0	2	0	0	0	2																																																		
TOTAL	26	17	21	38	0.5	0	2	0	0	0	2																																																		

K		37 • PIERSON COOKE • 6-0 • 194 • Jr. • Bloomfield Hills, Mich. • Cranbrook-Kingswood																													
		<ul style="list-style-type: none">• Majoring in political science• Primary kickoff specialist and has handled field goal attempts• Career-long 41-yard field goal at Mississippi State• Connected on first career field goal from 33 yards at Texas A&M• Appeared in nine games as a kickoff specialist in 2019• Kicked off 29 times for 1,816 yards (62.6 yards/kickoff)	<table><tr><th>FIELD GOALS</th><th>G</th><th>FGM-FGA</th><th>%</th><th>1-29</th><th>30-39</th><th>40-49</th><th>50+</th><th>LG</th><th>PAT</th></tr><tr><td>2020</td><td>5</td><td>2-6</td><td>33.3</td><td>0-2</td><td>1-1</td><td>1-2</td><td>0-1</td><td>41</td><td>2-2</td></tr><tr><td>TOTAL</td><td>5</td><td>2-6</td><td>33.3</td><td>0-2</td><td>1-1</td><td>1-2</td><td>0-1</td><td>41</td><td>2-2</td></tr></table>	FIELD GOALS	G	FGM-FGA	%	1-29	30-39	40-49	50+	LG	PAT	2020	5	2-6	33.3	0-2	1-1	1-2	0-1	41	2-2	TOTAL	5	2-6	33.3	0-2	1-1	1-2	0-1
FIELD GOALS	G	FGM-FGA	%	1-29	30-39	40-49	50+	LG	PAT																						
2020	5	2-6	33.3	0-2	1-1	1-2	0-1	41	2-2																						
TOTAL	5	2-6	33.3	0-2	1-1	1-2	0-1	41	2-2																						

K		47 • WES FARLEY • 6-1 • 185 • Jr. • New Canaan, Conn. • New Canaan																													
		<ul style="list-style-type: none">• Working toward double major of economics and human and organizational development• Made Vanderbilt debut against Ole Miss in 2020• Converted all three PATs in debut, and is 5-for-5 on the season• Appearance versus the Rebels was first career football game• Soccer prep standout for New Canaan• One of five siblings; born as a triplet with sisters Anne and Eliva	<table><tr><th>FIELD GOALS</th><th>G</th><th>FGM-FGA</th><th>%</th><th>1-29</th><th>30-39</th><th>40-49</th><th>50+</th><th>LG</th><th>PAT</th></tr><tr><td>2020</td><td>2</td><td>0-0</td><td>.000</td><td>0-0</td><td>0-0</td><td>0-0</td><td>0-0</td><td>-</td><td>5-5</td></tr><tr><td>TOTAL</td><td>2</td><td>0-0</td><td>.000</td><td>0-0</td><td>0-0</td><td>0-0</td><td>0-0</td><td>-</td><td>5-5</td></tr></table>	FIELD GOALS	G	FGM-FGA	%	1-29	30-39	40-49	50+	LG	PAT	2020	2	0-0	.000	0-0	0-0	0-0	0-0	-	5-5	TOTAL	2	0-0	.000	0-0	0-0	0-0	0-0
FIELD GOALS	G	FGM-FGA	%	1-29	30-39	40-49	50+	LG	PAT																						
2020	2	0-0	.000	0-0	0-0	0-0	0-0	-	5-5																						
TOTAL	2	0-0	.000	0-0	0-0	0-0	0-0	-	5-5																						

P		95 • HARRISON SMITH • 5-10 • 188 • Jr. • Franklin, Tenn. • Brentwood Academy																															
		<ul style="list-style-type: none">• Majoring in biological sciences, and classical and Mediterranean studies• Averaging 42.1 yards a kick in 2020 with six downed inside the opponent 20-yard line• Punted in all 12 games in 2019 and averaged 43.0 yards/punt• Class salutatorian• Lettered in football, wrestling, tennis and track and field at Brentwood• Played with current Commodores Cam Johnson, Gavin Schoenwald and Nate Clifton at Brentwood Academy	<table><tr><th>PUNTING</th><th>G</th><th>NO</th><th>YARDS</th><th>AVG.</th><th>LONG</th><th>I-20</th><th>50+</th></tr><tr><td>2019</td><td>12</td><td>77</td><td>3,313</td><td>43.0</td><td>66</td><td>31</td><td>16</td></tr><tr><td>2020</td><td>4</td><td>20</td><td>842</td><td>42.1</td><td>56</td><td>6</td><td>8</td></tr><tr><td>TOTAL</td><td>16</td><td>97</td><td>4,155</td><td>42.8</td><td>66</td><td>37</td><td>24</td></tr></table>	PUNTING	G	NO	YARDS	AVG.	LONG	I-20	50+	2019	12	77	3,313	43.0	66	31	16	2020	4	20	842	42.1	56	6	8	TOTAL	16	97	4,155	42.8	66
PUNTING	G	NO	YARDS	AVG.	LONG	I-20	50+																										
2019	12	77	3,313	43.0	66	31	16																										
2020	4	20	842	42.1	56	6	8																										
TOTAL	16	97	4,155	42.8	66	37	24																										

P		36 • JARED WHEATLEY • 6-1 • 190 • So. • Indian Trail, N.C. • Porter Ridge																							
		<ul style="list-style-type: none">• Undecided on major• Made debut against Ole Miss, punting five times for 33.2 yards/punt• Downed four balls inside the Rebel 20-yard line• Long punt covered 55 yards versus Ole Miss• 2018 South Charlotte Punter of the Year• Away from football, enjoys fishing, golfing, snow skiing and hiking	<table><tr><th>PUNTING</th><th>G</th><th>NO</th><th>YARDS</th><th>AVG.</th><th>LONG</th><th>I-20</th><th>50+</th></tr><tr><td>2020</td><td>1</td><td>5</td><td>166</td><td>33.2</td><td>55</td><td>4</td><td>1</td></tr><tr><td>TOTAL</td><td>1</td><td>5</td><td>166</td><td>33.2</td><td>55</td><td>4</td><td>1</td></tr></table>	PUNTING	G	NO	YARDS	AVG.	LONG	I-20	50+	2020	1	5	166	33.2	55	4	1	TOTAL	1	5	166	33.2	55
PUNTING	G	NO	YARDS	AVG.	LONG	I-20	50+																		
2020	1	5	166	33.2	55	4	1																		
TOTAL	1	5	166	33.2	55	4	1																		

Coaching Staff



Derek Mason • Head Coach

- Northern Arizona '93
- Became the 28th head coach in Vanderbilt history on Jan. 14, 2014
- 27-52 overall record: Sixth on all-time wins list by Vanderbilt head coach
- Signed renewed contract after conclusion of 2018 season
- Has coached at schools in eight intercollegiate conferences, ranging from the Big Sky and Pac-12 in the west, Patriot League in northeast, the MAC in middle America and SEC in southeast.
- First Vanderbilt coach since 1923-24, 1926 to defeat Tennessee three consecutive years
- 8-1 in last eight games against Tennessee opponents (3-1 vs. Tennessee, 3-0 vs. Middle Tennessee, 2-0 vs. Tenn State)
- Over last three years, teams are 7-7 in September, after going 4-9 in September during first three years
- Needs two wins to tie for fourth on the program's all-time coaching wins chart
- Has mentored several outstanding defensive players, including cornerbacks Richard Sherman and Joejuan Williams, and linebackers Trent Murphy, Shayne Shov, Zach Cunningham and Oren Burks
- Fourth Vanderbilt head coach in last 50 years to enjoy six-year tenures, joining Bobby Johnson, George MacIntyre and Bill Pace
- As Stanford assistant and Willie Shaw Director of Defense from 2010-13, helped Cardinal to 45-8 overall record, back-to-back Rose Bowl appearances (2012-13), Orange Bowl (2010) and Fiesta Bowl (2011)
- Mason's Stanford defense were regarded among the most punishing in the NCAA, and were recognized by their outstanding play against the run and success against spread offenses
- 2012 Broyles Award finalist. Award is presented annually to the nation's top assistant coach
- Hired by Jim Harbaugh to join Stanford defensive staff away from Minnesota Vikings in NFL
- Known as brilliant defensive strategist, Mason started his collegiate coaching career as an offensive assistant
- Four-year letter winner as defensive back at Northern Arizona (1989-92)
- Born Sept. 29, 1969, and raised in Phoenix, Arizona

Season	Overall • SEC	Postseason	Notes
2020	0-5 • 0-5	--	Defense limited No. 10/11 Texas A&M to 17 points in season opener
2019	3-9 • 1-7	--	Earned third victory over AP Top 25 opponent when Commodores defeated No. 22 Missouri (Oct. 19)
2018	6-7 • 3-5	Texas Bowl vs. Baylor (L, 38-45)	Became second head coach to lead Commodores to two bowl games
2017	5-7 • 1-7	--	Opened with early-season win over ranked-Kansas State, closed with win over Tennessee
2016	6-7 • 3-5	Independence Bowl vs. N.C. State (L, 17-41)	Closed regular season with impressive, back-to-back victories over Ole Miss, Tennessee
2015	4-8 • 2-6	--	Earned first victories against SEC opponent with home wins over Missouri and Kentucky
2014	3-9 • 0-8	--	Mason's initial squad was 3-1 in nonconference play



Ted Roof • Defensive Coordinator • Inside Linebackers

- First season at Vanderbilt
- 33rd season overall
- Georgia Tech '87
- Hails from Lawrenceville, Ga.
- Twin sons both play college football with T.D. a linebacker at Appalachian State and Michael a quarterback at Charlotte



Todd Fitch • Offensive Coordinator • Quarterbacks

- First season at Vanderbilt
- 36th season overall with 16 postseason appearances
- Ohio Wesleyan '86
- Hails from Ohio and was a three-year starter at defensive back for Ohio Wesleyan.
- Mentors include Don Nehlen, Earle Bruce, Lou Holtz



Aaron Henry • Cornerbacks

- First season at Vanderbilt
- Seventh season overall
- Wisconsin '11
- Hails from Immokalee, Fla.
- Coached with Ted Roof at NC State in 2018



Tim Horton • Running Backs

- Second season at Vanderbilt
- 30th season overall
- Arkansas '90
- Hails from Conway, Ark.
- Coached several SEC standout RBs, including Tre Mason, Kerryon Johnson, Darren McFadden and Felix Jones



Jovan Haye • Defensive Line

- Second season at Vanderbilt
- Third season overall
- Vanderbilt '07
- Hails from Mandeville, Jamaica
- Vanderbilt's 2019 SEC Football Legend



Tony Ball • Wide Receivers

- First season at Vanderbilt
- 11th season overall
- Chattanooga '83
- Hails from Chattanooga, Tenn.
- Inducted into Chattanooga's Athletics Hall of Fame in 2006 and was named to the school's All-Century Team in 2003



Marc Mattioli • Defensive Secondary

- Sixth season at Vanderbilt
- 10th season overall
- Rhodes College '09
- Hails from Roswell, Ga.
- Served as defensive graduate assistant at Stanford under Derek Mason



Pete Rossomando • Offensive Line

- First season at Vanderbilt
- 17th season overall
- Boston '94
- Hails from Staten Island, N.Y.
- 2012 Liberty Mutual NCAA Division II National Coach of the Year at Central Connecticut



Kenechi Udezue • Outside Linebackers

- First season at Vanderbilt
- Fifth season overall
- Southern California '10
- Hails from Los Angeles
- Won a championship as a player at USC in 2003 and as a defensive analyst at LSU in 2019



Devin Fitzsimmons • Special Teams Coordinator • Tight Ends

- Second season at Vanderbilt
- 15th season overall
- Bucknell '05
- Hails from Folsom, La.
- Played for Bucknell squad that included Derek Mason on coaching staff

2020 Statistics

	Overall	Home	Away	Neutral
Overall	0-5-0	0-3-0	0-2-0	0-0-0
Conference	0-5-0	0-3-0	0-2-0	0-0-0
Nonconference				

	Vanderbilt	Opponents
SCORING	64	177
Points Per Game	12.8	35.4
Points Off Turnovers	14	28
FIRST DOWNS	103	112
Rushing	37	42
Passing	55	62
Penalty	11	8
RUSHING YARDAGE	578	803
Yards gained rushing	713	915
Yards lost rushing	135	112
Rushing Attempts	184	151
Average Per Rush	3.1	5.3
Average Per Game	115.6	160.6
TDs Rushing	2	10
PASSING YARDAGE	1,091	1,397
Comp-Att-Int	111-168-9	123-172-1
Average Per Pass	6.5	8.1
Average Per Catch	9.8	11.4
Average Per Game	218.2	279.4
TDs Passing	6	13
TOTAL OFFENSE	1,669	2,200
Total Plays	352	323
Average Per Play	4.7	6.8
Average Per Game	333.8	440.0
KICK RETURNS: #-Yards	12-278	5-112
PUNT RETURNS: #-Yards	5-46	9-134
INT RETURNS: #-Yards	1-2	9-132
KICK RETURN AVERAGE	23.2	22.4
PUNT RETURN AVERAGE	9.2	14.9
INT RETURN AVERAGE	2.0	14.7
FUMBLES-LOST	9-5	7-5
PENALTIES-Yards	22-182	32-267
Average Per Game	36.4	53.4
PUNTS-Yards	25-1008	15-678
Average Per Punt	40.3	45.2
Net punt average	34.2	42.1
KICKOFFS-Yards	14-847	35-2,0133
Average Per Kick	60.5	60.9
Net kick average	40.0	40.1
TIME OF POSSESSION/Game	31:07	28:53
3RD-DOWN Conversions	31/74	24/58
3rd-Down Pct	42%	41%
4TH-DOWN Conversions	5/10	3/4
4th-Down Pct	50%	75%
SACKS BY-Yards	8-48	10-63
MISC YARDS	0	0
TOUCHDOWNS SCORED	8	23
FIELD GOALS-ATTEMPTS	2-6	6-8
ON-SIDE KICKS	0-1	0-0
RED-ZONE SCORES	(6-12) 50%	(17-19) 89%
RED-ZONE TOUCHDOWNS	(5-12) 42%	(13-19) 68%
PAT-ATTEMPTS	(8-8) 100%	(19-21) 90%
ATTENDANCE	4128	36961
Games/Avg Per Game	3/1376	2/18480
Neutral Site Games		0/0

SCORE BY QUARTERS	1st	2nd	3rd	4th	Total
Vanderbilt	3	23	21	17	64
Opponents	52	36	58	31	177

RUSHING	GP	Att	Gain	Loss	Net	Avg	TD	Long	Avg/G
Keyon Henry-Brooks	3	56	260	7	253	4.5	2	27	84.3
Ja'Veon Marlow	2	33	153	5	148	4.5	0	22	74.0
Jamauri Wakefield	4	38	144	21	123	3.2	0	15	30.8
Rocko Griffin Jr.	4	21	50	8	42	2.0	0	7	10.5
Mitchell Pryor	5	2	19	0	19	9.5	0	10	3.8
Jayden Harrison	5	1	16	0	16	16.0	0	16	3.2
Dashaun Jerkins	4	1	7	0	7	7.0	0	7	1.8
Mike Wright	3	8	29	23	6	0.8	0	11	2.0
Elijah Hamilton	5	1	3	0	3	3.0	0	3	0.6
Tyrell Alexander	5	1	0	6	-6	-6.0	0	0	-1.2
Ken Seals	5	22	32	65	-33	-1.5	0	8	-6.6
Total	5	184	713	135	578	3.1	2	27	115.6
Opponents	5	151	915	112	803	5.3	10	88	160.6

PASSING	G	Effic	Comp-Att-Int	Pct	Yds	TD	Lng	Avg/G
Ken Seals	5	124.0	110-164-8	67.1	1,066	6	48	213.2
Mike Wright	3	36.7	1-3-1	33.3	25	0	25	8.3
TEAM	3	0.0	0-1-0	0.0	0	0	0	0.0
Total	5	121.7	111-168-9	66.1	1,091	6	48	218.2
Opponents	5	163.5	123-172-1	71.5	1,397	13	51	279.4

RECEIVING	G	No.	Yds	Avg	TD	Long	Avg/G
Cam Johnson	5	33	338	10.2	1	40	67.6
Keyon Henry-Brooks	3	20	207	10.4	0	48	69.0
Ben Bresnahan	5	17	169	9.9	2	43	33.8
Chris Pierce Jr.	5	13	151	11.6	2	21	30.2
Amir Abdur-Rahman	5	11	171	15.5	1	33	34.2
Jamauri Wakefield	4	5	16	3.2	0	7	4.0
Jayden Harrison	5	5	12	2.4	0	25	2.4
Tyrell Alexander	5	2	11	5.5	0	6	2.2
Ja'Veon Marlow	2	2	4	2.0	0	5	2.0
James Bostic III	3	1	12	12.0	0	12	4.0
Rocko Griffin Jr.	4	1	3	3.0	0	3	0.8
Justin Ball	5	1	-3	-3.0	0	0	-0.6
Total	5	111	1,091	9.8	6	48	218.2
Opponents	5	123	1,397	11.4	13	51	279.4

PUNT RETURNS	No.	Yds	Avg	TD	Long
Cam Johnson	5	46	9.2	0	21
Total	5	46	9.2	0	21
Opponents	9	134	14.9	0	48

KICK RETURNS	No.	Yds	Avg	TD	Long
Jayden Harrison	7	141	20.1	0	27
Donovan Kaufman	5	137	27.4	0	58
Total	12	278	23.2	0	58
Opponents	5	112	22.4	0	32

2020 Statistics

INTERCEPTIONS

Randall Haynie	1	2	2.0	0	2
Total	1	2	2.0	0	2
Opponents	9	132	14.7	0	35

FUMBLE RETURNS

Dashaun Jerkins	1	8	8.0	0	8
Andre Mintze	1	6	6.0	0	6
Total	2	14	7.0	0	8
Opponents	1	7	7.0	0	7

PUNTING

Harrison Smith	20	842	42.1	56	1	7	6	8	0
Jared Wheatley	5	166	33.2	55	0	1	4	1	0
Total	25	1,008	40.3	56	1	8	10	9	0
Opponents	15	678	45.2	63	0	6	8	5	0

FIELD GOALS

Pierson Cooke	2-6	33.3	0-0	0-2	1-1	1-2	0-1	41	0
Total	2-6	33.3	0-0	0-2	1-1	1-2	0-1	41	0
Opponents	6-8	75.0	0-0	2-2	1-1	2-3	1-2	53	0

Field Goal Sequence

Texas A&M	(33),45	(24)
LSU	22	(53),(31)
South Carolina	29	(42),53,(40)
Ole Miss	-	42
Mississippi State	50, (41)	(25)

SCORING

Keyon Henry-Brooks	2	0-0	0-0	0-0	0	0-0	0	0	12
Chris Pierce Jr.	2	0-0	0-0	0-0	0	0-0	0	0	12
Ben Bresnahan	2	0-0	0-0	0-0	0	0-0	0	0	12
Pierson Cooke	0	2-6	3-3	0-0	0	0-0	0	0	9
Amir Abdur-Rahman	1	0-0	0-0	0-0	0	0-0	0	0	6
Cam Johnson	1	0-0	0-0	0-0	0	0-0	0	0	6
Wes Farley	0	0-0	5-5	0-0	0	0-0	0	0	5
TEAM	0	0-0	0-0	0-0	0	0-0	0	1	2
Total	8	2-6	8-8	0-0	0	0-0	0	1	64
Opponents	23	6-8	19-21	1-1	0	0-1	0	0	177

TOTAL OFFENSE

Ken Seals	5	186	-33	1,066	1,033	206.6
Keyon Henry-Brooks	3	56	253	0	253	84.3
Ja'Veon Marlow	2	33	148	0	148	74.0
Jamauri Wakefield	4	38	123	0	123	30.8
Rocko Griffin Jr.	4	21	42	0	42	10.5
Mike Wright	3	11	6	25	31	10.3
Mitchell Pryor	5	2	19	0	19	3.8
Jayden Harrison	5	1	16	0	16	3.2
Dashaun Jerkins	4	1	7	0	7	1.8
Elijah Hamilton	5	1	3	0	3	0.6
Tyrell Alexander	5	1	-6	0	-6	-1.2
Total	5	352	578	1,091	1,669	333.8
Opponents	5	323	803	1,397	2,200	440.0

ALL-PURPOSE

Keyon Henry-Brooks	3	253	207	0	0	0	460	153.3
Cam Johnson	5	0	338	46	0	0	384	76.8
Amir Abdur-Rahman	5	0	171	0	0	0	171	34.2
Jayden Harrison	5	16	12	0	141	0	169	33.8
Ben Bresnahan	5	0	169	0	0	0	169	33.8
Ja'Veon Marlow	2	148	4	0	0	0	152	76.0
Chris Pierce Jr.	5	0	151	0	0	0	151	30.2
Jamauri Wakefield	4	123	16	0	0	0	139	34.8
Donovan Kaufman	2	0	0	0	137	0	137	68.5
Rocko Griffin Jr.	4	42	3	0	0	0	45	11.2
Mitchell Pryor	5	19	0	0	0	0	19	3.8
James Bostic III	3	0	12	0	0	0	12	4.0
Dashaun Jerkins	4	7	0	0	0	0	7	1.8
Mike Wright	3	6	0	0	0	0	6	2.0
Tyrell Alexander	5	-6	11	0	0	0	5	1.0
Elijah Hamilton	5	3	0	0	0	0	3	0.6
Randall Haynie	4	0	0	0	0	2	2	0.5
Justin Ball	5	0	-3	0	0	0	-3	-0.6
Ken Seals	5	-33	0	0	0	0	-33	-6.6
Total	5	578	1091	46	278	2	1,995	399.0
Opponents	5	803	1397	134	112	132	2,578	515.6

2020 Statistics

No.	Student-Athlete	GP	Solo	Ast	Total	TFL-Yds	Sacks-Yds	Int-Yds	Pass Breakups	QBH	Fumbles Rec-Yds	FF	Blocked Kicks	Safety
23	Jaylen Mahoney	4	18	15	33	2.0-6	.	.	2	.	1-0	.	.	.
26	Anfernee Orji	5	12	20	32	.	.	.	1
33	Dashaun Jerkins	4	10	19	29	.	.	.	2	.	1-8	1	.	.
7	Dimitri Moore	4	11	12	23	0.5-1
10	Dayo Odeyingbo	5	10	11	21	5.0-20	3.5-17	.	1	7
28	Allan George	5	13	7	20	2.5-3
14	Maxwell Worship	4	6	11	17	0.5-0	.	.	2	2
13	Brendon Harris	3	8	8	16	1.0-1	.	.	2	.	.	1	.	.
1	Donovan Kaufman	2	8	7	15	.	.	.	1
9	Daevion Davis	5	4	10	14	0.5-2	0.5-2	.	.	2	1-0	1	.	.
50	Ethan Barr	5	5	9	14	0.5-1
24	Alston Orji	4	3	7	10	1
6	Gabe Jeudy-Lally	4	8	2	10
48	Andre Mintze	5	6	3	9	3.0-15	2.0-13	.	.	2	1-6	1	.	.
5	DC Williams	3	6	3	9
44	Christian James	5	3	5	8	1.0-8
22	Chase Lloyd	4	1	6	7	0.5-0
4	Randall Haynie	4	5	1	6	.	.	1-2
95	Raashaan Wilkins Jr.	5	4	1	5	2.0-2	1-0	.	.	.
11	Justin Harris	5	1	4	5	.	.	.	1
21	Kenny Hebert	4	2	2	4
99	Malik Langham	5	1	3	4	1
12	Brayden DeVault-Smith	4	3	1	4	1.5-2	1.0-2
96	Nate Clifton	5	1	3	4
90	Cameron Tidd	4	1	2	3	0.5-1	.	.	1
88	Michael Owusu	4	2	1	3	2.0-19	1.0-14	.	1
15	Elijah Hamilton	5	3	.	3
25	Mitchell Pryor	5	1	2	3
97	Lorenza Surgers	3	2	.	2	.	.	.	1
1A	Tyrell Alexander	5	2	.	2
0H	Ken Seals	5	1	1	2
0	Frank Coppet	1	1	.	1
51	Luke Blanton	2	.	1	1
19	Chris Pierce Jr.	5	1	.	1
94	Rutger Reitmaier	3	.	1	1
92	Derek Green	5	.	1	1
59	Scott Meyer	5	1	.	1
0I	Rocko Griffin Jr.	4	.	1	1
70	Bradley Ashmore	5	1	.	1
TM	TEAM	3	1
	Total	5	165	180	345	23-81	8-48	1-2	15	15	5-14	4	.	1
	Opponents	5	189	216	405	38-149	10-63	9-132	16	17	5-7	6	.	.

2020 Statistics

Passing

Ken Seals	Comp-Att-Int	Pct	Yards	TD	Long	Sack	Effic.
Texas A&M	20-29-2	69.0	150	1	27	2-18	110.00
LSU	11-25-2	44.0	113	1	40	3-16	79.17
South Carolina	17-24-0	70.8	148	1	33	3-19	136.38
Ole Miss	31-40-1	77.5	319	2	48	1-9	155.99
Mississippi State	31-46-3	67.4	336	1	30	1-1	122.88
TOTALS	110-164-8	67.1	1066	6	48	10-63	123.99

Mike Wright	Comp-Att-Int	Pct	Yards	TD	Long	Sack	Effic.
South Carolina	1-3-1	33.3	25	0	25	0-0	36.67
TOTALS	1-3-1	33.3	25	0	25	0-0	36.67

Rushing	No.-Yards/TD	TAMU	LSU	SC	OM	MS
Keyon Henry-Brooks	56-253/2	DNP	DNP	13-72/0	23-66/1	20-115/1
Ja'Veon Marlow	33-148/0	16-65/0	17-83/0	DNP	DNP	DNP
Jamauri Wakefield	38-123/0	15-37/0	16-52/0	6-27/0	DNP	1-7/0
Rocko Griffin	21-42/0	DNP	0-0/0	2-1/0	6-22/0	13-19/0
Mitchell Pryor	2-19/0	0-0/0	0-0/0	0-0/0	2-19/0	0-0/0
Jayden Harrison	1-16/0	0-0/0	1-16/0	0-0/0	0-0/0	0-0/0
Dashaun Jerkins	1-7/0	0-0/0	1-7/0	DNP	0-0/0	0-0/0
Mike Wright	8-6/0	0-0/0	3-7/0	5--1/0	DNP	DNP
Elijah Hamilton	1-3/0	0-0/0	0-0/0	1-3/0	0-0/0	0-0/0
Tyrell Alexander	1-(-6)/0	0-0/0	0-0/0	1-(-6)/0	0-0/0	0-0/0
Ken Seals	22-(-33)/0	7-3/0	5-(-12)/0	5-(-20)/0	3-(-5)/0	2-1/0

Receiving	No.-Yards/TD	TAMU	LSU	SC	OM	MS
Cam Johnson	33-338/1	2-21/0	3-63/0	4-43/1	14-97/0	10-114/0
Keyon Henry-Brooks	20-207/0	DNP	DNP	4-21/0	5-89/0	11-97/0
Amir Abdur-Rahman	11-171/1	5-72/1	1-4/0	2-46/0	0-0/0	3-49/0
Ben Bresnahan	17-169/2	3-28/0	3-31/1	5-38/0	6-72/1	0-0/0
Chris Pierce Jr.	13-151/2	2-10/0	1-19/0	0-0/0	4-46/1	6-76/1
Jamauri Wakefield	5-16/0	3-16/0	1-5/0	1--5/0	DNP	0-0/0
Jayden Harrison	5-12/0	1--4/0	2--9/0	1-25/0	0-0/0	1-0/0
James Bostic III	1-12/0	DNP	DNP	0-0/0	1-12/0	0-0/0
Tyrell Alexander	2-11/0	1-6/0	0-0/0	1-5/0	0-0/0	0-0/0
Ja'Veon Marlow	2-4/0	2-4/0	0-0/0	DNP	DNP	DNP
Rocko Griffin	1-3/0	DNP	0-0/0	0-0/0	1-3/0	0-0/0
Justin Ball	1-(-3)/0	1-(-3)/0	0-0/0	0-0/0	0-0/0	0-0/0

Punt Returns	No.-Yards	TAMU	LSU	SC	OM	MS
Cam Johnson	5-46	-	-	2-16	1-7	2-23

Kick Returns	No.-Yards	TAMU	LSU	SC	OM	MS
Jayden Harrison	7-141	-	-	5-104	2-37	-
Donovan Kaufman	5-137	2-36	3-101	DNP	DNP	DNP

2020 Statistics

TOTAL TACKLES	UA-A	TOTAL	TAMU	LSU	SC	OM	MS
Jaylen Mahoney	18-15	33	2-2	DNP	7-3	5-4	4-6
Anfernee Orji	12-20	32	3-4	1-3	4-4	1-3	3-6
Dashaun Jerkins	10-19	29	4-4	4-4	DNP	2-9	0-2
Dimitri Moore	11-12	23	DNP	5-3	3-6	2-2	1-1
Dayo Odeyingbo	10-11	21	4-3	2-4	2-3	1-1	1-0
Allan George	13-7	20	1-0	0-1	4-1	4-1	4-4
Maxwell Worship	6-11	17	DNP	-	3-4	3-5	0-2
Brendon Harris	8-8	16	DNP	DNP	1-0	2-3	5-5
Donovan Kaufman	8-7	15	3-2	5-5	DNP	DNP	DNP
Ethan Barr	5-9	14	1-0	1-1	0-1	2-2	1-5
Daevion Davis	4-10	14	2-0	0-3	0-2	2-2	0-3
Gabe Judy-Lally	8-2	10	2-0	3-1	DNP	3-1	-
Alston Orji	3-7	10	1-2	2-2	DNP	0-1	0-2
DC Williams	6-3	9	DNP	0-1	2-0	4-2	DNP
Andre Mintze	6-3	9	1-1	1-0	1-1	2-0	1-1
Christian James	3-5	8	-	0-2	1-0	2-1	0-2
Chase Lloyd	1-6	7	-	-	1-6	DNP	-
Randall Haynie	5-1	6	0-1	1-0	DNP	4-0	-
Raashaan Wilkins Jr.	4-1	5	1-1	1-0	2-0	-	-
Justin Harris	1-4	5	-	0-1	-	0-1	1-2
Nate Clifton	1-3	4	0-1	0-1	0-1	1-0	-
Malik Langham	1-3	4	-	0-2	1-0	0-1	-
Kenny Hebert	2-2	4	1-1	-	1-1	DNP	-
Braydon DeVault-Smith	3-1	4	-	2-0	DNP	1-1	-
Michael Owusu	2-1	3	DNP	-	-	1-1	1-0
Mitchell Pryor	1-2	3	-	-	0-2	1-0	-
Elijah Hamilton	3-0	3	-	2-0	1-0	-	-
Cameron Tidd	1-2	3	-	1-0	-	0-2	DNP
Ken Seals	1-1	2	-	-	-	-	1-1
Lorenza Surgers	2-0	2	-	2-0	DNP	DNP	-
Tyrell Alexander	2-0	2	-	-	1-0	1-0	-
Bradley Ashmore	1-0	1	-	1-0	-	-	-
Derek Green	0-1	1	-	-	-	-	0-1
Scott Meyer	1-0	1	-	1-0	-	-	-
Rutger Reitmaier	0-1	1	-	-	0-1	DNP	DNP
Rocko Griffin	0-1	1	DNP	-	-	-	0-1
Frank Coppet	1-0	1	DNP	1-0	DNP	DNP	DNP
Luke Blanton	0-1	1	DNP	DNP	DNP	0-1	-
Chris Pierce Jr.	1-0	1	1-0	-	-	-	-

SACKS	UA-A	TOTAL	TAMU	LSU	SC	OM	MS
Dayo Odeyingbo	3-1	3.5	1.0-2	-	1.5-5	-	1.0-10
Andre Mintze	2-0	2.0	1.0-6	-	-	-	1.0-7
Braydon DeVault-Smith	1-0	1.0	-	-	DNP	1.0-2	-
Michael Owusu	1-0	1.0	DNP	-	-	-	1.0-14
Daevion Davis	0-1	0.5	-	-	0.5-2	-	-

2020 Starters • Career Starts

Offense	WR	WR/TE	WR	TE	QB	RB	LT	LG	C	RG	RT
Texas A&M	Abdur-Rahman	Ball	Pierce Jr.	Bresnahan	Seals	Marlow	Steen	Dawkins	Miller	Birchmeier	Mignone
LSU	Abdur-Rahman	Ball	Harrison	Bresnahan	Seals	Wakefield	Steen	Dawkins	Miller	Birchmeier	Mignone
South Carolina	Abdur-Rahman	Ball	Pierce Jr.	Bresnahan	Seals	Wakefield	Steen	Dawkins	Miller	Birchmeier	Mignone
Ole Miss	Abdur-Rahman	Johnson	Pierce Jr.	Bresnahan	Seals	Henry-Brooks	Steen	Ashmore	Miller	Birchmeier	Mignone
Mississippi State	Abdur-Rahman	Johnson	Pierce Jr.	Bresnahan	Seals	Henry-Brooks	Steen	Hernandez	Miller	Ashmore	Mignone

Defense	DE	DT	DT	OLB/NB	ILB	ILB	CB	CB	S	S	CB/S
Texas A&M	Odeyingbo	Tidd	Wilkins Jr.	Mintze	Al. Orji	An. Orji	George	Williams	Jerkins	Kaufman	Mahoney
LSU	Odeyingbo	Tidd	Wilkins Jr.	Mintze	Al. Orji	An. Orji	George	Haynie	Jerkins	Harris	Kaufman
South Carolina	Odeyingbo	Tidd	Wilkins Jr.	Mintze	Moore	An. Orji	George	Williams	Lloyd	Worship	Mahoney
Ole Miss	Odeyingbo	Tidd	Wilkins Jr.	Mintze	An. Orji	Moore	Jeudy-Lally	Williams	Jerkins	Worship	Mahoney
Mississippi State	Odeyingbo	Clifton	Wilkins Jr.	Mintze	An. Orji	Barr	Jeudy-Lally	George	Jerkins	Worship	Mahoney

Games Started	2020	2019	2018	2017	Total	Streak
Drew Birchmeier • DL	4	12	11	1	28	-
Dayo Odeyingbo • DL	5	11	10	-	26	9
Chris Pierce Jr. • WR	4	8	9	-	21	3
Dimitri Moore • LB	3	9	10	-	21	3
Cameron Tidd • DL	4	8	2	3	17	-
Allan George • CB	4	10	3	-	17	1
Andre Mintze • OLB	5	10	1	-	16	12
Tyler Steen • OL	5	11	-	-	16	10
Randall Haynie • CB	1	13	-	-	14	-
Dashaun Jerkins • S	4	10	-	-	13	2
Grant Miller • OL	5	7	-	-	12	7
Cam Johnson • WR	2	9	-	-	11	2
Kenny Hebert • OLB	1	7	-	-	8	-
Ben Bresnahan • TE	5	2	-	-	7	5
Jaylen Mahoney • DB	4	3	-	-	6	3
DC Williams • CB	3	3	-	-	6	2
Dan Dawkins • OL	3	2	-	-	5	-
Connor Mignone • OL	5	-	-	-	5	5
Amir Abdur-Rahman • WR	5	-	-	-	5	5
Anfernee Orji • LB	5	-	-	-	5	5
Ken Seals • QB	5	-	-	-	5	5
Raashan Wilkins Jr. • DT	5	-	-	-	5	5
Maxwell Worship • S	3	-	-	-	3	3
Bradley Ashmore • OL	2	-	-	-	2	2
Keyon Henry-Brooks • RB	2	-	-	-	2	2
Gabe Jeudy-Lally • CB	2	-	-	-	2	2
Donovan Kaufman • S	2	-	-	-	2	-
Ja'Veon Marlow • RB	2	-	-	-	2	-
Alston Orji • LB	2	-	-	-	2	-
Justin Harris • S	1	-	-	-	1	-
Chase Lloyd • S	1	-	-	-	1	-
Ethan Barr • LB	1	1	-	-	1	1
Nate Clifton • DL	1	1	-	-	1	1
Julian Hernandez • OL	1	1	-	-	1	1

2020 Statistics

Game-by-Game Team Comparisons (Vanderbilt/Opponent)

	Score	1st Downs	Rushing	Passing	Penalties	Rush Yards	Comp-Att-Int	Pass Yards	Plays-Total Yards	Return Yards	Turnovers
Texas A&M	12-17	17/17	6/7	9/8	2/2	38-105 / 27-183	20-29-2 / 17-28-0	150/189	67-255 / 55-372	44/44	2/3
LSU	7-41	17/28	11/10	5/17	1/1	43-153 / 32-161	11-25-2 / 23-37-1	113/337	68-266 / 69-498	103/123	2/1
SOUTH CAROLINA	7-41	15/18	7/8	8/9	0/1	33-76 / 39-289	18-27-1 / 16-24-0	173/196	60-249 / 63-485	120/68	2/1
OLE MISS	21-54	24/35	4/14	17/19	3/2	34-102 / 42-192	31-41-1 / 32-37-0	319/449	75-421 / 79-641	50/63	3/1
Mississippi State	17-24	30/14	9/3	16/9	5/2	36-142 / 11-22	31-46-3 / 35-46-0	336/226	82-478 / 57-204	23/87	5/0
Totals	64-177	103/112	37/42	55/62	11/8	184-578 / 151-803	111-168-9 / 123-172-1	1091/1397	352-1669 / 323-2200	340/385	14/6

	3rd Down	4th Down	Time Poss	TOP Margin	Yards/Rush	Yards/Pass	Yards/Play	Punting	Penalty Yards
Texas A&M	7-17 / 4-10	1-1 / 0-1	33:59 / 26:01	7:58	2.8 / 6.8	5.2/6.8	3.8/6.8	6-41.0 / 2-45.0	3-35 / 8-50
LSU	7-17 / 4-12	1-2 / 1-1	30:47 / 29:13	1:34	3.6 / 5.0	4.5/9.1	3.9/7.2	7-46.6 / 3-40.3	5-24 / 4-30
SOUTH CAROLINA	1-11 / 6-14	0-3 / 1-1	28:33 / 31:27	-2:54	2.3 / 7.4	6.4/8.2	4.2/7.7	6-40.2 / 2-48.5	2-21 / 4-20
OLE MISS	8-14 / 6-9	1-1 / 1-1	30:08 / 29:52	0:16	3.0 / 4.6	7.8/12.1	5.6/8.1	5-33.2 / 1-51.0	6-50 / 8-75
Mississippi State	8-15 / 4-13	2-3 / 0-0	32:10 / 27:50	4:20	3.9 / -2.0	7.3/4.9	5.8/3.6	1-29.0 / 7-45.6	6-52 / 8-92
Totals	31-74 / 24-58	5-10 / 3-4	155:37 / 144:23	11:14	3.1 / 5.3	6.5 / 8.1	4.7 / 6.8	25-40.3 / 15-45.2	22-182 / 32-267

Team Game-by-Game Statistics

	RUSHING				RECEIVING				PASSING				KICK RET				PUNT RET				Total Offense		
	No.	Yds	TD	Lg	No.	Yds	TD	Lg	Comp	Att	Int	Yds	TD	Lg	No	Yds	TD	Lg	No	Yds		TD	Lg
Sep 26 at Texas A&M	38	105	0	21	20	150	1	27	20-29-2	150	1	27	2	36	0	18	0	0	0	0	0	0	255
Oct 3 LSU	43	153	0	22	11	113	1	40	11-25-2	113	1	40	3	101	0	58	0	0	0	0	0	0	266
Oct 10 SOUTH CAROLINA	33	76	0	17	18	173	1	33	18-27-1	173	1	33	5	104	0	27	2	16	0	10	249		
Oct 31 OLE MISS	34	102	1	18	31	319	2	48	31-41-1	319	2	48	2	37	0	23	1	7	0	7	421		
Nov 07 at Mississippi State	36	142	1	27	31	336	1	30	31-46-3	336	1	30	0	0	0	0	2	23	0	21	478		
Vanderbilt	184	578	2	27	111	1091	6	48	111-168-9	1091	6	48	12	278	0	58	5	46	0	21	1669		
Opponent	151	803	10	88	123	1397	13	51	123-172-1	1397	13	51	5	112	0	32	9	134	0	48	2200		

	TACKLES				SACKS		FUMBLE		Pass Defense			Blkd	PAT				Off		
	Solo	Asst	Total	TFL-Yds	No-Yds	FF	FR-Yds	Int-Yds	QBH	PBU	Kick	Kick	Run	Rcv	Saf	TO	Pts		
Sep 26 at Texas A&M	27	22	49	3.0-10	2.0-8	3	3-8	0-0	2	3	0	1-1	0	0	1	7	12		
Oct 3 LSU	36	34	70	1.0-2	0.0-0	0	0-0	1-2	3	3	0	1-1	0	0	0	7	7		
Oct 10 SOUTH CAROLINA	35	36	71	8.0-17	2.0-7	1	1-0	0-0	7	1	0	1-1	0	0	0	0	7		
Oct 31 OLE MISS	44	44	88	6.0-19	1.0-2	0	1-6	0-0	2	2	0	3-3	0	0	0	0	21		
Nov 07 at Mississippi State	23	44	67	5.0-33	3.0-31	0	0-0	0-0	1	6	0	2-2	0	0	0	0	17		
Vanderbilt	165	180	345	23.0-81	8.0-48	4	5-14	1-2	15	15	0	8-8	0	0	1	14	64		
Opponent	189	216	405	38.0-149	10.0-63	6	5-7	9-132	17	16	0	19-21	1	0	0	28	177		

2020 Scoring Drives

Vanderbilt

Texas A&M				
Quarter	Time	Scoring Play	Plays-Yards	TOP
1	8:58	Pierson Cooke 33 yd field goal	13-60	6:02
2	7:23	Team safety	--	--
3	2:45	Amir Abdur-Rahman 7 yd pass from Seals (Cooke kick)	9-43	4:22
LSU				
2	5:07	Ben Bresnahan 8 yd pass from Seals (Cooke kick)	8-58	3:59
South Carolina				
3	3:59	Cam Johnson 22 yd pass from Seals (Cooke kick)	9-756	3:59
Ole Miss				
2	12:08	Ben Bresnahan 43 yd pass from Seals (Farley kick)	8-92	3:35
2	0:23	Chris Pierce Jr. 16 yd pass from Seals (Farley kick)	8-75	1:35
4	12:08	Keyon Henry-Brooks 1 yd run (Farley kick)	16-75	5:22
Mississippi State				
3	4:27	Chris Pierce Jr. 2 yd pass from Seals (Farley kick)	8-71	3:44
4	12:27	Keyon Henry-Brooks 27 yd run (Farley kick)	12-85	5:12
4	0:38	Pierson Cooke 41 yd field goal	8-52	2:05

Opponent

Texas A&M				
Quarter	Time	Scoring Play	Plays-Yards	TOP
1	3:33	Ainas Smith 25 yd run (Small kick)	7-75	3:25
3	13:20	Caleb Chapman 17 yd pass from Mond (Small kick)	3-75	1:40
4	14:00	Seth Small 24 yd field goal	9-68	3:45
LSU				
1	6:09	Jontre Kirklin 28 yd pass from Brennan (York kick)	6-85	1:44
2	12:28	Terrace Marshall Jr. 16 yd pass from Brennan (York kick)	4-38	1:35
2	4:12	Terrace Marshall Jr. 51 yd pass from Brennan (York kick)	3-75	0:55
3	10:25	Cade York 53 yd field goal	7-25	1:53
3	7:10	Cade York 31 yd field goal	4-7	1:03
3	0:46	Jontre Kirklin 29 yd pass from Brennan (York kick)	9-85	3:29
4	8:11	John Emery Jr. 12 yd run (York kick)	7-79	3:05
South Carolina				
1	5:19	Parker White 42 yd field goal	13-42	6:58
2	2:09	Collin Hill 1 yd run (White kick)	12-96	6:08
3	13:00	Kevin Harris 25 yd run (White kick)	2-34	0:29
3	4:22	Collin Hill 10 yd run (White kick)	9-75	4:39
3	0:21	Parker White 40 yd field goal	7-26	2:52
4	13:07	Kevin Harris 88 yd run	1-88	0:12
4	10:21	Dakereon Joyner 47 yd run (White kick)	1-47	0:13
Ole Miss				
1	11:41	Snoop Conner 1 yd run (Logan kick)	10-71	3:19
1	2:49	Kenny Yeboah 9 yd pass from Corral (Logan kick)	11-93	4:13
1	0:49	Elijah Moore 36 yd pass from Corral (Logan kick)	1-36	0:09
2	8:26	Elijah Moore 1 yd pass from Corral (Logan kick failed)	8-77	3:34
2	1:58	Elijah Moore 28 yd pass from Corral (Corral pass failed)	11-88	3:55
3	8:49	Dontario Drummond 14 yd pass from Corral (Corral rush)	8-91	2:42
3	7:06	Kenny Yeboah 9 yd pass from Corral (Logan kick)	4-21	1:34
3	0:37	Braylon Sanders 37 yd pass from Plumlee (Logan kick failed)	9-88	3:24
Mississippi State				
1	11:47	Osirus Mitchell 6 yd pass from Rogers (Ruiz Kick)	5-27	1:51
1	2:33	Dillon Johnson 4 yd run (Ruiz kick)	11-68	5:05
2	9:24	Brandon Ruiz 25 yd field goal	11-48	5:30
4	2:43	Jo'quavious Marks 1 yd run (Ruiz kick)	4-13	1:35

2020 Season Highs

Vanderbilt

Individual

Rushes	23	Keyon Henry-Brooks vs Ole Miss (Oct 31, 2020)
Yards Rushing	115	Keyon Henry-Brooks at Mississippi State (Nov 07, 2020)
TD Rushes	1	Keyon Henry-Brooks vs Ole Miss (Oct 31, 2020)
		Keyon Henry-Brooks at Mississippi State (Nov 07, 2020)
Long Rush	27	Keyon Henry-Brooks at Mississippi State (Nov 07, 2020)
Pass attempts	46	Ken Seals at Mississippi State (Nov 07, 2020)
Pass completions	31	Ken Seals vs Ole Miss (Oct 31, 2020)
		Ken Seals at Mississippi State (Nov 07, 2020)
Yards Passing	336	Ken Seals at Mississippi State (Nov 07, 2020)
TD Passes	2	Ken Seals vs Ole Miss (Oct 31, 2020)
Long Pass	48	Ken Seals vs Ole Miss (Oct 31, 2020)
Receptions	14	Cam Johnson vs Ole Miss (Oct 31, 2020)
Yards Receiving	114	Cam Johnson at Mississippi State (Nov 07, 2020)
TD Receptions	1	Amir Abdur-Rahman at Texas A&M (Sep 26, 2020)
		Ben Bresnahan vs LSU (Oct 3, 2020)
		Cam Johnson vs South Carolina (Oct 10, 2020)
		Chris Pierce Jr. vs Ole Miss (Oct 31, 2020)
		Ben Bresnahan vs Ole Miss (Oct 31, 2020)
		Chris Pierce Jr. at Mississippi State (Nov 07, 2020)
Long Reception	48	Keyon Henry-Brooks vs Ole Miss (Oct 31, 2020)
Field Goals	1	Pierson Cooke at Texas A&M (Sep 26, 2020)
		Pierson Cooke at Mississippi State (Nov 07, 2020)
Long Field Goal	41	Pierson Cooke at Mississippi State (Nov 07, 2020)
Punts	7	Harrison Smith vs LSU (Oct 3, 2020)
Punting Avg	46.6	Harrison Smith vs LSU (Oct 3, 2020)
Long Punt	56	Harrison Smith vs South Carolina (Oct 10, 2020)
Punts inside 20	4	Jared Wheatley vs Ole Miss (Oct 31, 2020)
Long Punt Return	21	Cam Johnson at Mississippi State (Nov 07, 2020)
Long Kickoff Return	58	Donovan Kaufman vs LSU (Oct 3, 2020)
Tackles	11	Dashaun Jerkins vs Ole Miss (Oct 31, 2020)
Sacks	1.5	Dayo Odeyingbo vs South Carolina (Oct 10, 2020)
Tackles For Loss	2.0	Dayo Odeyingbo at Texas A&M (Sep 26, 2020)
		Jaylen Mahoney vs South Carolina (Oct 10, 2020)
		Raashaan Wilkins Jr. vs South Carolina (Oct 10, 2020)
Interceptions	1	Randall Haynie vs LSU (Oct 3, 2020)

Team

Rushes	43	vs LSU (Oct 3, 2020)
Yards Rushing	153	vs LSU (Oct 3, 2020)
Yards Per Rush	3.9	at Mississippi State (Nov 07, 2020)
TD Rushes	1	vs Ole Miss (Oct 31, 2020)
		at Mississippi State (Nov 07, 2020)
Pass attempts	46	at Mississippi State (Nov 07, 2020)
Pass completions	31	vs Ole Miss (Oct 31, 2020)
		at Mississippi State (Nov 07, 2020)
Yards Passing	336	at Mississippi State (Nov 07, 2020)
Yards Per Pass	7.8	vs Ole Miss (Oct 31, 2020)
TD Passes	2	vs Ole Miss (Oct 31, 2020)
Total Plays	82	at Mississippi State (Nov 07, 2020)
Total Offense	478	at Mississippi State (Nov 07, 2020)
Yards Per Play	5.8	at Mississippi State (Nov 07, 2020)
Points	21	vs Ole Miss (Oct 31, 2020)
Sacks By	3	at Mississippi State (Nov 07, 2020)
First Downs	30	at Mississippi State (Nov 07, 2020)
Penalties	6	vs Ole Miss (Oct 31, 2020)
		at Mississippi State (Nov 07, 2020)
Penalty Yards	52	at Mississippi State (Nov 07, 2020)
Turnovers	5	at Mississippi State (Nov 07, 2020)
Interceptions By	1	vs LSU (Oct 3, 2020)
Punts	7	vs LSU (Oct 3, 2020)
Punting Avg	46.6	vs LSU (Oct 3, 2020)
Long Punt	56	vs South Carolina (Oct 10, 2020)
Punts inside 20	4	vs Ole Miss (Oct 31, 2020)
Long Punt Return	21	at Mississippi State (Nov 07, 2020)

Opponent

Individual

Rushes	21	Kevin Harris, vs South Carolina (Oct 10, 2020)
Yards Rushing	171	Kevin Harris, vs South Carolina (Oct 10, 2020)
TD Rushes	2	Kevin Harris, vs South Carolina (Oct 10, 2020)
		Collin Hill, vs South Carolina (Oct 10, 2020)
Long Rush	88	Kevin Harris, vs South Carolina (Oct 10, 2020)
Pass attempts	46	Will Rogers, at Mississippi State (Nov 07, 2020)
Pass completions	35	Will Rogers, at Mississippi State (Nov 07, 2020)
Yards Passing	412	Matt Corral, vs Ole Miss (Oct 31, 2020)
TD Passes	6	Matt Corral, vs Ole Miss (Oct 31, 2020)
Long Pass	51	Myles Brennan, vs LSU (Oct 3, 2020)
Receptions	14	Elijah Moore, vs Ole Miss (Oct 31, 2020)
Yards Receiving	238	Elijah Moore, vs Ole Miss (Oct 31, 2020)
TD Receptions	3	Elijah Moore, vs Ole Miss (Oct 31, 2020)
Long Reception	51	Terrance Marshall, vs LSU (Oct 3, 2020)
Field Goals	2	Cade York, vs LSU (Oct 3, 2020)
		Parker White, vs South Carolina (Oct 10, 2020)
Long Field Goal	53	Cade York, vs LSU (Oct 3, 2020)
Punts	7	Reed Bowman, at Mississippi State (Nov 07, 2020)
Punting Avg	51.0	Mac Brown, vs Ole Miss (Oct 31, 2020)
Long Punt	63	Reed Bowman, at Mississippi State (Nov 07, 2020)
Punts inside 20	4	Reed Bowman, at Mississippi State (Nov 07, 2020)
Long Punt Return	48	Derek Stingley, vs LSU (Oct 3, 2020)
Long Kickoff Return	32	Lideatrick Griffin, at Mississippi State (Nov 07, 2020)
Tackles	13	Ernest Jones, vs South Carolina (Oct 10, 2020)
Sacks	1.5	Micheal Clemons, at Texas A&M (Sep 26, 2020)
Tackles For Loss	3.0	Ernest Jones, vs South Carolina (Oct 10, 2020)
Interceptions	1	Leon O'Neal, at Texas A&M (Sep 26, 2020)
		Demani Richardson, at Texas A&M (Sep 26, 2020)
		Todd Harris, vs LSU (Oct 3, 2020)
		Eli Ricks, vs LSU (Oct 3, 2020)
		Cam Smith, vs South Carolina (Oct 10, 2020)
		A.J. Finley, vs Ole Miss (Oct 31, 2020)
		Collin Duncan, at Mississippi State (Nov 07, 2020)
		Erroll Thompson, at Mississippi State (Nov 07, 2020)
		Marquiss Spencer, at Mississippi State (Nov 07, 2020)

Team

Rushes	42	vs Ole Miss (Oct 31, 2020)
Yards Rushing	289	vs South Carolina (Oct 10, 2020)
Yards Per Rush	7.4	vs South Carolina (Oct 10, 2020)
TD Rushes	5	vs South Carolina (Oct 10, 2020)
Pass attempts	46	at Mississippi State (Nov 07, 2020)
Pass completions	35	at Mississippi State (Nov 07, 2020)
Yards Passing	449	vs Ole Miss (Oct 31, 2020)
Yards Per Pass	12.1	vs Ole Miss (Oct 31, 2020)
TD Passes	7	vs Ole Miss (Oct 31, 2020)
Total Plays	79	vs Ole Miss (Oct 31, 2020)
Total Offense	641	vs Ole Miss (Oct 31, 2020)
Yards Per Play	8.1	vs Ole Miss (Oct 31, 2020)
Points	54	vs Ole Miss (Oct 31, 2020)
Sacks By	3	vs LSU (Oct 3, 2020)
		vs South Carolina (Oct 10, 2020)
First Downs	35	vs Ole Miss (Oct 31, 2020)
Penalties	8	at Texas A&M (Sep 26, 2020)
		vs Ole Miss (Oct 31, 2020)
		at Mississippi State (Nov 07, 2020)
Penalty Yards	92	at Mississippi State (Nov 07, 2020)
Turnovers	3	at Texas A&M (Sep 26, 2020)
Interceptions By	3	at Mississippi State (Nov 07, 2020)
Punts	7	at Mississippi State (Nov 07, 2020)
Punting Avg	51.0	vs Ole Miss (Oct 31, 2020)
Long Punt	63	at Mississippi State (Nov 07, 2020)
Punts inside 20	4	at Mississippi State (Nov 07, 2020)
Long Punt Return	48	vs LSU (Oct 3, 2020)

2020 Game Recaps

Vanderbilt at No. 10 Texas A&M Sep. 26 • College Station, Texas

	1	2	3	4	Final
Vanderbilt (0-1, 0-1)	3	2	7	0	12
Texas A&M (1-0, 1-0)	7	0	7	3	17

Qtr	Time	Team - Scoring Play	Plays-Yards	TOP
1st	8:58	VANDY - Pierson Cooke 33 yd field goal	13-60	6:02
	3:33	TAMU - Ainas Smith 25 yd run (Small kick)	7-75	3:25
2nd	7:23	VANDY - Team safety	--	--
3rd	13:20	TAMU - Caleb Chapman 17 yd pass from Mond (Small kick)	3-75	1:40
	2:45	VANDY - Amir Abdur-Rahman 7 yd pass from Seals (Cooke kick)	9-43	4:22
4th	14:00	TAMU - Seth Small 24 yd field goal	9-68	3:45

	Vanderbilt	Texas A&M
FIRST DOWNS	17	17
RUSHES-YARDS (NET)	38-105	27-183
PASSING YDS (NET)	150	189
Passes Att-Comp-Int	29-20-2	28-17-0
TOTAL OFFENSE PLAYS-YARDS	67-255	55-372
Fumble Returns-Yards	3-8	0-0
Punt Returns-Yards	0-0	2-2
Kickoff Returns-Yards	2-36	1-7
Interception Returns-Yards	0-0	2-35
Punts (Number-Avg)	6-41.0	2-90.0
Fumbles-Lost	0-0	5-3
Penalties-Yards	3-35	8-50
Possession Time	33:59	26:01
Third-Down Conversions	7 of 17	4 of 10
Fourth-Down Conversions	1 of 1	0 of 1
Red-Zone Scores-Chances	2-3	2-2
Sacks By: Number-Yards	1-2	2-18

RUSHING: Vanderbilt-Ja'Veon Marlow 16-65; Jamauri Wakefield 15-37; Ken Seals 7-3.
Texas A&M-Isaiah Spiller 8-117; Ainas Smith 10-51; Kellen Mond 7-18; TEAM 2-(-3).

PASSING: Vanderbilt-Ken Seals 20-29-2.
Texas A&M-Kellen Mond 17-28-0.

RECEIVING: Vanderbilt-Amir Abdur-Rahman 5-72; Ben Bresnahan 3-28; Jamauri Wakefield 3-16; Cam Johnson 2-21; Chris Pierce 2-10; Ja'Veon Marlow 2-4; Tyrell Alexander 1-6; Justin Ball 1-(-3); Jaden Harrison 1-(-4).
Texas A&M-Caleb Chapman 4-40; Jalen Preston 4-39; Chase Lane 3-38; Ainas Smith 2-27; Kam Brown 2-19; Jalen Wydermyer 2-19.

TACKLES (UA-A): Vanderbilt-Dashaun Jenkins 4-4; Dayo Odeyingbo 4-3; Anfernee Orji 3-4; Dnovan Kaufman 3-2; Jaylen Mahoney 2-2; Alston Orji 1-2; Gabe Jeudy-Lally 2-0; Daevion Davis 2-0; Kenny Hebert 1-1; Andre Mintze 1-1; Raashaan Wilkins Jr. 1-1; Chris Pierce 1-0; Allan George 1-0; Ethan Barr 1-0; Nate Clifton 0-1; Randall Haynie 0-1.
Texas A&M-Buddy Johnson 4-7; Aaron Hansford 3-8; DeMarvin Leal 4-3; Leon O'Neal 3-4; Demani Richardson 5-2; Jaylon Jones 2-4; Andre White 1-4; Jayden Peevy 2-3; Myles Jones 2-2; Micheal Clemons 1-3; Erick Young 2-1; Bobby Brown 0-3; Devin Morris 1-1; McKinnley Jackson 0-2; Tyree Johnson 0-1; Keldrick Carper 1-0; Jeremiah Martin 0-1; Earnest Crownover 0-1; Carson Green 1-0.

Something to Build On

COLLEGE STATION, Texas - Isaiah Spiller had 117 yards rushing, Ainas Smith ran for a touchdown and No. 10 Texas A&M overcame three turnovers to beat Vanderbilt 17-12 in the season-opener for both teams.

Spiller had 5 five yards rushing in the first half before getting going after halftime. Smith added 51 yards rushing after switching from receiver to running back this season to steady the offense on a night when Kellen Mond fumbled twice, losing one.

The Aggies didn't trail after the first quarter but were never able to pull away because of three fumbles and a penalty that resulted in a safety.

Vanderbilt started Ken Seals at quarterback, making him just the third true freshman quarterback to start a SEC season opener since freshman eligibility was restored in 1972. He threw for 150 yards with a touchdown and two interceptions.

Spiller got things going for A&M after halftime when he ran for 57 yards on the first play of the third quarter. Texas A&M pushed the lead to 14-5 when Mond connected with Caleb Chapman on a 17-yard TD pass two plays later.

Seals threw an interception on Vanderbilt's next drive, but the Aggies couldn't cash in on the mistake after Mond fumbled at the end of a run on the ensuing possession.

The Commodores cut the lead to 14-12 late in the third quarter when Seals threw a perfect strike to Amir Abdur-Rahman in the corner of the end zone for a 7-yard touchdown. Abdur-Rahman had five receptions for 72 yards -- both career highs.

The Aggies added a field goal early in the fourth quarter to make it 17-12. Texas A&M was driving later in the quarter when Daevion Davis forced a fumble after a reception by Jalen Preston and recovered it to give Vanderbilt the ball at their own 42.

But a pass by Seals was tipped and intercepted by Leon O'Neal. He returned it 35 yards and the Aggies got 15 more yards after Chris Pierce was flagged for a late hit when he threw O'Neal down at the end of the run while he was out of bounds on the A&M sideline.

The Aggies came away empty on their next drive when Mond fumbled the handoff on fourth-and-1. But Vanderbilt had to punt it back to allow Texas A&M to hold on for the victory.

Vanderbilt led 3-0 in the first quarter before Smith ran 25 yards for a touchdown to put A&M on top.

There were about eight minutes left in the second quarter when Andre Mintze hit Mond to force a fumble which was recovered by Dashaun Jenkins. The Commodores couldn't move the ball and had to punt. But Brian George received a personal foul for a blind side block in the end zone to give Vanderbilt a safety to cut the lead to 7-5.

2020 Game Recaps

Vanderbilt vs. No. 20 LSU Oct. 3 • Nashville, Tenn.

	1	2	3	4	Final
LSU (1-1, 1-1)	7	14	13	7	41
Vanderbilt (0-2, 0-2)	0	7	0	0	7

Qtr	Time	Team - Scoring Play	Plays-Yards	TOP
1st	6:09	LSU - Jontre Kirklin 28 yd pass from Brennan (York kick)	6-85	1:44
2nd	12:28	LSU - Terrace Marshall Jr. 16 yd pass from Brennan (York kick)	4-38	1:35
	5:07	VANDY - Ben Bresnahan 8 yd pass from Seals (Cooke kick)	8-58	3:59
	4:12	LSU - Terrace Marshall Jr. 51 yd pass from Brennan (York kick)	3-75	0:55
3rd	10:25	LSU - Cade York 53 yd field goal	7-25	1:53
	7:10	LSU - Cade York 31 yd field goal	4-7	1:03
	0:46	LSU - Jontre Kirklin 29 yd pass from Brennan (York kick)	9-85	3:29
4th	8:11	LSU - John Emery Jr. 12 yd run (York kick)	7-79	3:05

	LSU	Vanderbilt
FIRST DOWNS	28	17
RUSHES-YARDS (NET)	32-161	43-153
PASSING YDS (NET)	278	96
Passes Att-Comp-Int	37-23-1	25-11-2
TOTAL OFFENSE PLAYS-YARDS	69-498	68-266
Fumble Returns-Yards	0-0	0-0
Punt Returns-Yards	4-102	0-0
Kickoff Returns-Yards	0-0	3-101-0
Interception Returns-Yards	0-0	1-2
Punts (Number-Avg)	3-40.3	7-46.6
Fumbles-Lost	0-0	0-0
Penalties-Yards	2-10	4-15
Possession Time	29:13	30:47
Third-Down Conversions	4 of 12	7 of 17
Fourth-Down Conversions	1 of 1	0 of 1
Red-Zone Scores-Chances	3-4	1-3
Sacks By: Number-Yards	3-16	0-0

RUSHING: LSU-John Emery Jr. 12-103; Josh Williams 8-30; Tyrion Davis-Price 8-29; Myles Brennan 2-3; TEAM 2-(-4).
Vanderbilt-Ja'Veon Marlow 17-83; Jamauri Wakefield 16-52; Jayden Harrison 1-16; Mike Wright 3-7; Dashaun Jerkina 1-7; Ken Seals 5-(-12).

PASSING: LSU-Myles Brennan 23-37-1.
Vanderbilt-Ken Seals 11-25-2.

RECEIVING: LSU-T. Marshall Jr. 2-67; Jontre Kirklin 3-65; Arik Gilbert 4-43; Jaray Jenkins 3-32; Racey McMath 1-22; John Emery Jr. 3-21; T. Davis-Price 2-16; Trey Palmer 1-2; Koy Moore 1-7; Alex Adams 1-6.
Vanderbilt-Cam Johnson 3-63; Ben Bresnahan 3-31; Chris Pierce Jr. 1-19; Jamauri Wakefield 1-5; Amri Abdur-Rahman 1-4; Jayden Harrison 2-(-9).

TACKLES (UA-A): LSU-JaCoby Stevens 5-6; Jabril Cox 6-7; Derek Stingley Jr. 5-6; Andre Anthony 3-6; Cordale Flott 4-4; Neil Farrell Jr. 1-4; Todd Harris Jr. 2-3; BJ Ojulari 2-3; Siaki Ika 2-3; Joseph Evans 1-3; Damone Clark 1-3; Ali Gaye 1-3; Eli Ricks 1-2; Micah Baskerville 1-2; Travez Moore 1-2; Cameron Moore 1-2; Lloyd Cole 1-1; Maurice Hampton Jr. 0-1; Jaquelin Roy 0-1; Jordan Toles 0-1; Ray Thornton 0-1.
Vanderbilt-Donovan Kaufman 5-5; Dimitri Moore 5-3; Dashaun Jerkins 4-4; Dayo Odeyingbo 2-4; Gabe Jeudy-Lally 3-1; Alston Orji 2-2; Anfernee Orji 1-3; Daevion Davis 0-3; Lorenza Surgers 2-0; Elijah Hamilton 2-0; Brayden DeVault-Smith 2-0; Ethan Barr 1-1; Malik Langham 0-2; Christian James 0-2; Raashaan Wilkins Jr. 1-0; Frank Coppet 1-0; Andre Mintze 1-0; Scott Meyer 1-0; Cameron Tidd 1-0; Randall Haynie 1-0; Bradley Ashmore 1-0; Nate Clifton 0-1; DC Williams 0-1; Justin Harris 0-1; Allan George 0-1.

Missed Opportunities

NASHVILLE, Tenn. — Myles Brennan threw for 337 yards and four touchdowns and No. 20 LSU beat Vanderbilt 41-7.

The defending national champs never trailed after losing their season opener to Mississippi State when Brennan was sacked seven times. LSU also extended its winning streak over the Commodores to nine in a series it leads 24-7-1.

The Tigers outgained Vanderbilt 498-266, and the defense came up with two interceptions and a pair of sacks.

Brennan completed passes to 11 different receivers against a Vanderbilt defense that had consistent pressure against Kellen Mond in an opening loss at Texas A&M.

Terrace Marshall Jr. finished with two TDs on two catches, and Jontre Kirklin had 65 yards receiving and two TD catches, the second a toe-tapper at the back of the end zone off a flea flicker. John Emery ran for 103 yards and a TD.

Vanderbilt had its chances with freshman Ken Seals making his home debut. When Randall Haynie picked off an overthrown pass from Brennan, Seals hit tight end Ben Bresnahan with an 8-yard TD pass to pull the Commodores to 14-7 in the second quarter.

Todd Harris Jr. picked off Seals' pass at the goal line early in the fourth quarter.

2020 Game Recaps

Vanderbilt vs. South Carolina Oct. 10 • Nashville, Tenn.

	1	2	3	4	Final
South Carolina (1-2, 1-2)	3	7	17	14	41
Vanderbilt (0-3, 0-3)	0	0	7	0	7

Qtr	Time	Team - Scoring Play	Plays-Yards	TOP
1st	05:19	SC - Parker White 42 yd field goal	13-42	6:58
2nd	02:09	SC - Collin Hill 1 yd run (White kick)	12-96	6:08
3rd	13:00	SC - Kevin Harris 25 yd run (White kick)	2-34	0:29
	09:01	VANDY - Cam Johnson 22 yd pass from Ken Seals (Cooke kick)	9-75	3:59
	04:22	SC - Collin Hill 10 yd run (White kick)	9-75	4:39
	00:21	SC - Parker White 40 yd field goal	7-26	2:52
4th	13:07	SC - Kevin Harris 88 yd run (White kick)	1-88	0:12
	10:21	SC - Dakereon Joyner 47 yd run (White kick)	1-47	0:13

	South Carolina	Vanderbilt
FIRST DOWNS	18	15
RUSHES-YARDS (NET)	39-289	33-76
PASSING YDS (NET)	278	96
Passes Att-Comp-Int	16-24-0	18-27-1
TOTAL OFFENSE PLAYS-YARDS	63-485	60-249
Fumble Returns-Yards	0-0	0-0
Punt Returns-Yards	3-30-0	2-16-0
Kickoff Returns-Yards	1-31	5-104
Interception Returns-Yards	1-0	1-2
Punts (Number-Avg)	2-48.5	6-40.2
Fumbles-Lost	1-1	3-1
Penalties-Yards	4-20	2-21
Possession Time	31:27	28:33
Third-Down Conversions	6 of 14	1 of 11
Fourth-Down Conversions	1 of 1	0 of 3
Red-Zone Scores-Chances	3-3	0-2
Sacks By: Number-Yards	3-19	2-7

RUSHING: South Carolina-Kevin Harris 21-171; Dakereon Joyner 1-47; ZaQuandre White 2-29; Deshaun Fenwick 5-28; Collin Hill 6-12; Shi Smith 1-2; Luke Doty 1-2; TEAM 1-minus 1; Ryan Hilinski 1-(-1).
Vanderbilt-Keyon Henry-Brooks 13-72; Jamauri Wakefield 6-27; Elijah Hamilton 1-3; Rocko Griffin Jr. 2-1; Mike Wright 5-(-1); Tyrell Alexander 1-(-6); Ken Seals 5-(-20).

PASSING: South Carolina-Collin Hill 16-24-0-196.
Vanderbilt-Ken Seals 17-24-0-148; Mike Wright 1-3-1-25.

RECEIVING: South Carolina-Nick Muse 5-85; Shi Smith 4-46; Kevin Harris 4-29; Xavier Legette 2-30; Josh Vann 1-6.
Vanderbilt-Ben Bresnahan 5-38; Cam Johnson 4-43; Keyon Henry-Brooks 4-21; Amir Abdur-Rahman 2-46; Jayden Harrison 1-25; Tyrell Alexander 1-5; Jamauri Wakefield 1-(-5).

TACKLES (UA-A): South Carolina-Ernest Jones 7-6; Jammie Robinson 4-3; Shilo Sanders 5-1; Jordan Burch 3-2; Jaylan Foster 3-2; Damani Staley 1-4; Darius Rush 3-1; Rick Sandidge 2-1; Aaron Sterling 2-1; R.J. Roderick 1-2; John Dixon 2-0; Spencer Eason-Riddle 2-0; M.J. Webb 1-1; Jabari Ellis 0-2; Israel Mukuamu 0-2; Mohamed Kaba 0-2; Jaycee Horn 1-0; Kingsley Enagbare 1-0; Zacch Pickens 1-0; Cam Smith 0-1; Keveon Mullins 0-1.
Vanderbilt-Jaylen Mahoney 7-3; Dimitri Moore 3-6; Anfernee Orji 4-4; Maxwell Worship 3-4; Chase Lloyd 1-6; Allan George 4-1; Dayo Odeyingbo 2-3; DC Williams 2-0; Raashaan Wilkins Jr. 2-0; Kenny Hebert 1-1; Andre Mintze 1-1; Daevion Davis 0-2; Mitchell Pryor 0-2; Christian James 1-0; Tyrell Alexander 1-0; Brendon Harris 1-0; Elijah Hamilton 1-0; Malik Langham 1-0; Ethan Barr 0-1; Nate Clifton 0-1; Rutger Reitmaier 0-1.

Fighting the Uncontrollables

NASHVILLE, Tenn. — South Carolina quarterback Collin Hill ran for two touchdowns and Kevin Harris ran for two TDs and a career-high 171 yards as the Gamecocks beat Vanderbilt 41-7.

South Carolina won its 12th straight in this series by dominating Vanderbilt 486-249 in total offense and three sacks on a rainy day. The Gamecocks had more yards rushing (290) than the Commodores had total yards.

Harris ran for a 25-yard TD early in the third and added a career-long 88-yarder early in the fourth.

Vanderbilt remains winless after having 56 scholarship players available for this game, just three above the limit set by the Southeastern Conference for a team to play a game. The Commodores already had six players opt out of this season.

Vanderbilt coach Derek Mason said he learned Thursday that his numbers would be limited by injuries and contact tracing during a pandemic.

Parker White kicked a pair of field goals, including a 43-yarder that gave the Gamecocks the lead for good in the first quarter.

Vanderbilt had its chances early to either tie or take a lead. Pierson Cooke missed a 29-yard field goal wide right for Vanderbilt and is now 1 of 4 this season.

In the second quarter, the Commodores went for it on fourth-and-2 at the South Carolina 3. Freshman Ken Seals rolled right and wound up being tackled, missing the chance to throw to a receiver in the end zone when open or run himself.

Hill hit Nick Muse with a 32-yard pass, starting a 12-play, 96-yard drive that the South Carolina quarterback capped himself for a 14-point swing. Hill went over the top for a 1-yard touchdown and a 10-0 lead with 2:09 left in the first half.

South Carolina scored the final 24 points. Hill ran for a 10-yard TD in the third, and Harris broke loose for his 88-yarder and Dakereon Joyner had a 47-yard TD, both in the fourth.

2020 Game Recaps

Vanderbilt vs. Ole Miss Oct. 31 • Nashville, Tenn.

	1	2	3	4	Final
Ole Miss (2-4, 2-4)	21	12	21	0	54
Vanderbilt (0-4, 0-4)	0	14	0	7	21

Qtr	Time	Team - Scoring Play	Plays-Yards	TOP
1st	11:41	OM - Snoop Conner 1 yd run (Logan kick)	10-71	3:19
	02:49	OM - Kenny Yeboah 9 yd pass from Corral (Logan kick)	11-93	4:13
	0:49	OM - Elijah Moore 36 yd pass from Corral (Logan kick)	1-36	0:09
2nd	12:08	VANDY - Ben Bresnahan 43 yd pass from Seals (Farley kick)	8-92	3:35
	08:26	OM - Elijah Moore 1 yd pass from Corral (Logan kick failed)	8-77	3:34
	01:58	OM - Elijah Moore 28 yd pass from Corral (Corral pass failed)	11-88	3:35
	00:23	VANDY - Chris Pierce Jr. 16 yd pass from Seals (Farley kick)	8-75	1:35
3rd	08:49	OM - Dontario Drummond 14 yd pass from Corral (Corral rush)	8-91	2:42
	7:06	OM - Kenny Yeboah 9 yd pass from Corral (Logan kick)	4-21	1:34
	0:37	OM - Braylon Sanders 37 yd pass from Plumlee (Logan kick failed)	9-88	3:24
4th	4:28	VANDY - Keyon Henry-Brooks 1 yd run (Farley kick)	16-75	5:22

	Ole Miss	Vanderbilt
FIRST DOWNS	35	24
RUSHES-YARDS (NET)	42-192	34-102
PASSING YDS (NET)	449	319
Passes Att-Comp-Int	37-32-0	41-31-1
TOTAL OFFENSE PLAYS-YARDS	79-641	75-421
Fumble Returns-Yards	1-1	3-2
Punt Returns-Yards	0-0-0	1-7-0
Kickoff Returns-Yards	2-42-0	2-37-0
Interception Returns-Yards	1-21-0	0-0-0
Punts (Number-Avg)	1-51.0	5-33.2
Fumbles-Lost	1-1	3-2
Penalties-Yards	8-75	6-50
Possession Time	29:52	30:08
Third-Down Conversions	6 of 9	8 of 14
Fourth-Down Conversions	1 of 1	1 of 1
Red-Zone Scores-Chances	5-6	2-2
Sacks By: Number-Yards	1-9	1-2

RUSHING: Ole Miss-Jerrion Ealy 15-95; Henry Parrish Jr. 7-51; Matt Corral 6-23; John Rhys Plumlee 6-22; Snoop Conner 5-21; Elijah Moore 1-4; Dannis Jackson 1-minus 8; TEAM 1-(16).
Vanderbilt-Keyon Henry-Brooks 23-66; Rocko Griffin 6-22; Mitchell Pryor 2-19; Ken Seals 3-(-5).

PASSING: Ole Miss-Matt Corral 31-34-0-412; John Rhys Plumlee 1-3-0-37.
Vanderbilt-Ken Seals 31-40-1-319; TEAM 0-1-0-0.

RECEIVING: Ole Miss-Elijah Moore 14-238; Jonathan Mingo 6-90; Dontario Drummond 4-29; Kenny Yeboah 3-32; Braylon Sanders 2-44; Jerrion Ealy 1-9; Sam Williams 1-6; Snoop Conner 1-1.
Vanderbilt-Cam Johnson 14-97; Ben Bresnahan 6-72; Keyon Henry-Brooks 5-89; Chris Pierce Jr. 4-46; James Bostic III 1-12; Rocko Griffin 1-3.

TACKLES (UA-A): Ole Miss-A.J. Finley 8-4; Lakin Henry 4-3; Jalen Jordan 5-1; Ashanti Cistrunk 3-3; Jacquez Jones 2-4; Tylan Knight 5-0; Ryder Anderson 3-2; MoMo Sanogo 3-2; Hal Northern 2-1; Brandon Mack 1-2; Tariqious Tisdale 1-2; Cedric Johnson 2-0; Miles Battle 2-0; Lakevias Daniel 2-0; Patrick Lucas Jr. 1-1; Sincere David 1-1; Sam Williams 1-1; Tavius Robinson 0-2; Jon Haynes 0-2; Nick Broeker 1-0; Isaiah Woullard 1-0; Zikerrion Baker 0-1; KD Hill 0-1; Demon Clowney 0-1.
Vanderbilt-Dashaun Jerkins 2-8; Jaylen Mahoney 5-4; Maxwell Worship 3-5; DC Williams 4-2; Allan George 4-1; Brendon Harris 2-3; Randall Haynie 4-0; Gabe Jeudy-Lally 3-1; Ethan Barr 2-2; Daevion Davis 2-2; Dimitri Moore 2-2; Anfernee Orji 1-3; Christian James 2-1; Andre Mintze 2-0; Dayo Odeyingbo 1-1; Brayden DeVaultSmith 1-1; Michael Owusu 1-1; Cameron Tidd 0-2; Nate Clifton 0-2; Mitchell Pryor 1-0; Tyrell Alexander 1-0; BJ Anderson 0-1; Justin Harris 0-1; Luke Blanton 0-1; Alston Orji 0-1; Malik Langham 0-1.

Vandy Falls at Home to Ole Miss

NASHVILLE, Tenn. — The Ole Miss offense was too much for Vanderbilt to overcome during the Rebels' 54-21 win over Vanderbilt at Vanderbilt Stadium.

A 21-0 lead in the first quarter helped Ole Miss take control of the game early. The Rebels wound up totaling 645 yards of total offense and averaged 8.2 yards per play. They also put together six scoring drives of at least 70 yards.

Vandy got within 33-14 in the second quarter, but could not get any closer. Freshman quarterback Ken Seals finished 31-for-40 passing for 319 yards with two touchdowns while wide receiver Cam Johnson caught 14 passes for 97 yards.

Keyon Henry-Brooks had 66 yards rushing and scored the game's final touchdown on a 1-yard plunge in the fourth quarter.

Ole Miss won the toss, elected to receive and quickly marched 71 yards for the game's first touchdown. Snoop Conner polished off the series with a 1-yard plunge into the end zone, giving the Rebels a 7-0 lead less than 3 1/2 minutes into the affair.

A 9-yard touchdown lob from Matt Corral to tight end Kenny Yeboah put Ole Miss up 14-0 with 2:49 to go in the first quarter. That play capped a 93-yard drive that took just 4:13 off the clock.

Exactly two minutes later, Corral threw a 36-yard touchdown pass down the right sideline to Elijah Moore giving Ole Miss a 21-0 advantage going into the second quarter.

Vanderbilt finally responded after that when Seals found tight end Ben Bresnahan on a 43-yard touchdown pass down the left sideline. A quick pump fake followed by a long throw to an open Bresnahan cut the Vandy deficit to 21-7. The grab was the longest of Bresnahan's career.

Moore scored his next touchdown with a one-yard reception that capped an eight-play, 77-yard drive and gave Ole Miss a 27-7 lead. Six minutes and 28 seconds later, Moore caught a 28-yard touchdown to put the Rebels ahead 33-7.

Vandy wasn't done just yet and had enough time left on the clock to put something together. Seals orchestrated an eight-play drive that ended with a 16-yard pass to Chris Pierce Jr. into the left side of the end zone.

The Commodores would have to settle for a 33-14 halftime score.

Seals finished 15 of 18 passing in the first half totaling 158 yards to go along with two touchdown throws. Corral was 22 of 25 for 318 yards and four touchdowns and the Rebels piled up 413 yards of total offense on 46 plays.

After Vandy was forced to punt to begin the second half, Ole Miss put together another long scoring drive that ended with Corral's 14-yard touchdown pass to Ontario Drummond. That put the Rebels ahead 41-14.

The Commodores fumbled the ensuing kickoff, which allowed Corral to add a 9-yard touchdown pass to Yeboah a few minutes later making it 48-14. John Rhys Plumlee connected with Braylon Sanders on a 37-yard touchdown pass before the end of the third period.

Corral finished 31 of 34 passing for 412 yards and six touchdowns while Moore caught 14 balls for 238 yards and three scores.

2020 Game Recaps

Vanderbilt at Mississippi State Nov. 7 • Starkville, Miss.

	1	2	3	4	Final
Vanderbilt (0-5, 0-5)	0	0	7	10	17
Mississippi State (2-4, 2-4)	14	3	0	7	24

Qtr	Time	Team - Scoring Play	Plays-Yards	TOP
1st	11:47	MS - Osirus Mitchell 6 yd pass from Rogers (Ruiz kick)	5-27	1:51
	2:33	MS - Dillon Johnson 4 yd run (Ruiz kick)	11-68	5:05
2nd	9:24	MS - Brandon Ruiz 25 yd field goal	11-48	5:30
3rd	4:27	VANDY - Chris Pierce Jr. 2 yd pass from Seals (Farley kick)	8-71	3:44
4th	12:27	VANDY - Keyon Henry-Brooks 27 yd run (Farley kick)	12-85	5:12
	2:43	MS - Jo'Quavious Marks 1 yd run (Ruiz kick)	4-13	1:35
	0:38	VANDY - Pierson Cooke 41 yd field goal	8-52	2:05

	Vanderbilt	Mississippi State
FIRST DOWNS	30	14
RUSHES-YARDS (NET)	36-142	11--22
PASSING YDS (NET)	336	226
Passes Att-Comp-Int	31-46-3	35-46-0
TOTAL OFFENSE PLAYS-YARDS	82-478	57-204
Fumble Returns-Yards	3-0	0-0
Punt Returns-Yards	2-23	0-0
Kickoff Returns-Yards	3-170	5-330
Interception Returns-Yards	0-0-0	3-55-0
Punts (Number-Avg)	1-29.0	7-45.6
Fumbles-Lost	3-2	0-0
Penalties-Yards	6-52	8-92
Possession Time	32:10	27:50
Third-Down Conversions	8 of 15	4 of 13
Fourth-Down Conversions	2 of 3	0 of 0
Red-Zone Scores-Chances	1-2	4-4
Sacks By: Number-Yards	3-31	1-1

RUSHING: Vanderbilt-Keyon Henry-Brooks 20-115; Rocko Griffin 13-19; Jamauri Wakefield 1-7; Ken Seals 2-1.
Mississippi State-Jo'Quavious Marks 6-10; Dillon Johnson 1-4; TEAM 1-(-5); Will Rogers 3-(-31).

PASSING: Vanderbilt-Ken Seals 31-46-3-336.
Mississippi State-Will Rogers 35-46-0-226.

RECEIVING: Vanderbilt-Keyon Henry-Brooks 11-97; Cam Johnson 10-114; Chris Pierce Jr. 6-76; Amir Abdur-Rahman 3-49; Jayden Harrison 1-0.
Mississippi State-Malik Heath 9-79; Jo'Quavious Marks 7-22; Austin Williams 6-33; Jaden Walley 5-43; Osirus Mitchell 4-32; L. Witherspoon 2-11; Dillon Johnson 1-7; G. Spivey 1-(-1).

TACKLES (UA-A): Vanderbilt-Brendon Harris 5-5; Jaylen Mahoney 4-6; Anfernee Orji 3-6; Allan George 4-4; Ethan Barr 1-5; Justin Harris 1-2; Daevion Davis 0-3; Dimitri Moore 1-1; Ken Seals 1-1; Andre Mintze 1-1; Alston Orji 0-2; Christian James 0-2; Dashaun Jerkins 0-2; Maxwell Worship 0-2; Michael Owusu 1-0; Dayo Odeyingbo 1-0; Derek Green 0-1; Rocko Griffin 0-1.
Mississippi State-Aaron Brule 1-12; Martin Emerson 5-5; Marcus Murphy 1-9; Landon Guidry 6-3; Erroll Thompson 1-7; Jaden Crumedy 0-7; Collin Duncan 2-5; Tyrus Wheat 3-3; Marquiss Spencer 2-2; Emmanuel Forbes 3-1; Shawn Preston Jr. 1-3; Kobe Jones 0-4; Cameron Young 1-2; Jordan Davis 3-0; Nathaniel Watson 0-3; J.P. Purvis 2-0; Esaias Furdge 1-0; Aaron Odom 1-0; Jaden Walley 0-1.

Comeback Comes Up Short

STARKVILLE, Miss. — Vanderbilt cut a 17-0 deficit down to 17-14 in the second half at Davis Wade Stadium, but five turnovers ultimately led to the Commodores' demise in a 24-17 loss to Mississippi State.

Down 17-14 late, Vandy appeared intent on driving for a chance at a game-tying or game-winning score, but quarterback Ken Seals threw his third interception of the day with 8:02 to play. The Dores still got the back with 6:11 to go, only to see Seals lose a fumble at his own 13 with 4:18 to play.

Jo'Quavious Marks punched in a 1-yard touchdown run shortly thereafter to ice the game for the Bulldogs.

Pierson Cooke was able to hit a 41-yard field goal with 38 ticks remaining making it a touchdown game. The Bulldogs recovered the ensuing onside kickoff to clinch victory.

Running back Keyon Henry-Brooks finished with 115 yards on 20 carries and caught 11 passes for 97 yards. His 27-yard touchdown run got the Commodores within three late in the game.

Seals threw for a career-high 336 yards on 31 of 46 passing and a touchdown. The freshman also threw three interceptions and lost a fumble.

Wide receiver Cam Johnson had 10 grabs for 114 yards and Chris Pierce made six receptions for 76 yards and a score.

After Vanderbilt's opening offensive series ended with an interception on the fourth play, Mississippi State needed just five plays to go 27 yards to take a 7-0 lead. Mississippi State quarterback Will Rogers found Osirus Mitchell on a 6-yard pass a little more than three minutes into the game.

The Bulldogs then upped their lead to 14-0 with an 11-play drive that covered 68 yards and chewed up 5:05 of clock. Dillon Johnson's 4-yard touchdown run polished the series off and came on the heels of Cooke's missed 50-yard field goal for Vandy.

Mississippi State's Brandon Ruiz added a 25-yard field goal later in the second quarter and that would turn out to be the final score of the half.

Vanderbilt had 156 yards of total offense in the first two quarters, but turned the ball over twice, missed a field goal and failed on one of two fourth-down conversions.

The Commodores finally put a dent into the lead toward the end of the third quarter thanks to an eight-play, 71-yard drive that ended in seven points. Seals found Pierce from the 2 to make the score 17-7 with 4:27 to go in the period.

Suddenly Vandy had life and road the legs of Henry-Brooks from there. The sophomore capped a 12-play, 85-yard drive with a 27-yard sprint to the end zone making it 17-14 with 12:27 to go.

That would set up the final, pivotal minutes of the contest before Vanderbilt ran out of time.

Season-by-Season Records • Head Coach Records

Season	W	L	T	Head Coach
1890	1	0	--	Elliott H. Jones
1891	3	1	--	Elliott H. Jones
1892	4	4	--	Elliott H. Jones
1893	6	1	--	W.J. Keller
1894	7	1	--	Henry Thornton
1895	5	3	1	C.L. Upton
1896	3	2	2	R.G. Acton
1897	6	0	1	R.G. Acton
1898	1	5	--	R.G. Acton
1899	7	2	--	J.L. Crane
1900	4	4	1	J.L. Crane
1901	6	1	1	W.H. Watkins
1902	8	1	--	W.H. Watkins
1903	6	1	1	J.H. Henry
1904	9	0	--	Dan McGugin
1905	7	1	--	Dan McGugin
1906	8	1	--	Dan McGugin
1907	5	1	1	Dan McGugin
1908	7	2	1	Dan McGugin
1909	7	3	--	Dan McGugin
1910	8	0	1	Dan McGugin
1911	8	1	--	Dan McGugin
1912	8	1	1	Dan McGugin
1913	5	3	--	Dan McGugin
1914	2	6	--	Dan McGugin
1915	9	1	--	Dan McGugin
1916	7	1	1	Dan McGugin
1917	5	3	--	Dan McGugin
1918	4	2	--	Ray Morrison
1919	5	1	2	Dan McGugin
1920	5	3	1	Dan McGugin
1921	7	0	1	Dan McGugin
1922	8	0	1	Dan McGugin
1923	5	2	1	Dan McGugin
1924	6	3	1	Dan McGugin
1925	6	3	--	Dan McGugin
1926	8	1	--	Dan McGugin
1927	8	1	2	Dan McGugin
1928	8	2	--	Dan McGugin
1929	7	2	--	Dan McGugin
1930	8	2	--	Dan McGugin
1931	5	4	--	Dan McGugin
1932	6	1	2	Dan McGugin
1933	4	3	3	Dan McGugin
1934	6	3	--	Dan McGugin
1935	7	3	--	Ray Morrison
1936	3	5	1	Ray Morrison
1937	7	2	--	Ray Morrison
1938	6	3	--	Ray Morrison
1939	2	7	1	Ray Morrison
1940	3	6	1	Red Sanders
1941	8	2	--	Red Sanders
1942	6	4	--	Red Sanders
1943	5	0	--	E.H. Alley
1944	3	0	1	Doby Bartling
1945	3	6	--	Doby Bartling
1946	5	4	--	Red Sanders
1947	6	4	--	Red Sanders
1948	8	2	1	Red Sanders
1949	5	5	--	Bill Edwards
1950	7	4	--	Bill Edwards
1951	6	5	--	Bill Edwards
1952	3	5	2	Bill Edwards
1953	3	7	--	Art Guepe
1954	2	7	--	Art Guepe
1955	8	3	--	Art Guepe
1956	5	5	--	Art Guepe
1957	5	3	2	Art Guepe

Head Coach	Seasons	W	L	T
Elliott H. Jones	1890-92	8	5	--
W.J. Keller	1893	6	1	--
Henry Thornton	1894	7	1	--
C.L. Upton	1895	5	3	1
R.G. Acton	1896-98	10	7	3
J.L. Crane	1899-1900	11	6	1
W.H. Watkins	1901-02	14	2	1
J.H. Henry	1903	6	1	--
Dan McGugin •	1904-34	197	55	19
Ray Morrison	1918, 1935-39	29	22	2
Red Sanders ••	1940-48	36	22	2
E.H. Alley	1943	5	0	--
Doby Bartling	1944-45	6	6	1
Bill Edwards	1949-52	21	19	2
Art Guepe	1953-62	39	54	7
Jack Green	1963-66	7	29	4
Bill Pace	1967-72	22	38	3
Steve Sloan	1973-74	12	9	2
Fred Pancoast	1975-78	13	31	--
George MacIntyre	1979-85	25	52	1
Watson Brown	1986-90	10	45	--
Gerry DiNardo	1991-94	19	25	--
Rod Dowhower	1995-96	4	18	--
Woody Widenhofer	1997-2001	15	40	--
Bobby Johnson	2002-09	29	66	--
Robbie Caldwell	2010	2	10	--
James Franklin	2011-13	24	15	--
Derek Mason	2014-active	27	52	--
130th season		609	634	50

• McGugin missed the 1918 season on military duty during World War I.

•• Sanders missed the 1943-45 seasons on military duty during World War II.

Unbeaten (8)		
1944	3-0-1	Doby Bartling
1943	5-0-0	E.H. Alley
1922	8-0-1	Dan McGugin
1921	7-0-1	Dan McGugin
1910	8-0-1	Dan McGugin
1904	9-0-0	Dan McGugin
1897	6-0-1	R.G. Acton
1890	1-0-0	Elliott H. Jones

Nine-Win Seasons (4)		
2013	9-4	James Franklin
2012	9-4	James Franklin
1915	9-1	Dan McGugin
1904	9-0	Dan McGugin

Eight-Win Seasons (13)		
1982	8-4	George MacIntyre
1955	8-3	Art Guepe
1948	8-2-1	Red Sanders
1941	8-2	Red Sanders
1930	8-2	Dan McGugin
1928	8-2	Dan McGugin
1927	8-1-2	Dan McGugin
1926	8-1	Dan McGugin
1922	8-0-1	Dan McGugin
1912	8-1-1	Dan McGugin
1911	8-1	Dan McGugin
1910	8-0-1	Dan McGugin
1902	8-1	W.H. Watkins

The Last Time

Vanderbilt

Score three or more touchdowns.....	Ke'Shawn Vaughn vs. Baylor (3 • 12.27.18)
Score four or more touchdowns.....	Earl Bennett vs. Kentucky (5 • 11.12.05)
Three passing touchdowns.....	Kyle Shurmur vs. Tennessee (3 • 11.24.18)
Four or more passing touchdowns.....	Kyle Shurmur at Tennessee (4 • 11.25.17)
Five or more passing touchdowns.....	Johnny McCrary vs. Old Dominion (5 • 11.1.14)
200 or more passing yards	Ken Seals at Mississippi State (336 • 11.7.20)
300 or more passing yards	Ken Seals at Mississippi State (336 • 11.7.20)
400 or more passing yards	Kyle Shurmur vs. Tennessee (416 • 11.26.16)
70-yard completion	Riley Neal-Chris Pierce Jr. at Purdue (75 • 9.7.19)
100 or more rushing yards	Keyon Henry-Brooks at Mississippi State (117 • 11.7.20)
200 or more rushing yards	Ke'Shawn Vaughn vs. Baylor (243 • 12.27.18)
300 or more rushing yards	Frank Mordica vs. Air Force (321 • 11.18.78)
70-yard rush.....	Ke'Shawn Vaughn vs. Tennessee State (78 • 9.29.18)
Three or more rushing touchdowns.....	Ke'Shawn Vaughn at Arkansas (3 • 10.27.18)
100 or more receiving yards.....	Cam Johnson at Mississippi State (114 • 11.7.20)
200 or more receiving yards.....	Trent Sherfield vs. Austin Peay (240 • 9.1.15)
Two touchdown receptions	Jared Pinkney vs. ETSU (2 • 11.23.19)
Three or more touchdown receptions	Earl Bennett vs. Richmond (3 • 9.1.07)
Kickoff return for touchdown	Darrius Sims vs. South Carolina (100 • 9.12.14)
Punt return for touchdown	Jonathan Krause at Wake Forest (83 • 11.24.12)
Interception return for touchdown	Randall Haynie vs. LSU (47 • 9.21.19)
Fumble return for touchdown	Allan George vs. Kentucky (67 • 11.16.19)
Three or more field goals made.....	Tommy Openshaw at Auburn (3 • 11.5.16)
50-yard field goal.....	Ryley Guay vs. Florida (53 • 10.13.18)
60-yard punt	Harrison Smith at South Carolina (60 • 11.2.19)
70-yard punt	Tommy Openshaw vs. Missouri (78 • 10.24.15)
10 or more tackles.....	Brendon Harris at Mississippi State (10 • 11.7.20)
Three or more tackles for loss	Jaylen Mahoney at Mississippi State (10 • 11.7.20)
Forced multiple fumbles.....	Dayo Odeyingbo vs. ETSU (3.5 • 11.23.19)
Two or more sacks	LaDarius Wiley at Missouri (2 • 11.10.18)
Three or more sacks.....	Andre Mintze at Ole Miss (2.0 • 10.5.19)
Two or more interceptions.....	Charles Wright at Middle Tennessee (3.0 • 9.2.17)
Blocked punt	Max Worship vs. Ole Miss (11.17.18)
Blocked punt returned for touchdown	Stephen Weatherly vs. UMass (11 • 9.13.14)
Blocked field goal.....	Cameron Tidd vs. ETSU (11.23.19)
Blocked PAT	Nifae Lealao at Middle Tennessee (9.2.17)
Safety	Team at Texas A&M (9.26.20)
30 or more first downs	at Mississippi State (30 • 11.7.20)
500 or more yards of total offense.....	vs. Tennessee State (553 • 9.29.18)
300 or more passing yards	at Mississippi State (336 • 11.7.20)
400 or more passing yards	at Purdue (420 • 9.7.19)
200 or more rushing yards	vs. ETSU (220 • 11.23.19)
300 or more rushing yards	vs. Tennessee State (358 • 10.22.16)
400 or more rushing yards	vs. Presbyterian (410 • 9.15.12)
40 points or more	at Arkansas (45 • 10.27.18)
Held opponent under 100 total yards	vs. Chattanooga (93 • 9.6.03)
Held opponent under 200 total yards	vs. ETSU (105 • 11.23.19)
Held opponent under 250 total yards	at Mississippi State (204 • 11.7.20)
Held opponent under 100 rushing yards	at Mississippi State (-22 • 11.7.20)
Held opponent under 100 passing yards	vs. ETSU (68 • 11.23.19)
Shut out opponent.....	vs. ETSU (11.23.19)

Opponent

Score three or more touchdowns.....	Elijah Moore • Ole Miss (3 • 10.31.20)
Score four or more touchdowns.....	Ja'Marr Chase • LSU (4 • 9.21.19)
Three passing touchdowns	Matt Corral • Ole Miss (6 • 10.31.20)
Four or more passing touchdowns.....	Matt Corral • Ole Miss (6 • 10.31.20)
200 or more passing yards	Will Rogers • Mississippi State (226 • 11.7.20)
300 or more passing yards	Matt Corral • Ole Miss (412 • 10.31.20)
400 or more passing yards	Matt Corral • Ole Miss (412 • 10.31.20)
70-yard completion	Sindelar-Moore • Purdue (70 • 9.7.19)
100 or more rushing yards	Kevin Harris • South Carolina (171 • 10.10.20)
200 or more rushing yards	Eric Gray • Tennessee (246 • 11.30.19)
Three or more rushing touchdowns.....	Eric Gray • Tennessee (3 • 11.30.19)
70-yard rush.....	Kevin Harris • South Carolina (88 • 10.10.20)
100 or more receiving yards.....	Elijah Moore • Ole Miss (238 • 9.21.19)
200 or more receiving yards.....	Elijah Moore • Ole Miss (238 • 9.21.19)
Three or more touchdown receptions	Elijah Moore • Ole Miss (3 • 9.21.19)
Kickoff return for touchdown	Nyheim Hines • NC State (100 • 12.26.16)
Punt return for touchdown	Richaud Floyd • Missouri (74 • 11.18.17)
Interception return for touchdown	Brandon Lee • Missouri (42 • 11.18.17)
Fumble return for touchdown	Jonathan Greenard • Florida (80 • 11.9.19)
Three or more field goals made.....	Rodrigo Blankenship • Georgia (3 • 8.31.19)
50-yard field goal.....	Rodrigo Blankenship • Georgia (50 • 8.31.19)
70-yard punt	Ryan Janvion • Wake Forest (71 • 11.30.13)
10 or more tackles.....	Aaron Brule • Mississippi State (12 • 11.7.20)
	Martin Emerson • Mississippi State (10 • 11.7.20)
	Marcus Murphy • Mississippi State (10 • 11.7.20)
Three or more tackles for loss	Ernest Jones • South Carolina (3.0 • 10.10.20)
Two or more sacks	Aaron Sterling • South Carolina (2.0 • 11.2.19)
Two or more interceptions.....	Donovan Stiner • Florida (2 • 11.9.19)
Blocked punt	Micah Baskerville • LSU (9.21.19)
Blocked punt returned for touchdown	Micah Baskerville • LSU (9.21.19)
Blocked field goal.....	Shariff Floyd • Florida (11.5.11)
Blocked PAT	D.J. Wonnum • South Carolina (10.28.17)
Safety.....	Marquis Haynes • Ole Miss (10.14.17)
30 or more first downs	Ole Miss (35 • 10.31.20)
500 or more yards of total offense	Ole Miss (641 • 10.31.20)
300 or more passing yards	Ole Miss (449 • 10.31.20)
400 or more passing yards	Ole Miss (449 • 10.31.20)
200 or more rushing yards	South Carolina (289 • 10.10.20)
300 or more rushing yards	Kentucky (401 • 11.16.19)
400 or more rushing yards	Kentucky (401 • 11.16.19)
40 points or more	Ole Miss (54 • 10.31.20)
Held Vanderbilt under 200 total yards	Florida (128 • 11.9.19)
Held Vanderbilt under 100 rushing yards.....	Florida (51 • 11.9.19)
Held Vanderbilt under 100 passing yards	Florida (77 • 11.9.19)
Shut out Vanderbilt.....	Florida (11.9.19)