

VANDERBILT

FOOTBALL

2020 Schedule

Date	Opponent	Time • Result
9.26	at #10/11 Texas A&M*	L, 12-17
10.3	#20/17 LSU*	L, 7-41
10.10	South Carolina*	L, 7-41
10.31	Ole Miss*	L, 21-54
11.7	at Mississippi State*	L, 17-24
11.14	at Kentucky*	L, 35-38
11.21	#6/5 Florida* [ESPN]	11 a.m.
11.28	Tennessee* [SEC Alternate]	6:30 p.m.
12.5	at Georgia*	TBA
12.12	at Missouri*	TBA

* SEC contest • All times CT

#6/5 Florida Gators (5-1) at Vanderbilt Commodores (0-6)

VUCommodores.com
Twitter • @VandyFootball
Instagram • @VandyFootball
Facebook • VanderbiltAthletics
In-Game Notes • @VandyNotes

Nov. 21, 2020 • 11 a.m. CT
Vanderbilt Stadium • Nashville, Tenn.

ESPN
Bob Wischusen (play-by-play), Dan Orlovsky (analyst),
Paul Carcaterra (reporter)

WQZQ 830 AM • 93.3 FM
Joe Fisher (play-by-play), Norman Jordan (analyst),
Kevin Ingram (sideline)

Primary Football Contact • Sarah Feters
sarah.feters@vanderbilt.edu • 984.209.9104

Secondary Football Contact • Josh Foster
joshua.foster@vanderbilt.edu • 205.213.5091

• Vanderbilt returns to campus Saturday to host #6/5 Florida. The Commodores and Gators will kick off at 11 a.m. CT in Vanderbilt Stadium for Vandy's first home game since Oct. 31 versus Ole Miss.

• Vanderbilt Athletics will honor service members as part of Salute to Service activities throughout the week. On Sunday, each member of the Vanderbilt team was paired with a Fort Campbell soldier to learn more about his or her life and service. In addition, Col. Bryan Babich, the commander of the U.S. Army 101st Airborne Division Artillery at Fort Campbell, addressed the team.

• In connection to Salute to Service, the Commodores' helmets Saturday will have a sticker featuring the U.S. Army 101st Airborne Division at Fort Campbell. Additional fan cutouts inside Vanderbilt Stadium this week will be of Wounded Warrior Project members.

• The Commodores are looking for their 11th victory against Florida. The Gators have won the last six meetings since Vanderbilt captured a 34-17 win in Gainesville in 2013.

• The Gators are Vanderbilt's third ranked opponent this season, joining No. 10/11 Texas A&M (Sept. 26) and No. 20/17 LSU (Oct. 3).

• The Commodores' scoring defense against ranked teams has greatly improved from 2019 to 2020. This year's group has surrendered 58 points, an average of 29.0 points/game. A season ago, Vanderbilt gave up an average of 50.7 points/game to ranked opponents.

• Vanderbilt's defense held Mississippi State to minus-22 rushing yards, a program record and tied for the 20th fewest allowed in a contest in Southeastern Conference history.

• Senior defensive end Dayo Odeyingbo has 28.0 career tackles for loss, just 0.5 away from the top eight in Vanderbilt history. Odeyingbo paces the Commodores with 5.0 tackles for loss and 3.5 sacks.

• Fifth-year senior linebacker Andre Mintze was announced as one of 30 candidates for the Senior CLASS Award, which focuses on the total student-athlete and encourages students to use their platform in athletics to make a positive impact as leaders in their communities. Mintze is also a candidate for the Wuerffel Trophy, which is presented annually to the college football player who best combines exemplary community service with leadership achievement on and off the field.

• Vandy's offense has found its footing in its last three games, averaging 435.3 yards of total offense. In the first three contests, the unit averaged 256.7 offensive yards/game.

• The Commodores were 4-for-4 in the red zone at Kentucky after going 3-of-4 the previous two weeks combined.

• Senior wide receiver Chris Pierce Jr. has caught a touchdown pass in three consecutive games, becoming the first Commodore to accomplish the feat since Kalija Lipscomb against Tennessee (Nov. 25, 2017), Middle Tennessee (Sept. 1, 2018) and Nevada (Sept. 8, 2018). Pierce Jr. had two career touchdown catches entering the stretch.

• Freshman Mike Wright threw a two-yard touchdown pass and scored on a two-yard run at Kentucky. He is the first Vanderbilt quarterback to run and throw for a touchdown in the same game since Kyle Shurmur against Kentucky on Nov. 11, 2017. Wright's two-yard run in the third quarter was the first ground touchdown by a Commodore quarterback since Shurmur in the 2017 Kentucky tilt.

• Ken Seals, who ranks second among SEC freshmen and ninth overall in total offense/game with 211.3, became just the league's third true freshman quarterback to start a season opener — and the first to do so in a true road game — when he took the field at Texas A&M on Sept. 26.

• Seals threw for a career-high 336 yards at Mississippi State, a Vanderbilt freshman record. He is the lone Vandy freshman quarterback with two 300-yard passing games in a season. He is also the first Commodore quarterback to register back-to-back 300-yard passing games (319 vs. Ole Miss; 336 at Mississippi State) since Kyle Shurmur against Kentucky (Nov. 11) and Missouri (Nov. 18) in 2017.

Florida Series History

- Series: Vanderbilt trails, 10-41-2
- Current series streak: Florida, W6
- In state of Florida: Vanderbilt trails, 3-22-1
 - Gainesville: Vanderbilt trails 2-22-1
 - Jacksonville: Vanderbilt leads 1-0
- In Nashville: Vanderbilt trails, 7-19-1
- First meeting: 1945 • Gainesville • Vanderbilt 7, Florida 0
- Last meeting: 2019 • Gainesville • Vanderbilt 0, Florida 56
- Last Vanderbilt win: 2013 • Gainesville • Vanderbilt 34, Florida 17
- Largest Vanderbilt margin • 2000 (20, 20-0)
- This marks the 54th meeting between Vanderbilt and Florida.
- The Commodores and Gators have met annually since 1992.

1949 • Playing their first game in Jacksonville's Gator Bowl and coming off back-to-back wins over Alabama and Ole Miss, the Commodores defeated Florida 22-17. Vanderbilt All-America Lee Nalley started the game with a 97-yard kickoff return. Late in the game, with famed quarterback Bill Wade guiding the Commodores, the offense went down for the field for a clinching touchdown by running back Herb Rich late in the fourth quarter.

1974 • Quarterback David Lee came off the bench to guide the Commodores to an impressive 24-10 over No. 14 Florida in Nashville. The game sparked a Vanderbilt team that eventually won five of the next seven games and accepted an invitation to the Peach Bowl in Atlanta. Lee and standout wide receiver Barry Burton hooked up several times in the upset win.

1982 • Leading by three points early in the fourth quarter, the Commodores built an insurmountable margin when Whit Taylor's pass into the Gator end zone bounced off one player into the hands of Vandy receiver Phil Roach. The touchdown helped Vanderbilt claim a 31-29 home victory over No. 14 Florida. Following the upset, Vanderbilt won five of its last six regular season games to earn an invitation to the Hall of Fame Bowl in Birmingham, Alabama.

1988 • The Commodore defense played its best game of the year in a 24-9 victory over No. 20 Florida before a capacity crowd in Vanderbilt Stadium. The unit held the Gators to 275 total yards, produced 3.0 sacks and forced three turnovers. Linebacker Billy Cunningham was outstanding for the Commodores, contributing an interception, sack and two tackles for loss.

2005 • In one of the most exciting games in modern Vanderbilt history, the Commodores and Gators went into double overtime before No. 13 Florida edged out a 49-42 victory in Gainesville. Vandy quarterback Jay Cutler enjoyed a career night against the Gators, throwing for 361 yards and four touchdowns, setting the team's all-time passing yardage record during the performance. The game is best remembered for the closing minutes of regulation, when Cutler hit wide receiver Earl Bennett for a 6-yard touchdown pass. After the catch, with coach Bobby Johnson planning to go for the win on a 2-point conversion, Bennett was flagged for a celebration penalty that forced the Commodores to make a long extra point to send the game into overtime.

2013 • The Commodores played an all-around superb game to notch their first victory in Gainesville since the World War II era. Vanderbilt jumped out to a 10-0 first-quarter lead and never looked back in defeating the Gators 34-17. While running back Jerron Seymour had three rushing touchdowns in his home-state return, it was the Vanderbilt defense that ruled the day. The unit held Florida to 39 rushing yards and forced four turnovers, including three interceptions.

2002	L	17-21	Nashville, Tenn.
2003	L	17-35	Gainesville, Fla.
2004	L	17-34	Nashville, Tenn.
2005	L	42-49 2OT	Gainesville, Fla.
2006	L	19-25	Nashville, Tenn.
2007	L	22-49	Gainesville, Fla.
2008	L	14-42	Nashville, Tenn.
2009	L	3-27	Gainesville, Fla.
2010	L	14-55	Nashville, Tenn.
2011	L	21-26	Gainesville, Fla.
2012	L	17-31	Nashville, Tenn.
2013	W	34-17	Gainesville, Fla.
2014	L	10-34	Nashville, Tenn.
2015	L	7-9	Gainesville, Fla.
2016	L	6-13	Nashville, Tenn.
2017	L	24-38	Gainesville, Fla.
2018	L	27-37	Nashville, Tenn.
2019	L	0-56	Gainesville, Fla.

1945	W	7-0	Gainesville, Fla.
1946	W	20-0	Nashville, Tenn.
1949	W	22-17	Jacksonville, Fla.
1950	L	27-31	Nashville, Tenn.
1951	L	13-33	Gainesville, Fla.
1952	W	20-13	Nashville, Tenn.
1955	W	21-8	Nashville, Tenn.
1956	L	7-21	Nashville, Tenn.
1957	L	7-14	Gainesville, Fla.
1958	T	6-6	Gainesville, Fla.
1959	W	13-6	Nashville, Tenn.
1960	L	0-12	Gainesville, Fla.
1961	L	0-7	Nashville, Tenn.
1962	L	7-42	Gainesville, Fla.
1963	L	0-21	Nashville, Tenn.
1966	L	0-13	Nashville, Tenn.
1967	L	22-27	Gainesville, Fla.
1968	T	14-14	Nashville, Tenn.
1969	L	20-41	Gainesville, Fla.
1974	W	24-10	Nashville, Tenn.
1975	L	0-35	Gainesville, Fla.
1982	W	31-29	Nashville, Tenn.
1983	L	10-29	Gainesville, Fla.
1988	W	24-9	Nashville, Tenn.
1989	L	11-34	Gainesville, Fla.
1992	L	21-41	Nashville, Tenn.
1993	L	0-52	Gainesville, Fla.
1994	L	7-24	Nashville, Tenn.
1995	L	7-38	Gainesville, Fla.
1996	L	21-28	Nashville, Tenn.
1997	L	7-20	Gainesville, Fla.
1998	L	13-45	Nashville, Tenn.
1999	L	6-13	Gainesville, Fla.
2000	L	20-43	Nashville, Tenn.
2001	L	13-71	Gainesville, Fla.

Team

MASON LOOKING TO CRACK TOP 5

- Mason's 27 wins are two victories away for a tie for fourth in program history:

Coach	Seasons	Wins
1. Dan McGugin	1904-34	197
2. Art Guepe	1953-62	39
3. Red Sanders	1940-48	36
4. Ray Morrison	1918, 1935-39	29
Bobby Johnson	2002-09	29
6. Derek Mason	2014-present	27

- Mason is one of just two Vanderbilt head coaches to lead the Commodores to multiple postseason bowl appearances (2016 Independence Bowl; 2018 Texas Bowl).

MASON IS SEC'S LONGEST-TENURED BLACK HEAD COACH

- Mason, in his seventh season at Vanderbilt, is the longest-tenured Black head coach in Southeastern Conference history.

Coach	School	Span
1. Derek Mason	Vanderbilt	2014-present
2. Kevin Sumlin	Texas A&M	2012-17
3. Sylvester Croom	Mississippi State	2004-08
4. Joker Phillips	Kentucky	2010-12
James Franklin	Vanderbilt	2011-13
6. Randy Shannon	Florida	Four-game interim head coach in 2017
7. Bryan McClendon	Georgia	Interim head coach for 2015 TaxSlayer Bowl
Greg Knox	Mississippi State	Interim head coach for 2017 TaxSlayer Bowl

EIGHTEEN COMMODORE FIRST-TIME STARTERS

- Eighteen Vanderbilt student-athletes have earned their first collegiate starts this season: Amir Abdur-Rahman (Jr., WR), Tyrell Alexander (5th, WR), Bradley Ashmore (Fr., RT), Justin Ball (So., TE), Ethan Barr (Fr., LB), Nate Clifton (So., DT), Elijah Hamilton (5th, CB), Justin Harris (So., S), Jayden Harrison (So., WR), Julian Hernandez (So., RG), Gabe Jeudy-Lally (So., CB), Donovan Kaufman (Fr., S), Chase Lloyd (Fr., S), Ja'Veon Marlow (Jr., RB), Anfernee Orji (So., ILB), Alston Orji (Jr., ILB), Ken Seals (Fr., QB) and Maxwell Worship (Jr., S).
- Two others have been first-time starters in a Vanderbilt uniform: Connor Mignone (5th, RT) and Raashaan Wilkins Jr. (Jr., DT).
- Vandy's 18 first-time starters are tied for the third most among Power 5 programs:

School	First-Time Starters
1. Florida State	19
Mississippi State	19
3. Arkansas	18
LSU	18
Vanderbilt	18

FOURTEEN TRUE FRESHMEN MAKE DEBUTS

- Fourteen Commodore true freshmen have made their debuts: Ashmore (OL), Ethan Barr (LB), Jack Barton (LB), Jason Brooks Jr. (OL), Ben Cox (OL), Tommy Eckels (LB), Rocko Griffin (RB), Kaufman (DB), Logan Kyle (WR), Lloyd (DB), Seals (QB), Will Sheppard (WR), De'Rickey Wright (DB) and Mike Wright (QB).

FEW FLAGS

- Vanderbilt stands 13th nationally in fewest penalty yards/game (38.7) and 22nd in fewest penalties per game (4.7).
- The Commodores are third in the Southeastern Conference in fewest penalties, penalty yards, penalties/game and penalty yards/game. A year ago, Vanderbilt did not rank within the league's top four in any of the four categories.

A LATE END TO 2020

- Vandy's Dec. 12 tilt at Missouri, rescheduled from Oct. 17, will be the latest regular season game in program history.
- The Commodores have played 23 regular season games in December and none since a Dec. 1, 2001, matchup against Ole Miss.

#LEWISSTRONG

- On a side wall of Vanderbilt Stadium, near the south (tunnel) endzone, will be a graphic in honor of former assistant Osia Lewis.
- In May, Lewis lost his three-year-plus battle with a form of liver cancer called cholangiocarcinoma.
- In 2016, Lewis joined the Vanderbilt football staff as senior defensive assistant and outside linebackers coach. Following his diagnosis, Lewis stepped away from his on-field coaching role, but continued his duties as a senior defensive assistant. He also carried the title special consultant to Mason.
- On his sweat plate, senior defensive lineman Dayo Odeyingbo wears #LewisStrong.

THESE COMMODORES LEAD THE WAY

- Vanderbilt chose seven team captains for the 2020 campaign: Odeyingbo, fifth-year linebacker Andre Mintze, junior wide receiver Cam Johnson, junior defensive back Camden Coleman, fifth-year senior cornerback Elijah Hamilton, senior center Grant Miller and junior punter Harrison Smith.

GRADUATES ALL OVER THE FIELD FOR THE COMMODORES

- Twelve student-athletes on the 2020 roster have already earned their undergraduate degrees and are currently pursuing master's degrees: Tyrell Alexander, Drew Birchmeier, Hamilton, Kenny Hebert, Mac Hereford, Scott Meyer, Connor Mignone, Oren Millstein, Mintze, Stephen Spanellis, Cameron Tidd and Jamauri Wakefield.

MESSAGES ON DISPLAY

- For the 2020 season, Vanderbilt student-athletes were given the option of choosing a message to display on their sweat plate on the back of the helmet. Fifteen messages will be on display throughout the course of the season, including: Black Lives Matter, Equality, I Am Second, Say Their Names, Turner's Heroes and No Justice No Peace.

#FEEDOURHEROES

- When the coronavirus pandemic arrived in Nashville, Mason and his wife Leighanne came up with a way to give back to the community. As part of the Masons' #FeedOurHeroes initiative, they purchased meals from 10 local restaurants to feed 700 individuals across 16 medical sites.

Offense

TRUE FRESHMAN SEALS AT QUARTERBACK

- True freshman Ken Seals became the third SEC true freshman to start a season opener since freshman eligibility was restored in 1972, and the first to do so in a true road game. Seals is one of eight true freshman to start at quarterback for Vanderbilt since the NCAA restored freshman eligibility in 1972, and the first since Kyle Shurmur against Missouri in 2015.

SEALS ONE OF THREE VANDERBILT FRESHMEN TO REACH 1,000 YARDS

- Seals is one of three Vanderbilt freshmen to reach 1,000 passing yards in a season:

Freshman	Passing Yards	Season
1. John Gromos	1,483	1985
2. Jay Cutler	1,433	2002
3. Ken Seals	1,291	2020

SEALS SETS VANDERBILT ROOKIE SINGLE-GAME PASSING YARDAGE RECORD

- Freshman Ken Seals' 336 passing yards at Mississippi State were the most by a Vanderbilt freshman in a single game in program history.
- Seals is the only Commodore freshman to surpass 300 passing yards in a contest twice in the same season, and one of just three to reach the 300-yard plateau:

Freshman	Passing Yards	Opponent	Date
1. Ken Seals	336	at Mississippi State	Nov. 7, 2020
2. Ken Seals	319	vs. Ole Miss	Oct. 31, 2020
3. John Gromos	316	vs. Virginia Tech	Nov. 16, 1985
4. Tim Richardson	304	at Ole Miss	Oct. 26, 1985

2020 TRUE FRESHMEN WITH 300 PASSING YARDS IN A GAME

- Seals joins Clemson's D.J. Uiagalelei and Washington State's Jayden de Laura as the only true freshmen in 2020 to reach 300 passing yards in a contest:

Quarterback (School)	Passing Yards	Opponent	Date
1. D.J. Uiagalelei (Clemson)	439	at Notre Dame	Nov. 7, 2020
2. D.J. Uiagalelei (Clemson)	342	vs. Boston College	Oct. 31, 2020
3. Ken Seals (Vanderbilt)	336	at Mississippi State	Nov. 7, 2020
4. Jayden de Laura (Washington State)	321	vs. Oregon	Nov. 14, 2020
5. Ken Seals (Vanderbilt)	319	vs. Ole Miss	Oct. 31, 2020

- Among Power 5 freshmen, true or redshirt, Seals' 1,291 passing yards are good for the third most:

Freshman (School)	Passing Yards
1. Spencer Rattler (Oklahoma)	2,018
2. Jeff Sims (Georgia Tech)	1,346
3. Ken Seals (Vanderbilt)	1,291

SEALS' TWO SEASONS WITHIN 2020

- Seals has shown marked improvement from the first two games to the last four:

2020	CMP %	Pass Yards	Pass Yards/G	Pass Efficiency
First 2 Games	57.4	263	131.5	95.73
Last 4 Games	70.4	1,028	257.0	139.54

ACCURATE WITH THE FOOTBALL

- Against Ole Miss, Seals completed 31-of-40 passes, good for the eighth-best completion percentage by any Vanderbilt quarterback in a contest:

Freshman (Opponent, Season)	Completion Percentage
1. Kyle Shurmur (vs. Tennessee, 2018)	88.6
2. Johnny McCray (vs. Austin Peay, 2015)	84.8
3. Hank Lesense (at Georgia, 1961)	81.8
4. Jordan Rodgers (vs. Massachusetts, 2012)	81.0
5. Austyn Carta-Samuels (vs. UAB, 2013)	79.3
6. Austyn Carta-Samuels (vs. Kentucky, 2013)	79.2
7. Austyn Carta-Samuels (vs. Tennessee, 2013)	77.8
8. Ken Seals (vs. Ole Miss, 2020)	77.5
9. Jay Cutler (at South Carolina, 2003)	77.1
10. Kyle Shurmur (vs. Tennessee State, 2018)	75.9

31 COMPLETIONS AGAINST OLE MISS AND MISSISSIPPI STATE

- Vanderbilt completed 31 passes against both Ole Miss and Mississippi State, tying for the most under head coach Derek Mason.
- Vandy also completed 31 passes against Purdue on Sept. 7, 2019, and versus Tennessee on Nov. 24, 2018.

HENRY-BROOKS EQUALS OFFENSE

- Sophomore running back Keyon Henry-Brooks doubles as a receiving threat out of the backfield, totaling 215 yards on 22 catches this fall. He stands fourth in the conference in all-purpose yards/game:

Student-Athlete (School)	All-Purpose Yards/Game
1. Elijah Moore (Ole Miss)	159.3
2. Najee Harris (Alabama)	149.5
3. Tank Bigsby (Auburn)	148.8
4. Keyon Henry-Brooks (Vanderbilt)	147.2

- Henry-Brooks also stands fourth in the SEC in rushing yards/game (93.5).

HENRY-BROOKS FILLING THE RUNNING BACK VOID

- Following the departure of NFL Draft pick Ke'Shawn Vaughn, Vanderbilt's running back room needed a workhorse. It found it in Henry-Brooks, who has reached the 100-yard plateau in consecutive games and rushed for at least 65 yards in each of his last five outings.
- In his five most recent appearances, Henry-Brooks has surpassed his yards/rush, yards/game and total rushing yardage from his first 10 appearances combined:

Games	Rushes	Yards	Yards/Rush	Yards/Game
First 10	43	182	4.2	18.2
Last 5	98	444	4.5	88.8

A DUAL THREAT

- Henry-Brooks' 97 receiving yards at Mississippi State are the fourth most in the SEC by an active running back in a game this fall. He is the lone back in the league with two or more games with 80 or more receiving yards:

Running Back (Team)	Yards	Opponent	Date
1. Ainiyah Smith (Texas A&M)	123	at Alabama	Oct. 3, 2020
2. James Cook (Georgia)	101	at Alabama	Oct. 17, 2020
3. Malik Davis (Florida)	100	vs. Georgia	Nov. 7, 2020
4. Keyon Henry-Brooks (Vanderbilt)	97	at Mississippi State	Nov. 7, 2020
5. Keyon Henry-Brooks (Vanderbilt)	89	Ole Miss	Oct. 31, 2020

- Among running backs nationally, Henry-Brooks' 194 receiving yards during the last three games are the fourth most:

Running Back (Team)	Yards
1. Ronnie Rivers (Fresno State)	219
2. Calvin Turner (Hawaii)	204
3. Travis Etienne (Clemson)	197
4. Keyon Henry-Brooks (Vanderbilt)	194
5. Zander Horvath (Purdue)	155

PIERCE JR. FINDING HIS GROOVE

- After totaling three receptions for 29 yards in the first three games of the season, senior wide receiver Chris Pierce Jr. has recorded 13 grabs for 175 yards and three touchdowns in the last three contests.

2020	Catches	Yards	TDs	Yards/Catch	Yards/Game
First 3 Games	3	29	0	9.7	9.7
Last 3 Games	13	175	3	13.5	58.3

- Pierce Jr. has caught a touchdown pass in three consecutive games, becoming the first Commodore to accomplish the feat since Kalijah Lipscomb against Tennessee (Nov. 25, 2017), Middle Tennessee (Sept. 1, 2018) and Nevada (Sept. 8, 2018).
- Pierce Jr. had two career touchdown catches entering the stretch.

ONE OF THE SEC'S MOST PRODUCTIVE TIGHT ENDS

- A week after being held without a catch, junior tight end Ben Bresnahan finished with four receptions for 48 yards and a touchdown at Kentucky.
- The medicine, health and society major has eclipsed his career reception and yardage total. He entered the season with seven career grabs for 105 yards. This fall he owns 21 catches for 217 yards.
- Among tight ends in the SEC, Bresnahan ranks fifth in receptions and fourth in touchdown receptions:

Tight End (School)	Receptions	TD Receptions
1. Jalen Wydermeyer (Texas A&M)	28	4
2. Kenny Yeboah (Ole Miss)	25	6
3. Kyle Pitts (Florida)	24	8
4. Arik Gilbert (LSU)	22	2
5. Ben Bresnahan (Vanderbilt)	21	3

JOHNSON'S 14-CATCH DAY

- Junior wide receiver Cam Johnson finished the Ole Miss game with a career-high 14 receptions, tied for the sixth most in a game in program history:

Student-Athlete	Receptions	Opponent	Date
1. Norman Jordan	20	vs. Air Force	Dec. 31, 1982
2. Keith Edwards	17	vs. Georgia	Oct. 15, 1983
3. Trent Sherfield	16	vs. Austin Peay	Sept. 19, 2015
Earl Bennett	16	at South Carolina	Oct. 22, 2005
5. Bob Goodridge	15	vs. Navy	Nov. 18, 1967
6. Earl Bennett	14	at Tennessee	Nov. 19, 2005
Cam Johnson	14	vs. Ole Miss	Oct. 31, 2020

JOHNSON KEEPS ON CATCHING

- Johnson followed his 14-catch outing against Ole Miss with 10 grabs at Mississippi State. He became the first Commodore with consecutive double-digit reception performances since Kalija Lipscomb against Nevada (11 on Sept. 8, 2018) and Notre Dame (10 on Sept. 15, 2018).
- Johnson set a career high with 114 receiving yards at Mississippi State, becoming the first Commodore to reach the 100-yard mark since Chris Pierce Jr.'s 133 on Sept. 7, 2019 against Purdue.
- Johnson, a human and organizational development major, enters the Florida game ranked seventh among active SEC players in receptions per game with 6.2.

OFFENSIVE LINE PROTECTION

- Vanderbilt's offensive line enters the Florida clash having surrendered 1.83 sacks/game, the fifth fewest in the conference:

School	Sacks Allowed/Game
1. Texas A&M	0.33
2. Florida	1.00
3. Alabama	1.67
Georgia	1.67
5. Vanderbilt	1.83

- Vanderbilt's starting five for the season opener had combined for just 20 career starts for the Commodores along the offensive line.

NEEDING TO PROTECT THE FOOTBALL

- The Commodores had their first turnover-free game of the fall at Kentucky. Vandy is ranked 13th in the SEC in turnovers lost with 14. It owns a minus-8 turnover margin, which stands 14th in the league.
- During the 2019 season, Vanderbilt lost just 13 turnovers during the 12-game campaign. The Commodores posted a minus-2 turnover margin a season ago.

300, 100 AND 100

- At Mississippi State, and for the second time under head coach Derek Mason, Vandy had a quarterback with 300 or more passing yards (Ken Seals; 336), a back with 100 or more rushing yards (Keyon Henry-Brooks; 115) and a Commodore with 100 or more receiving yards (Cam Johnson; 114).
- The only other time Vandy accomplished the feat under Mason was Nov. 26, 2016, versus Tennessee [416, Kyle Shurmur (pass); 184, Trent Sherfield (receiving); 114, Ralph Webb (rush)].
- The Mississippi State tilt was also the fifth under Mason with a 100-yard rusher and 100-yard receiver, and first against an SEC foe since the 2016 clash against Tennessee.

MOST OFFENSIVE YARDS IN AN SEC GAME SINCE 2017

- The Commodores posted 478 yards of total offense at Mississippi State, their most in a Southeastern Conference game since 529 at Tennessee in the 2017 finale.
- Vanderbilt has three consecutive 400-yard total offense performances against SEC foes for the first time since taking on Missouri (441), Ole Miss (481) and Tennessee (608) in 2016.

TD PASSES IN SIX STRAIGHT GAMES

- The Commodores own at least one passing touchdown in all six games this season. It is the first time since the final seven contests of 2018 that Vandy has had an aerial score in at least five consecutive contests.
- Vanderbilt threw three passing touchdowns against Kentucky after the Wildcats had not allowed an aerial score since Oct. 3. Mississippi State, Tennessee, Missouri and Georgia were all held without a passing score.

KEEPING THE CHAINS MOVING

- Vanderbilt finished 11-of-17 on third down at Kentucky, tied for the most conversions under head coach Derek Mason and just the eighth time since 1996 that the Commodores converted 10 or more third downs, and the first time since Nov. 25, 2017, against Tennessee (11 conversions).

GUIDING THE OFFENSE IN 2020

- The Vanderbilt offense is under new oversight in 2020 with offensive coordinator Todd Fitch taking over the reins. Fitch, a 35-year college football veteran, came to West End after a successful stint with head coach Skip Holtz at Louisiana Tech, where he helped the Bulldogs to four consecutive postseason victories.
- Vandy welcomed two more new offensive assistant coaches in 2020 with Tony Ball (wide receivers) and Pete Rossomando (offensive line).
- Fitch (1986) and Vanderbilt baseball head coach Tim Corbin (1984) are graduates of Ohio Wesleyan.

Defense**MOORE AMONG ACTIVE LEADERS IN TACKLES PER GAME**

- Senior linebacker Dimitri Moore, who has made eight or more tackles twice this season, ranks 17th among active FBS players in career tackles/game with 6.84.
- Among active SEC student-athletes, Moore stands third in career tackles/game:

Student-Athlete (School)	Tackles/Game
1. Ernest Jones (South Carolina)	7.96
2. Bumper Pool (Arkansas)	6.93
3. Dimitri Moore (Vanderbilt)	6.84

HARRIS TURNS IN CAREER GAME AT MISSISSIPPI STATE

- Junior safety Brendon Harris turned his best collegiate performance at Mississippi State with a personal-best 10 tackles and his first two career pass breakups.
- Harris' previous tackle high was nine against UNLV on Oct. 12, 2019.

ODEYINGBO NEARS VANDERBILT CAREER TOP EIGHT IN TACKLES FOR LOSS

- With 1.0 tackle for loss at Mississippi State, senior defensive end Dayo Odeyingbo upped his career total to 28.0 tackles for loss, just shy of the Vanderbilt top eight:

Student-Athlete	Tackles for Loss	Seasons
1. Jamie Winborn	45.0	1998-2000
2. Matt Stewart	41.5	1997-2000
3. Zach Cunningham	39.5	2014-16
4. Alan Young	34.0	1991-93
5. Moses Osemwegie	30.5	2002-05
6. Chris Marve	30.0	2008-11
Joe Staley	30.0	1979-82
8. Jamie Duncan	28.5	1994-97
James Manley	28.5	1992-95
-- Dayo Odeyingbo	28.0	2017-20

- Odeyingbo leads the Commodores with 5.0 tackles for loss, tied for 13th in the SEC, and 3.5 sacks, tied for the fifth-highest league total.

DEFENSE SHOWS RUSHING YARDAGE IMPROVEMENT

- Through six Southeastern Conference games, the Commodore defense has shown improvement from the last three seasons in rushing yards allowed:

Season	Rushing Yards/Game
2020	185.2
2019	237.8
2018	254.0
2017	305.5
2016	167.3

- The Commodores are fourth in the league in fewest rushing yards allowed in the opening half with 417. Vanderbilt has not surrendered a rush of longer than 32 yards in the first half and has allowed just four dashes of longer than 20 yards in the opening 30 minutes.
- The second half has been a different story as Vandy has yielded 694 yards and nine runs of 20 or more yards.

TWO HALVES OF PASS DEFENSE

- Vanderbilt's pass defense has given up the second-fewest yards in the league after halftime with 563. The longest pass the Commodores have allowed in a second half is a 37-yard strike, the second-shortest in the league.
- During the first half, however, the unit has yielded 984 yards to stand 12th in the SEC. Opposing quarterbacks have a 172.35 rating during the first half.

BULLDOGS HELD TO MINUS-22 RUSHING YARDS

- Backed by 3.0 sacks, Vanderbilt held Mississippi State to a program-record minus-22 rushing yards. The Commodores did not allow a rush of more than four yards during the contest.
- The contest was the 11th in Southeastern Conference history in which one league foe held another to minus-22 total rushing yards or fewer.
- It marked the first SEC contest in which a program had minus-22 total rushing yards or fewer since the Bulldogs were held to minus-64 yards against Ole Miss in 2008.
- The minus-22 rushing yards allowed is tied for the 20th-best mark in a single game in SEC history. In Vanderbilt history, the previous best was minus-15 yards:

Opponent	Rushing Yards Allowed	Date
1. Mississippi State	-22	Nov. 7, 2020
2. Louisville	-15	Nov. 15, 1941
3. Western Kentucky	-6	Nov. 4, 2017

DEFENSE REBOUNDS AGAINST MISSISSIPPI STATE

- After allowing a season-high 641 total yards of offense to Ole Miss, the Commodore defense rallied versus Mississippi State and held the Bulldogs to 204, the second fewest surrendered to an SEC team under head coach Derek Mason and the least since 188 to Missouri on Oct. 24, 2015.

CREATING TURNOVERS

- The Commodores are 13th in the SEC in total turnovers gained with six (1.0 turnovers gained/game), coming from five fumbles and one interception.
- The 1.0 turnovers gained per game are the most for Vanderbilt since 2018:

Season	Turnovers Gained/Game
2020	1.0
2019	0.9
2018	1.7
2017	0.8
2016	1.5
2015	1.4
2014	1.1

JUMPING ON THE LOOSE BALL

- Vanderbilt recovered three fumbles at Texas A&M, a first for the Commodores since falling on three at No. 10 Florida on Nov. 7, 2015, and second time under Mason.
- The Commodores enter the Florida game tied for 25th nationally in fumbles recovered with five.

PRESSURE ON THE PASSER

- The Commodores were credited with seven quarterback pressures against South Carolina, tied with seven against Middle Tennessee on Sept. 10, 2016, for their most under Mason.
- Through six Southeastern Conference games, Vanderbilt had been credited with 15 quarterback pressures. Last season in eight SEC games, the Commodores collected 15 quarterback pressures.
- Vanderbilt is averaging 2.5 quarterback pressures per game, tied for its highest rate under Mason:

Season	Quarterback Pressures/Game
2020	2.5
2019	1.8
2018	2.2
2017	2.5
2016	1.8
2015	1.6
2014	1.4

GETTING BEHIND THE LINE

- Vanderbilt booked a season-high 8.0 tackles for loss against South Carolina. The 8.0 stops behind the line of scrimmage were the most for the Commodores against a Power 5 foe since 8.0 against Missouri on Oct. 19, 2019.
- Vandy's tackles for loss numbers have been on the rise in the last four weeks compared with the first two contests:

Games	Tackles for Loss/Game	Total Yards Lost
First 2	2.0	12
Last 4	4.8	69

LOCKING DOWN ON THIRD DOWN

- Opponents have converted just 27-of-66 third downs against Vanderbilt this season. The Commodores rank sixth in the conference in third-down conversion percentage allowed (40.9%) and second in the league in fewest total conversions, trailing only Missouri's 21.

LEADING TACKLERS ARE BACK

- Vanderbilt brought back its top tackler in linebacker Dimitri Moore (99) as well as the team leader in tackles for loss in defensive end Dayo Odeyingbo (12.0) and sacks in linebacker Andre Mintze (4.5).

DEFENSE UNDER NEW LEADERSHIP IN 2020

- The Vanderbilt defense features a new coordinator for 2020 with Ted Roof coming to West End. Roof, a championship-winning defensive coordinator and former Power Five head coach, marks his 33rd year in college football.
- Vandy welcomes two more new defensive assistant coaches in 2020 with Aaron Henry (cornerbacks) and Kenechi Udezue (linebackers).

Special Teams

KICKOFF RETURN FINDING SUCCESS

- The Commodores are averaging 22.6 yards/kickoff return, the fifth-best mark in the SEC.
- Vandy has not been in the top four in the league in kickoff returns since finishing 2017 fourth with an average of 22.0 yards/return. The 22.6 yards/kickoff return are on pace for the Commodores' highest average since 2016:

Season	Kickoff Return Average
2020	22.6
2019	18.4
2018	19.6
2017	22.0
2016	23.6

PUNT RETURNS UNIT RANKED FIFTH IN THE SEC

- Vanderbilt is ranked sixth in the SEC in punt return average at 9.2 yards/runback.
- A year ago, the Commodores finished 10th in the SEC with a 9.3 yards/punt return average.

SMITH THIRD AMONG ACTIVE PLAYERS IN PUNTS PER GAME

- Junior Harrison Smith ranks third among active players in punts/game:

Student-Athlete (School)	Punts/Game
1. Adam Korsak (Rutgers)	6.21
2. Matt Ference (Northern Illinois)	6.00
3. Harrison Smith (Vanderbilt)	5.94
4. Derek Adams (Northwestern)	5.89
5. Blake Hayes (Illinois)	5.73

NEW KICKERS ALL AROUND

- Vanderbilt deploys a variety of kickers depending on the situation in 2020.
- Junior Pierson Cooke has served as the primary field goal kicker and kickoff specialist. He had not attempted a placement kick in college before the Texas A&M tilt.
- Last fall, Cooke kicked off 29 times for 1,816 yards and 20 touchbacks. This year he has handled all 19 of the Commodores' kickoffs, averaging 60.9 yards per boot with nine touchbacks.
- Cooke owns all six of Vandy's field goal tries in 2020, going 2-for-6, converting his first attempt from 33 yards, missing on next four tries and drilling a 41-yarder in the final minute at Mississippi State.
- Cooke is 7-for-7 on PATs.
- For parts of the last three games, junior Wes Farley has served as the PAT specialist, drilling all six attempts.
- Farley did not play prep football, but was a three-year starter for the soccer squad at New Canaan (Conn.) High School.

WHEATLEY BOOKS FIRST CAREER PUNTS

- Sophomore Jared Wheatley filled in for Smith against Ole Miss and recorded his first career punts. Wheatley, who did not see action in 2019, booted five balls for an average of 33.2 yards/punt and a long of 55 yards.
- Wheatley tallied four boots downed inside the Rebel 20-yard line, one less than Smith had in the first three games this season.
- Wheatley was named the 2018 South Charlotte Punter of the Year while attending Porter Ridge (N.C.) High School.
- Smith led the SEC in total punting yardage (3,313) in 2019 and stood sixth nationally.

#NFLDores

14 ON NFL ROSTERS

- Vanderbilt has 14 former Commodores on NFL rosters:
 - Khari Blasingame, FB, Tennessee Titans
 - Oren Burks, LB, Green Bay Packers
 - Adam Butler, DT, New England Patriots
 - Zach Cunningham, LB, Houston Texans
 - Casey Hayward Jr., CB, Los Angeles Chargers
 - Tre Herndon, CB, Jacksonville Jaguars
 - Will Holden, OG, Baltimore Ravens (Practice Squad)
 - Jared Pinkney, TE, Atlanta Falcons (Practice Squad)
 - Spencer Pulley, C, New York Giants
 - Trent Sherfield, WR, Arizona Cardinals
 - Justin Skule, OT, San Francisco 49ers
 - Ke'Shawn Vaughn, RB, Tampa Bay Buccaneers
 - Stephen Weatherly, DE, Carolina Panthers
 - Joejuan Williams, CB, New England Patriots

DUO HELPS FORM BLACK STUDENT-ATHLETE GROUP

- Senior defensive lineman Cam Robinson and junior linebacker Elijah McAllister teamed up with track's Taiya Shelby and soccer's Olivia Simmons to take action, focusing on improving the Black student-athlete experience at Vanderbilt, among other issues.
- One of their first acts was to help organize a voter registration drive on Tuesday, Sept. 22 at Vanderbilt Stadium. The event was one of several campus efforts planned to encourage voter engagement.
- Also among the students' goals are to create a safe and comfortable space for Black student-athletes, provide a formal support system to offer the necessary actions and conversations to improve the social experience of Black student-athletes at Vanderbilt, work to address racial issues in sports and offer guidance toward professional development and personal growth.

SEC COUNCIL MEMBERS

- Head coach Derek Mason, along with Vanderbilt baseball head coach Tim Corbin and athletic director Candice Lee, currently serve on the SEC Council on Racial Equity and Social Justice, a league-wide body consisting of a diverse group of student-athletes, administrators, coaches and SEC staff.

ACADEMIC ACHIEVEMENT

- Off the field, the Vanderbilt football team topped the SEC with a Graduation Success Rate (GSR) of 95 for the 2018-19 academic year. Vanderbilt was one of seven schools to earn Division I Academic Progress Rate (APR) Public Recognition Award for four straight years (2016-19): Air Force, Duke, Michigan, Northwestern, Stanford and Wisconsin were the others.

MINTZE OFF-THE-FIELD ACCOLADES CONTINUE TO GROW

- Fifth-year senior linebacker Andre Mintze has enjoyed a growing list of off-the-field accolades this fall. He is one of 30 candidates for the Senior CLASS Award, which focuses on the total student-athlete and encourages students to use their platform in athletics to make a positive impact as leaders in their communities.
- Mintze is also a candidate for the Wuerffel Trophy, which is presented annually to the college football player who best combines exemplary community service with leadership achievement on and off the field.
- Finally, Mintze is a candidate for the Jason Witten Collegiate Man of the Year, presented to the college football player who demonstrates a record of leadership through exceptional courage, integrity and sportsmanship both on and off the field.

HORTON ELECTED TO ARKANSAS HALL OF FAME

- Running back coach Tim Horton, a four-year letter winner at Arkansas, is a member of the 2021 Arkansas Sports Hall of Fame Class. Horton started as a split end and punt returner from 1987-89. Serving a team captain in his senior season, Horton earned second-team All-SWC honors after hauling in 23 catches for 453 yards and serving as the team's top punt returner. During his career as a Razorback, Arkansas compiled a 38-11 record, won consecutive SWC titles (1988-89) and appeared in four straight bowl games.

ROSSOMANDO A NORTHEAST-10 CONFERENCE OUTSTANDING INDIVIDUAL

- During the 2020-21 academic year the Northeast-10 is celebrating its 40th anniversary by honoring 40 outstanding individuals and 40 iconic moments from throughout the conference's history. Offensive line coach Pete Rossomando was tabbed as one of the league's outstanding individuals.
- As the head coach of the University of New Haven (2008-12), Rossomando led the program to a 42-13 record and two NCAA Division II playoff appearances. He was named Liberty Mutual NCAA Division II National Coach of the Year following the 2012 season.

VANDERBILT UNIVERSITY • VANDERBILT ATHLETICS

- Vanderbilt is ranked 14th among national universities by U.S. News & World Report. It ranks ninth in best value schools and 12th in best undergraduate teachings by the magazine.
- According to the 2021 Princeton Review, Vanderbilt ranks second for best quality of life, happiest students and most beautiful campuses in the nation.
- The university was founded in 1873 with a \$1 million gift from "Commodore" Cornelius Vanderbilt. Kirkland Hall, which continues as the main administration building on campus, is the only original structure that remains today.
- In September, the university launched Destination Vanderbilt, a \$100 million university excellence initiative to recruit new faculty. Over the next two to four years, the university will leverage the investment to recruit approximately 60 faculty who are leaders and rising stars in their fields.
- An internationally renowned political scientist and management scholar, Daniel Diermeier is the ninth chancellor of Vanderbilt University. He began his term as chancellor on July 1, 2020.
- The largest college on campus is Arts & Science with 4,046 undergraduates. The Divinity School is the smallest college with 176 students.
- The 340-acre Vanderbilt campus, situated in an urban setting just two miles from business and governmental core of Nashville, is designated as an arboretum, and features approximately 300 species of trees and shrubs.
- Vanderbilt teams have captured five NCAA championships, all since 2007. The Commodore baseball team won the most recent national trophy, claiming the 2019 College World Series in June. It was the second NCAA title for head coach Tim Corbin and the Vanderbilt baseball team. Other NCAA titles have been earned by women's bowling (2007, 2018) and women's tennis (2015).
- In 2019-20, Vanderbilt had the smallest undergraduate enrollment (6,886) and total enrollment (13,131) in the Southeastern Conference.
- Vanderbilt is a charter member of the Southeastern Conference.
- Vanderbilt Athletics is the only Power 5 Conference member, and one of two FBS programs, with an African American in the key roles of athletics director (Candice Storey Lee), football head coach (Derek Mason) and men's basketball head coach (Jerry Stackhouse).
- Vanderbilt athletics director Candice Storey Lee is one of five female athletic directors at Power 5 schools, joining University of Washington's Jennifer Cohen, Penn State's Sandy Barbour, Pittsburgh's Heather Lyke and Virginia's Carla Williams.
- Notable Vanderbilt alumni include PGA Tour FedEx Cup winner Brandt Snedeker, LPGA golfer and 2019 Solheim Cup USA team member Marina Alex, NBA champions Will Perdue, Festus Ezeli and Damian Jones, numerous Major League Baseball standouts such as David Price, Sonny Gray, Dansby Swanson and Walker Buehler, and more than 12 players active in the NFL such as cornerbacks Casey Hayward and Joejuan Williams, linebackers Zach Cunningham and Oren Burks, lineman Stephen Weatherly and receiver Trent Sherfield.
- Off the field, other prominent alumni include NBC Sunday Morning Show host and MSNBC's Morning Joe co-host Willie Geist, country music star Dierks Bentley, best-selling author James Patterson and ESPN baseball expert Buster Olney.

Depth Chart (as of Nov. 16)

Offense										Defense									
WR	19	Pierce Jr., Chris	6-4	231	Sr.	Sociology	DE	10	Odeyingbo, Dayo	6-6	276	Sr.	Medicine, Health and Society						
	11	Alexander, Tyrell	6-1	184	5th	Learning, Diversity and Urban Studies		94	Reitmaier, Rutger	6-3	266	Jr.	Sociology						
WR	7	Johnson, Cam	6-0	198	Jr.	Human and Organizational Development	- or-	96	Clifton, Nate	6-5	267	So.	Undeclared						
	88	Harrison, Jayden	5-10	191	So.	Undeclared	DT	90	Tidd, Cameron	6-3	295	5th	Marketing						
	18	Kyle, Logan	6-3	207	Fr.	Undeclared		9	Davis, Daevion	6-2	285	So.	Medicine, Health and Society						
TE	86	Bresnahan, Ben	6-4	244	Jr.	Medicine, Health and Society	99	Langham, Malik	6-5	290	Jr.	Medicine, Health and Society							
	84	Ball, Justin	6-6	245	So.	Undeclared		DT	95	Wilkins Jr., Raashaan	6-3	307	Jr.	Economics					
	10	Schoenwald, Gavin	6-4	237	Jr.	Human and Organizational Development	92		Green, Derek	6-5	320	So.	Undeclared						
LT	54	Steen, Tyler	6-5	317	Jr.	Human and Organizational Development	OLB	48	Mintze, Andre	6-3	249	5th	Medicine, Health and Society						
	69	Bapst, Brayden	6-6	300	So.	Human and Organizational Development		44	James, Christian	6-4	250	So.	Undeclared						
	75	Cox, Ben	6-5	292	Fr.	Undeclared		97	Surgers, Lorenza	6-5	258	Jr.	Communication Studies						
LG	77	Mignone, Connor	6-4	302	5th	Data Science	ILB	26	Orji, Anfernee	6-2	224	So.	Computer Engineering						
	72	Dawkins, Dan	6-3	308	Jr.	Sociology		12	DeVault-Smith, Brayden	6-3	227	Sr.	Sociology						
	68	Brooks Jr., Jason	6-4	275	Fr.	Undeclared	ILB	7	Moore, Dimitri	6-3	234	Sr.	Cinema and Media Arts						
C	63	Miller, Grant	6-4	295	Sr.	Human and Organizational Development		-or-	24	Orji, Alston	6-2	245	Jr.	American Studies					
	65	Warden, Michael	6-2	289	Jr.	Economics		50	Barr, Ethan	6-3	236	Fr.	Undeclared						
	-or- 62	Hernandez, Julian	6-4	312	So.	Undeclared	OLB	88	Owusu, Michael	6-5	240	Sr.	Medicine, Health and Society						
RG	57	Birchmeier, Drew	6-4	300	5th	Marketing		21	Hebert, Kenny	6-4	237	Sr.	Sociology						
	77	Mignone, Connor	6-4	302	5th	Data Science	CB	28	George, Allan	6-1	187	Sr.	Medicine, Health and Society						
RT	70	Ashmore, Bradley	6-6	294	Fr.	Undeclared		15	Hamilton, Elijah	6-2	205	5th	Medicine, Health and Society						
	69	Bapst, Brayden	6-6	300	So.	Human and Organizational Development	S	33	Jerkins, Dashaun	6-0	190	Jr.	Medicine, Health and Society						
QB	8	Seals, Ken	6-3	218	Fr.	Computer Science		13	Harris, Brendon	6-1	212	Jr.	Medicine, Health and Society						
	5	Wright, Mike	6-3	187	Fr.	Undeclared		-or-	42	Coleman, Camden	6-1	207	Jr.	Psychology					
	6	Moussa, Jeremy	6-3	219	Jr.	Medicine, Health and Society	S	14	Worship, Max	6-1	206	Jr.	Human and Organizational Development						
RB	21	Henry-Brooks, Keyon	6-1	200	So.	Undeclared		30	Wright, De'Rickey	6-4	207	Fr.	Undeclared						
	3	Marlow, Ja'Veon	5-11	195	Jr.	Psychology	CB	6	Jeudy-Lally, Gabe	6-1	180	So.	Human and Organizational Development • Sociology						
	9	Griffin, Rocko	5-9	205	Fr.	Undeclared		23	Mahoney, Jaylen	5-11	185	So.	Human and Organizational Development						
	25	Pryor, Mitchell	6-1	220	Jr.	Economics													
WR	2	Abdur-Rahman, Amir	6-4	217	Jr.	Medicine, Health and Society													
	4	Bostic III, James	6-3	217	Sr.	Medicine, Health and Society													
	81	Sheppard, Will	6-3	190	Fr.	Undeclared													
										Special Teams									
K	37	Cooke, Pierson	6-0	194	Jr.	Political Science	KO	37	Cooke, Pierson	6-0	194	Jr.	Political Science						
	47	Farley, Wes	6-1	185	Jr.	Human and Organizational Development		P	95	Smith, Harrison	5-10	188	Jr.	Biological Sciences • Classical and Mediterranean Studies					
KO	37	Cooke, Pierson	6-0	194	Jr.	Political Science	36		Wheatley, Jared	6-1	190	So.	Undeclared						
	HLD	95	Smith, Harrison	5-10	188	Jr.	Biological Sciences • Classical and Mediterranean Studies	LS	59	Meyer, Scott	6-1	224	5th	Leadership and Organizational Performance					
7		Johnson, Cam	6-0	198	Jr.	Human and Organizational Development	49		Drevno, Zach	6-0	218	Jr.	Human and Organizational Development						
KOR	7	Johnson, Cam	6-0	198	Jr.	Human and Organizational Development	PR	7	Johnson, Cam	6-0	198	Jr.	Human and Organizational Development						
	15	Hamilton, Elijah	6-2	205	5th	Medicine, Health and Society		28	George, Allan	6-1	187	Sr.	Medicine, Health and Society						

Alphabetical Roster

No.	Name	Pos.	Ht.	Wt.	Cl.	Hometown	High School
2	Amir Abdur-Rahman	WR	6-4	217	Jr.	Atlanta, Ga.	Mays
17	Feleti Afemui	LB	6-3	244	Sr.	Kihei, Hawaii	Maui
11	Tyrell Alexander	WR	6-1	184	5th	Lancaster, Texas	Lancaster
16	BJ Anderson	CB	6-1	190	Jr.	Andalusia, Ala.	Andalusia
70	Bradley Ashmore	OL	6-6	294	Fr.	Neptune Beach, Fla.	Fletcher Senior
78	Bryce Bailey	OL	6-5	306	Sr.	Newburgh, Ind.	Castle
84	Justin Ball	TE	6-6	232	So.	Glenn Dale, Md.	Gonzaga Prep
69	Brayden Bapst	OL	6-6	300	So.	Washington, D.C.	St. John's College
50	Ethan Barr	LB	6-3	236	Fr.	Flower Mound, Texas	Marcus
29	Jack Barton	S/LB	6-0	201	Fr.	Dallas, Texas	Jesuit
57	Drew Birchmeier	OL	6-4	300	5th	Midlothian, Va.	Cosby
51	Luke Blanton	LB	6-2	237	Jr.	Dallas, Texas	Highland Park
14	Devin Boddie Jr.	WR	5-11	168	So.	Memphis, Tenn.	Whitehaven
4	James Bostic III	WR	6-3	217	Sr.	Fort Lauderdale, Fla.	Cardinal Gibbons
12	Jack Bowen	QB	6-0	187	Jr.	Grand Rapids, Mich.	Catholic Central
86	Ben Bresnahan	TE	6-4	244	Jr.	Cumming, Ga.	West Forsyth
68	Jason Brooks, Jr.	OL	6-4	275	Fr.	Houston, Texas	Dobie
52	Alex Brown	LB	6-2	243	Jr.	San Antonio, Texas	Claudia Taylor Johnson
43	Tré Brown	LB	5-10	200	So.	Loganville, Ga.	Grayson
61	Jonah Buchanan	OL	6-4	291	Sr.	Honolulu, Hawaii	Iolani
14	Danny Clark	QB	6-4	232	Jr.	Akron, Ohio	Archbishop Hoban
75	Cole Clemens	OL	6-6	344	Sr.	South Jordan, Utah	Bingham
96	Nate Clifton	DL	6-5	267	So.	La Vergne, Tenn.	Brentwood Academy
42	Camden Coleman	DB	6-1	207	Jr.	Champaign, Ill.	University Laboratory
37	Pierson Cooke	K/P	6-0	194	Jr.	Bloomfield Hills, Mich.	Cranbrook-Kingswood
75	Ben Cox	OL	6-5	292	Fr.	Radford, Va.	Radford
9	Daevion Davis	DL	6-2	285	So.	Madison, Ala.	James Clemens
72	Dan Dawkins	OL	6-3	308	Jr.	Staten Island, N.Y.	The Peddie School
85	Joel DeCoursey	TE	6-4	245	So.	Zionsville, Ind.	Zionsville Community
12	Brayden DeVault-Smith	LB	6-3	227	Sr.	Nashville, Tenn.	Pearl-Cohn
49	Zach Drevno	LS	6-0	218	Jr.	Saline, Mich.	Saline
53	Tommy Eckels	LB	6-2	229	Fr.	Kansas City, Mo.	Rockhurst
47	Wes Farley	K	6-1	185	Jr.	New Canaan, Conn.	New Canaan
71	Donald Fitzgerald	OL	6-8	305	So.	Nashville, Tenn.	Hillsboro
28	Allan George	CB	6-1	187	Sr.	Andalusia, Ala.	Andalusia
92	Derek Green	DL	6-5	320	So.	Richlands, N.C.	Southwest
9	Rocko Griffin	RB	5-9	205	Fr.	Rincon, Ga.	South Effingham
15	Elijah Hamilton	CB	6-2	205	5th	Roswell, Ga.	Blessed Trinity Catholic
13	Brendon Harris	S	6-1	212	Jr.	Chattanooga, Tenn.	Baylor School
11	Justin Harris	S	6-1	194	So.	Attalla, Ala.	Etowah
88	Jayden Harrison	WR	5-10	191	So.	Nashville, Tenn.	Pearl-Cohn
4	Randall Haynie	CB	6-0	185	Sr.	Fort Lauderdale, Fla.	Cardinal Gibbons
21	Kenny Hebert	LB	6-4	232	Sr.	New Orleans, La.	Holy Cross
21	Keyon Henry-Brooks	RB	6-1	200	So.	Powder Springs, Ga.	Kennesaw Mountain
16	Mac Hereford	WR	6-1	216	5th	Birmingham, Ala.	Woodberry Forest
62	Julian Hernandez	OL	6-4	312	So.	Davie, Fla.	St. Thomas Aquinas
44	Christian James	DL	6-4	250	So.	Memphis, Tenn.	Christian Brothers
33	Dashaun Jenkins	S	6-0	190	Jr.	Woodbridge, Va.	Woodbridge
6	Gabe Jeudy-Lally	CB	6-1	180	So.	Charlotte, N.C.	Ardrey Kell
7	Cam Johnson	WR	6-0	198	Jr.	Brentwood, Tenn.	Brentwood Academy
1	Donovan Kaufman	DB	5-10	197	Fr.	New Orleans, La.	Archbishop Rummel
18	Logan Kyle	WR	6-3	207	Fr.	Cypress, Texas	Tomball Memorial
89	Diego LaMonica	TE	6-4	230	Fr.	Miami, Fla.	Gulliver Prep
45	Griffin Lampton	LB	6-3	226	Fr.	Wellington, Fla.	St. Thomas Aquinas
99	Malik Langham	DL	6-5	290	Jr.	Huntsville, Ala.	Lee
22	Chase Lloyd	DB	6-2	207	Fr.	Atlanta, Ga.	Westlake
23	Jaylen Mahoney	CB	5-11	185	So.	Rock Hill, S.C.	South Pointe
3	Ja'Veon Marlow	RB	5-11	195	Jr.	Winter Haven, Fla.	Winter Haven
41	Elijah McAllister	LB	6-6	245	Jr.	Rumson, N.J.	Rumson Fair Haven
27	Ryan McCord	CB	6-1	180	Fr.	Dallas, Texas	Saint Mark's
59	Scott Meyer	LS	6-1	224	5th	Alpharetta, Ga.	Blessed Trinity Catholic
77	Connor Mignone	OL	6-4	302	5th	Redding, Conn.	Joel Barlow
63	Grant Miller	OL	6-4	297	Sr.	Fort Lauderdale, Fla.	St. Thomas Aquinas
38	Oren Milstein	K	5-7	165	5th	Boca Raton, Fla.	American Heritage
48	Andre Mintze	LB	6-3	246	5th	Philadelphia, Pa.	Imhotep Institute
7	Dimitri Moore	LB	6-3	234	Sr.	Cedar Hill, Texas	Cedar Hill
6	Jeremy Moussa	QB	6-3	219	Jr.	Chino Hills, Calif.	Eleanor Roosevelt
10	Dayo Odeyingbo	DL	6-6	276	Sr.	Irving, Texas	Carrollton Ranchview

No.	Name	Pos.	Ht.	Wt.	Cl.	Hometown	High School
24	Alston Orji	LB	6-2	245	Jr.	Rockwall, Texas	Rockwall
26	Anfernee Orji	LB	6-2	224	So.	Rockwall, Texas	Rockwall
88	Michael Owusu	LB	6-5	240	Sr.	Oxnard, Calif.	Oaks Christian
19	Chris Pierce Jr.	WR	6-4	231	Sr.	Smithfield, Va.	Smithfield
25	Mitchell Pryor	RB	6-1	220	Jr.	Darien, Conn.	Darien
94	Rutger Reitmaier	DL	6-3	266	Jr.	Nashville, Tenn.	Lipscomb Academy
39	Javan Rice	K	6-2	201	Jr.	Miami, Fla.	Belen Jesuit Prep
66	Cameron Robinson	DL	6-0	302	Sr.	Mobile, Ala.	Murphy
58	Wesley Schelling	LS	6-5	245	Fr.	Nashville, Tenn.	Pearl-Cohn
10	Gavin Schoenwald	TE	6-4	237	Jr.	Brentwood, Tenn.	Brentwood Academy
8	Ken Seals	QB	6-3	218	Fr.	Azle, Texas	Weatherford
81	Will Sheppard	WR	6-3	190	Fr.	Mandeville, La.	Mandeville
95	Harrison Smith	P	5-10	188	Jr.	Franklin, Tenn.	Brentwood Academy
64	Stephen Spanellis	OL	6-5	300	5th	Baltimore, Md.	Gilman School
46	Michael Spencer	LB	6-4	249	Fr.	Union, Ky.	The Taft School
17	Keithian Starling Jr.	WR	6-0	185	Sr.	Nashville, Tenn.	Nashville Christian
54	Tyler Steen	OL	6-5	317	Jr.	Miami, Fla.	St. Thomas Aquinas
73	Jonathan Stewart	OL	6-7	324	Sr.	Lawrenceville, Ga.	Mountain View
97	Lorenza Surgers	DL	6-5	258	Jr.	Cary, N.C.	Panther Creek
93	Tolu Thomas-Ailara	DL	6-3	252	Jr.	Chicago Heights, Ill.	Marian Catholic
90	Cameron Tidd	DL	6-3	295	5th	Greenwood, Ind.	Center Grove
32	Jamauri Wakefield	RB	6-1	223	5th	Jacksonville, Fla.	Providence
31	AJ Walsh	LB	6-5	232	Fr.	Mattawan, Mich.	Mattawan
65	Michael Warden	OL	6-2	289	Jr.	Loveland, Ohio	Summit Country Day
67	Trent Weaver	OL	6-3	290	Fr.	St. Louis, Mo.	St. Louis University School
52	Kevo Wesley	OL	6-4	296	Fr.	Chicago, Ill.	Curie
36	Jared Wheatley	P	6-1	190	So.	Indian Trail, N.C.	Porter Ridge
35	Kyle White	TE	6-0	215	Jr.	Scottsdale, Ariz.	Notre Dame Prep
95	Raashaan Wilkins Jr.	DL	6-3	307	Jr.	Chicago, Ill.	Mt. Carmel
8	Alex Williams	DL	6-6	260	So.	Akron, Ohio	Pickerington North
13	Jackson Winrow	WR	6-1	213	5th	Shawnee, Okla.	Shawnee
14	Maxwell Worship	S	6-1	206	Jr.	Fort Lauderdale, Fla.	Cardinal Gibbons
30	De'Rickey Wright	ATH	6-4	207	Fr.	Gadsden, Ala.	Gadsden City
5	Mike Wright	QB	6-3	187	Fr.	Fayetteville, Ga.	Woodward Academy

Pronunciation Guide

2	Abdur-Rahman, Amir	ah-MEER ub-DUR ruh-MAN
17	Afumei, Feleti	fah-LAH-tee ah-FUH-moo-ee
14	Boddie, Devin	body
9	Davis, Daevion	day-VEE-on
49	Drevno, Zach	DREV-no
21	Henry-Brooks, Keyon	key-on
6	Jeudy-Lally, Gabe	judy-lol-lee
99	Langham, Malik	MUH-leak
3	Marlow, Ja'Veon	jay-VEE-on
77	Mignone, Connor	min-YAWN
48	Mintze, Andre	mence
10	Odeyingbo, Dayo	DYE-oh oh-DANG-bow
24	Orji, Alston	OR-jee
26	Orji, Anfernee	OR-jee
88	Owusu, Michael	oh-WOO-sue
94	Reitmaier, Rutger	RIGHT-meyer
58	Schelling, Wesley	SHELL-ing
32	Wakefield, Jamauri	jah-MAR-ee

Numerical Roster

No.	Name	Pos.	Ht.	Wt.	Cl.	Hometown	High School	No.	Name	Pos.	Ht.	Wt.	Cl.	Hometown	High School
1	Donovan Kaufman	DB	5-10	197	Fr.	New Orleans, La.	Archbishop Rummel	59	Scott Meyer	LS	6-1	224	5th	Alpharetta, Ga.	Blessed Trinity Catholic
2	Amir Abdur-Rahman	WR	6-4	217	Jr.	Atlanta, Ga.	Mays	61	Jonah Buchanan	OL	6-4	291	Sr.	Honolulu, Hawaii	Iolani
3	Ja'Veon Marlow	RB	5-11	195	Jr.	Winter Haven, Fla.	Winter Haven	62	Julian Hernandez	OL	6-4	312	So.	Davie, Fla.	St. Thomas Aquinas
4	James Bostic III	WR	6-3	217	Sr.	Fort Lauderdale, Fla.	Cardinal Gibbons	63	Grant Miller	OL	6-4	297	Sr.	Fort Lauderdale, Fla.	St. Thomas Aquinas
4	Randall Haynie	CB	6-0	185	Sr.	Fort Lauderdale, Fla.	Cardinal Gibbons	64	Stephen Spanellis	OL	6-5	300	5th	Baltimore, Md.	Gilman School
5	Mike Wright	QB	6-3	187	Fr.	Fayetteville, Ga.	Woodward Academy	65	Michael Warden	OL	6-2	289	Jr.	Loveland, Ohio	Summit Country Day
6	Jeremy Moussa	QB	6-3	219	Jr.	Chino Hills, Calif.	Eleanor Roosevelt	66	Cameron Robinson	DL	6-0	302	Sr.	Mobile, Ala.	Murphy
6	Gabe Jeudy-Lally	CB	6-1	180	So.	Charlotte, N.C.	Ardrey Kell	67	Trent Weaver	OL	6-3	290	Fr.	St. Louis, Mo.	St. Louis University School
7	Dimitri Moore	LB	6-3	234	Sr.	Cedar Hill, Texas	Cedar Hill	68	Jason Brooks, Jr.	OL	6-4	275	Fr.	Houston, Texas	Dobie
7	Cam Johnson	WR	6-0	198	Jr.	Brentwood, Tenn.	Brentwood Academy	69	Brayden Bapst	OL	6-6	300	So.	Washington, D.C.	St. John's College
8	Ken Seals	QB	6-3	218	Fr.	Azle, Texas	Weatherford	70	Bradley Ashmore	OL	6-6	294	Fr.	Neptune Beach, Fla.	Fletcher Senior
8	Alex Williams	DL	6-6	260	So.	Akron, Ohio	Pickerington North	71	Donald Fitzgerald	OL	6-8	305	So.	Nashville, Tenn.	Hillsboro
9	Daevion Davis	DL	6-2	285	So.	Madison, Ala.	James Clemens	72	Dan Dawkins	OL	6-3	308	Jr.	Staten Island, N.Y.	The Peddie School
9	Rocko Griffin	RB	5-9	205	Fr.	Rincon, Ga.	South Effingham	73	Jonathan Stewart	OL	6-7	324	Sr.	Lawrenceville, Ga.	Mountain View
10	Dayo Odeyingbo	DL	6-6	276	Sr.	Irving, Texas	Carrollton Ranchview	74	Cole Clemens	OL	6-6	344	Sr.	South Jordan, Utah	Bingham
10	Gavin Schoenwald	TE	6-4	237	Jr.	Brentwood, Tenn.	Brentwood Academy	75	Ben Cox	OL	6-5	292	Fr.	Radford, Va.	Radford
11	Tyrell Alexander	WR	6-1	184	5th	Lancaster, Texas	Lancaster	77	Connor Mignone	OL	6-4	302	5th	Redding, Conn.	Joel Barlow
11	Justin Harris	S	6-1	194	So.	Attalla, Ala.	Etowah	78	Bryce Bailey	OL	6-5	306	Sr.	Newburgh, Ind.	Castle
12	Brayden DeVault-Smith	LB	6-3	227	Sr.	Nashville, Tenn.	Pearl-Cohn	81	Will Sheppard	WR	6-3	190	Fr.	Mandeville, La.	Mandeville
12	Jack Bowen	QB	6-0	187	Jr.	Grand Rapids, Mich.	Catholic Central	84	Justin Ball	TE	6-6	232	So.	Glenn Dale, Md.	Gonzaga Prep
13	Brendon Harris	S	6-1	212	Jr.	Chattanooga, Tenn.	Baylor School	85	Joel DeCoursey	TE	6-4	245	So.	Zionsville, Ind.	Zionsville Community
13	Jackson Winrow	WR	6-1	213	Jr.	Shawnee, Okla.	Shawnee	86	Ben Bresnahan	TE	6-4	244	Jr.	Cumming, Ga.	West Forsyth
14	Devin Boddie Jr.	WR	5-11	168	So.	Memphis, Tenn.	Whitehaven	88	Jayden Harrison	WR	5-10	191	So.	Nashville, Tenn.	Pearl-Cohn
14	Maxwell Worship	S	6-1	206	Jr.	Fort Lauderdale, Fla.	Cardinal Gibbons	88	Michael Owusu	LB	6-5	240	Sr.	Oxnard, Calif.	Oaks Christian
15	Danny Clark	QB	6-4	232	Jr.	Akron, Ohio	Archbishop Hoban	89	Diego LaMonica	TE	6-4	230	Fr.	Miami, Fla.	Gulliver Prep
15	Elijah Hamilton	CB	6-2	205	5th	Roswell, Ga.	Blessed Trinity Catholic	90	Cameron Tidd	DL	6-3	295	5th	Greenwood, Ind.	Center Grove
16	Mac Hereford	WR	6-1	216	5th	Birmingham, Ala.	Woodberry Forest	92	Derek Green	DL	6-5	320	So.	Richlands, N.C.	Southwest
16	BJ Anderson	CB	6-1	190	Jr.	Andalusia, Ala.	Andalusia	93	Tolu Thomas-Ailara	DL	6-3	252	Jr.	Chicago Heights, Ill.	Marian Catholic
17	Keithian Starling Jr.	WR	6-0	185	Sr.	Nashville, Tenn.	Nashville Christian	94	Rutger Reitmaier	DL	6-3	266	Jr.	Nashville, Tenn.	Lipscomb Academy
17	Feleti Afemui	LB	6-3	244	Sr.	Kihei, Hawaii	Maui	95	Harrison Smith	P	5-10	188	Jr.	Franklin, Tenn.	Brentwood Academy
18	Logan Kyle	WR	6-3	207	Fr.	Cypress, Texas	Tomball Memorial	96	Raashaan Wilkins Jr.	DL	6-3	307	Jr.	Chicago, Ill.	Mt. Carmel
19	Chris Pierce Jr.	WR	6-4	231	Sr.	Smithfield, Va.	Smithfield	95	Nate Clifton	DL	6-5	267	So.	La Vergne, Tenn.	Brentwood Academy
21	Keyon Henry-Brooks	RB	6-1	200	So.	Powder Springs, Ga.	Kennesaw Mountain	97	Lorenza Surgers	DL	6-5	258	Jr.	Cary, N.C.	Panther Creek
21	Kenny Hebert	LB	6-4	232	Sr.	New Orleans, La.	Holy Cross	99	Malik Langham	DL	6-5	290	Jr.	Huntsville, Ala.	Lee
22	Chase Lloyd	DB	6-2	207	Fr.	Atlanta, Ga.	Westlake								
23	Jaylen Mahoney	CB	5-11	185	So.	Rock Hill, S.C.	South Pointe								
24	Alston Orji	LB	6-2	245	Jr.	Rockwall, Texas	Rockwall								
25	Mitchell Pryor	RB	6-1	220	Jr.	Darien, Conn.	Darien								
26	Anfernee Orji	LB	6-2	224	So.	Rockwall, Texas	Rockwall								
27	Ryan McCord	CB	6-1	180	Fr.	Dallas, Texas	Saint Mark's								
28	Allan George	CB	6-1	187	Sr.	Andalusia, Ala.	Andalusia								
29	Jack Barton	S/LB	6-0	201	Fr.	Dallas, Texas	Jesuit								
30	De'Rickey Wright	ATH	6-4	207	Fr.	Gadsden, Ala.	Gadsden City								
31	AJ Walsh	LB	6-5	232	Fr.	Mattawan, Mich.	Mattawan								
32	Jamauri Wakefield	RB	6-1	223	5th	Jacksonville, Fla.	Providence								
33	Dashaun Jerkins	S	6-0	190	Jr.	Woodbridge, Va.	Woodbridge								
35	Kyle White	TE	6-0	215	Jr.	Scottsdale, Ariz.	Notre Dame Prep								
36	Jared Wheatley	P	6-1	190	So.	Indian Trail, N.C.	Porter Ridge								
37	Pierson Cooke	K/P	6-0	194	Jr.	Bloomfield Hills, Mich.	Cranbrook-Kingswood								
38	Oren Milstein	K	5-7	165	5th	Boca Raton, Fla.	American Heritage								
39	Javan Rice	K	6-2	201	Jr.	Miami, Fla.	Belen Jesuit Prep								
41	Elijah McAllister	LB	6-6	245	Jr.	Rumson, N.J.	Rumson Fair Haven								
42	Camden Coleman	DB	6-1	207	Jr.	Champaign, Ill.	University Laboratory								
43	Tré Brown	LB	5-10	200	So.	Loganville, Ga.	Grayson								
44	Christian James	DL	6-4	250	So.	Memphis, Tenn.	Christian Brothers								
45	Griffin Lampton	LB	6-3	226	Fr.	Wellington, Fla.	St. Thomas Aquinas								
46	Michael Spencer	LB	6-4	249	Fr.	Union, Ky.	The Taft School								
47	Wes Farley	K	6-1	185	Jr.	New Canaan, Conn.	New Canaan								
48	Andre Mintze	LB	6-3	246	5th	Philadelphia, Pa.	Imhotep Institute								
49	Zach Drevno	LS	6-0	218	Jr.	Saline, Mich.	Saline								
50	Ethan Barr	LB	6-3	236	Fr.	Flower Mound, Texas	Marcus								
51	Luke Blanton	LB	6-2	237	Jr.	Dallas, Texas	Highland Park								
52	Kevo Wesley	OL	6-4	296	Fr.	Chicago, Ill.	Curie								
52	Alex Brown	LB	6-2	243	Jr.	San Antonio, Texas	Claudia Taylor Johnson								
53	Tommy Eckels	LB	6-2	229	Fr.	Kansas City, Mo.	Rockhurst								
54	Tyler Steen	OL	6-5	317	Jr.	Miami, Fla.	St. Thomas Aquinas								
57	Drew Birchmeier	OL	6-4	300	5th	Midlothian, Va.	Cosby								
58	Wesley Schelling	LS	6-5	245	Fr.	Nashville, Tenn.	Pearl-Cohn								

Pronunciation Guide

2	Abdur-Rahman, Amir	ah-MEER ub-DUR ruh-MAN
3	Marlow, Ja'Veon	jay-VEE-on
6	Jeudy-Lally, Gabe	judy-lol-lee
9	Davis, Daevion	day-VEE-on
10	Odeyingbo, Dayo	DYE-oh oh-DANG-bow
14	Boddie, Devin	body
17	Afumei, Feleti	fah-LAH-tee ah-FUH-moo-ee
21	Henry-Brooks, Keyon	key-on
24	Orji, Alston	OR-je
26	Orji, Anfernee	OR-je
32	Wakefield, Jamauri	jah-MAR-ee
48	Mintze, Andre	mence
49	Drevno, Zach	DREV-no
58	Schelling, Wesley	SHELL-ing
77	Mignone, Connor	min-YAWN
88	Owusu, Michael	oh-WOO-sue
94	Reitmaier, Rutger	RIGHT-meyer
99	Langham, Malik	MUH-leak


Academic Roster

No.	Name	Pos.	Ht.	Wt.	Cl.	Major	No.	Name	Pos.	Ht.	Wt.	Cl.	Major
24	Alston Orji	LB	6-2	245	Jr.	American Studies	2	Amir Abdur-Rahman	WR	6-4	217	Jr.	Medicine, Health and Society
95	Harrison Smith	P	5-10	188	Jr.	Biological Sciences • Classical and Mediterranean Studies	86	Ben Bresnahan	TE	6-4	244	Jr.	Medicine, Health and Society
7	Dimitri Moore	LB	6-3	234	Sr.	Cinema and Media Arts	78	Bryce Bailey	OL	6-5	306	Sr.	Medicine, Health and Society
52	Alex Brown	LB	6-2	243	Jr.	Communication Studies	9	Daevion Davis	DL	6-2	285	So.	Medicine, Health and Society
15	Danny Clark	QB	6-4	232	Jr.	Communication Studies	4	James Bostic III	WR	6-3	217	Sr.	Medicine, Health and Society
97	Lorenza Surgers	DL	6-5	258	Jr.	Communications Studies	13	Brendon Harris	S	6-1	212	Jr.	Medicine, Health and Society
26	Anfernee Orji	LB	6-2	224	So.	Computer Engineering	66	Cameron Robinson	DL	6-0	302	Sr.	Medicine, Health and Society
67	Trent Weaver	OL	6-3	290	Fr.	Computer Engineering	33	Dashaun Jerkins	S	6-0	190	Jr.	Medicine, Health and Society
8	Ken Seals	QB	6-3	218	Fr.	Computer Science	10	Dayo Odeyingbo	DL	6-6	276	Sr.	Medicine, Health and Society
27	Ryan McCord	CB	6-1	180	Fr.	Computer Science	41	Elijah McAllister	LB	6-6	245	Jr.	Medicine, Health and Society
58	Wesley Schelling	LS	6-5	245	Fr.	Computer Science	6	Jeremy Moussa	QB	6-3	219	Jr.	Medicine, Health and Society
61	Jonah Buchanan	OL	6-4	291	Sr.	Computer Science • Mathematics	99	Malik Langham	DL	6-5	290	Jr.	Medicine, Health and Society
77	Connor Mignone	OL	6-4	302	5th	Data Science (Grad)	88	Michael Owusu	LB	6-5	240	Sr.	Medicine, Health and Society
74	Cole Clemens	OL	6-6	344	Sr.	Economics	28	Allan George	CB	6-1	187	Sr.	Medicine, Health and Society
39	Javan Rice	K	6-2	201	Jr.	Economics	48	Andre Mintze	LB	6-3	246	5th	Medicine, Health and Society (Grad)
51	Luke Blanton	LB	6-2	237	Jr.	Economics	15	Elijah Hamilton	CB	6-2	205	5th	Medicine, Health and Society (Grad)
65	Michael Warden	OL	6-2	289	Jr.	Economics	93	Tolu Thomas-Ailara	DL	6-3	252	Jr.	Neuroscience
25	Mitchell Pryor	RB	6-1	220	Jr.	Economics	37	Pierson Cooke	K/P	6-0	194	Jr.	Political Science
95	Raashaan Wilkins Jr.	DL	6-3	307	Jr.	Economics	42	Camden Coleman	DB	6-1	207	Jr.	Psychology
17	Keithian Starling Jr.	WR	6-0	185	Sr.	Engineering Science	3	Ja'Veon Marlow	RB	5-11	195	Jr.	Psychology
69	Brayden Bapst	OL	6-6	300	So.	Human and Organizational Development	8	Alex Williams	DL	6-6	260	So.	Sociology
7	Cam Johnson	WR	6-0	198	Jr.	Human and Organizational Development	16	BJ Anderson	CB	6-1	190	Jr.	Sociology
17	Feleti Afemui	LB	6-3	244	Sr.	Human and Organizational Development	19	Chris Pierce Jr.	WR	6-4	231	Sr.	Sociology
10	Gavin Schoenwald	TE	6-4	237	Jr.	Human and Organizational Development	13	Jackson Winrow	WR	6-1	213	5th	Sociology
63	Grant Miller	OL	6-4	297	Sr.	Human and Organizational Development	73	Jonathan Stewart	OL	6-7	324	Sr.	Sociology
12	Jack Bowen	QB	6-0	187	Jr.	Human and Organizational Development	4	Randall Haynie	CB	6-0	185	Sr.	Sociology
23	Jaylen Mahoney	CB	5-11	185	So.	Human and Organizational Development	94	Rutger Reitmaier	DL	6-3	266	Jr.	Sociology
85	Joel DeCoursey	TE	6-4	245	So.	Human and Organizational Development	12	Brayden DeVault-Smith	LB	6-3	227	Sr.	Sociology Studies
35	Kyle White	TE	6-0	215	Jr.	Human and Organizational Development	72	Dan Dawkins	OL	6-3	308	Jr.	Sociology Studies
14	Maxwell Worship	S	6-1	206	Jr.	Human and Organizational Development	31	AJ Walsh	LB	6-5	232	Fr.	Undeclared
54	Tyler Steen	OL	6-5	317	Jr.	Human and Organizational Development	75	Ben Cox	OL	6-5	292	Fr.	Undeclared
47	Wes Farley	K	6-1	185	Jr.	Human and Organizational Development	70	Bradley Ashmore	OL	6-6	294	Fr.	Undeclared
49	Zach Drevno	LS	6-0	218	Jr.	Human and Organizational Development	22	Chase Lloyd	DB	6-2	207	Fr.	Undeclared
6	Gabe Jeudy-Lally	CB	6-1	180	So.	Human and Organizational Development • Sociology	44	Christian James	DL	6-4	250	So.	Undeclared
59	Scott Meyer	LS	6-1	224	5th	Leadership and Organizational Performance (Grad)	92	Derek Green	DL	6-5	320	So.	Undeclared
21	Kenny Hebert	LB	6-4	232	Sr.	Learning, Diversity and Urban Studies (Grad)	30	De'Rickey Wright	ATH	6-4	207	Fr.	Undeclared
11	Tyrell Alexander	WR	6-1	184	5th	Learning, Diversity and Urban Studies (Grad)	14	Devin Boddie Jr.	WR	5-11	168	So.	Undeclared
90	Cameron Tidd	DL	6-3	295	5th	Marketing (Grad)	89	Diego LaMonica	TE	6-4	230	Fr.	Undeclared
57	Drew Birchmeier	OL	6-4	300	5th	Marketing (Grad)	71	Donald Fitzgerald	OL	6-8	305	So.	Undeclared
32	Jamauri Wakefield	RB	6-1	223	5th	Marketing (Grad)	1	Donovan Kaufman	DB	5-10	197	Fr.	Undeclared
16	Mac Hereford	WR	6-1	216	5th	Marketing (Grad)	50	Ethan Barr	LB	6-3	236	Fr.	Undeclared
38	Oren Milstein	K	5-7	165	5th	Marketing (Grad)	45	Griffin Lampton	LB	6-3	226	Fr.	Undeclared
64	Stephen Spanellis	OL	6-5	300	5th	Marketing (Grad)	29	Jack Barton	S/LB	6-0	201	Fr.	Undeclared
							36	Jared Wheatley	P	6-1	190	So.	Undeclared
							68	Jason Brooks, Jr.	OL	6-4	275	Fr.	Undeclared
							88	Jayden Harrison	WR	5-10	191	So.	Undeclared
							62	Julian Hernandez	OL	6-4	312	So.	Undeclared
							84	Justin Ball	TE	6-6	232	So.	Undeclared
							11	Justin Harris	S	6-1	194	So.	Undeclared
							52	Kevo Wesley	OL	6-4	296	Fr.	Undeclared
							21	Keyon Henry-Brooks	RB	6-1	200	So.	Undeclared
							18	Logan Kyle	WR	6-3	207	Fr.	Undeclared
							46	Michael Spencer	LB	6-4	249	Fr.	Undeclared
							5	Mike Wright	QB	6-3	187	Fr.	Undeclared
							96	Nate Clifton	DL	6-5	267	So.	Undeclared
							9	Rocko Griffin	RB	5-9	205	Fr.	Undeclared
							53	Tommy Eckels	LB	6-2	229	Fr.	Undeclared
							43	Tré Brown	LB	5-10	200	So.	Undeclared
							81	Will Sheppard	WR	6-3	190	Fr.	Undeclared

Geographical Roster

No.	Name	Pos.	Ht.	Wt.	Cl.	Hometown/High School	No.	Name	Pos.	Ht.	Wt.	Cl.	Hometown/High School
16	Mac Hereford	WR	6-1	216	5th	Birmingham, Ala./Woodberry Forest	64	Stephen Spanellis	OL	6-5	300	5th	Baltimore, Md./Gilman School
9	Daevion Davis	DL	6-2	285	So.	Madison, Ala./James Clemens	84	Justin Ball	TE	6-6	232	So.	Glenn Dale, Md./Gonzaga Prep
66	Cameron Robinson	DL	6-0	302	Sr.	Mobile, Ala./Murphy							
99	Malik Langham	DL	6-5	290	Jr.	Huntsville, Ala./Lee	12	Jack Bowen	QB	6-0	187	Jr.	Grand Rapids, Mich./Catholic Central
28	Allan George	CB	6-1	187	Sr.	Andalusia, Ala./Andalusia	49	Zach Drevno	LS	6-0	218	Jr.	Saline, Mich./Saline
16	BJ Anderson	CB	6-1	190	Jr.	Andalusia, Ala./Andalusia	37	Pierson Cooke	K/P	6-0	194	Jr.	Bloomfield Hills, Mich./Cranbrook-Kingswood
30	De'Rickey Wright	ATH	6-4	207	Fr.	Gadsden, Ala./Gadsden City	31	AJ Walsh	LB	6-5	232	Fr.	Mattawan, Mich./Mattawan
11	Justin Harris	S	6-1	194	So.	Attalla, Ala./Etowah							
35	Kyle White	TE	6-0	215	Jr.	Scottsdale, Ariz./Notre Dame Prep	67	Trent Weaver	OL	6-3	290	Fr.	St. Louis, Mo./St. Louis University School
							53	Tommy Eckels	LB	6-2	229	Fr.	Kansas City, Mo./Rockhurst
6	Jeremy Moussa	QB	6-3	219	Jr.	Chino Hills, Calif./Eleanor Roosevelt	97	Lorenza Surgers	DL	6-5	258	Jr.	Cary, N.C./Panther Creek
88	Michael Owusu	LB	6-5	240	Sr.	Oxnard, Calif./Oaks Christian	6	Gabe Jeudy-Lally	CB	6-1	180	So.	Charlotte, N.C./Adrey Kell
							92	Derek Green	DL	6-5	320	So.	Richlands, N.C./Southwest
77	Connor Mignone	OL	6-4	302	5th	Redding, Conn./Joel Barlow	36	Jared Wheatley	P	6-1	190	So.	Indian Trail, N.C./Porter Ridge
25	Mitchell Pryor	RB	6-1	220	Jr.	Darien, Conn./Darien							
47	Wes Farley	K	6-1	185	Jr.	New Canaan, Conn./New Canaan	41	Elijah McAllister	LB	6-6	245	Jr.	Rumson, N.J./Rumson Fair Haven
69	Brayden Bapst	OL	6-6	300	So.	Washington, D.C./St. John's College	72	Dan Dawkins	OL	6-3	308	Jr.	Staten Island, N.Y./The Peddie School
39	Javan Rice	K	6-2	201	Jr.	Miami, Fla./Belen Jesuit Prep	15	Danny Clark	QB	6-4	232	Jr.	Akron, Ohio/Archbishop Hoban
63	Grant Miller	OL	6-4	297	Sr.	Fort Lauderdale, Fla./St. Thomas Aquinas	65	Michael Warden	OL	6-2	289	Jr.	Loveland, Ohio/Summit Country Day
14	Maxwell Worship	S	6-1	206	Jr.	Fort Lauderdale, Fla./Cardinal Gibbons	8	Alex Williams	DL	6-6	260	So.	Akron, Ohio/Pickerington North
54	Tyler Steen	OL	6-5	317	Jr.	Miami, Fla./St. Thomas Aquinas							
32	Jamauri Wakefield	RB	6-1	223	5th	Jacksonville, Fla./Providence	13	Jackson Winrow	WR	6-1	213	5th	Shawnee, Okla./Shawnee
38	Oren Milstein	K	5-7	165	5th	Boca Raton, Fla./American Heritage							
4	James Bostic III	WR	6-3	217	Sr.	Fort Lauderdale, Fla./Cardinal Gibbons	48	Andre Mintze	LB	6-3	246	5th	Philadelphia, Pa./Imhotep Institute
3	Ja'Veon Marlow	RB	5-11	195	Jr.	Winter Haven, Fla./Winter Haven							
4	Randall Haynie	CB	6-0	185	Sr.	Fort Lauderdale, Fla./Cardinal Gibbons	23	Jaylen Mahoney	CB	5-11	185	So.	Rock Hill, S.C./South Pointe
70	Bradley Ashmore	OL	6-6	294	Fr.	Neptune Beach, Fla./Fletcher Senior							
89	Diego LaMonica	TE	6-4	230	Fr.	Miami, Fla./Gulliver Prep	95	Harrison Smith	P	5-10	188	Jr.	Franklin, Tenn./Brentwood Academy
45	Griffin Lampton	LB	6-3	226	Fr.	Wellington, Fla./St. Thomas Aquinas	58	Wesley Schelling	LS	6-5	245	Fr.	Nashville, Tenn./Pearl-Cohn
62	Julian Hernandez	OL	6-4	312	So.	Davie, Fla./St. Thomas Aquinas	17	Keithian Starling Jr.	WR	6-0	185	Sr.	Nashville, Tenn./Nashville Christian
							7	Cam Johnson	WR	6-0	198	Jr.	Brentwood, Tenn./Brentwood Academy
59	Scott Meyer	LS	6-1	224	5th	Alpharetta, Ga./Blessed Trinity Catholic	10	Gavin Schoenwald	TE	6-4	237	Jr.	Brentwood, Tenn./Brentwood Academy
2	Amir Abdur-Rahman	WR	6-4	217	Jr.	Atlanta, Ga./Mays	13	Brendon Harris	S	6-1	212	Jr.	Chattanooga, Tenn./Baylor School
86	Ben Bresnahan	TE	6-4	244	Jr.	Cumming, Ga./West Forsyth	94	Rutger Reitmaier	DL	6-3	266	Jr.	Nashville, Tenn./Lipscomb Academy
15	Elijah Hamilton	CB	6-2	205	5th	Roswell, Ga./Blessed Trinity Catholic	12	Brayden DeVault-Smith	LB	6-3	227	Sr.	Nashville, Tenn./Pearl-Cohn
73	Jonathan Stewart	OL	6-7	324	Sr.	Lawrenceville, Ga./Mountain View	44	Christian James	DL	6-4	250	So.	Memphis, Tenn./Christian Brothers
22	Chase Lloyd	DB	6-2	207	Fr.	Atlanta, Ga./Westlake	14	Devin Boddie Jr.	WR	5-11	168	So.	Memphis, Tenn./Whitehaven
21	Keyon Henry-Brooks	RB	6-1	200	So.	Powder Springs, Ga./Kennesaw Mountain	71	Donald Fitzgerald	OL	6-8	305	So.	Nashville, Tenn./Hillsboro
5	Mike Wright	QB	6-3	187	Fr.	Fayetteville, Ga./Woodward Academy	88	Jayden Harrison	WR	5-10	191	So.	Nashville, Tenn./Pearl-Cohn
9	Rocko Griffin	RB	5-9	205	Fr.	Rincon, Ga./South Effingham	96	Nate Clifton	DL	6-5	267	So.	La Vergne, Tenn./Brentwood Academy
43	Tré Brown	LB	5-10	200	So.	Loganville, Ga./Grayson							
61	Jonah Buchanan	OL	6-4	291	Sr.	Honolulu, Hawaii/Iolani	24	Alston Orji	LB	6-2	245	Jr.	Rockwall, Texas/Rockwall
17	Feleti Afemui	LB	6-3	244	Sr.	Kihei, Hawaii/Maui	7	Dimitri Moore	LB	6-3	234	Sr.	Cedar Hill, Texas/Cedar Hill
95	Raashaan Wilkins Jr.	DL	6-3	307	Jr.	Chicago, Ill./Mt. Carmel	52	Alex Brown	LB	6-2	243	Jr.	San Antonio, Texas/Claudia Taylor Johnson
93	Tolu Thomas-Ailara	DL	6-3	252	Jr.	Chicago Heights, Ill./Marian Catholic	26	Anfernee Orji	LB	6-2	224	So.	Rockwall, Texas/Rockwall
42	Camden Coleman	DB	6-1	207	Jr.	Champaign, Ill./University Laboratory	8	Ken Seals	QB	6-3	218	Fr.	Azle, Texas/Weatherford
52	Kevo Wesley	OL	6-4	296	Fr.	Chicago, Ill./Curie	27	Ryan McCord	CB	6-1	180	Fr.	Dallas, Texas/Saint Mark's
85	Joel DeCoursey	TE	6-4	245	So.	Zionsville, Ind./Zionsville Community	51	Luke Blanton	LB	6-2	237	Jr.	Dallas, Texas/Highland Park
90	Cameron Tidd	DL	6-3	295	5th	Greenwood, Ind./Center Grove	11	Tyrell Alexander	WR	6-1	184	5th	Lancaster, Texas/Lancaster
78	Bryce Bailey	OL	6-5	306	Sr.	Newburgh, Ind./Castle	10	Dayo Odeyingbo	DL	6-6	276	Fr.	Irving, Texas/Carrollton Ranchview
46	Michael Spencer	LB	6-4	249	Fr.	Union, Ky./The Taft School	50	Ethan Barr	LB	6-3	236	Fr.	Flower Mound, Texas/Marcus
21	Kenny Hebert	LB	6-4	232	Sr.	New Orleans, La./Holy Cross	29	Jack Barton	S/LB	6-0	201	Fr.	Dallas, Texas/Jesuit
1	Donovan Kaufman	DB	5-10	197	Fr.	New Orleans, La./Archbishop Rummel	68	Jason Brooks, Jr.	OL	6-4	275	Fr.	Houston, Texas/Dobie
81	Will Sheppard	WR	6-3	190	Fr.	Mandeville, La./Mandeville	18	Logan Kyle	WR	6-3	207	Fr.	Cypress, Texas/Tomball Memorial
							74	Cole Clemens	OL	6-6	344	Sr.	South Jordan, Utah/Bingham
							57	Drew Birchmeier	OL	6-4	300	5th	Midlothian, Va./Cosby
							33	Dashaun Jerkins	S	6-0	190	Jr.	Woodbridge, Va./Woodbridge
							19	Chris Pierce Jr.	WR	6-4	231	Sr.	Smithfield, Va./Smithfield
							75	Ben Cox	OL	6-5	292	Fr.	Radford, Va./Radford


Student-Athlete Profiles

QB


8 • KEN SEALS • 6-3 • 218 • Fr. • Azle, Texas • Weatherford

- Majoring in computer science
- Third true freshman quarterback to start a season opener in the SEC since 1972
- Career-high 336 passing yards at Mississippi State
- Third Vanderbilt true freshman to pass for 1,000 yards in a season
- Fourth true freshman since 2012 to make first two starts against top-20 foes
- Nation's 17th-best pro-style quarterback by Rivals.com


PASSING	G	Att	Cmp	Int	Yds	TD	Lg	Pct	Avg/P	Avg/G
2020	6	196	131	8	1,291	8	48	66.8	6.6	215.2
TOTAL	6	196	131	8	1,291	8	48	66.8	6.6	215.2

QB


5 • MIKE WRIGHT • 6-3 • 187 • Fr. • Fayetteville, Ga. • Woodward Academy

- Undecided on a major
- First career touchdowns at Kentucky — one passing, one rushing
- First rushing score for a Vandy quarterback since 2017 with two-yard scamper
- Completed first career pass against South Carolina with a 25-yard strike
- Nation's 23rd-ranked dual-style quarterback by Rivals
- Woodward Academy's 200-meter dash school record holder


PASSING	G	Att	Cmp	Int	Yds	TD	Lg	Pct	Avg/P	Avg/G
2020	4	4	2	1	27	1	25	50.0	6.8	6.8
TOTAL	4	4	2	1	27	1	25	50.0	6.8	6.8

RB


3 • JA'VEON MARLOW • 5-11 • 195 • Jr. • Winter Haven, Fla. • Winter Haven

- Majoring in psychology
- Set career highs in both attempts and yards with 17 carries and 83 yards against No. 20/17 LSU
- Burst for a career-long 22 yard run in the home opener with the Tigers
- Ranks fourth nationally in rushing yards against ranked teams this season (148)
- Gained 42 yards on 10 carries in 2019
- Three-sport star in high school (football, weightlifting, track and field)


RUSHING	G	Att	Yds	TD	Lg	Avg/C	Avg/G
2018	4	5	46	0	18	9.2	11.5
2019	8	10	42	0	8	4.2	5.2
2020	2	33	148	0	22	4.5	74.0
TOTAL	14	48	236	0	22	4.9	16.9

RB


32 • JAMAURI WAKEFIELD • 6-1 • 223 • 5th • Jacksonville, Fla. • Providence

- Pursuing a graduate degree in marketing
- Returned to action in 2020 season opener after suffering a season-ending injury in 2019
- Averaged 4.5 yards/carry as redshirt sophomore in 2018
- Rushed for 74 yards at Kentucky and 72 yards against South Carolina in 2018
- Consensus three-star prospect out of high school
- Three-sport star in high school (football, basketball, track and field)


RUSHING	G	Att	Yds	TD	Lg	Avg/C	Avg/G
2017	11	28	115	0	13	4.1	10.5
2018	13	78	353	2	26	4.5	27.2
2019	1	1	7	0	7	7.0	7.0
2020	4	38	123	0	15	3.2	30.8
TOTAL	29	145	598	2	26	4.1	20.6

RB


21 • KEYON HENRY-BROOKS • 6-1 • 205 • So. • Powder Springs, Ga. • Kennesaw Mountain

- Undecided on a major
- Returned to action against South Carolina after missing the first two games of 2020
- Back-to-back games with over 100 yards on the ground
- Set career-highs in both carries (29) and yards (121) at Kentucky
- 20 carries for a then career-high 115 rushing yards at Mississippi State
- Personal-best 97 receiving yards against the Bulldogs on 11 receptions

RUSHING	G	Att	Yds	TD	Lg	Avg/C	Avg/G
2019	11	56	252	1	61	4.4	22.9
2020	4	85	374	2	27	4.4	93.5
TOTAL	15	141	626	3	61	4.4	41.7

RB


9 • ROCKO GRIFFIN • 5-9 • 205 • Fr. • Rincon, Ga. • South Effingham

- Undecided on a major
- Season-high 13 carries against Mississippi State
- Three-star prospect by 247Sports, Rivals and ESPN
- 1,907 all-purpose yards and 17 touchdowns, 894 rushing yards and 15 rushing scores as a senior
- Led South Effingham to the 2019 Georgia AAAAA state playoffs
- Enjoys chess, boxing and swimming


RUSHING	G	Att	Yds	TD	Lg	Avg/C	Avg/G
2020	5	27	57	0	7	2.1	11.4
TOTAL	5	27	57	0	7	2.1	11.4

TE


86 • BEN BRESNAHAN • 6-4 • 244 • Jr. • Cumming, Ga. • West Forsyth

- Majoring in medicine, health and society
- Tied for the team lead in receiving touchdowns with three
- Recorded a career-high six catches for a personal-best 72 yards against Ole Miss
- Hauled in second career touchdown against the Rebels on a career-long 43-yard reception
- Played in 11 games in 2019 and earned starts against Florida and Tennessee
- A three-time all-region selection at West Forsyth


RECEIVING	G	Rec	Yds	TD	Lg	Rec/G	Avg/C	Avg/G
2018	2	0	0	0	0	0.0	0.0	0.0
2019	12	7	105	0	26	0.6	15.0	8.8
2020	6	21	217	3	43	3.5	10.3	36.2
TOTAL	20	28	322	3	43	1.4	11.5	16.1

TE


10 • GAVIN SCHOENWALD • 6-4 • 237 • Jr. • Brentwood, Tenn. • Brentwood Academy

- Majoring in human and organizational development
- Played in 11 games in 2019, primarily as a member of the special teams units
- Prepped at nearby Brentwood Academy and was an all-state quarterback in 2017
- Rated as the No. 6 tight end nationally by ESPN.com
- Guided Brentwood to a 12-0 record in 2017 as the starting quarterback
- Led team to three state basketball titles

RECEIVING	G	Rec	Yds	TD	Lg	Rec/G	Avg/C	Avg/G
2019	11	0	0	0	0	0.0	0.0	0.0
2020	4	0	0	0	0	0.0	0.0	0.0
TOTAL	15	0	0	0	0	0.0	0.0	0.0

TE



84 • JUSTIN BALL • 6-6 • 232 • So. • Glenn Dale, Md. • Gonzaga Prep

- Undecided on a major
- Made collegiate debut in the season opener against No. 10/11 Texas A&M
- Started first three games of 2020
- Did not see action as a freshman in 2019
- Three-star prospect by ESPN.com and 247Sports.com
- Born in Washington D.C.

RECEIVING	G	Rec	Yds	TD	Lg	Rec/G	Avg/C	Avg/G
2020	6	1	-3	0	0	0.2	-3.0	-0.5
TOTAL	6	1	-3	0	0	0.2	-3.0	-0.5

Student-Athlete Profiles

WR



11 • TYRELL ALEXANDER • 6-1 • 184 • 5th • Lancaster, Texas • Lancaster

- Pursuing a graduate degree in learning, diversity and urban studies
- Three-year letter winner at Oklahoma State
- Made Vanderbilt debut at No. 10/11 Texas A&M
- Special teams regular in 2018 and 2019 with the Cowboys
- Appeared in six games at wide receiver in 2017
- Hauled in a 56-yard touchdown against Kansas in 2017

RECEIVING	G	Rec	Yds	TD	Lg	Rec/G	Avg/C	Avg/G
2020	6	2	11	0	6	0.3	5.5	1.8
TOTAL	6	2	11	0	6	0.3	5.5	1.8

WR




7 • CAM JOHNSON • 6-0 • 198 • Jr. • Brentwood, Tenn. • Brentwood Academy

- Majoring in human and organizational development
- Team leader in both receptions and receiving yards
- Personal-best 114 receiving yards on 10 catches at Mississippi State
- Registered a career-high 14 catches for 97 yards against Ole Miss
- Reeled in first touchdown grab of 2020 against South Carolina with a 22-yard reception
- Hauled in a career-long 40-yard pass in home opener against No. 20/17 LSU

RECEIVING	G	Rec	Yds	TD	Lg	Rec/G	Avg/C	Avg/G
2018	4	4	45	0	14	1.0	11.2	11.2
2019	12	30	316	3	28	2.5	10.5	26.3
2020	6	37	355	2	40	6.2	9.6	59.2
TOTAL	22	71	716	5	40	3.2	10.1	32.5

WR




19 • CHRIS PIERCE JR. • 6-4 • 231 • Sr. • Smithfield, Va. • Smithfield

- Majoring in sociology
- Recorded a receiving touchdown in three consecutive games
- Owned two career touchdown grabs entering the current stretch
- Personal-best six receptions at Mississippi State, including one touchdown grab
- Season-high 76 receiving yards against the Bulldogs
- Away from football, enjoys boxing

RECEIVING	G	Rec	Yds	TD	Lg	Rec/G	Avg/C	Avg/G
2017	9	0	0	0	0	0.0	0.0	0.0
2018	13	13	128	1	20	1.0	9.8	9.8
2019	12	14	245	1	75	1.2	17.5	20.4
2020	6	16	204	3	34	2.7	12.8	34.0
TOTAL	40	43	577	5	75	1.1	13.4	14.4

WR




4 • JAMES BOSTIC III • 6-3 • 217 • Sr. • Fort Lauderdale, Fla. • Cardinal Gibbons

- Majoring in medicine, health and society
- Recorded year's first reception in the matchup with Ole Miss
- Played in 12 games in 2019, catching 11 passes for 112 yards (10.2 yards/catch)
- Finished with a year-high four grabs for 36 yards against UNLV in 20219
- Played in six games in 2018, making collegiate debut at Notre Dame
- A three-star prospect out of Cardinal Gibbons

RECEIVING	G	Rec	Yds	TD	Lg	Rec/G	Avg/C	Avg/G
2018	6	0	0	0	0	0.0	0.0	0.0
2019	11	11	112	0	17	1.0	10.2	10.2
2020	4	1	12	0	12	0.2	12.0	3.0
TOTAL	21	12	124	0	17	0.6	10.3	5.9

WR




2 • AMIR ABDUR-RAHMAN • 6-4 • 217 • Jr. • Atlanta, Ga. • Mays

- Majoring in medicine, health and society
- Registered career highs in both receptions (7) and receiving yards (89) at Kentucky
- Hauled in second career touchdown in the season opener at No. 10/11 Texas A&M
- Played in 13 games as a true freshman in 2018
- Caught a career-long 52-yard catch versus Baylor in the 2018 Texas Bowl
- A three-sport athlete at Mays (football, track and field and swimming)

RECEIVING	G	Rec	Yds	TD	Lg	Rec/G	Avg/C	Avg/G
2018	13	4	108	1	52	0.3	27.0	8.3
2019	4	0	0	0	0	0.0	0.0	0.0
2020	6	18	260	1	33	3.0	14.4	43.3
TOTAL	23	22	368	2	52	1.0	16.7	16.0

WR




88 • JAYDEN HARRISON • 5-10 • 191 • So. • Nashville, Tenn. • Pearl-Cohn

- Undeclared on a major
- Hauled in a career-long 25-yard reception in the matchup against South Carolina
- Made collegiate debut at No. 10/11 Texas A&M, registering his first career reception
- Did not see action in 2019
- Three-star prospect by ESPN.com, Rivals.com and 247Sports.com
- Born in Pontiac, Mich.

RECEIVING	G	Rec	Yds	TD	Lg	Rec/G	Avg/C	Avg/G
2020	6	6	12	0	25	1.0	2.0	2.0
TOTAL	6	6	12	0	25	1.0	2.0	2.0


WR



14 • DEVIN BODDIE JR. • 5-11 • 168 • So. • Memphis, Tenn. • Whitehaven

- Undeclared on a major
- Did not see game action in 2019
- Consensus three-star prospect coming out of high school
- Finished with 2,300 receiving yards and 45 touchdowns at Whitehaven
- Has one brother, Jared, and five sisters, Jarmine, Timolyn, Taylor, Teagan and Yara
- Born in Shreveport, La.


OG



57 • DREW BIRCHMEIER • 6-4 • 300 • 5th • Midlothian, Va. • Cosby

- Pursuing a master's degree in marketing after graduating in May with a degree in law, history and society
- Transitioning to offensive line after spending last three years along defensive line
- Started all 12 games at defensive tackle in 2019 and earned 12 starts in 2018
- Booked 21 tackles and 1.0 tackle for loss in 2019
- Three-sport athlete at Cosby (football, basketball and baseball)
- Married the former Kiersten Bedwell this summer in Bedwell's parent's backyard




OG












72 • DAN DAWKINS • 6-3 • 308 • Jr. • Staten Island, N.Y. • The Peddie School

- Majoring in sociology studies
- Played in 12 games with starts against Georgia and Purdue in 2019
- A three-sport athlete at The Peddie School (football, baseball and wrestling)
- Nation's No. 8 ranked center coming out of high school
- Led Falcons to the 2017 MAPL championship and Big 3 Trophy in 2016 and 2017
- Has two older sisters, Dakota and Hunter, who both swam collegiately


Student-Athlete Profiles


OT		<p>70 • BRADLEY ASHMORE • 6-6 • 294 • Fr. • Neptune Beach, Fla. • Fletcher Senior</p> <ul style="list-style-type: none"> • Undeclared on a major • Earned first career start, at left guard, against Ole Miss • At Fletcher Senior, served as the school's Marine Coastal Club vice president • First team all-region pick in 2018 and 2019 • Enjoys swimming and cooking away from football
OT		<p>69 • BRAYDEN BAPST • 6-6 • 300 • So. • Washington, D.C. • St. John's College</p> <ul style="list-style-type: none"> • Undeclared on a major • Did not see action as a true freshman in 2019 • Consensus three-star prospect coming out of high school • Helped St. John's College to 9-1 records in 2018 and 2017 • As a senior, started at tight end and played defensive end • Three-sport athlete at St. John's (football, basketball and lacrosse)
OT		<p>77 • CONNOR MIGNONE • 6-4 • 302 • 5th • Redding, Conn. • Joel Barlow</p> <ul style="list-style-type: none"> • Pursuing a graduate degree in data science • Spent the last four seasons at Central Connecticut • First Team All-Northeast Conference honoree three times • In 2019, Helped Central Connecticut's offense lead the conference in scoring, total offense and rushing • 2017 Northeast Conference Offensive Rookie of the Year • Phil Steele Freshman All-American First Team pick in 2017
OT		<p>54 • TYLER STEEN • 6-5 • 317 • Jr. • Miami, Fla. • St. Thomas Aquinas</p> <ul style="list-style-type: none"> • Majoring in human and organizational development • Started all 12 games at right tackle in 2019 • Shifted to starting left tackle for the 2020 season opener at No. 10/11 Texas A&M • Only Commodore offensive lineman to start all 12 games last fall • Father, Daris, is a retired Marine who played football at LSU • Grandfather is Vietnam veteran and Medal of Honor recipient
C		<p>63 • GRANT MILLER • 6-4 • 297 • Sr. • Fort Lauderdale, Fla. • St. Thomas Aquinas</p> <ul style="list-style-type: none"> • Majoring in human and organizational development • Selected as a 2020 team captain • Played 10 games and earned seven starts, including the first five, during the 2019 season • Experienced action in 12 games in 2018 • Prepped at powerful St. Thomas Aquinas in south Florida • Father, Fred, played offensive tackle for 12 years in the NFL (St. Louis Rams, Tennessee, Chicago)
C		<p>65 • MICHAEL WARDEN • 6-2 • 289 • Jr. • Loveland, Ohio • Summit Country Day</p> <ul style="list-style-type: none"> • Majoring in economics • Did not experience game action in 2018 or 2019 • Tallied 97 tackles and 11.5 sacks during prep career • Four-sport athlete for Summit Country Day (football, wrestling, lacrosse and track and field) • Both parents, Robert and Antoinette, are physicians


Student-Athlete Profiles


DE		10 • DAYO ODEYINGBO • 6-6 • 276 • Jr. • Irving, Texas • Carrollton Ranchview <ul style="list-style-type: none">• Majoring in medicine, health and society• 2.5 sacks over his last three games, including 1.0 at Mississippi State• Team leader in tackles for loss (5.0) and sacks (3.5)• Paces the Commodores in quarterback pressures (7) in 2020• Already matched single-season high in sacks and quarterback pressures• 2020 Preseason All-SEC second team• 45 tackles, 12.0 tackles for loss and 1.5 sacks in 2019	<table><tr><th>TACKLES</th><th>G</th><th>UA</th><th>A</th><th>TOTAL</th><th>TFL</th><th>YDS</th><th>PD</th><th>FF</th><th>FR</th><th>BLKD</th><th>QBH</th></tr><tr><td>2017</td><td>12</td><td>10</td><td>10</td><td>20</td><td>4.5</td><td>20</td><td>0</td><td>0</td><td>0</td><td>0</td><td>0</td></tr><tr><td>2018</td><td>12</td><td>17</td><td>11</td><td>28</td><td>6.5</td><td>36</td><td>2</td><td>1</td><td>2</td><td>0</td><td>6</td></tr><tr><td>2019</td><td>12</td><td>20</td><td>25</td><td>45</td><td>12.0</td><td>36</td><td>0</td><td>0</td><td>0</td><td>0</td><td>7</td></tr><tr><td>2020</td><td>6</td><td>11</td><td>13</td><td>24</td><td>5.0</td><td>20</td><td>1</td><td>0</td><td>0</td><td>0</td><td>7</td></tr><tr><td>TOTAL</td><td>42</td><td>58</td><td>59</td><td>117</td><td>28.0</td><td>112</td><td>3</td><td>1</td><td>2</td><td>0</td><td>20</td></tr></table>												TACKLES	G	UA	A	TOTAL	TFL	YDS	PD	FF	FR	BLKD	QBH	2017	12	10	10	20	4.5	20	0	0	0	0	0	2018	12	17	11	28	6.5	36	2	1	2	0	6	2019	12	20	25	45	12.0	36	0	0	0	0	7	2020	6	11	13	24	5.0	20	1	0	0	0	7	TOTAL	42	58	59	117	28.0	112	3	1	2	0	20
			TACKLES	G	UA	A	TOTAL	TFL	YDS	PD	FF	FR	BLKD	QBH																																																																								
2017	12	10	10	20	4.5	20	0	0	0	0	0																																																																											
2018	12	17	11	28	6.5	36	2	1	2	0	6																																																																											
2019	12	20	25	45	12.0	36	0	0	0	0	7																																																																											
2020	6	11	13	24	5.0	20	1	0	0	0	7																																																																											
TOTAL	42	58	59	117	28.0	112	3	1	2	0	20																																																																											
DE		94 • RUTGER REITMAIER • 6-3 • 266 • Jr. • Nashville, Tenn. • Lipscomb Academy <ul style="list-style-type: none">• Majoring in sociology• Born and raised in Nashville• Played in all 12 games in 2019, booking 14 tackles and 4.5 tackles for loss• Appeared in all 13 games in 2018 with seven tackles• Four-star prospect (247Sports.com) out of Lipscomb Academy (Tenn.)• Originally attended Oregon, enrolled at Vanderbilt in July 2018	<table><tr><th>TACKLES</th><th>G</th><th>UA</th><th>A</th><th>TOTAL</th><th>TFL</th><th>YDS</th><th>PD</th><th>FF</th><th>FR</th><th>BLKD</th><th>QBH</th></tr><tr><td>2018</td><td>11</td><td>3</td><td>4</td><td>7</td><td>0.0</td><td>0</td><td>0</td><td>0</td><td>0</td><td>0</td><td>0</td></tr><tr><td>2019</td><td>12</td><td>7</td><td>7</td><td>14</td><td>4.5</td><td>11</td><td>1</td><td>0</td><td>0</td><td>0</td><td>1</td></tr><tr><td>2020</td><td>3</td><td>0</td><td>1</td><td>1</td><td>0.0</td><td>0</td><td>0</td><td>0</td><td>0</td><td>0</td><td>0</td></tr><tr><td>TOTAL</td><td>26</td><td>10</td><td>12</td><td>22</td><td>4.5</td><td>11</td><td>1</td><td>0</td><td>0</td><td>0</td><td>1</td></tr></table>												TACKLES	G	UA	A	TOTAL	TFL	YDS	PD	FF	FR	BLKD	QBH	2018	11	3	4	7	0.0	0	0	0	0	0	0	2019	12	7	7	14	4.5	11	1	0	0	0	1	2020	3	0	1	1	0.0	0	0	0	0	0	0	TOTAL	26	10	12	22	4.5	11	1	0	0	0	1												
			TACKLES	G	UA	A	TOTAL	TFL	YDS	PD	FF	FR	BLKD	QBH																																																																								
2018	11	3	4	7	0.0	0	0	0	0	0	0																																																																											
2019	12	7	7	14	4.5	11	1	0	0	0	1																																																																											
2020	3	0	1	1	0.0	0	0	0	0	0	0																																																																											
TOTAL	26	10	12	22	4.5	11	1	0	0	0	1																																																																											
DT		9 • DAEVION DAVIS • 6-2 • 285 • So. • Madison, Ala. • James Clemens <ul style="list-style-type: none">• Majoring in medicine, health and society• First career forced fumble and fumble recovery at No. 10/11 Texas A&M• Year's first sack and tackle for loss against South Carolina• Played in 11 games as a true freshman in 2019, earning four starts• Stops in eight games and multiple tackles four times• Two tackles in first collegiate appearance, against No. 3/3 Georgia	<table><tr><th>TACKLES</th><th>G</th><th>UA</th><th>A</th><th>TOTAL</th><th>TFL</th><th>YDS</th><th>PD</th><th>FF</th><th>FR</th><th>BLKD</th><th>QBH</th></tr><tr><td>2019</td><td>11</td><td>3</td><td>11</td><td>14</td><td>1.0</td><td>6</td><td>0</td><td>0</td><td>0</td><td>0</td><td>0</td></tr><tr><td>2020</td><td>6</td><td>4</td><td>13</td><td>17</td><td>0.5</td><td>2</td><td>0</td><td>1</td><td>1</td><td>0</td><td>2</td></tr><tr><td>TOTAL</td><td>17</td><td>7</td><td>24</td><td>31</td><td>1.5</td><td>8</td><td>0</td><td>1</td><td>1</td><td>0</td><td>2</td></tr></table>												TACKLES	G	UA	A	TOTAL	TFL	YDS	PD	FF	FR	BLKD	QBH	2019	11	3	11	14	1.0	6	0	0	0	0	0	2020	6	4	13	17	0.5	2	0	1	1	0	2	TOTAL	17	7	24	31	1.5	8	0	1	1	0	2																								
			TACKLES	G	UA	A	TOTAL	TFL	YDS	PD	FF	FR	BLKD	QBH																																																																								
2019	11	3	11	14	1.0	6	0	0	0	0	0																																																																											
2020	6	4	13	17	0.5	2	0	1	1	0	2																																																																											
TOTAL	17	7	24	31	1.5	8	0	1	1	0	2																																																																											
DT		90 • CAMERON TIDD • 6-3 • 295 • 5th • Greenwood, Ind. • Center Grove <ul style="list-style-type: none">• Pursuing a graduate degree in marketing• 2018 SEC Academic Honor Roll• Played in all 12 games in 2019 and all 13 in 2018• Booked a career-high nine tackles in 2019 finale at Tennessee• Registered at least one tackle in 10 of 12 games in 2019• Two-time Indiana state champion in discus throw	<table><tr><th>TACKLES</th><th>G</th><th>UA</th><th>A</th><th>TOTAL</th><th>TFL</th><th>YDS</th><th>PD</th><th>FF</th><th>FR</th><th>BLKD</th><th>QBH</th></tr><tr><td>2017</td><td>12</td><td>7</td><td>9</td><td>16</td><td>1.0</td><td>7</td><td>0</td><td>1</td><td>0</td><td>0</td><td>0</td></tr><tr><td>2018</td><td>13</td><td>12</td><td>12</td><td>24</td><td>2.0</td><td>6</td><td>0</td><td>0</td><td>0</td><td>0</td><td>1</td></tr><tr><td>2019</td><td>12</td><td>12</td><td>21</td><td>33</td><td>2.5</td><td>12</td><td>0</td><td>0</td><td>0</td><td>1</td><td>1</td></tr><tr><td>2020</td><td>4</td><td>1</td><td>2</td><td>3</td><td>0.5</td><td>1</td><td>1</td><td>0</td><td>0</td><td>0</td><td>0</td></tr><tr><td>TOTAL</td><td>41</td><td>32</td><td>44</td><td>76</td><td>6.0</td><td>26</td><td>1</td><td>1</td><td>0</td><td>1</td><td>2</td></tr></table>												TACKLES	G	UA	A	TOTAL	TFL	YDS	PD	FF	FR	BLKD	QBH	2017	12	7	9	16	1.0	7	0	1	0	0	0	2018	13	12	12	24	2.0	6	0	0	0	0	1	2019	12	12	21	33	2.5	12	0	0	0	1	1	2020	4	1	2	3	0.5	1	1	0	0	0	0	TOTAL	41	32	44	76	6.0	26	1	1	0	1	2
			TACKLES	G	UA	A	TOTAL	TFL	YDS	PD	FF	FR	BLKD	QBH																																																																								
2017	12	7	9	16	1.0	7	0	1	0	0	0																																																																											
2018	13	12	12	24	2.0	6	0	0	0	0	1																																																																											
2019	12	12	21	33	2.5	12	0	0	0	1	1																																																																											
2020	4	1	2	3	0.5	1	1	0	0	0	0																																																																											
TOTAL	41	32	44	76	6.0	26	1	1	0	1	2																																																																											
DT		95 • RAASHAAN WILKINS JR. • 6-3 • 307 • Jr. • Chicago, Ill. • Mt. Carmel <ul style="list-style-type: none">• Majoring in economics• 2.0 tackles for loss and a fumble recovery against South Carolina• Two tackles in Commodore debut at No. 10/11 Texas A&M• Starting defensive lineman in 2019 at Monterey Peninsula (California) College• Part of Monterey Peninsula unit that paced conference with 48.0 sacks• Enjoys playing Madden	<table><tr><th>TACKLES</th><th>G</th><th>UA</th><th>A</th><th>TOTAL</th><th>TFL</th><th>YDS</th><th>PD</th><th>FF</th><th>FR</th><th>BLKD</th><th>QBH</th></tr><tr><td>2020</td><td>6</td><td>5</td><td>1</td><td>6</td><td>2.0</td><td>2</td><td>0</td><td>0</td><td>1</td><td>0</td><td>0</td></tr><tr><td>TOTAL</td><td>6</td><td>5</td><td>1</td><td>6</td><td>2.0</td><td>2</td><td>0</td><td>0</td><td>1</td><td>0</td><td>0</td></tr></table>												TACKLES	G	UA	A	TOTAL	TFL	YDS	PD	FF	FR	BLKD	QBH	2020	6	5	1	6	2.0	2	0	0	1	0	0	TOTAL	6	5	1	6	2.0	2	0	0	1	0	0																																				
			TACKLES	G	UA	A	TOTAL	TFL	YDS	PD	FF	FR	BLKD	QBH																																																																								
2020	6	5	1	6	2.0	2	0	0	1	0	0																																																																											
TOTAL	6	5	1	6	2.0	2	0	0	1	0	0																																																																											
OLB		21 • KENNY HEBERT • 6-4 • 232 • Sr. • New Orleans, La. • Holy Cross <ul style="list-style-type: none">• Pursuing a graduate degree in learning, diversity and urban studies• SEC Academic Honor Roll (2016)• Played in 11 games in 2017 and started first seven• Multiple tackles in 10 games• Career-high five stops against Georgia and Purdue in 2019• 6.0 sacks for his career	<table><tr><th>TACKLES</th><th>G</th><th>UA</th><th>A</th><th>TOTAL</th><th>TFL</th><th>YDS</th><th>PD</th><th>FF</th><th>FR</th><th>BLKD</th><th>QBH</th></tr><tr><td>2017</td><td>4</td><td>1</td><td>0</td><td>1</td><td>0.0</td><td>0</td><td>0</td><td>0</td><td>0</td><td>0</td><td>0</td></tr><tr><td>2018</td><td>13</td><td>10</td><td>4</td><td>14</td><td>5.0</td><td>21</td><td>1</td><td>1</td><td>1</td><td>0</td><td>1</td></tr><tr><td>2019</td><td>11</td><td>19</td><td>15</td><td>34</td><td>7.0</td><td>31</td><td>2</td><td>0</td><td>0</td><td>0</td><td>1</td></tr><tr><td>2020</td><td>5</td><td>2</td><td>2</td><td>4</td><td>0.0</td><td>0</td><td>0</td><td>0</td><td>0</td><td>0</td><td>0</td></tr><tr><td>TOTAL</td><td>33</td><td>32</td><td>21</td><td>53</td><td>12.0</td><td>52</td><td>3</td><td>1</td><td>1</td><td>0</td><td>2</td></tr></table>												TACKLES	G	UA	A	TOTAL	TFL	YDS	PD	FF	FR	BLKD	QBH	2017	4	1	0	1	0.0	0	0	0	0	0	0	2018	13	10	4	14	5.0	21	1	1	1	0	1	2019	11	19	15	34	7.0	31	2	0	0	0	1	2020	5	2	2	4	0.0	0	0	0	0	0	0	TOTAL	33	32	21	53	12.0	52	3	1	1	0	2
			TACKLES	G	UA	A	TOTAL	TFL	YDS	PD	FF	FR	BLKD	QBH																																																																								
2017	4	1	0	1	0.0	0	0	0	0	0	0																																																																											
2018	13	10	4	14	5.0	21	1	1	1	0	1																																																																											
2019	11	19	15	34	7.0	31	2	0	0	0	1																																																																											
2020	5	2	2	4	0.0	0	0	0	0	0	0																																																																											
TOTAL	33	32	21	53	12.0	52	3	1	1	0	2																																																																											
OLB		48 • ANDRE MINTZE • 6-3 • 246 • 5th • Philadelphia, Pa. • Imhotep Institute <ul style="list-style-type: none">• Working toward master's degree in medicine, health and society• 2.0 sacks on the season, including 1.0 at Mississippi State• Double majored in cinema and media arts, and medicine, health and society and graduated in December 2019• One of 30 candidates for Senior CLASS Award• Preseason All-SEC third team selection by the league's head coaches• Aspiring vlogger (Dre Mintze TV)	<table><tr><th>TACKLES</th><th>G</th><th>UA</th><th>A</th><th>TOTAL</th><th>TFL</th><th>YDS</th><th>PD</th><th>FF</th><th>FR</th><th>BLKD</th><th>QBH</th></tr><tr><td>2017</td><td>11</td><td>4</td><td>1</td><td>5</td><td>1.5</td><td>3</td><td>0</td><td>0</td><td>0</td><td>0</td><td>0</td></tr><tr><td>2018</td><td>11</td><td>6</td><td>4</td><td>10</td><td>3.5</td><td>7</td><td>0</td><td>0</td><td>0</td><td>0</td><td>0</td></tr><tr><td>2019</td><td>12</td><td>22</td><td>17</td><td>39</td><td>6.5</td><td>25</td><td>0</td><td>1</td><td>0</td><td>0</td><td>3</td></tr><tr><td>2020</td><td>6</td><td>6</td><td>4</td><td>10</td><td>3.0</td><td>15</td><td>0</td><td>1</td><td>1</td><td>0</td><td>2</td></tr><tr><td>TOTAL</td><td>40</td><td>38</td><td>26</td><td>64</td><td>14.5</td><td>50</td><td>0</td><td>2</td><td>1</td><td>0</td><td>5</td></tr></table>												TACKLES	G	UA	A	TOTAL	TFL	YDS	PD	FF	FR	BLKD	QBH	2017	11	4	1	5	1.5	3	0	0	0	0	0	2018	11	6	4	10	3.5	7	0	0	0	0	0	2019	12	22	17	39	6.5	25	0	1	0	0	3	2020	6	6	4	10	3.0	15	0	1	1	0	2	TOTAL	40	38	26	64	14.5	50	0	2	1	0	5
			TACKLES	G	UA	A	TOTAL	TFL	YDS	PD	FF	FR	BLKD	QBH																																																																								
2017	11	4	1	5	1.5	3	0	0	0	0	0																																																																											
2018	11	6	4	10	3.5	7	0	0	0	0	0																																																																											
2019	12	22	17	39	6.5	25	0	1	0	0	3																																																																											
2020	6	6	4	10	3.0	15	0	1	1	0	2																																																																											
TOTAL	40	38	26	64	14.5	50	0	2	1	0	5																																																																											
OLB		96 • NATE CLIFTON • 6-5 • 267 • So. • La Vergne, Tenn. • Brentwood Academy <ul style="list-style-type: none">• Undecided on major• Made collegiate debut in the season opener at No. 10/11 Texas A&M• Led Brentwood Academy to three straight Division II Class AAA state titles• As a senior co-captain, tallied 14.0 tackles for loss and 9.0 sacks• Prep teammates with Cam Johnson, Gavin Schoenwald and Harrison Smith• Born in Chicago	<table><tr><th>TACKLES</th><th>G</th><th>UA</th><th>A</th><th>TOTAL</th><th>TFL</th><th>YDS</th><th>PD</th><th>FF</th><th>FR</th><th>BLKD</th><th>QBH</th></tr><tr><td>2020</td><td>5</td><td>1</td><td>3</td><td>4</td><td>0.0</td><td>0</td><td>0</td><td>0</td><td>0</td><td>0</td><td>0</td></tr><tr><td>TOTAL</td><td>5</td><td>1</td><td>3</td><td>4</td><td>0.0</td><td>0</td><td>0</td><td>0</td><td>0</td><td>0</td><td>0</td></tr></table>												TACKLES	G	UA	A	TOTAL	TFL	YDS	PD	FF	FR	BLKD	QBH	2020	5	1	3	4	0.0	0	0	0	0	0	0	TOTAL	5	1	3	4	0.0	0	0	0	0	0	0																																				
			TACKLES	G	UA	A	TOTAL	TFL	YDS	PD	FF	FR	BLKD	QBH																																																																								
2020	5	1	3	4	0.0	0	0	0	0	0	0																																																																											
TOTAL	5	1	3	4	0.0	0	0	0	0	0	0																																																																											
OLB		97 • LORENZA SURGERS • 6-5 • 258 • Jr. • Cary, N.C. • Panther Creek <ul style="list-style-type: none">• Majoring in communication studies• Made first career tackle in the home opener against No. 20/17 LSU• Senior captain for Panther Creek• Earned varsity letters in football and wrestling• Father is a Navy veteran• Mother is a physician	<table><tr><th>TACKLES</th><th>G</th><th>UA</th><th>A</th><th>TOTAL</th><th>TFL</th><th>YDS</th><th>PD</th><th>FF</th><th>FR</th><th>BLKD</th><th>QBH</th></tr><tr><td>2020</td><td>3</td><td>2</td><td>0</td><td>2</td><td>0.0</td><td>0</td><td>1</td><td>0</td><td>0</td><td>0</td><td>0</td></tr><tr><td>TOTAL</td><td>3</td><td>2</td><td>0</td><td>2</td><td>0.0</td><td>0</td><td>1</td><td>0</td><td>0</td><td>0</td><td>0</td></tr></table>												TACKLES	G	UA	A	TOTAL	TFL	YDS	PD	FF	FR	BLKD	QBH	2020	3	2	0	2	0.0	0	1	0	0	0	0	TOTAL	3	2	0	2	0.0	0	1	0	0	0	0																																				
			TACKLES	G	UA	A	TOTAL	TFL	YDS	PD	FF	FR	BLKD	QBH																																																																								
2020	3	2	0	2	0.0	0	1	0	0	0	0																																																																											
TOTAL	3	2	0	2	0.0	0	1	0	0	0	0																																																																											


Student-Athlete Profiles


ILB		7 • DIMITRI MOORE • 6-3 • 234 • Sr. • Cedar Hill, Texas • Cedar Hill																																																											
		<ul style="list-style-type: none">• Majoring in cinema and media arts• Made year's first start against South Carolina; booked nine tackles• 2020 Preseason All-SEC third team• SEC All-Freshman LB (2018)• Fourth in the SEC in tackles in 2019 with 99• Double-digit tackles in five games in 2019	<table><tr><th>TACKLES</th><th>G</th><th>UA</th><th>A</th><th>TOTAL</th><th>TFL</th><th>YDS</th><th>PD</th><th>FF</th><th>FR</th><th>BLKD</th><th>QBH</th></tr><tr><td>2018</td><td>13</td><td>47</td><td>37</td><td>84</td><td>3.5</td><td>6</td><td>3</td><td>0</td><td>0</td><td>0</td><td>4</td></tr><tr><td>2019</td><td>12</td><td>48</td><td>51</td><td>99</td><td>6.0</td><td>28</td><td>3</td><td>0</td><td>0</td><td>0</td><td>1</td></tr><tr><td>2020</td><td>5</td><td>13</td><td>16</td><td>29</td><td>0.5</td><td>1</td><td>0</td><td>0</td><td>0</td><td>0</td><td>0</td></tr><tr><td>TOTAL</td><td>30</td><td>108</td><td>104</td><td>212</td><td>10.0</td><td>35</td><td>6</td><td>0</td><td>0</td><td>0</td><td>5</td></tr></table>	TACKLES	G	UA	A	TOTAL	TFL	YDS	PD	FF	FR	BLKD	QBH	2018	13	47	37	84	3.5	6	3	0	0	0	4	2019	12	48	51	99	6.0	28	3	0	0	0	1	2020	5	13	16	29	0.5	1	0	0	0	0	0	TOTAL	30	108	104	212	10.0	35	6	0	0
TACKLES	G	UA	A	TOTAL	TFL	YDS	PD	FF	FR	BLKD	QBH																																																		
2018	13	47	37	84	3.5	6	3	0	0	0	4																																																		
2019	12	48	51	99	6.0	28	3	0	0	0	1																																																		
2020	5	13	16	29	0.5	1	0	0	0	0	0																																																		
TOTAL	30	108	104	212	10.0	35	6	0	0	0	5																																																		


ILB		12 • BRAYDEN DEVAULT-SMITH • 6-3 • 227 • Sr. • Nashville, Tenn. • Pearl-Cohn																																																											
		<ul style="list-style-type: none">• Majoring in sociology• Registered his first career sack against Ole Miss• First two tackles of 2020 against No. 20/17 LSU• 14 tackles during the 2019 season• Mom is an infection prevention nurse at Vanderbilt Medical Center• Pianist	<table><tr><th>TACKLES</th><th>G</th><th>UA</th><th>A</th><th>TOTAL</th><th>TFL</th><th>YDS</th><th>PD</th><th>FF</th><th>FR</th><th>BLKD</th><th>QBH</th></tr><tr><td>2018</td><td>13</td><td>4</td><td>4</td><td>8</td><td>0.0</td><td>0</td><td>0</td><td>0</td><td>0</td><td>0</td><td>0</td></tr><tr><td>2019</td><td>11</td><td>13</td><td>10</td><td>23</td><td>0.0</td><td>0</td><td>0</td><td>0</td><td>0</td><td>0</td><td>1</td></tr><tr><td>2020</td><td>5</td><td>5</td><td>2</td><td>7</td><td>1.5</td><td>2</td><td>1</td><td>0</td><td>0</td><td>0</td><td>0</td></tr><tr><td>TOTAL</td><td>29</td><td>22</td><td>16</td><td>38</td><td>1.5</td><td>2</td><td>1</td><td>0</td><td>0</td><td>0</td><td>1</td></tr></table>	TACKLES	G	UA	A	TOTAL	TFL	YDS	PD	FF	FR	BLKD	QBH	2018	13	4	4	8	0.0	0	0	0	0	0	0	2019	11	13	10	23	0.0	0	0	0	0	0	1	2020	5	5	2	7	1.5	2	1	0	0	0	0	TOTAL	29	22	16	38	1.5	2	1	0	0
TACKLES	G	UA	A	TOTAL	TFL	YDS	PD	FF	FR	BLKD	QBH																																																		
2018	13	4	4	8	0.0	0	0	0	0	0	0																																																		
2019	11	13	10	23	0.0	0	0	0	0	0	1																																																		
2020	5	5	2	7	1.5	2	1	0	0	0	0																																																		
TOTAL	29	22	16	38	1.5	2	1	0	0	0	1																																																		


ILB		26 • ANFERNEE ORJI • 6-2 • 224 • So. • Rockwall, Texas • Rockwall																																															
		<ul style="list-style-type: none">• Majoring in computer engineering• Team leader in tackles with a career-high 39• Registered his first career forced fumble at Kentucky• Career-high nine tackles in the matchup at Mississippi State• Older brother Alston plays for Vanderbilt• Family is Nigerian American	<table><tr><th>TACKLES</th><th>G</th><th>UA</th><th>A</th><th>TOTAL</th><th>TFL</th><th>YDS</th><th>PD</th><th>FF</th><th>FR</th><th>BLKD</th><th>QBH</th></tr><tr><td>2019</td><td>9</td><td>2</td><td>4</td><td>6</td><td>0.0</td><td>0</td><td>1</td><td>0</td><td>0</td><td>0</td><td>1</td></tr><tr><td>2020</td><td>6</td><td>14</td><td>25</td><td>39</td><td>0.0</td><td>0</td><td>1</td><td>1</td><td>0</td><td>0</td><td>0</td></tr><tr><td>TOTAL</td><td>15</td><td>16</td><td>29</td><td>45</td><td>0.0</td><td>0</td><td>2</td><td>1</td><td>0</td><td>0</td><td>1</td></tr></table>	TACKLES	G	UA	A	TOTAL	TFL	YDS	PD	FF	FR	BLKD	QBH	2019	9	2	4	6	0.0	0	1	0	0	0	1	2020	6	14	25	39	0.0	0	1	1	0	0	0	TOTAL	15	16	29	45	0.0	0	2	1	0
TACKLES	G	UA	A	TOTAL	TFL	YDS	PD	FF	FR	BLKD	QBH																																						
2019	9	2	4	6	0.0	0	1	0	0	0	1																																						
2020	6	14	25	39	0.0	0	1	1	0	0	0																																						
TOTAL	15	16	29	45	0.0	0	2	1	0	0	1																																						


ILB		24 • ALSTON ORJI • 6-2 • 245 • Jr. • Rockwall, Texas • Rockwall																																																											
		<ul style="list-style-type: none">• Majoring in American studies• Three stops in the season opener at No. 10/11 Texas A&M• Played in four games and booked two tackles in 2019• Appeared in 11 contests in 2018 and tallied four tackles• Consensus four-star prospect coming out of high school• Younger brother Anfernee also plays for Vanderbilt	<table><tr><th>TACKLES</th><th>G</th><th>UA</th><th>A</th><th>TOTAL</th><th>TFL</th><th>YDS</th><th>PD</th><th>FF</th><th>FR</th><th>BLKD</th><th>QBH</th></tr><tr><td>2018</td><td>11</td><td>2</td><td>2</td><td>4</td><td>0.0</td><td>0</td><td>0</td><td>0</td><td>0</td><td>0</td><td>0</td></tr><tr><td>2019</td><td>4</td><td>1</td><td>1</td><td>2</td><td>0.0</td><td>0</td><td>0</td><td>0</td><td>0</td><td>0</td><td>0</td></tr><tr><td>2020</td><td>4</td><td>3</td><td>7</td><td>10</td><td>0.0</td><td>0</td><td>0</td><td>0</td><td>0</td><td>0</td><td>1</td></tr><tr><td>TOTAL</td><td>19</td><td>6</td><td>10</td><td>16</td><td>0.0</td><td>0</td><td>0</td><td>0</td><td>0</td><td>0</td><td>1</td></tr></table>	TACKLES	G	UA	A	TOTAL	TFL	YDS	PD	FF	FR	BLKD	QBH	2018	11	2	2	4	0.0	0	0	0	0	0	0	2019	4	1	1	2	0.0	0	0	0	0	0	0	2020	4	3	7	10	0.0	0	0	0	0	0	1	TOTAL	19	6	10	16	0.0	0	0	0	0
TACKLES	G	UA	A	TOTAL	TFL	YDS	PD	FF	FR	BLKD	QBH																																																		
2018	11	2	2	4	0.0	0	0	0	0	0	0																																																		
2019	4	1	1	2	0.0	0	0	0	0	0	0																																																		
2020	4	3	7	10	0.0	0	0	0	0	0	1																																																		
TOTAL	19	6	10	16	0.0	0	0	0	0	0	1																																																		

ILB		50 • ETHAN BARR • 6-3 • 236 • Fr. • Flower Mound, Texas • Marcus																																			
		<ul style="list-style-type: none">• Undecided on major• Personal-best six tackles versus Mississippi State in his first career start• Collegiate debut in the season opener at No. 10/11 Texas A&M• Three-star prospect by 247Sports.com and ESPN.com• Three-year starter for Dallas-Fort Worth metro public power• Two-time defensive captain	<table><tr><th>TACKLES</th><th>G</th><th>UA</th><th>A</th><th>TOTAL</th><th>TFL</th><th>YDS</th><th>PD</th><th>FF</th><th>FR</th><th>BLKD</th><th>QBH</th></tr><tr><td>2020</td><td>6</td><td>6</td><td>9</td><td>15</td><td>0.5</td><td>1</td><td>0</td><td>0</td><td>0</td><td>0</td><td>0</td></tr><tr><td>TOTAL</td><td>6</td><td>6</td><td>9</td><td>15</td><td>0.5</td><td>1</td><td>0</td><td>0</td><td>0</td><td>0</td><td>0</td></tr></table>	TACKLES	G	UA	A	TOTAL	TFL	YDS	PD	FF	FR	BLKD	QBH	2020	6	6	9	15	0.5	1	0	0	0	0	0	TOTAL	6	6	9	15	0.5	1	0	0	0
TACKLES	G	UA	A	TOTAL	TFL	YDS	PD	FF	FR	BLKD	QBH																										
2020	6	6	9	15	0.5	1	0	0	0	0	0																										
TOTAL	6	6	9	15	0.5	1	0	0	0	0	0																										






CB		4 • RANDALL HAYNIE • 6-0 • 185 • Sr. • Ft. Lauderdale, Fla. • Cardinal Gibbons																																																											
		<ul style="list-style-type: none">• Majoring in sociology• Picked off third career pass in the home opener against No. 20/17 LSU• Played in 12 games and booked 18 tackles in 2019• Returned an interception 47 yards for a touchdown against LSU (2019)• Appeared in all 13 games during 2018 campaign• High school teammate of James Bostic III	<table><tr><th>TACKLES</th><th>G</th><th>UA</th><th>A</th><th>TOTAL</th><th>TFL</th><th>YDS</th><th>PD</th><th>FF</th><th>FR</th><th>BLKD</th><th>QBH</th></tr><tr><td>2018</td><td>13</td><td>13</td><td>2</td><td>15</td><td>0.0</td><td>0</td><td>5</td><td>0</td><td>0</td><td>0</td><td>0</td></tr><tr><td>2019</td><td>11</td><td>12</td><td>6</td><td>18</td><td>1.0</td><td>2</td><td>5</td><td>0</td><td>0</td><td>0</td><td>0</td></tr><tr><td>2020</td><td>4</td><td>5</td><td>1</td><td>6</td><td>0.0</td><td>0</td><td>1</td><td>0</td><td>0</td><td>0</td><td>0</td></tr><tr><td>TOTAL</td><td>28</td><td>30</td><td>9</td><td>39</td><td>1.0</td><td>2</td><td>11</td><td>0</td><td>0</td><td>0</td><td>0</td></tr></table>	TACKLES	G	UA	A	TOTAL	TFL	YDS	PD	FF	FR	BLKD	QBH	2018	13	13	2	15	0.0	0	5	0	0	0	0	2019	11	12	6	18	1.0	2	5	0	0	0	0	2020	4	5	1	6	0.0	0	1	0	0	0	0	TOTAL	28	30	9	39	1.0	2	11	0	0
TACKLES	G	UA	A	TOTAL	TFL	YDS	PD	FF	FR	BLKD	QBH																																																		
2018	13	13	2	15	0.0	0	5	0	0	0	0																																																		
2019	11	12	6	18	1.0	2	5	0	0	0	0																																																		
2020	4	5	1	6	0.0	0	1	0	0	0	0																																																		
TOTAL	28	30	9	39	1.0	2	11	0	0	0	0																																																		

CB		6 • GABE JEUDY-LALLY • 6-1 • 180 • So. • Charlotte, N.C. • Ardrey Kell																																															
		<ul style="list-style-type: none">• Majoring in human and organizational development and sociology• Made first career start against Ole Miss• Tallied six tackles in the first two games after not recording any in 2019• Played in four games as a true freshman• Born in New York City• National Honor Society member at Ardrey Kell High School	<table><tr><th>TACKLES</th><th>G</th><th>UA</th><th>A</th><th>TOTAL</th><th>TFL</th><th>YDS</th><th>PD</th><th>FF</th><th>FR</th><th>BLKD</th><th>QBH</th></tr><tr><td>2019</td><td>4</td><td>0</td><td>0</td><td>0</td><td>0.0</td><td>0</td><td>0</td><td>0</td><td>0</td><td>0</td><td>0</td></tr><tr><td>2020</td><td>5</td><td>8</td><td>2</td><td>10</td><td>0.0</td><td>0</td><td>0</td><td>0</td><td>0</td><td>0</td><td>0</td></tr><tr><td>TOTAL</td><td>9</td><td>8</td><td>2</td><td>10</td><td>0.0</td><td>0</td><td>0</td><td>0</td><td>0</td><td>0</td><td>0</td></tr></table>	TACKLES	G	UA	A	TOTAL	TFL	YDS	PD	FF	FR	BLKD	QBH	2019	4	0	0	0	0.0	0	0	0	0	0	0	2020	5	8	2	10	0.0	0	0	0	0	0	0	TOTAL	9	8	2	10	0.0	0	0	0	0
TACKLES	G	UA	A	TOTAL	TFL	YDS	PD	FF	FR	BLKD	QBH																																						
2019	4	0	0	0	0.0	0	0	0	0	0	0																																						
2020	5	8	2	10	0.0	0	0	0	0	0	0																																						
TOTAL	9	8	2	10	0.0	0	0	0	0	0	0																																						

CB		28 • ALLAN GEORGE • 6-1 • 187 • Sr. • Andalusia, Ala. • Andalusia																																																											
		<ul style="list-style-type: none">• Majoring in medicine, health and society• Career-high tying eight tackles at both Mississippi State and Kentucky• Year's first tackle for loss came against South Carolina• Two interceptions for his career• First pick of 2019 ended end-zone possession in win over No. 22 Missouri• Got engaged to Vanderbilt cheerleader Katlyn Richardson in September 2020	<table><tr><th>TACKLES</th><th>G</th><th>UA</th><th>A</th><th>TOTAL</th><th>TFL</th><th>YDS</th><th>PD</th><th>FF</th><th>FR</th><th>BLKD</th><th>QBH</th></tr><tr><td>2018</td><td>12</td><td>25</td><td>8</td><td>33</td><td>3.5</td><td>16</td><td>5</td><td>1</td><td>0</td><td>0</td><td>0</td></tr><tr><td>2019</td><td>12</td><td>25</td><td>13</td><td>38</td><td>3.0</td><td>8</td><td>6</td><td>0</td><td>1</td><td>0</td><td>0</td></tr><tr><td>2020</td><td>6</td><td>20</td><td>8</td><td>28</td><td>2.5</td><td>3</td><td>0</td><td>0</td><td>0</td><td>0</td><td>0</td></tr><tr><td>TOTAL</td><td>30</td><td>70</td><td>29</td><td>99</td><td>9.0</td><td>27</td><td>11</td><td>1</td><td>1</td><td>0</td><td>0</td></tr></table>	TACKLES	G	UA	A	TOTAL	TFL	YDS	PD	FF	FR	BLKD	QBH	2018	12	25	8	33	3.5	16	5	1	0	0	0	2019	12	25	13	38	3.0	8	6	0	1	0	0	2020	6	20	8	28	2.5	3	0	0	0	0	0	TOTAL	30	70	29	99	9.0	27	11	1	1
TACKLES	G	UA	A	TOTAL	TFL	YDS	PD	FF	FR	BLKD	QBH																																																		
2018	12	25	8	33	3.5	16	5	1	0	0	0																																																		
2019	12	25	13	38	3.0	8	6	0	1	0	0																																																		
2020	6	20	8	28	2.5	3	0	0	0	0	0																																																		
TOTAL	30	70	29	99	9.0	27	11	1	1	0	0																																																		

CB		23 • JAYLEN MAHONEY • 5-11 • 185 • So. • Rock Hill, S.C. • South Pointe																																															
		<ul style="list-style-type: none">• Majoring in human and organizational development• Second on the team in total tackles• Career-high tying 10 stops against both South Carolina and Mississippi State• Personal-best 2.0 tackles for loss against South Carolina• Recovered second career fumble at No. 10/11 Texas A&M• First career interception at Tennessee in 2019	<table><tr><th>TACKLES</th><th>G</th><th>UA</th><th>A</th><th>TOTAL</th><th>TFL</th><th>YDS</th><th>PD</th><th>FF</th><th>FR</th><th>BLKD</th><th>QBH</th></tr><tr><td>2019</td><td>12</td><td>10</td><td>13</td><td>23</td><td>1.5</td><td>11</td><td>3</td><td>0</td><td>1</td><td>0</td><td>0</td></tr><tr><td>2020</td><td>5</td><td>20</td><td>17</td><td>37</td><td>2.0</td><td>6</td><td>2</td><td>0</td><td>1</td><td>0</td><td>0</td></tr><tr><td>TOTAL</td><td>17</td><td>30</td><td>30</td><td>60</td><td>3.5</td><td>17</td><td>5</td><td>0</td><td>2</td><td>0</td><td>0</td></tr></table>	TACKLES	G	UA	A	TOTAL	TFL	YDS	PD	FF	FR	BLKD	QBH	2019	12	10	13	23	1.5	11	3	0	1	0	0	2020	5	20	17	37	2.0	6	2	0	1	0	0	TOTAL	17	30	30	60	3.5	17	5	0	2
TACKLES	G	UA	A	TOTAL	TFL	YDS	PD	FF	FR	BLKD	QBH																																						
2019	12	10	13	23	1.5	11	3	0	1	0	0																																						
2020	5	20	17	37	2.0	6	2	0	1	0	0																																						
TOTAL	17	30	30	60	3.5	17	5	0	2	0	0																																						

Student-Athlete Profiles

CB		15 • ELIJAH HAMILTON • 6-2 • 205 • 5th • Roswell, Ga. • Blessed Trinity Catholic <ul style="list-style-type: none">• Majoring in medicine, health and society• Started first career game at Kentucky• Year-high three tackles at Kentucky• Played in 12 games in 2019, recording four tackles against East Tennessee• Father, Ruffin, enjoyed six-year career in the NFL• Away from football, enjoys music and playing the drums	<table><tr><th>TACKLES</th><th>G</th><th>UA</th><th>A</th><th>TOTAL</th><th>TFL</th><th>YDS</th><th>PD</th><th>FF</th><th>FR</th><th>BLKD</th><th>QBH</th></tr><tr><td>2017</td><td>7</td><td>0</td><td>0</td><td>0</td><td>0.0</td><td>0</td><td>0</td><td>0</td><td>0</td><td>0</td><td>0</td></tr><tr><td>2018</td><td>13</td><td>2</td><td>0</td><td>2</td><td>0.0</td><td>0</td><td>0</td><td>0</td><td>0</td><td>0</td><td>0</td></tr><tr><td>2019</td><td>12</td><td>8</td><td>4</td><td>12</td><td>0.0</td><td>0</td><td>0</td><td>0</td><td>0</td><td>0</td><td>0</td></tr><tr><td>2020</td><td>6</td><td>5</td><td>1</td><td>6</td><td>0.0</td><td>0</td><td>1</td><td>0</td><td>0</td><td>0</td><td>0</td></tr><tr><td>TOTAL</td><td>38</td><td>15</td><td>5</td><td>20</td><td>0.0</td><td>0</td><td>1</td><td>0</td><td>0</td><td>0</td><td>0</td></tr></table>												TACKLES	G	UA	A	TOTAL	TFL	YDS	PD	FF	FR	BLKD	QBH	2017	7	0	0	0	0.0	0	0	0	0	0	0	2018	13	2	0	2	0.0	0	0	0	0	0	0	2019	12	8	4	12	0.0	0	0	0	0	0	0	2020	6	5	1	6	0.0	0	1	0	0	0	0	TOTAL	38	15	5	20	0.0	0	1	0	0	0	0
			TACKLES	G	UA	A	TOTAL	TFL	YDS	PD	FF	FR	BLKD	QBH																																																																								
2017	7	0	0	0	0.0	0	0	0	0	0	0																																																																											
2018	13	2	0	2	0.0	0	0	0	0	0	0																																																																											
2019	12	8	4	12	0.0	0	0	0	0	0	0																																																																											
2020	6	5	1	6	0.0	0	1	0	0	0	0																																																																											
TOTAL	38	15	5	20	0.0	0	1	0	0	0	0																																																																											
S		33 • DASHAUN JERKINS • 6-0 • 190 • Jr. • Woodbridge, Va. • Woodbridge <ul style="list-style-type: none">• Majoring in medicine, health and society• Registered 31 tackles, third on the team• First career forced fumble at No. 10/11 Texas A&M• Played in 11 games and earned nine starts in 2019• 14 tackles and a fumble recovery versus No. 3/3 Georgia (2019) in first career start• At least three tackles in all nine starts in 2019	<table><tr><th>TACKLES</th><th>G</th><th>UA</th><th>A</th><th>TOTAL</th><th>TFL</th><th>YDS</th><th>PD</th><th>FF</th><th>FR</th><th>BLKD</th><th>QBH</th></tr><tr><td>2018</td><td>2</td><td>0</td><td>0</td><td>0</td><td>0.0</td><td>0</td><td>0</td><td>0</td><td>0</td><td>0</td><td>0</td></tr><tr><td>2019</td><td>11</td><td>34</td><td>24</td><td>58</td><td>0.5</td><td>0</td><td>2</td><td>0</td><td>1</td><td>0</td><td>0</td></tr><tr><td>2020</td><td>5</td><td>12</td><td>19</td><td>31</td><td>0.0</td><td>0</td><td>2</td><td>1</td><td>1</td><td>0</td><td>0</td></tr><tr><td>TOTAL</td><td>18</td><td>46</td><td>43</td><td>89</td><td>0.5</td><td>0</td><td>4</td><td>1</td><td>2</td><td>0</td><td>0</td></tr></table>												TACKLES	G	UA	A	TOTAL	TFL	YDS	PD	FF	FR	BLKD	QBH	2018	2	0	0	0	0.0	0	0	0	0	0	0	2019	11	34	24	58	0.5	0	2	0	1	0	0	2020	5	12	19	31	0.0	0	2	1	1	0	0	TOTAL	18	46	43	89	0.5	0	4	1	2	0	0												
			TACKLES	G	UA	A	TOTAL	TFL	YDS	PD	FF	FR	BLKD	QBH																																																																								
2018	2	0	0	0	0.0	0	0	0	0	0	0																																																																											
2019	11	34	24	58	0.5	0	2	0	1	0	0																																																																											
2020	5	12	19	31	0.0	0	2	1	1	0	0																																																																											
TOTAL	18	46	43	89	0.5	0	4	1	2	0	0																																																																											
S		13 • BRENDON HARRIS • 6-1 • 212 • Jr. • Chattanooga, Tenn. • Baylor <ul style="list-style-type: none">• Majoring in medicine, health and society• Career-high 10 tackles at Mississippi State• Forced first career fumble against South Carolina• Appeared in 11 games and started three in 2019• Finished fourth on the team in total tackles (51) and solo stops (32)• Born and raised in Chattanooga, Tenn.	<table><tr><th>TACKLES</th><th>G</th><th>UA</th><th>A</th><th>TOTAL</th><th>TFL</th><th>YDS</th><th>PD</th><th>FF</th><th>FR</th><th>BLKD</th><th>QBH</th></tr><tr><td>2019</td><td>10</td><td>32</td><td>19</td><td>51</td><td>1.0</td><td>1</td><td>2</td><td>0</td><td>0</td><td>0</td><td>0</td></tr><tr><td>2020</td><td>4</td><td>11</td><td>13</td><td>24</td><td>1.0</td><td>1</td><td>2</td><td>1</td><td>0</td><td>0</td><td>0</td></tr><tr><td>TOTAL</td><td>18</td><td>44</td><td>32</td><td>76</td><td>2.0</td><td>2</td><td>4</td><td>1</td><td>0</td><td>0</td><td>0</td></tr></table>												TACKLES	G	UA	A	TOTAL	TFL	YDS	PD	FF	FR	BLKD	QBH	2019	10	32	19	51	1.0	1	2	0	0	0	0	2020	4	11	13	24	1.0	1	2	1	0	0	0	TOTAL	18	44	32	76	2.0	2	4	1	0	0	0																								
			TACKLES	G	UA	A	TOTAL	TFL	YDS	PD	FF	FR	BLKD	QBH																																																																								
2019	10	32	19	51	1.0	1	2	0	0	0	0																																																																											
2020	4	11	13	24	1.0	1	2	1	0	0	0																																																																											
TOTAL	18	44	32	76	2.0	2	4	1	0	0	0																																																																											
S		11 • JUSTIN HARRIS • 6-1 • 194 • So. • Attalla, Ala. • Etowah <ul style="list-style-type: none">• Undecided on major• Made first collegiate start against No. 20/17 LSU• Played in four games as a true freshman in 2019• As reserve safety and special teams contributor, saw action in four contests• Father, Eddie, played football at Jacksonville State and Delta State• Served as the student government vice president at Etowah	<table><tr><th>TACKLES</th><th>G</th><th>UA</th><th>A</th><th>TOTAL</th><th>TFL</th><th>YDS</th><th>PD</th><th>FF</th><th>FR</th><th>BLKD</th><th>QBH</th></tr><tr><td>2019</td><td>4</td><td>0</td><td>0</td><td>0</td><td>0.0</td><td>0</td><td>0</td><td>0</td><td>0</td><td>0</td><td>0</td></tr><tr><td>2020</td><td>6</td><td>1</td><td>5</td><td>6</td><td>0.0</td><td>0</td><td>1</td><td>0</td><td>0</td><td>0</td><td>0</td></tr><tr><td>TOTAL</td><td>10</td><td>1</td><td>5</td><td>6</td><td>0.0</td><td>0</td><td>1</td><td>0</td><td>0</td><td>0</td><td>0</td></tr></table>												TACKLES	G	UA	A	TOTAL	TFL	YDS	PD	FF	FR	BLKD	QBH	2019	4	0	0	0	0.0	0	0	0	0	0	0	2020	6	1	5	6	0.0	0	1	0	0	0	0	TOTAL	10	1	5	6	0.0	0	1	0	0	0	0																								
			TACKLES	G	UA	A	TOTAL	TFL	YDS	PD	FF	FR	BLKD	QBH																																																																								
2019	4	0	0	0	0.0	0	0	0	0	0	0																																																																											
2020	6	1	5	6	0.0	0	1	0	0	0	0																																																																											
TOTAL	10	1	5	6	0.0	0	1	0	0	0	0																																																																											
S		14 • MAX WORSHIP • 6-1 • 206 • Jr. • Fort Lauderdale, Fla. • Cardinal Gibbons <ul style="list-style-type: none">• Undecided on a major• Booked career-high eight tackles versus Ole Miss• Registered seven stops against South Carolina in first career start• 14 tackles with a year-best four against LSU in 2019• Sister, Domonique, serves as an attorney for the NBA• Mother, Victoria, named one of South Florida's most influential black women in business and industry in 2017	<table><tr><th>TACKLES</th><th>G</th><th>UA</th><th>A</th><th>TOTAL</th><th>TFL</th><th>YDS</th><th>PD</th><th>FF</th><th>FR</th><th>BLKD</th><th>QBH</th></tr><tr><td>2018</td><td>13</td><td>3</td><td>4</td><td>7</td><td>0.0</td><td>0</td><td>0</td><td>0</td><td>0</td><td>0</td><td>0</td></tr><tr><td>2019</td><td>9</td><td>8</td><td>6</td><td>14</td><td>0.0</td><td>0</td><td>0</td><td>0</td><td>0</td><td>0</td><td>0</td></tr><tr><td>2020</td><td>5</td><td>7</td><td>14</td><td>21</td><td>0.5</td><td>0</td><td>2</td><td>0</td><td>0</td><td>0</td><td>2</td></tr><tr><td>TOTAL</td><td>27</td><td>18</td><td>24</td><td>32</td><td>0.5</td><td>0</td><td>2</td><td>0</td><td>0</td><td>0</td><td>2</td></tr></table>												TACKLES	G	UA	A	TOTAL	TFL	YDS	PD	FF	FR	BLKD	QBH	2018	13	3	4	7	0.0	0	0	0	0	0	0	2019	9	8	6	14	0.0	0	0	0	0	0	0	2020	5	7	14	21	0.5	0	2	0	0	0	2	TOTAL	27	18	24	32	0.5	0	2	0	0	0	2												
			TACKLES	G	UA	A	TOTAL	TFL	YDS	PD	FF	FR	BLKD	QBH																																																																								
2018	13	3	4	7	0.0	0	0	0	0	0	0																																																																											
2019	9	8	6	14	0.0	0	0	0	0	0	0																																																																											
2020	5	7	14	21	0.5	0	2	0	0	0	2																																																																											
TOTAL	27	18	24	32	0.5	0	2	0	0	0	2																																																																											
K		37 • PIERSON COOKE • 6-0 • 194 • Jr. • Bloomfield Hills, Mich. • Cranbrook-Kingswood <ul style="list-style-type: none">• Majoring in political science• Primary kickoff specialist and has handled some place kicks• Career-long 41-yard field goal at Mississippi State• Connected on his first career field goal attempt from 33 yards• Appeared in nine games as a kickoff specialist in 2019• Kicked off 29 times for 1,816 yards (62.6 yards/kickoff)	<table><tr><th>FIELD GOALS</th><th>G</th><th>FGM-FGA</th><th>%</th><th>1-29</th><th>30-39</th><th>40-49</th><th>50+</th><th>LG</th><th>PAT</th></tr><tr><td>2020</td><td>6</td><td>2-6</td><td>33.3</td><td>0-2</td><td>1-1</td><td>1-2</td><td>0-1</td><td>41</td><td>7-7</td></tr><tr><td>TOTAL</td><td>6</td><td>2-6</td><td>33.3</td><td>0-2</td><td>1-1</td><td>1-2</td><td>0-1</td><td>41</td><td>7-7</td></tr></table>										FIELD GOALS	G	FGM-FGA	%	1-29	30-39	40-49	50+	LG	PAT	2020	6	2-6	33.3	0-2	1-1	1-2	0-1	41	7-7	TOTAL	6	2-6	33.3	0-2	1-1	1-2	0-1	41	7-7																																												
			FIELD GOALS	G	FGM-FGA	%	1-29	30-39	40-49	50+	LG	PAT																																																																										
2020	6	2-6	33.3	0-2	1-1	1-2	0-1	41	7-7																																																																													
TOTAL	6	2-6	33.3	0-2	1-1	1-2	0-1	41	7-7																																																																													
K		47 • WES FARLEY • 6-1 • 185 • Jr. • New Canaan, Conn. • New Canaan <ul style="list-style-type: none">• Working toward double major of economics and human and organizational development• Made Vanderbilt debut against Ole Miss in 2020• Converted all three PATs in debut, and is 6-for-6 on the season• Appearance versus the Rebels was first career football game• Soccer prep standout for New Canaan• One of five siblings; born as a triplet with sisters Anne and Eliva	<table><tr><th>FIELD GOALS</th><th>G</th><th>FGM-FGA</th><th>%</th><th>1-29</th><th>30-39</th><th>40-49</th><th>50+</th><th>LG</th><th>PAT</th></tr><tr><td>2020</td><td>3</td><td>0-0</td><td>.000</td><td>0-0</td><td>0-0</td><td>0-0</td><td>0-0</td><td>-</td><td>6-6</td></tr><tr><td>TOTAL</td><td>3</td><td>0-0</td><td>.000</td><td>0-0</td><td>0-0</td><td>0-0</td><td>0-0</td><td>-</td><td>6-6</td></tr></table>										FIELD GOALS	G	FGM-FGA	%	1-29	30-39	40-49	50+	LG	PAT	2020	3	0-0	.000	0-0	0-0	0-0	0-0	-	6-6	TOTAL	3	0-0	.000	0-0	0-0	0-0	0-0	-	6-6																																												
			FIELD GOALS	G	FGM-FGA	%	1-29	30-39	40-49	50+	LG	PAT																																																																										
2020	3	0-0	.000	0-0	0-0	0-0	0-0	-	6-6																																																																													
TOTAL	3	0-0	.000	0-0	0-0	0-0	0-0	-	6-6																																																																													
P		95 • HARRISON SMITH • 5-10 • 188 • Jr. • Franklin, Tenn. • Brentwood Academy <ul style="list-style-type: none">• Majoring in biological sciences, and classical and Mediterranean studies• Averaging 42.0 yards a kick in 2020 with seven downed inside the opponent 20-yard line• Punted in all 12 games in 2019 and averaged 43.0 yards/punt• Class salutatorian• Lettered in football, wrestling, tennis and track and field at Brentwood• Played with current Commodores Cam Johnson, Gavin Schoenwald and Nate Clifton at Brentwood Academy	<table><tr><th>PUNTING</th><th>G</th><th>NO</th><th>YARDS</th><th>AVG.</th><th>LONG</th><th>I-20</th><th>50+</th></tr><tr><td>2019</td><td>12</td><td>77</td><td>3,313</td><td>43.0</td><td>66</td><td>31</td><td>16</td></tr><tr><td>2020</td><td>5</td><td>24</td><td>1,009</td><td>42.0</td><td>56</td><td>7</td><td>8</td></tr><tr><td>TOTAL</td><td>17</td><td>101</td><td>4,322</td><td>42.8</td><td>66</td><td>38</td><td>24</td></tr></table>								PUNTING	G	NO	YARDS	AVG.	LONG	I-20	50+	2019	12	77	3,313	43.0	66	31	16	2020	5	24	1,009	42.0	56	7	8	TOTAL	17	101	4,322	42.8	66	38	24																																												
			PUNTING	G	NO	YARDS	AVG.	LONG	I-20	50+																																																																												
2019	12	77	3,313	43.0	66	31	16																																																																															
2020	5	24	1,009	42.0	56	7	8																																																																															
TOTAL	17	101	4,322	42.8	66	38	24																																																																															
P		36 • JARED WHEATLEY • 6-1 • 190 • So. • Indian Trail, N.C. • Porter Ridge <ul style="list-style-type: none">• Undecided on major• Made debut against Ole Miss, punting five times for 33.2 yards/punt• Downed four balls inside the Rebel 20-yard line• Long punt covered 55 yards versus Ole Miss• 2018 South Charlotte Punter of the Year• Away from football, enjoys fishing, golfing, snow skiing and hiking	<table><tr><th>PUNTING</th><th>G</th><th>NO</th><th>YARDS</th><th>AVG.</th><th>LONG</th><th>I-20</th><th>50+</th></tr><tr><td>2020</td><td>1</td><td>5</td><td>166</td><td>33.2</td><td>55</td><td>4</td><td>1</td></tr><tr><td>TOTAL</td><td>1</td><td>5</td><td>166</td><td>33.2</td><td>55</td><td>4</td><td>1</td></tr></table>								PUNTING	G	NO	YARDS	AVG.	LONG	I-20	50+	2020	1	5	166	33.2	55	4	1	TOTAL	1	5	166	33.2	55	4	1																																																				
			PUNTING	G	NO	YARDS	AVG.	LONG	I-20	50+																																																																												
2020	1	5	166	33.2	55	4	1																																																																															
TOTAL	1	5	166	33.2	55	4	1																																																																															

Coaching Staff



Derek Mason • Head Coach

- Northern Arizona '93
- Became the 28th head coach in Vanderbilt history on Jan. 14, 2014
- 27-53 overall record: Sixth on all-time wins list by Vanderbilt head coach
- Signed renewed contract after conclusion of 2018 season
- Has coached at schools in eight intercollegiate conferences, ranging from the Big Sky and Pac-12 in the west, Patriot League in northeast, the MAC in middle America and SEC in southeast.
- First Vanderbilt coach since 1923-24, 1926 to defeat Tennessee three consecutive years
- 8-1 in last eight games against Tennessee opponents (3-1 vs. Tennessee, 3-0 vs. Middle Tennessee, 2-0 vs. Tenn State)
- Over last three years, teams are 7-7 in September, after going 4-9 in September during first three years
- Needs two wins to tie for fourth on the program's all-time coaching wins chart
- Has mentored several outstanding defensive players, including cornerbacks Richard Sherman and Joejuan Williams, and linebackers Trent Murphy, Shayne Shov, Zach Cunningham and Oren Burks
- Fourth Vanderbilt head coach in last 50 years to enjoy six-year tenures, joining Bobby Johnson, George MacIntyre and Bill Pace
- As Stanford assistant and Willie Shaw Director of Defense from 2010-13, helped Cardinal to 45-8 overall record, back-to-back Rose Bowl appearances (2012-13), Orange Bowl (2010) and Fiesta Bowl (2011)
- Mason's Stanford defense were regarded among the most punishing in the NCAA, and were recognized by their outstanding play against the run and success against spread offenses
- 2012 Broyles Award finalist. Award is presented annually to the nation's top assistant coach
- Hired by Jim Harbaugh to join Stanford defensive staff away from Minnesota Vikings in NFL
- Known as brilliant defensive strategist, Mason started his collegiate coaching career as an offensive assistant
- Four-year letter winner as defensive back at Northern Arizona (1989-92)
- Born Sept. 29, 1969, and raised in Phoenix, Arizona

Season	Overall • SEC	Postseason	Notes
2020	0-6 • 0-6	--	Defense limited No. 10/11 Texas A&M to 17 points in season opener
2019	3-9 • 1-7	--	Earned third victory over AP Top 25 opponent when Commodores defeated No. 22 Missouri (Oct. 19)
2018	6-7 • 3-5	Texas Bowl vs. Baylor (L, 38-45)	Became second head coach to lead Commodores to two bowl games
2017	5-7 • 1-7	--	Opened with early-season win over ranked-Kansas State, closed with win over Tennessee
2016	6-7 • 3-5	Independence Bowl vs. N.C. State (L, 17-41)	Closed regular season with impressive, back-to-back victories over Ole Miss, Tennessee
2015	4-8 • 2-6	--	Earned first victories against SEC opponent with home wins over Missouri and Kentucky
2014	3-9 • 0-8	--	Mason's initial squad was 3-1 in nonconference play



Ted Roof • Defensive Coordinator • Inside Linebackers

- First season at Vanderbilt
- 33rd season overall
- Georgia Tech '87
- Hails from Lawrenceville, Ga.
- Twin sons both play college football with T.D. a linebacker at Appalachian State and Michael a quarterback at Charlotte



Todd Fitch • Offensive Coordinator • Quarterbacks

- First season at Vanderbilt
- 36th season overall with 16 postseason appearances
- Ohio Wesleyan '86
- Hails from Ohio and was a three-year starter at defensive back for Ohio Wesleyan.
- Mentors include Don Nehlen, Earle Bruce, Lou Holtz



Aaron Henry • Cornerbacks

- First season at Vanderbilt
- Seventh season overall
- Wisconsin '11
- Hails from Immokalee, Fla.
- Coached with Ted Roof at NC State in 2018



Tim Horton • Running Backs

- Second season at Vanderbilt
- 30th season overall
- Arkansas '90
- Hails from Conway, Ark.
- Coached several SEC standout RBs, including Tre Mason, Kerryon Johnson, Darren McFadden and Felix Jones



Jovan Haye • Defensive Line

- Second season at Vanderbilt
- Third season overall
- Vanderbilt '07
- Hails from Mandeville, Jamaica
- Vanderbilt's 2019 SEC Football Legend



Tony Ball • Wide Receivers

- First season at Vanderbilt
- 11th season overall
- Chattanooga '83
- Hails from Chattanooga, Tenn.
- Inducted into Chattanooga's Athletics Hall of Fame in 2006 and was named to the school's All-Century Team in 2003



Marc Mattioli • Defensive Secondary

- Sixth season at Vanderbilt
- 10th season overall
- Rhodes College '09
- Hails from Roswell, Ga.
- Served as defensive graduate assistant at Stanford under Derek Mason



Pete Rossomando • Offensive Line

- First season at Vanderbilt
- 17th season overall
- Boston '94
- Hails from Staten Island, N.Y.
- 2012 Liberty Mutual NCAA Division II National Coach of the Year at Central Connecticut



Kenechi Udezue • Outside Linebackers

- First season at Vanderbilt
- Fifth season overall
- Southern California '10
- Hails from Los Angeles
- Won a championship as a player at USC in 2003 and as a defensive analyst at LSU in 2019



Devin Fitzsimmons • Special Teams Coordinator • Tight Ends

- Second season at Vanderbilt
- 15th season overall
- Bucknell '05
- Hails from Folsom, La.
- Played for Bucknell squad that included Derek Mason on coaching staff

2020 Statistics

	Overall	Home	Away	Neutral	
Overall	0-6-0	0-3-0	0-3-0	0-0-0	
Conference	0-6-0	0-3-0	0-3-0	0-0-0	
Nonconference					
	Vanderbilt		Opponents		
SCORING	99		215		
Points Per Game	16.5		35.8		
Points Off Turnovers	14		28		
FIRST DOWNS	132		135		
Rushing	50		58		
Passing	67		68		
Penalty	15		9		
RUSHING YARDAGE	758		1111		
Yards gained rushing	899		1223		
Yards lost rushing	141		112		
Rushing Attempts	229		186		
Average Per Rush	3.3		6.0		
Average Per Game	126.3		185.2		
TDs Rushing	4		13		
PASSING YARDAGE	1318		1547		
Comp-Att-Int	133-203-9		139-192-1		
Average Per Pass	6.5		8.1		
Average Per Catch	9.9		11.1		
Average Per Game	219.7		257.8		
TDs Passing	9		15		
TOTAL OFFENSE	2076		2658		
Total Plays	432		378		
Average Per Play	4.8		7.0		
Average Per Game	346.0		443.0		
KICK RETURNS: #-Yards	14-317		8-174		
PUNT RETURNS: #-Yards	5-46		11-172		
INT RETURNS: #-Yards	1-2		9-132		
KICK RETURN AVERAGE	22.6		21.8		
PUNT RETURN AVERAGE	9.2		15.6		
INT RETURN AVERAGE	2.0		14.7		
FUMBLES-LOST	9-5		8-5		
PENALTIES-Yards	28-232		42-356		
Average Per Game	38.7		59.3		
PUNTS-Yards	29-1175		18-817		
Average Per Punt	40.5		45.4		
Net punt average	33.9		41.7		
KICKOFFS-Yards	19-1157		41-2449		
Average Per Kick	60.9		59.7		
Net kick average	39.9		39.8		
TIME OF POSSESSION/Game	31:21		28:39		
3RD-DOWN Conversions	42/91		27/66		
3rd-Down Pct	46%		41%		
4TH-DOWN Conversions	7/12		4/5		
4th-Down Pct	58%		80%		
SACKS BY-Yards	8-48		11-67		
MISC YARDS	0		0		
TOUCHDOWNS SCORED	13		28		
FIELD GOALS-ATTEMPTS	2-6		7-9		
ON-SIDE KICKS	0-2		0-0		
RED-ZONE SCORES	(10-16) 63%		(20-22) 91%		
RED-ZONE TOUCHDOWNS	(9-16) 56%		(15-22) 68%		
PAT-ATTEMPTS	(13-13) 100%		(24-26) 92%		
ATTENDANCE	4128		48961		
Games/Avg Per Game	3/1376		3/16320		
Neutral Site Games	—		0/0		
SCORE BY QUARTERS	1st	2nd	3rd	4th	Total
Vanderbilt	3	37	38	31	99
Opponents	66	46	65	38	215

RUSHING	GP	Att	Gain	Loss	Net	Avg	TD	Long	Avg/G
Keyon Henry-Brooks	4	85	383	9	374	4.4	2	27	93.5
Ja'Veon Marlow	2	33	153	5	148	4.5	0	22	74.0
Jamauri Wakefield	4	38	144	21	123	3.2	0	15	30.8
Rocko Griffin Jr.	5	27	65	8	57	2.1	0	7	11.4
Mitchell Pryor	6	6	48	0	48	8.0	1	15	8.0
Jayden Harrison	6	1	16	0	16	16.0	0	16	2.7
Mike Wright	4	10	34	23	11	1.1	1	11	2.8
Dashaun Jerkins	5	1	7	0	7	7.0	0	7	1.4
Elijah Hamilton	6	1	3	0	3	3.0	0	3	0.5
Tyrell Alexander	6	1	0	6	-6	-6.0	0	0	-1.0
Ken Seals	6	26	46	69	-23	-0.9	0	8	-3.8
Total	6	229	899	141	758	3.3	4	27	126.3
Opponents	6	186	1223	112	1111	6.0	13	88	185.2

PASSING	G	Effic	Cmp-Att-Int	Pct	Yds	TD	Lng	Avg/G
Ken Seals	6	127.5	131-196-8	66.8	1291	8	48	215.2
Mike Wright	4	139.2	2-4-1	50.0	27	1	25	6.8
TEAM	4	0.0	0-3-0	0.0	0	0	0	0.0
Total	6	125.8	133-203-9	65.5	1318	9	48	219.7
Opponents	6	164.8	139-192-1	72.4	1547	15	51	257.8

RECEIVING	G	No.	Yds	Avg	TD	Long	Avg/G
Cam Johnson	6	37	355	9.6	2	40	59.2
Keyon Henry-Brooks	4	22	215	9.8	0	48	53.8
Ben Bresnahan	6	21	217	10.3	3	43	36.2
Amir Abdur-Rahman	6	18	260	14.4	1	33	43.3
Chris Pierce Jr.	6	16	204	12.8	3	34	34.0
Jayden Harrison	6	6	12	2.0	0	25	2.0
Jamauri Wakefield	4	5	16	3.2	0	7	4.0
Tyrell Alexander	6	2	11	5.5	0	6	1.8
Ja'Veon Marlow	2	2	4	2.0	0	5	2.0
Mitchell Pryor	6	1	12	12.0	0	12	2.0
James Bostic III	4	1	12	12.0	0	12	3.0
Rocko Griffin Jr.	5	1	3	3.0	0	3	0.6
Justin Ball	6	1	-3	-3.0	0	0	-0.5
Total	6	133	1318	9.9	9	48	219.7
Opponents	6	139	1547	11.1	15	51	257.8

PUNT RETURNS	No.	Yds	Avg	TD	Long
Cam Johnson	5	46	9.2	0	21
Total	5	46	9.2	0	21
Opponents	11	172	15.6	0	48

KICK RETURNS	No.	Yds	Avg	TD	Long
Jayden Harrison	7	141	20.1	0	27
Donovan Kaufman	5	137	27.4	0	58
Elijah Hamilton	1	17	17.0	0	17
Cam Johnson	1	22	22.0	0	22
Total	14	317	22.6	0	58
Opponents	8	174	21.8	0	33

2020 Statistics

INTERCEPTIONS

Randall Haynie	1	2	2.0	0	2
Total	1	2	2.0	0	2
Opponents	9	132	14.7	0	35

FUMBLE RETURNS

Dashaun Jerkins	1	8	8.0	0	8
Andre Mintze	1	6	6.0	0	6
Total	2	14	7.0	0	8
Opponents	1	7	7.0	0	7

PUNTING

Harrison Smith	24	1009	42.0	56	1	9	7	9	0
Jared Wheatley	5	166	33.2	55	0	1	4	1	0
Total	29	1175	40.5	56	1	10	11	10	0
Opponents	18	817	45.4	63	1	7	9	6	0

FIELD GOALS

Pierson Cooke	2-6	33.3	0-0	0-2	1-1	1-2	0-1	41	0
Total	2-6	33.3	0-0	0-2	1-1	1-2	0-1	41	0
Opponents	7-9	77.8	0-0	3-3	1-1	2-3	1-2	53	0

Field Goal Sequence

Texas A&M	(33),45	(24)
LSU	22	(53),(31)
South Carolina	29	(42),53,(40)
Ole Miss	-	42
Mississippi State	50, (41)	(25)
Kentucky	-	(28)

----- PATs -----

SCORING

TDs	FGs	Kick	Rush	Rec	Pass	DXP	Saf	Points
Chris Pierce Jr.	3	0-0	0-0	0-0	0	0-0	0	18
Ben Bresnahan	3	0-0	0-0	0-0	0	0-0	0	18
Pierson Cooke	0	2-6	7-7	0-0	0	0-0	0	13
Keyon Henry-Brooks	2	0-0	0-0	0-0	0	0-0	0	12
Cam Johnson	2	0-0	0-0	0-0	0	0-0	0	12
Wes Farley	0	0-0	6-6	0-0	0	0-0	0	6
Amir Abdur-Rahman	1	0-0	0-0	0-0	0	0-0	0	6
Mitchell Pryor	1	0-0	0-0	0-0	0	0-0	0	6
Mike Wright	1	0-0	0-0	0-0	0	0-0	0	6
TEAM	0	0-0	0-0	0-0	0	0-0	0	2
Total	13	2-6	13-13	0-0	0	0-0	1	99
Opponents	28	7-9	24-26	1-1	0	0-1	0	215

TOTAL OFFENSE

Ken Seals	6	222	-23	1291	1268	211.3
Keyon Henry-Brooks	4	85	374	0	374	93.5
Ja'Veon Marlow	2	33	148	0	148	74.0
Jamauri Wakefield	4	38	123	0	123	30.8
Rocko Griffin Jr.	5	27	57	0	57	11.4
Mitchell Pryor	6	6	48	0	48	8.0
Mike Wright	4	14	11	27	38	9.5
Jayden Harrison	6	1	16	0	16	2.7
Dashaun Jerkins	5	1	7	0	7	1.4
Elijah Hamilton	6	1	3	0	3	0.5
Tyrell Alexander	6	1	-6	0	-6	-1.0
Total	6	432	758	1318	2076	346.0
Opponents	6	378	1111	1547	2658	443.0

ALL-PURPOSE

Keyon Henry-Brooks	4	374	215	0	0	0	589	147.2
Cam Johnson	6	0	355	46	22	0	423	70.5
Amir Abdur-Rahman	6	0	260	0	0	0	260	43.3
Ben Bresnahan	6	0	217	0	0	0	217	36.2
Chris Pierce Jr.	6	0	204	0	0	0	204	34.0
Jayden Harrison	6	16	12	0	141	0	169	28.2
Ja'Veon Marlow	2	148	4	0	0	0	152	76.0
Jamauri Wakefield	4	123	16	0	0	0	139	34.8
Donovan Kaufman	2	0	0	0	137	0	137	68.5
Mitchell Pryor	6	48	12	0	0	0	60	10.0
Rocko Griffin Jr.	5	57	3	0	0	0	60	12.0
Elijah Hamilton	6	3	0	0	17	0	20	3.3
James Bostic III	4	0	12	0	0	0	12	3.0
Mike Wright	4	11	0	0	0	0	11	2.8
Dashaun Jerkins	5	7	0	0	0	0	7	1.4
Tyrell Alexander	6	-6	11	0	0	0	5	0.8
Randall Haynie	4	0	0	0	0	2	2	0.5
Justin Ball	6	0	-3	0	0	0	-3	-0.5
Ken Seals	6	-23	0	0	0	0	-23	-3.8
Total	6	758	1318	46	317	2	2441	406.8
Opponents	6	1111	1547	172	174	132	3136	522.7

2020 Statistics

No.	Student-Athlete	GP	Solo	Ast	Total	TFL-Yds	Sacks-Yds	Int-Yds	Pass Breakups	QBH	Fumbles Rec-Yds	FF	Blocked Kicks	Safety
26	Anfernee Orji	6	14	25	39	.	.	.	1	.	.	1	.	.
23	Jaylen Mahoney	5	20	17	37	2.0-6	.	.	2	.	1-0	.	.	.
33	Dashaun Jerkins	5	12	19	31	.	.	.	2	.	1-8	1	.	.
7	Dimitri Moore	5	13	16	29	0.5-1
28	Allan George	6	20	8	28	2.5-3
10	Dayo Odeyingbo	6	11	13	24	5.0-20	3.5-17	.	1	7
13	Brendon Harris	4	11	13	24	1.0-1	.	.	2	.	.	1	.	.
14	Maxwell Worship	5	7	14	21	0.5-0	.	.	2	2
9	Daevion Davis	6	4	13	17	0.5-2	0.5-2	.	.	2	1-0	1	.	.
1	Donovan Kaufman	2	8	7	15	.	.	.	1
50	Ethan Barr	6	6	9	15	0.5-1
48	Andre Mintze	6	6	4	10	3.0-15	2.0-13	.	.	2	1-6	1	.	.
24	Alston Orji	4	3	7	10	1
6	Gabe Judy-Lally	4	8	2	10
5	DC Williams	3	6	3	9
22	Chase Lloyd	5	2	6	8	0.5-0
44	Christian James	6	3	5	8	1.0-8
12	Brayden DeVault-Smith	5	5	2	7	1.5-2	1.0-2	.	1
15	Elijah Hamilton	6	5	1	6	.	.	.	1
4	Randall Haynie	4	5	1	6	.	.	1-2
95	Raashaan Wilkins Jr.	6	5	1	6	2.0-2	1-0	.	.	.
11	Justin Harris	6	1	5	6	.	.	.	1
99	Malik Langham	6	1	4	5	1
96	Nate Clifton	5	1	3	4
21	Kenny Hebert	5	2	2	4
88	Michael Owusu	5	3	1	4	2.0-19	1.0-14	.	2
90	Cameron Tidd	4	1	2	3	0.5-1	.	.	1
25	Mitchell Pryor	6	1	2	3
92	Derek Green	6	1	1	2
97	Lorenza Surgers	3	2	.	2	.	.	.	1
1A	Tyrell Alexander	6	2	.	2
0H	Ken Seals	6	1	1	2
0	Frank Coppet	1	1	.	1
59	Scott Meyer	6	1	.	1
94	Rutger Reitmaier	3	.	1	1
70	Bradley Ashmore	6	1	.	1
19	Chris Pierce Jr.	6	1	.	1
51	Luke Blanton	3	.	1	1
0I	Rocko Griffin Jr.	5	.	1	1
9E	Harrison Smith	5	1	.	1
TM	TEAM	4
	Total	6	195	210	405	23-81	8-48	1-2	18	15	5-14	5	.	1
	Opponents	6	227	262	489	42-156	11-67	9-132	18	20	5-7	7	.	.

2020 Statistics

Passing

Ken Seals	Comp-Att-Int	Pct	Yards	TD	Long	Sack	Effic.
Texas A&M	20-29-2	69.0	150	1	27	2-18	110.00
LSU	11-25-2	44.0	113	1	40	3-16	79.17
South Carolina	17-24-0	70.8	148	1	33	3-19	136.38
Ole Miss	31-40-1	77.5	319	2	48	1-9	155.99
Mississippi State	31-46-3	67.4	336	1	30	1-1	122.88
Kentucky	21-32-0	65.6	225	2	34	1-4	145.31
TOTALS	131-196-8	66.8	1291	8	48	11-67	127.47

Mike Wright	Comp-Att-Int	Pct	Yards	TD	Long	Sack	Effic.
South Carolina	1-3-1	33.3	25	0	25	0-0	36.67
Kentucky	1-1-0	100.0	2	1	2	0-0	446.80
TOTALS	2-4-1	50.0	27	1	25	0-0	139.20

Rushing	No.-Yards/TD	TAMU	LSU	SC	OM	MS	KY
Keyon Henry-Brooks	85-374/2	DNP	DNP	13-72/0	23-66/1	20-115/1	29-121/0
Ja'Veon Marlow	33-148/0	16-65/0	17-83/0	DNP	DNP	DNP	DNP
Jamauri Wakefield	38-123/0	15-37/0	16-52/0	6-27/0	DNP	1-7/0	DNP
Rocko Griffin	27-57/0	DNP	0-0/0	2-1/0	6-22/0	13-19/0	6-15/0
Mitchell Pryor	6-48/1	0-0/0	0-0/0	0-0/0	2-19/0	0-0/0	4-29/1
Jayden Harrison	1-16/0	0-0/0	1-16/0	0-0/0	0-0/0	0-0/0	0-0/0
Mike Wright	10-11/1	0-0/0	3-7/0	5--1/0	DNP	DNP	2-5/1
Dashaun Jerkins	1-7/0	0-0/0	1-7/0	DNP	0-0/0	0-0/0	0-0/0
Elijah Hamilton	1-3/0	0-0/0	0-0/0	1-3/0	0-0/0	0-0/0	0-0/0
Tyrell Alexander	1-(-6)/0	0-0/0	0-0/0	1-(-6)/0	0-0/0	0-0/0	0-0/0
Ken Seals	26-23/0	7-3/0	5--12/0	5--20/0	3--5/0	2-1/0	4-10/0

Receiving	No.-Yards/TD	TAMU	LSU	SC	OM	MS	KY
Cam Johnson	37-355/2	2-21/0	3-63/0	4-43/1	14-97/0	10-114/0	4-17/1
Amir Abdur-Rahman	18-260/1	5-72/1	1-4/0	2-46/0	0-0/0	3-49/0	7-89/0
Ben Bresnahan	21-217/3	3-28/0	3-31/1	5-38/0	6-72/1	0-0/0	4-48/1
Keyon Henry-Brooks	22-215/0	DNP	DNP	4-21/0	5-89/0	11-97/0	2-8/0
Chris Pierce Jr.	16-204/3	2-10/0	1-19/0	0-0/0	4-46/1	6-76/1	3-53/1
Jamauri Wakefield	5-16/0	3-16/0	1-5/0	1--5/0	DNP	0-0/0	DNP
Jayden Harrison	6-12/0	1--4/0	2--9/0	1-25/0	0-0/0	1-0/0	1-0/0
James Bostic III	1-12/0	DNP	DNP	0-0/0	1-12/0	0-0/0	0-0/9
Tyrell Alexander	2-11/0	1-6/0	0-0/0	1-5/0	0-0/0	0-0/0	0-0/0
Ja'Veon Marlow	2-4/0	2-4/0	0-0/0	DNP	DNP	DNP	DNP
Rocko Griffin	1-3/0	DNP	0-0/0	0-0/0	1-3/0	0-0/0	0-0/0
Justin Ball	1-(-3)/0	1-(-3)/0	0-0/0	0-0/0	0-0/0	0-0/0	0-0/0

Punt Returns	No.-Yards	TAMU	LSU	SC	OM	MS	KY
Cam Johnson	5-46	-	-	2-16	1-7	2-23	-

Kick Returns	No.-Yards	TAMU	LSU	SC	OM	MS	KY
Jayden Harrison	7-141	-	-	5-104	2-37	-	-
Donovan Kaufman	5-137	2-36	3-101	DNP	DNP	DNP	DNP
Cam Johnson	1-22	-	-	-	-	-	1-22
Elijah Hamilton	1-17	-	-	-	-	-	1-17

2020 Statistics

TOTAL TACKLES	UA-A	TOTAL	TAMU	LSU	SC	OM	MS	KY
Anfernee Orji	14-25	39	3-4	1-3	4-4	1-3	3-6	2-5
Jaylen Mahoney	20-17	37	2-2	DNP	7-3	5-4	4-6	2-2
Dashaun Jerkins	12-19	31	4-4	4-4	DNP	2-9	0-2	2-0
Dimitri Moore	13-16	29	DNP	5-3	3-6	2-2	1-1	2-4
Allan George	20-8	28	1-0	0-1	4-1	4-1	4-4	7-1
Brendon Harris	11-13	24	DNP	DNP	1-0	2-3	5-5	3-5
Dayo Odeyingbo	11-13	24	4-3	2-4	2-3	1-1	1-0	1-2
Maxwell Worship	7-14	21	DNP	-	3-4	3-5	0-2	1-3
Daevion Davis	4-13	17	2-0	0-3	0-2	2-2	0-3	0-3
Donovan Kaufman	8-7	15	3-2	5-5	DNP	DNP	DNP	DNP
Ethan Barr	6-9	15	1-0	1-1	0-1	2-2	1-5	1-0
Andre Mintze	6-4	10	1-1	1-0	1-1	2-0	1-1	0-1
Alston Orji	3-7	10	1-2	2-2	DNP	0-1	0-2	DNP
Gabe Jeudy-Lally	8-2	10	2-0	3-1	DNP	3-1	-	DNP
DC Williams	6-3	9	DNP	0-1	2-0	4-2	DNP	DNP
Christian James	3-5	8	-	0-2	1-0	2-1	0-2	-
Chase Lloyd	2-6	8	-	-	1-6	DNP	-	1-0
Brayden DeVault-Smith	5-2	7	-	2-0	DNP	1-1	-	2-1
Raashaan Wilkins Jr.	5-1	6	1-1	1-0	2-0	-	-	1-0
Randall Haynie	5-1	6	0-1	1-0	DNP	4-0	-	DNP
Justin Harris	1-5	6	-	0-1	-	0-1	1-2	0-1
Elijah Hamilton	5-1	6	-	2-0	1-0	-	-	2-1
Malik Langham	1-4	5	-	0-2	1-0	0-1	-	0-1
Nate Clifton	1-3	4	0-1	0-1	0-1	1-0	-	DNP
Kenny Hebert	2-2	4	1-1	-	1-1	DNP	-	-
Michael Owusu	3-1	4	DNP	-	-	1-1	1-0	1-0
Mitchell Pryor	1-2	3	-	-	0-2	1-0	-	-
Cameron Tidd	1-2	3	-	1-0	-	0-2	DNP	DNP
Derek Green	1-1	2	-	-	-	-	0-1	1-0
Tyrell Alexander	2-0	2	-	-	1-0	1-0	-	-
Lorenza Surgers	2-0	2	-	2-0	DNP	DNP	-	DNP
Ken Seals	1-1	2	-	-	-	-	1-1	-
Frank Coppet	1-0	1	DNP	1-0	DNP	DNP	DNP	DNP
Rutger Reitmaier	0-1	1	-	-	0-1	DNP	DNP	DNP
Harrison Smith	1-0	1	-	-	-	DNP	-	1-0
Scott Meyer, Scott	1-0	1	-	1-0	-	-	-	-
Chris Pierce Jr.	1-0	1	1-0	-	-	-	-	-
Bradley Ashmore	1-0	1	-	1-0	-	-	-	-
Luke Blanton	0-1	1	DNP	DNP	DNP	0-1	-	-
Rocko Griffin	0-1	1	DNP	-	-	-	0-1	-

SACKS	UA-A	TOTAL	TAMU	LSU	SC	OM	MS	KY
Dayo Odeyingbo	3-1	3.5	1.0-2	-	1.5-5	-	1.0-10	-
Andre Mintze	2-0	2.0	1.0-6	-	-	-	1.0-7	-
Braydon DeVault-Smith	1-0	1.0	-	-	DNP	1.0-2	-	-
Michael Owusu	1-0	1.0	DNP	-	-	-	1.0-14	-
Daevion Davis	0-1	0.5	-	-	0.5-2	-	-	-

2020 Starters • Career Starts

Offense	WR	WR/TE	WR	TE	QB	RB	LT	LG	C	RG	RT
Texas A&M	Abdur-Rahman	Ball	Pierce Jr.	Bresnahan	Seals	Marlow	Steen	Dawkins	Miller	Birchmeier	Mignone
LSU	Abdur-Rahman	Ball	Harrison	Bresnahan	Seals	Wakefield	Steen	Dawkins	Miller	Birchmeier	Mignone
South Carolina	Abdur-Rahman	Ball	Pierce Jr.	Bresnahan	Seals	Wakefield	Steen	Dawkins	Miller	Birchmeier	Mignone
Ole Miss	Abdur-Rahman	Johnson	Pierce Jr.	Bresnahan	Seals	Henry-Brooks	Steen	Ashmore	Miller	Birchmeier	Mignone
Mississippi State	Abdur-Rahman	Johnson	Pierce Jr.	Bresnahan	Seals	Henry-Brooks	Steen	Hernandez	Miller	Mignone	Ashmore
Kentucky	Alexander	Ball	Pierce Jr.	Bresnahan	Seals	Henry-Brooks	Steen	Hernandez	Miller	Mignone	Ashmore

Defense	DE	DT	DT	OLB/NB	ILB	ILB	CB	CB	S	S	CB/S
Texas A&M	Odeyingbo	Tidd	Wilkins Jr.	Mintze	Al. Orji	An. Orji	George	Williams	Jerkins	Kaufman	Mahoney
LSU	Odeyingbo	Tidd	Wilkins Jr.	Mintze	Al. Orji	An. Orji	George	Haynie	Jerkins	J. Harris	Kaufman
South Carolina	Odeyingbo	Tidd	Wilkins Jr.	Mintze	Moore	An. Orji	George	Williams	Lloyd	Worship	Mahoney
Ole Miss	Odeyingbo	Tidd	Wilkins Jr.	Mintze	An. Orji	Moore	Jeudy-Lally	Williams	Jerkins	Worship	Mahoney
Mississippi State	Odeyingbo	Clifton	Wilkins Jr.	Mintze	An. Orji	Barr	Jeudy-Lally	George	Jerkins	Worship	Mahoney
Kentucky	Odeyingbo	Davis	Wilkins Jr.	Mintze	An. Orji	Moore	Hamilton	George	B. Harris	Worship	Mahoney

Games Started	2020	2019	2018	2017	Total	Streak
Drew Birchmeier • DL/OL	4	12	11	1	28	-
Dayo Odeyingbo • DL	6	11	10	-	27	10
Chris Pierce Jr. • WR	5	8	9	-	22	4
Dimitri Moore • LB	3	9	10	-	21	3
Allan George • CB	5	10	3	-	18	2
Andre Mintze • OLB	6	10	1	-	17	13
Tyler Steen • OL	6	11	-	-	17	11
Cameron Tidd • DL	4	8	2	3	17	-
Randall Haynie • CB	1	13	-	-	14	-
Dashaun Jerkins • S	4	10	-	-	13	2
Grant Miller • OL	6	7	-	-	13	8
Cam Johnson • WR	2	9	-	-	11	2
Ben Bresnahan • TE	6	2	-	-	8	6
Kenny Hebert • OLB	1	7	-	-	8	-
Jaylen Mahoney • DB	5	3	-	-	8	4
DC Williams • CB	3	3	-	-	6	2
Anfernee Orji • LB	6	-	-	-	6	6
Ken Seals • QB	6	-	-	-	6	6
Raashan Wilkins Jr. • DT	6	-	-	-	6	6
Connor Mignone • OL	6	-	-	-	6	6
Amir Abdur-Rahman • WR	5	-	-	-	5	5
Dan Dawkins • OL	3	2	-	-	5	-
Daevion Davis • DT	1	4	-	-	5	1
Justin Ball • TE	4	-	-	-	4	1
Brendon Harris • S	1	3	-	-	4	1
Maxwell Worship • S	4	-	-	-	4	4
Bradley Ashmore • OL	3	-	-	-	3	3
Keyon Henry-Brooks • RB	3	-	-	-	3	3
Gabe Jeudy-Lally • CB	2	-	-	-	2	2
Julian Hernandez • OL	2	-	-	-	2	2
Donovan Kaufman • S	2	-	-	-	2	-
Ja'Veon Marlow • RB	2	-	-	-	2	-
Alston Orji • LB	2	-	-	-	2	-
Justin Harris • S	1	-	-	-	1	-
Chase Lloyd • S	1	-	-	-	1	-
Ethan Barr • LB	1	-	-	-	1	-
Nate Clifton • DL	1	-	-	-	1	-
Tyrell Alexander • WR	1	-	-	-	1	1
Elijah Hamilton • CB	1	-	-	-	1	1

2020 Statistics

Game-by-Game Team Comparisons (Vanderbilt/Opponent)

	Score	1st Downs	Rushing	Passing	Penalties	Rush Yards	Comp-Att-Int	Pass Yards	Plays-Total Yards	Return Yards	Turnovers
Texas A&M	12-17	17/17	6/7	9/8	2/2	38-105 / 27-183	20-29-2 / 17-28-0	150/189	67-255 / 55-372	44/44	2/3
LSU	7-41	17/28	11/10	5/17	1/1	43-153 / 32-161	11-25-2 / 23-37-1	113/337	68-266 / 69-498	103/123	2/1
SOUTH CAROLINA	7-41	15/18	7/8	8/9	0/1	33-76 / 39-289	18-27-1 / 16-24-0	173/196	60-249 / 63-485	120/68	2/1
OLE MISS	21-54	24/35	4/14	17/19	3/2	34-102 / 42-192	31-41-1 / 32-37-0	319/449	75-421 / 79-641	50/63	3/1
Mississippi State	17-24	30/14	9/3	16/9	5/2	36-142 / 11-22	31-46-3 / 35-46-0	336/226	82-478 / 57-204	23/87	5/0
Kentucky	35-38	29/23	13/16	12/6	4/1	45-180 / 35-308	22-35-0 / 16-20-0	227/150	80-407 / 55-458	39/100	0/0
Totals	99-215	132/135	50/58	67/68	15/9	229-758 / 186-1111	133-203-9 / 139-192-1	1318/1547	432-2076 / 378-2658	379/485	14/6

	3rd Down	4th Down	Time Poss	TOP Margin	Yards/Rush	Yards/Pass	Yards/Play	Punting	Penalty Yards
Texas A&M	7-17 / 4-10	1-1 / 0-1	33:59 / 26:01	7:58	2.8 / 6.8	5.2/6.8	3.8/6.8	6-41.0 / 2-45.0	3-35 / 8-50
LSU	7-17 / 4-12	1-2 / 1-1	30:47 / 29:13	1:34	3.6 / 5.0	4.5/9.1	3.9/7.2	7-46.6 / 3-40.3	5-24 / 4-30
SOUTH CAROLINA	1-11 / 6-14	0-3 / 1-1	28:33 / 31:27	-2:54	2.3 / 7.4	6.4/8.2	4.2/7.7	6-40.2 / 2-48.5	2-21 / 4-20
OLE MISS	8-14 / 6-9	1-1 / 1-1	30:08 / 29:52	0:16	3.0 / 4.6	7.8/12.1	5.6/8.1	5-33.2 / 1-51.0	6-50 / 8-75
Mississippi State	8-15 / 4-13	2-3 / 0-0	32:10 / 27:50	4:20	3.9 / -2.0	7.3/4.9	5.8/3.6	1-29.0 / 7-45.6	6-52 / 8-92
Kentucky	11-17 / 3-8	2-2 / 1-1	32:26 / 27:34	4:52	4.0 / 8.8	6.5/7.5	5.1/8.3	4-41.8 / 3-46.3	6-50 / 10-89
Totals	42-91 / 27-66	7-12 / 4-5	188:03 / 171:57	16:06	3.3 / 6.0	6.5 / 8.1	4.8 / 7.0	29-40.5 / 18-45.4	28-232 / 42-356

Team Game-by-Game Statistics

	-----RUSHING-----				-----RECEIVING-----				-----PASSING-----				-----KICK RET-----				-----PUNT RET-----				Total Offense
	No.	Yds	TD	Lg	No.	Yds	TD	Lg	Comp-Att-Int	Yds	TD	Lg	No.	Yds	TD	Lg	No.	Yds	TD	Lg	
Sep 26 at Texas A&M	38	105	0	21	20	150	1	27	20-29-2	150	1	27	2	36	0	18	0	0	0	0	255
Oct 3 LSU	43	153	0	22	11	113	1	40	11-25-2	113	1	40	3	101	0	58	0	0	0	0	266
Oct 10 SOUTH CAROLINA	33	76	0	17	18	173	1	33	18-27-1	173	1	33	5	104	0	27	2	16	0	10	249
Oct 31 OLE MISS	34	102	1	18	31	319	2	48	31-41-1	319	2	48	2	37	0	23	1	7	0	7	421
Nov 07 at Mississippi State	36	142	1	27	31	336	1	30	31-46-3	336	1	30	0	0	0	0	2	23	0	21	478
Nov 14 at Kentucky	45	180	2	20	22	227	3	34	22-35-0	227	3	34	2	39	0	22	0	0	0	0	407
Vanderbilt	229	758	4	27	133	1318	9	48	133-203-9	1318	9	48	14	317	0	58	5	46	0	21	2076
Opponent	186	1111	13	88	139	1547	15	51	139-192-1	1547	15	51	8	174	0	33	11	172	0	48	2658

	---TACKLES---				---SACKS---	---FUMBLE---		---Pass Defense---			Blkd	-----PAT-----				Off	
	Solo	Ast	Total	TFL-Yds	No-Yds	FF	FR-Yds	Int-Yds	QBH	PBU	Kick	Kick	Run	Rcv	Saf	TO	Pts
Sep 26 at Texas A&M	27	22	49	3.0-10	2.0-8	3	3-8	0-0	2	3	0	1-1	0	0	1	7	12
Oct 3 LSU	36	34	70	1.0-2	0.0-0	0	0-0	1-2	3	3	0	1-1	0	0	0	7	7
Oct 10 SOUTH CAROLINA	35	36	71	8.0-17	2.0-7	1	1-0	0-0	7	1	0	1-1	0	0	0	0	7
Oct 31 OLE MISS	44	44	88	6.0-19	1.0-2	0	1-6	0-0	2	2	0	3-3	0	0	0	0	21
Nov 07 at Mississippi State	23	44	67	5.0-33	3.0-31	0	0-0	0-0	1	6	0	2-2	0	0	0	0	17
Nov 14 at Kentucky	30	30	60	0.0-0	0.0-0	1	0-0	0-0	0	3	0	5-5	0	0	0	0	35
Vanderbilt	195	210	405	23.0-81	8.0-48	5	5-14	1-2	15	18	0	13-13	0	0	1	14	99
Opponent	227	262	489	42.0-156	11.0-67	7	5-7	9-132	20	18	0	24-26	1	0	0	28	215

2020 Scoring Drives

Vanderbilt

Texas A&M				
Quarter	Time	Scoring Play	Plays-Yards	TOP
1	8:58	Pierson Cooke 33 yd field goal	13-60	6:02
2	7:23	Team safety	--	--
3	2:45	Amir Abdur-Rahman 7 yd pass from Seals (Cooke kick)	9-43	4:22
LSU				
2	5:07	Ben Bresnahan 8 yd pass from Seals (Cooke kick)	8-58	3:59
South Carolina				
3	3:59	Cam Johnson 22 yd pass from Seals (Cooke kick)	9-756	3:59
Ole Miss				
2	12:08	Ben Bresnahan 43 yd pass from Seals (Farley kick)	8-92	3:35
2	0:23	Chris Pierce Jr. 16 yd pass from Seals (Farley kick)	8-75	1:35
4	12:08	Keyon Henry-Brooks 1 yd run (Farley kick)	16-75	5:22
Mississippi State				
3	4:27	Chris Pierce Jr. 2 yd pass from Seals (Farley kick)	8-71	3:44
4	12:27	Keyon Henry-Brooks 27 yd run (Farley kick)	12-85	5:12
4	0:38	Pierson Cooke 41 yd field goal	8-52	2:05
Kentucky				
2	14:30	Chris Pierce Jr. 34 yd pass from Seals (Farley kick)	8-74	4:11
2	3:40	Ben Bresnahan 2 yd pass from Wright (Cooke kick)	17-78	6:44
3	2:53	Mike Wright 2 yd run (Cooke kick)	15-75	7:41
4	3:13	Mitchell Pryor 2 yd run (Cooke kick)	7-80	2:28
4	0:30	Cam Johnson 7 yd pass from Seals (Cooke kick)	11-78	0:59

Opponent

Texas A&M				
Quarter	Time	Scoring Play	Plays-Yards	TOP
1	3:33	Ainas Smith 25 yd run (Small kick)	7-75	3:25
3	13:20	Caleb Chapman 17 yd pass from Mond (Small kick)	3-75	1:40
4	14:00	Seth Small 24 yd field goal	9-68	3:45
LSU				
1	6:09	Jontre Kirklin 28 yd pass from Brennan (York kick)	6-85	1:44
2	12:28	Terrace Marshall Jr. 16 yd pass from Brennan (York kick)	4-38	1:35
2	4:12	Terrace Marshall Jr. 51 yd pass from Brennan (York kick)	3-75	0:55
3	10:25	Cade York 53 yd field goal	7-25	1:53
3	7:10	Cade York 31 yd field goal	4-7	1:03
3	0:46	Jontre Kirklin 29 yd pass from Brennan (York kick)	9-85	3:29
4	8:11	John Emery Jr. 12 yd run (York kick)	7-79	3:05
South Carolina				
1	5:19	Parker White 42 yd field goal	13-42	6:58
2	2:09	Collin Hill 1 yd run (White kick)	12-96	6:08
3	13:00	Kevin Harris 25 yd run (White kick)	2-34	0:29
3	4:22	Collin Hill 10 yd run (White kick)	9-75	4:39
3	0:21	Parker White 40 yd field goal	7-26	2:52
4	13:07	Kevin Harris 88 yd run	1-88	0:12
4	10:21	Dakereon Joyner 47 yd run (White kick)	1-47	0:13
Ole Miss				
1	11:41	Snoop Conner 1 yd run (Logan kick)	10-71	3:19
1	2:49	Kenny Yeboah 9 yd pass from Corral (Logan kick)	11-93	4:13
1	0:49	Elijah Moore 36 yd pass from Corral (Logan kick)	1-36	0:09
2	8:26	Elijah Moore 1 yd pass from Corral (Logan kick failed)	8-77	3:34
2	1:58	Elijah Moore 28 yd pass from Corral (Corral pass failed)	11-88	3:55
3	8:49	Dontario Drummond 14 yd pass from Corral (Corral rush)	8-91	2:42
3	7:06	Kenny Yeboah 9 yd pass from Corral (Logan kick)	4-21	1:34
3	0:37	Braylon Sanders 37 yd pass from Plumlee (Logan kick failed)	9-88	3:24
Mississippi State				
1	11:47	Osirus Mitchell 6 yd pass from Rogers (Ruiz Kick)	5-27	1:51
1	2:33	Dillon Johnson 4 yd run (Ruiz kick)	11-68	5:05
2	9:24	Brandon Ruiz 25 yd field goal	11-48	5:30
4	2:43	Jo'quavious Marks 1 yd run (Ruiz kick)	4-13	1:35
Kentucky				
1	10:15	Justin Rigg 15 yd pass from Wilson (Poore kick)	9-75	4:45
1	3:48	Terry Wilson 32 yd run (Poore kick)	6-68	2:48
2	10:28	Keaton Upshaw 21 yd pass from Wilson (Poore kick)	7-79	3:54
2	0:00	Chance Poore 28 yd field goal	10-45	3:34
3	10:34	Chris Rodriguez 3 yd run (Poore kick)	6-26	2:57
4	9:14	Chris Rodriguez 74 yd run (Poore kick)	3-91	1:37

2020 Season Highs

Vanderbilt		Opponent	
<u>Individual</u>		<u>Individual</u>	
Rushes	29	Rushes	21
Yards Rushing	121	Yards Rushing	171
TD Rushes	1	TD Rushes	2
	Keyon Henry-Brooks at Kentucky (Nov 14, 2020)		Kevin Harris, vs South Carolina (Oct 10, 2020)
	Keyon Henry-Brooks at Kentucky (Nov 14, 2020)		Kevin Harris, vs South Carolina (Oct 10, 2020)
	Keyon Henry-Brooks vs Ole Miss (Oct 31, 2020)		Kevin Harris, vs South Carolina (Oct 10, 2020)
	Keyon Henry-Brooks at Mississippi State (Nov 07, 2020)		Collin Hill, vs South Carolina (Oct 10, 2020)
	Mike Wright at Kentucky (Nov 14, 2020)		Chris Rodriguez, at Kentucky (Nov 14, 2020)
	Mitchell Pryor at Kentucky (Nov 14, 2020)		Kevin Harris, vs South Carolina (Oct 10, 2020)
Long Rush	27		Will Rogers, at Mississippi State (Nov 07, 2020)
Pass attempts	46		Will Rogers, at Mississippi State (Nov 07, 2020)
Pass completions	31		Matt Corral, vs Ole Miss (Oct 31, 2020)
	Ken Seals at Mississippi State (Nov 07, 2020)		Matt Corral, vs Ole Miss (Oct 31, 2020)
	Ken Seals vs Ole Miss (Oct 31, 2020)		Myles Brennan, vs LSU (Oct 3, 2020)
Yards Passing	336		Elijah Moore, vs Ole Miss (Oct 31, 2020)
TD Passes	2		Elijah Moore, vs Ole Miss (Oct 31, 2020)
	Ken Seals at Mississippi State (Nov 07, 2020)		Elijah Moore, vs Ole Miss (Oct 31, 2020)
	Ken Seals vs Ole Miss (Oct 31, 2020)		Terrance Marshall, vs LSU (Oct 3, 2020)
	Ken Seals at Kentucky (Nov 14, 2020)		Cade York, vs LSU (Oct 3, 2020)
	Ken Seals vs Ole Miss (Oct 31, 2020)		Parker White, vs South Carolina (Oct 10, 2020)
Long Pass	48		Cade York, vs LSU (Oct 3, 2020)
Receptions	14		Reed Bowman, at Mississippi State (Nov 07, 2020)
Yards Receiving	114		Mac Brown, vs Ole Miss (Oct 31, 2020)
TD Receptions	1		Reed Bowman, at Mississippi State (Nov 07, 2020)
	Cam Johnson at Mississippi State (Nov 07, 2020)		Reed Bowman, at Mississippi State (Nov 07, 2020)
	Amir Abdur-Rahman at Texas A&M (Sep 26, 2020)		Derek Stingley, vs LSU (Oct 3, 2020)
	Ben Bresnahan vs LSU (Oct 3, 2020)		Zach Johnson, at Kentucky (Nov 14, 2020)
	Cam Johnson vs South Carolina (Oct 10, 2020)		Jamin Davis, at Kentucky (Nov 14, 2020)
	Chris Pierce Jr. vs Ole Miss (Oct 31, 2020)		Micheal Clemons, at Texas A&M (Sep 26, 2020)
	Ben Bresnahan vs Ole Miss (Oct 31, 2020)		Ernest Jones, vs South Carolina (Oct 10, 2020)
	Chris Pierce Jr. at Mississippi State (Nov 07, 2020)		Leon O'Neal, at Texas A&M (Sep 26, 2020)
	Chris Pierce Jr. at Kentucky (Nov 14, 2020)		Demani Richardson, at Texas A&M (Sep 26, 2020)
	Ben Bresnahan at Kentucky (Nov 14, 2020)		Todd Harris, vs LSU (Oct 3, 2020)
	Cam Johnson at Kentucky (Nov 14, 2020)		Eli Ricks, vs LSU (Oct 3, 2020)
	Keyon Henry-Brooks vs Ole Miss (Oct 31, 2020)		Cam Smith, vs South Carolina (Oct 10, 2020)
	Pierson Cooke at Texas A&M (Sep 26, 2020)		A.J. Finley, vs Ole Miss (Oct 31, 2020)
	Pierson Cooke at Mississippi State (Nov 07, 2020)		Collin Duncan, at Mississippi State (Nov 07, 2020)
	Pierson Cooke at Mississippi State (Nov 07, 2020)		Erroll Thompson, at Mississippi State (Nov 07, 2020)
	Harrison Smith vs LSU (Oct 3, 2020)		Marquiss Spencer, at Mississippi State (Nov 07, 2020)
	Harrison Smith vs LSU (Oct 3, 2020)		
	Harrison Smith vs South Carolina (Oct 10, 2020)		
	Jared Wheatley vs Ole Miss (Oct 31, 2020)		
	Cam Johnson at Mississippi State (Nov 07, 2020)		
	Donovan Kaufman vs LSU (Oct 3, 2020)		
	Dashaun Jerkins vs Ole Miss (Oct 31, 2020)		
	Dayo Odeyingbo vs South Carolina (Oct 10, 2020)		
	Dayo Odeyingbo at Texas A&M (Sep 26, 2020)		
	Jaylen Mahoney vs South Carolina (Oct 10, 2020)		
	Raashaan Wilkins Jr. vs South Carolina (Oct 10, 2020)		
	Randall Haynie vs LSU (Oct 3, 2020)		
Interceptions	1		
<u>Team</u>		<u>Team</u>	
Rushes	45	Rushes	42
Yards Rushing	180	Yards Rushing	308
Yards Per Rush	4.0	Yards Per Rush	8.8
TD Rushes	2	TD Rushes	5
Pass attempts	46	Pass attempts	46
Pass completions	31	Pass completions	35
	at Kentucky (Nov 14, 2020)		at Mississippi State (Nov 07, 2020)
	at Kentucky (Nov 14, 2020)		at Mississippi State (Nov 07, 2020)
	at Kentucky (Nov 14, 2020)		vs Ole Miss (Oct 31, 2020)
	at Kentucky (Nov 14, 2020)		vs Ole Miss (Oct 31, 2020)
	at Mississippi State (Nov 07, 2020)		vs Ole Miss (Oct 31, 2020)
	at Mississippi State (Nov 07, 2020)		vs Ole Miss (Oct 31, 2020)
	vs Ole Miss (Oct 31, 2020)		vs Ole Miss (Oct 31, 2020)
	at Mississippi State (Nov 07, 2020)		at Kentucky (Nov 14, 2020)
	at Mississippi State (Nov 07, 2020)		vs Ole Miss (Oct 31, 2020)
	vs Ole Miss (Oct 31, 2020)		vs LSU (Oct 3, 2020)
	at Mississippi State (Nov 07, 2020)		vs South Carolina (Oct 10, 2020)
	at Mississippi State (Nov 07, 2020)		vs Ole Miss (Oct 31, 2020)
	at Mississippi State (Nov 07, 2020)		at Kentucky (Nov 14, 2020)
	at Mississippi State (Nov 07, 2020)		at Mississippi State (Nov 07, 2020)
	at Kentucky (Nov 14, 2020)		at Texas A&M (Sep 26, 2020)
	at Mississippi State (Nov 07, 2020)		at Mississippi State (Nov 07, 2020)
	at Mississippi State (Nov 07, 2020)		at Mississippi State (Nov 07, 2020)
	vs Ole Miss (Oct 31, 2020)		vs Ole Miss (Oct 31, 2020)
	at Mississippi State (Nov 07, 2020)		at Mississippi State (Nov 07, 2020)
	at Kentucky (Nov 14, 2020)		at Mississippi State (Nov 07, 2020)
	at Mississippi State (Nov 07, 2020)		vs LSU (Oct 3, 2020)
Penalty Yards	52		
Turnovers	5		
Interceptions By	1		
Punts	7		
Punting Avg	46.6		
Long Punt	56		
Punts inside 20	4		
Long Punt Return	21		

2020 Game Recaps

Vanderbilt at No. 10 Texas A&M Sep. 26 • College Station, Texas

	1	2	3	4	Final
Vanderbilt (0-1, 0-1)	3	2	7	0	12
Texas A&M (1-0, 1-0)	7	0	7	3	17

Qtr	Time	Team - Scoring Play	Plays-Yards	TOP
1st	8:58	VANDY - Pierson Cooke 33 yd field goal	13-60	6:02
	3:33	TAMU - Ainas Smith 25 yd run (Small kick)	7-75	3:25
2nd	7:23	VANDY - Team safety	--	--
3rd	13:20	TAMU - Caleb Chapman 17 yd pass from Mond (Small kick)	3-75	1:40
	2:45	VANDY - Amir Abdur-Rahman 7 yd pass from Seals (Cooke kick)	9-43	4:22
4th	14:00	TAMU - Seth Small 24 yd field goal	9-68	3:45

	Vanderbilt	Texas A&M
FIRST DOWNS	17	17
RUSHES-YARDS (NET)	38-105	27-183
PASSING YDS (NET)	150	189
Passes Att-Comp-Int	29-20-2	28-17-0
TOTAL OFFENSE PLAYS-YARDS	67-255	55-372
Fumble Returns-Yards	3-8	0-0
Punt Returns-Yards	0-0	2-2
Kickoff Returns-Yards	2-36	1-7
Interception Returns-Yards	0-0	2-35
Punts (Number-Avg)	6-41.0	2-90.0
Fumbles-Lost	0-0	5-3
Penalties-Yards	3-35	8-50
Possession Time	33:59	26:01
Third-Down Conversions	7 of 17	4 of 10
Fourth-Down Conversions	1 of 1	0 of 1
Red-Zone Scores-Chances	2-3	2-2
Sacks By: Number-Yards	1-2	2-18

RUSHING: Vanderbilt-Ja'Veon Marlow 16-65; Jamauri Wakefield 15-37; Ken Seals 7-3.
Texas A&M-Isaiah Spiller 8-117; Ainas Smith 10-51; Kellen Mond 7-18; TEAM 2-(-3).

PASSING: Vanderbilt-Ken Seals 20-29-2.
Texas A&M-Kellen Mond 17-28-0.

RECEIVING: Vanderbilt-Amir Abdur-Rahman 5-72; Ben Bresnahan 3-28; Jamauri Wakefield 3-16; Cam Johnson 2-21; Chris Pierce 2-10; Ja'Veon Marlow 2-4; Tyrell Alexander 1-6; Justin Ball 1-(-3); Jaden Harrison 1-(-4).
Texas A&M-Caleb Chapman 4-40; Jalen Preston 4-39; Chase Lane 3-38; Ainas Smith 2-27; Kam Brown 2-19; Jalen Wydermyer 2-19.

TACKLES (UA-A): Vanderbilt-Dashaun Jenkins 4-4; Dayo Odeyingbo 4-3; Anfernee Orji 3-4; Dnovan Kaufman 3-2; Jaylen Mahoney 2-2; Alston Orji 1-2; Gabe Jeudy-Lally 2-0; Daevion Davis 2-0; Kenny Hebert 1-1; Andre Mintze 1-1; Raashaan Wilkins Jr. 1-1; Chris Pierce 1-0; Allan George 1-0; Ethan Barr 1-0; Nate Clifton 0-1; Randall Haynie 0-1.
Texas A&M-Buddy Johnson 4-7; Aaron Hansford 3-8; DeMarvin Leal 4-3; Leon O'Neal 3-4; Demani Richardson 5-2; Jaylon Jones 2-4; Andre White 1-4; Jayden Peevy 2-3; Myles Jones 2-2; Micheal Clemons 1-3; Erick Young 2-1; Bobby Brown 0-3; Devin Morris 1-1; McKinnley Jackson 0-2; Tyree Johnson 0-1; Keldrick Carper 1-0; Jeremiah Martin 0-1; Earnest Crownover 0-1; Carson Green 1-0.

Something to Build On

COLLEGE STATION, Texas - Isaiah Spiller had 117 yards rushing, Ainas Smith ran for a touchdown and No. 10 Texas A&M overcame three turnovers to beat Vanderbilt 17-12 in the season-opener for both teams.

Spiller had 5 five yards rushing in the first half before getting going after halftime. Smith added 51 yards rushing after switching from receiver to running back this season to steady the offense on a night when Kellen Mond fumbled twice, losing one.

The Aggies didn't trail after the first quarter but were never able to pull away because of three fumbles and a penalty that resulted in a safety.

Vanderbilt started Ken Seals at quarterback, making him just the third true freshman quarterback to start a SEC season opener since freshman eligibility was restored in 1972. He threw for 150 yards with a touchdown and two interceptions.

Spiller got things going for A&M after halftime when he ran for 57 yards on the first play of the third quarter. Texas A&M pushed the lead to 14-5 when Mond connected with Caleb Chapman on a 17-yard TD pass two plays later.

Seals threw an interception on Vanderbilt's next drive, but the Aggies couldn't cash in on the mistake after Mond fumbled at the end of a run on the ensuing possession.

The Commodores cut the lead to 14-12 late in the third quarter when Seals threw a perfect strike to Amir Abdur-Rahman in the corner of the end zone for a 7-yard touchdown. Abdur-Rahman had five receptions for 72 yards -- both career highs.

The Aggies added a field goal early in the fourth quarter to make it 17-12. Texas A&M was driving later in the quarter when Daevion Davis forced a fumble after a reception by Jalen Preston and recovered it to give Vanderbilt the ball at their own 42.

But a pass by Seals was tipped and intercepted by Leon O'Neal. He returned it 35 yards and the Aggies got 15 more yards after Chris Pierce was flagged for a late hit when he threw O'Neal down at the end of the run while he was out of bounds on the A&M sideline.

The Aggies came away empty on their next drive when Mond fumbled the handoff on fourth-and-1. But Vanderbilt had to punt it back to allow Texas A&M to hold on for the victory.

Vanderbilt led 3-0 in the first quarter before Smith ran 25 yards for a touchdown to put A&M on top.

There were about eight minutes left in the second quarter when Andre Mintze hit Mond to force a fumble which was recovered by Dashaun Jenkins. The Commodores couldn't move the ball and had to punt. But Brian George received a personal foul for a blind side block in the end zone to give Vanderbilt a safety to cut the lead to 7-5.

2020 Game Recaps

Vanderbilt vs. No. 20 LSU Oct. 3 • Nashville, Tenn.

	1	2	3	4	Final
LSU (1-1, 1-1)	7	14	13	7	41
Vanderbilt (0-2, 0-2)	0	7	0	0	7

Qtr	Time	Team - Scoring Play	Plays-Yards	TOP
1st	6:09	LSU - Jontre Kirklin 28 yd pass from Brennan (York kick)	6-85	1:44
2nd	12:28	LSU - Terrace Marshall Jr. 16 yd pass from Brennan (York kick)	4-38	1:35
	5:07	VANDY - Ben Bresnahan 8 yd pass from Seals (Cooke kick)	8-58	3:59
	4:12	LSU - Terrace Marshall Jr. 51 yd pass from Brennan (York kick)	3-75	0:55
3rd	10:25	LSU - Cade York 53 yd field goal	7-25	1:53
	7:10	LSU - Cade York 31 yd field goal	4-7	1:03
	0:46	LSU - Jontre Kirklin 29 yd pass from Brennan (York kick)	9-85	3:29
4th	8:11	LSU - John Emery Jr. 12 yd run (York kick)	7-79	3:05

	LSU	Vanderbilt
FIRST DOWNS	28	17
RUSHES-YARDS (NET)	32-161	43-153
PASSING YDS (NET)	278	96
Passes Att-Comp-Int	37-23-1	25-11-2
TOTAL OFFENSE PLAYS-YARDS	69-498	68-266
Fumble Returns-Yards	0-0	0-0
Punt Returns-Yards	4-102	0-0
Kickoff Returns-Yards	0-0	3-101-0
Interception Returns-Yards	0-0	1-2
Punts (Number-Avg)	3-40.3	7-46.6
Fumbles-Lost	0-0	0-0
Penalties-Yards	2-10	4-15
Possession Time	29:13	30:47
Third-Down Conversions	4 of 12	7 of 17
Fourth-Down Conversions	1 of 1	0 of 1
Red-Zone Scores-Chances	3-4	1-3
Sacks By: Number-Yards	3-16	0-0

RUSHING: LSU-John Emery Jr. 12-103; Josh Williams 8-30; Tyrion Davis-Price 8-29; Myles Brennan 2-3; TEAM 2-(-4).
Vanderbilt-Ja'Veon Marlow 17-83; Jamauri Wakefield 16-52; Jayden Harrison 1-16; Mike Wright 3-7; Dashaun Jerkina 1-7; Ken Seals 5-(-12).

PASSING: LSU-Myles Brennan 23-37-1.
Vanderbilt-Ken Seals 11-25-2.

RECEIVING: LSU-T. Marshall Jr. 2-67; Jontre Kirklin 3-65; Arik Gilbert 4-43; Jaray Jenkins 3-32; Racey McMath 1-22; John Emery Jr. 3-21; T. Davis-Price 2-16; Trey Palmer 1-2; Koy Moore 1-7; Alex Adams 1-6.
Vanderbilt-Cam Johnson 3-63; Ben Bresnahan 3-31; Chris Pierce Jr. 1-19; Jamauri Wakefield 1-5; Amri Abdur-Rahman 1-4; Jayden Harrison 2-(-9).

TACKLES (UA-A): LSU-JaCoby Stevens 5-6; Jabril Cox 6-7; Derek Stingley Jr. 5-6; Andre Anthony 3-6; Cordale Flott 4-4; Neil Farrell Jr. 1-4; Todd Harris Jr. 2-3; BJ Ojulari 2-3; Siaki Ika 2-3; Joseph Evans 1-3; Damone Clark 1-3; Ali Gaye 1-3; Eli Ricks 1-2; Micah Baskerville 1-2; Travez Moore 1-2; Cameron Moore 1-2; Lloyd Cole 1-1; Maurice Hampton Jr. 0-1; Jaquelin Roy 0-1; Jordan Toles 0-1; Ray Thornton 0-1.
Vanderbilt-Donovan Kaufman 5-5; Dimitri Moore 5-3; Dashaun Jerkins 4-4; Dayo Odeyingbo 2-4; Gabe Jeudy-Lally 3-1; Alston Orji 2-2; Anfernee Orji 1-3; Daevion Davis 0-3; Lorenza Surgers 2-0; Elijah Hamilton 2-0; Brayden DeVault-Smith 2-0; Ethan Barr 1-1; Malik Langham 0-2; Christian James 0-2; Raashaan Wilkins Jr. 1-0; Frank Coppet 1-0; Andre Mintze 1-0; Scott Meyer 1-0; Cameron Tidd 1-0; Randall Haynie 1-0; Bradley Ashmore 1-0; Nate Clifton 0-1; DC Williams 0-1; Justin Harris 0-1; Allan George 0-1.

Missed Opportunities

NASHVILLE, Tenn. — Myles Brennan threw for 337 yards and four touchdowns and No. 20 LSU beat Vanderbilt 41-7.

The defending national champs never trailed after losing their season opener to Mississippi State when Brennan was sacked seven times. LSU also extended its winning streak over the Commodores to nine in a series it leads 24-7-1.

The Tigers outgained Vanderbilt 498-266, and the defense came up with two interceptions and a pair of sacks.

Brennan completed passes to 11 different receivers against a Vanderbilt defense that had consistent pressure against Kellen Mond in an opening loss at Texas A&M.

Terrace Marshall Jr. finished with two TDs on two catches, and Jontre Kirklin had 65 yards receiving and two TD catches, the second a toe-tapper at the back of the end zone off a flea flicker. John Emery ran for 103 yards and a TD.

Vanderbilt had its chances with freshman Ken Seals making his home debut. When Randall Haynie picked off an overthrown pass from Brennan, Seals hit tight end Ben Bresnahan with an 8-yard TD pass to pull the Commodores to 14-7 in the second quarter.

Todd Harris Jr. picked off Seals' pass at the goal line early in the fourth quarter.

2020 Game Recaps

Vanderbilt vs. South Carolina Oct. 10 • Nashville, Tenn.

	1	2	3	4	Final
South Carolina (1-2, 1-2)	3	7	17	14	41
Vanderbilt (0-3, 0-3)	0	0	7	0	7

Qtr	Time	Team - Scoring Play	Plays-Yards	TOP
1st	05:19	SC - Parker White 42 yd field goal	13-42	6:58
2nd	02:09	SC - Collin Hill 1 yd run (White kick)	12-96	6:08
3rd	13:00	SC - Kevin Harris 25 yd run (White kick)	2-34	0:29
	09:01	VANDY - Cam Johnson 22 yd pass from Ken Seals (Cooke kick)	9-75	3:59
	04:22	SC - Collin Hill 10 yd run (White kick)	9-75	4:39
	00:21	SC - Parker White 40 yd field goal	7-26	2:52
4th	13:07	SC - Kevin Harris 88 yd run (White kick)	1-88	0:12
	10:21	SC - Dakereon Joyner 47 yd run (White kick)	1-47	0:13

	South Carolina	Vanderbilt
FIRST DOWNS	18	15
RUSHES-YARDS (NET)	39-289	33-76
PASSING YDS (NET)	278	96
Passes Att-Comp-Int	16-24-0	18-27-1
TOTAL OFFENSE PLAYS-YARDS	63-485	60-249
Fumble Returns-Yards	0-0	0-0
Punt Returns-Yards	3-30-0	2-16-0
Kickoff Returns-Yards	1-31	5-104
Interception Returns-Yards	1-0	1-2
Punts (Number-Avg)	2-48.5	6-40.2
Fumbles-Lost	1-1	3-1
Penalties-Yards	4-20	2-21
Possession Time	31:27	28:33
Third-Down Conversions	6 of 14	1 of 11
Fourth-Down Conversions	1 of 1	0 of 3
Red-Zone Scores-Chances	3-3	0-2
Sacks By: Number-Yards	3-19	2-7

RUSHING: South Carolina-Kevin Harris 21-171; Dakereon Joyner 1-47; ZaQuandre White 2-29; Deshaun Fenwick 5-28; Collin Hill 6-12; Shi Smith 1-2; Luke Doty 1-2; TEAM 1-minus 1; Ryan Hilinski 1-(-1).
Vanderbilt-Keyon Henry-Brooks 13-72; Jamauri Wakefield 6-27; Elijah Hamilton 1-3; Rocko Griffin Jr. 2-1; Mike Wright 5-(-1); Tyrell Alexander 1-(-6); Ken Seals 5-(-20).

PASSING: South Carolina-Collin Hill 16-24-0-196.
Vanderbilt-Ken Seals 17-24-0-148; Mike Wright 1-3-1-25.

RECEIVING: South Carolina-Nick Muse 5-85; Shi Smith 4-46; Kevin Harris 4-29; Xavier Legette 2-30; Josh Vann 1-6.
Vanderbilt-Ben Bresnahan 5-38; Cam Johnson 4-43; Keyon Henry-Brooks 4-21; Amir Abdur-Rahman 2-46; Jayden Harrison 1-25; Tyrell Alexander 1-5; Jamauri Wakefield 1-(-5).

TACKLES (UA-A): South Carolina-Ernest Jones 7-6; Jammie Robinson 4-3; Shilo Sanders 5-1; Jordan Burch 3-2; Jaylan Foster 3-2; Damani Staley 1-4; Darius Rush 3-1; Rick Sandidge 2-1; Aaron Sterling 2-1; R.J. Roderick 1-2; John Dixon 2-0; Spencer Eason-Riddle 2-0; M.J. Webb 1-1; Jabari Ellis 0-2; Israel Mukuamu 0-2; Mohamed Kaba 0-2; Jaycee Horn 1-0; Kingsley Enagbare 1-0; Zacch Pickens 1-0; Cam Smith 0-1; Keveon Mullins 0-1.
Vanderbilt-Jaylen Mahoney 7-3; Dimitri Moore 3-6; Anfernee Orji 4-4; Maxwell Worship 3-4; Chase Lloyd 1-6; Allan George 4-1; Dayo Odeyingbo 2-3; DC Williams 2-0; Raashaan Wilkins Jr. 2-0; Kenny Hebert 1-1; Andre Mintze 1-1; Daevion Davis 0-2; Mitchell Pryor 0-2; Christian James 1-0; Tyrell Alexander 1-0; Brendon Harris 1-0; Elijah Hamilton 1-0; Malik Langham 1-0; Ethan Barr 0-1; Nate Clifton 0-1; Rutger Reitmaier 0-1.

Fighting the Uncontrollables

NASHVILLE, Tenn. — South Carolina quarterback Collin Hill ran for two touchdowns and Kevin Harris ran for two TDs and a career-high 171 yards as the Gamecocks beat Vanderbilt 41-7.

South Carolina won its 12th straight in this series by dominating Vanderbilt 486-249 in total offense and three sacks on a rainy day. The Gamecocks had more yards rushing (290) than the Commodores had total yards.

Harris ran for a 25-yard TD early in the third and added a career-long 88-yarder early in the fourth.

Vanderbilt remains winless after having 56 scholarship players available for this game, just three above the limit set by the Southeastern Conference for a team to play a game. The Commodores already had six players opt out of this season.

Vanderbilt coach Derek Mason said he learned Thursday that his numbers would be limited by injuries and contact tracing during a pandemic.

Parker White kicked a pair of field goals, including a 43-yarder that gave the Gamecocks the lead for good in the first quarter.

Vanderbilt had its chances early to either tie or take a lead. Pierson Cooke missed a 29-yard field goal wide right for Vanderbilt and is now 1 of 4 this season.

In the second quarter, the Commodores went for it on fourth-and-2 at the South Carolina 3. Freshman Ken Seals rolled right and wound up being tackled, missing the chance to throw to a receiver in the end zone when open or run himself.

Hill hit Nick Muse with a 32-yard pass, starting a 12-play, 96-yard drive that the South Carolina quarterback capped himself for a 14-point swing. Hill went over the top for a 1-yard touchdown and a 10-0 lead with 2:09 left in the first half.

South Carolina scored the final 24 points. Hill ran for a 10-yard TD in the third, and Harris broke loose for his 88-yarder and Dakereon Joyner had a 47-yard TD, both in the fourth.

2020 Game Recaps

Vanderbilt vs. Ole Miss Oct. 31 • Nashville, Tenn.

	1	2	3	4	Final
Ole Miss (2-4, 2-4)	21	12	21	0	54
Vanderbilt (0-4, 0-4)	0	14	0	7	21

Qtr	Time	Team - Scoring Play	Plays-Yards	TOP
1st	11:41	OM - Snoop Conner 1 yd run (Logan kick)	10-71	3:19
	02:49	OM - Kenny Yeboah 9 yd pass from Corral (Logan kick)	11-93	4:13
	0:49	OM - Elijah Moore 36 yd pass from Corral (Logan kick)	1-36	0:09
2nd	12:08	VANDY - Ben Bresnahan 43 yd pass from Seals (Farley kick)	8-92	3:35
	08:26	OM - Elijah Moore 1 yd pass from Corral (Logan kick failed)	8-77	3:34
	01:58	OM - Elijah Moore 28 yd pass from Corral (Corral pass failed)	11-88	3:35
	00:23	VANDY - Chris Pierce Jr. 16 yd pass from Seals (Farley kick)	8-75	1:35
3rd	08:49	OM - Dontario Drummond 14 yd pass from Corral (Corral rush)	8-91	2:42
	7:06	OM - Kenny Yeboah 9 yd pass from Corral (Logan kick)	4-21	1:34
	0:37	OM - Braylon Sanders 37 yd pass from Plumlee (Logan kick failed)	9-88	3:24
4th	4:28	VANDY - Keyon Henry-Brooks 1 yd run (Farley kick)	16-75	5:22

	Ole Miss	Vanderbilt
FIRST DOWNS	35	24
RUSHES-YARDS (NET)	42-192	34-102
PASSING YDS (NET)	449	319
Passes Att-Comp-Int	37-32-0	41-31-1
TOTAL OFFENSE PLAYS-YARDS	79-641	75-421
Fumble Returns-Yards	1-1	3-2
Punt Returns-Yards	0-0-0	1-7-0
Kickoff Returns-Yards	2-42-0	2-37-0
Interception Returns-Yards	1-21-0	0-0-0
Punts (Number-Avg)	1-51.0	5-33.2
Fumbles-Lost	1-1	3-2
Penalties-Yards	8-75	6-50
Possession Time	29:52	30:08
Third-Down Conversions	6 of 9	8 of 14
Fourth-Down Conversions	1 of 1	1 of 1
Red-Zone Scores-Chances	5-6	2-2
Sacks By: Number-Yards	1-9	1-2

RUSHING: Ole Miss-Jerrion Ealy 15-95; Henry Parrish Jr. 7-51; Matt Corral 6-23; John Rhys Plumlee 6-22; Snoop Conner 5-21; Elijah Moore 1-4; Dannis Jackson 1-minus 8; TEAM 1-(16).
Vanderbilt-Keyon Henry-Brooks 23-66; Rocko Griffin 6-22; Mitchell Pryor 2-19; Ken Seals 3-(-5).

PASSING: Ole Miss-Matt Corral 31-34-0-412; John Rhys Plumlee 1-3-0-37.
Vanderbilt-Ken Seals 31-40-1-319; TEAM 0-1-0-0.

RECEIVING: Ole Miss-Elijah Moore 14-238; Jonathan Mingo 6-90; Dontario Drummond 4-29; Kenny Yeboah 3-32; Braylon Sanders 2-44; Jerrion Ealy 1-9; Sam Williams 1-6; Snoop Conner 1-1.
Vanderbilt-Cam Johnson 14-97; Ben Bresnahan 6-72; Keyon Henry-Brooks 5-89; Chris Pierce Jr. 4-46; James Bostic III 1-12; Rocko Griffin 1-3.

TACKLES (UA-A): Ole Miss-A.J. Finley 8-4; Lakin Henry 4-3; Jalen Jordan 5-1; Ashanti Cistrunk 3-3; Jacquez Jones 2-4; Tylan Knight 5-0; Ryder Anderson 3-2; MoMo Sanogo 3-2; Hal Northern 2-1; Brandon Mack 1-2; Tariqious Tisdale 1-2; Cedric Johnson 2-0; Miles Battle 2-0; Lakevias Daniel 2-0; Patrick Lucas Jr. 1-1; Sincere David 1-1; Sam Williams 1-1; Tavius Robinson 0-2; Jon Haynes 0-2; Nick Broeker 1-0; Isaiah Woullard 1-0; Zikerrion Baker 0-1; KD Hill 0-1; Demon Clowney 0-1.
Vanderbilt-Dashaun Jerkins 2-8; Jaylen Mahoney 5-4; Maxwell Worship 3-5; DC Williams 4-2; Allan George 4-1; Brendon Harris 2-3; Randall Haynie 4-0; Gabe Jeudy-Lally 3-1; Ethan Barr 2-2; Daevion Davis 2-2; Dimitri Moore 2-2; Anfernee Orji 1-3; Christian James 2-1; Andre Mintze 2-0; Dayo Odeyingbo 1-1; Brayden DeVaultSmith 1-1; Michael Owusu 1-1; Cameron Tidd 0-2; Nate Clifton 0-2; Mitchell Pryor 1-0; Tyrell Alexander 1-0; BJ Anderson 0-1; Justin Harris 0-1; Luke Blanton 0-1; Alston Orji 0-1; Malik Langham 0-1.

Vandy Falls at Home to Ole Miss

NASHVILLE, Tenn. — The Ole Miss offense was too much for Vanderbilt to overcome during the Rebels' 54-21 win over Vanderbilt at Vanderbilt Stadium.

A 21-0 lead in the first quarter helped Ole Miss take control of the game early. The Rebels wound up totaling 645 yards of total offense and averaged 8.2 yards per play. They also put together six scoring drives of at least 70 yards.

Vandy got within 33-14 in the second quarter, but could not get any closer. Freshman quarterback Ken Seals finished 31-for-40 passing for 319 yards with two touchdowns while wide receiver Cam Johnson caught 14 passes for 97 yards.

Keyon Henry-Brooks had 66 yards rushing and scored the game's final touchdown on a 1-yard plunge in the fourth quarter.

Ole Miss won the toss, elected to receive and quickly marched 71 yards for the game's first touchdown. Snoop Conner polished off the series with a 1-yard plunge into the end zone, giving the Rebels a 7-0 lead less than 3 1/2 minutes into the affair.

A 9-yard touchdown lob from Matt Corral to tight end Kenny Yeboah put Ole Miss up 14-0 with 2:49 to go in the first quarter. That play capped a 93-yard drive that took just 4:13 off the clock.

Exactly two minutes later, Corral threw a 36-yard touchdown pass down the right sideline to Elijah Moore giving Ole Miss a 21-0 advantage going into the second quarter.

Vanderbilt finally responded after that when Seals found tight end Ben Bresnahan on a 43-yard touchdown pass down the left sideline. A quick pump fake followed by a long throw to an open Bresnahan cut the Vandy deficit to 21-7. The grab was the longest of Bresnahan's career.

Moore scored his next touchdown with a one-yard reception that capped an eight-play, 77-yard drive and gave Ole Miss a 27-7 lead. Six minutes and 28 seconds later, Moore caught a 28-yard touchdown to put the Rebels ahead 33-7.

Vandy wasn't done just yet and had enough time left on the clock to put something together. Seals orchestrated an eight-play drive that ended with a 16-yard pass to Chris Pierce Jr. into the left side of the end zone.

The Commodores would have to settle for a 33-14 halftime score.

Seals finished 15 of 18 passing in the first half totaling 158 yards to go along with two touchdown throws. Corral was 22 of 25 for 318 yards and four touchdowns and the Rebels piled up 413 yards of total offense on 46 plays.

After Vandy was forced to punt to begin the second half, Ole Miss put together another long scoring drive that ended with Corral's 14-yard touchdown pass to Ontario Drummond. That put the Rebels ahead 41-14.

The Commodores fumbled the ensuing kickoff, which allowed Corral to add a 9-yard touchdown pass to Yeboah a few minutes later making it 48-14. John Rhys Plumlee connected with Braylon Sanders on a 37-yard touchdown pass before the end of the third period.

Corral finished 31 of 34 passing for 412 yards and six touchdowns while Moore caught 14 balls for 238 yards and three scores.

2020 Game Recaps

Vanderbilt at Mississippi State Nov. 7 • Starkville, Miss.

	1	2	3	4	Final
Vanderbilt (0-5, 0-5)	0	0	7	10	17
Mississippi State (2-4, 2-4)	14	3	0	7	24

Qtr	Time	Team - Scoring Play	Plays-Yards	TOP
1st	11:47	MS - Osirus Mitchell 6 yd pass from Rogers (Ruiz kick)	5-27	1:51
	2:33	MS - Dillon Johnson 4 yd run (Ruiz kick)	11-68	5:05
2nd	9:24	MS - Brandon Ruiz 25 yd field goal	11-48	5:30
3rd	4:27	VANDY - Chris Pierce Jr. 2 yd pass from Seals (Farley kick)	8-71	3:44
4th	12:27	VANDY - Keyon Henry-Brooks 27 yd run (Farley kick)	12-85	5:12
	2:43	MS - Jo'Quavious Marks 1 yd run (Ruiz kick)	4-13	1:35
	0:38	VANDY - Pierson Cooke 41 yd field goal	8-52	2:05

	Vanderbilt	Mississippi State
FIRST DOWNS	30	14
RUSHES-YARDS (NET)	36-142	11--22
PASSING YDS (NET)	336	226
Passes Att-Comp-Int	31-46-3	35-46-0
TOTAL OFFENSE PLAYS-YARDS	82-478	57-204
Fumble Returns-Yards	3-0	0-0
Punt Returns-Yards	2-23	0-0
Kickoff Returns-Yards	3-170	5-330
Interception Returns-Yards	0-0-0	3-55-0
Punts (Number-Avg)	1-29.0	7-45.6
Fumbles-Lost	3-2	0-0
Penalties-Yards	6-52	8-92
Possession Time	32:10	27:50
Third-Down Conversions	8 of 15	4 of 13
Fourth-Down Conversions	2 of 3	0 of 0
Red-Zone Scores-Chances	1-2	4-4
Sacks By: Number-Yards	3-31	1-1

RUSHING: Vanderbilt-Keyon Henry-Brooks 20-115; Rocko Griffin 13-19; Jamauri Wakefield 1-7; Ken Seals 2-1.
Mississippi State-Jo'Quavious Marks 6-10; Dillon Johnson 1-4; TEAM 1-(-5); Will Rogers 3-(-31).

PASSING: Vanderbilt-Ken Seals 31-46-3-336.
Mississippi State-Will Rogers 35-46-0-226.

RECEIVING: Vanderbilt-Keyon Henry-Brooks 11-97; Cam Johnson 10-114; Chris Pierce Jr. 6-76; Amir Abdur-Rahman 3-49; Jayden Harrison 1-0.
Mississippi State-Malik Heath 9-79; Jo'Quavious Marks 7-22; Austin Williams 6-33; Jaden Walley 5-43; Osirus Mitchell 4-32; L. Witherspoon 2-11; Dillon Johnson 1-7; G. Spivey 1-(-1).

TACKLES (UA-A): Vanderbilt-Brendon Harris 5-5; Jaylen Mahoney 4-6; Anfernee Orji 3-6; Allan George 4-4; Ethan Barr 1-5; Justin Harris 1-2; Daevion Davis 0-3; Dimitri Moore 1-1; Ken Seals 1-1; Andre Mintze 1-1; Alston Orji 0-2; Christian James 0-2; Dashaun Jerkins 0-2; Maxwell Worship 0-2; Michael Owusu 1-0; Dayo Odeyingbo 1-0; Derek Green 0-1; Rocko Griffin 0-1.
Mississippi State-Aaron Brule 1-12; Martin Emerson 5-5; Marcus Murphy 1-9; Landon Guidry 6-3; Erroll Thompson 1-7; Jaden Crumedy 0-7; Collin Duncan 2-5; Tyrus Wheat 3-3; Marquiss Spencer 2-2; Emmanuel Forbes 3-1; Shawn Preston Jr. 1-3; Kobe Jones 0-4; Cameron Young 1-2; Jordan Davis 3-0; Nathaniel Watson 0-3; J.P. Purvis 2-0; Esaias Furdge 1-0; Aaron Odom 1-0; Jaden Walley 0-1.

Comeback Comes Up Short

STARKVILLE, Miss. — Vanderbilt cut a 17-0 deficit down to 17-14 in the second half at Davis Wade Stadium, but five turnovers ultimately led to the Commodores' demise in a 24-17 loss to Mississippi State.

Down 17-14 late, Vandy appeared intent on driving for a chance at a game-tying or game-winning score, but quarterback Ken Seals threw his third interception of the day with 8:02 to play. The Dores still got the back with 6:11 to go, only to see Seals lose a fumble at his own 13 with 4:18 to play.

Jo'Quavious Marks punched in a 1-yard touchdown run shortly thereafter to ice the game for the Bulldogs.

Pierson Cooke was able to hit a 41-yard field goal with 38 ticks remaining making it a touchdown game. The Bulldogs recovered the ensuing onside kickoff to clinch victory.

Running back Keyon Henry-Brooks finished with 115 yards on 20 carries and caught 11 passes for 97 yards. His 27-yard touchdown run got the Commodores within three late in the game.

Seals threw for a career-high 336 yards on 31 of 46 passing and a touchdown. The freshman also threw three interceptions and lost a fumble.

Wide receiver Cam Johnson had 10 grabs for 114 yards and Chris Pierce made six receptions for 76 yards and a score.

After Vanderbilt's opening offensive series ended with an interception on the fourth play, Mississippi State needed just five plays to go 27 yards to take a 7-0 lead. Mississippi State quarterback Will Rogers found Osirus Mitchell on a 6-yard pass a little more than three minutes into the game.

The Bulldogs then upped their lead to 14-0 with an 11-play drive that covered 68 yards and chewed up 5:05 of clock. Dillon Johnson's 4-yard touchdown run polished the series off and came on the heels of Cooke's missed 50-yard field goal for Vandy.

Mississippi State's Brandon Ruiz added a 25-yard field goal later in the second quarter and that would turn out to be the final score of the half.

Vanderbilt had 156 yards of total offense in the first two quarters, but turned the ball over twice, missed a field goal and failed on one of two fourth-down conversions.

The Commodores finally put a dent into the lead toward the end of the third quarter thanks to an eight-play, 71-yard drive that ended in seven points. Seals found Pierce from the 2 to make the score 17-7 with 4:27 to go in the period.

Suddenly Vandy had life and road the legs of Henry-Brooks from there. The sophomore capped a 12-play, 85-yard drive with a 27-yard sprint to the end zone making it 17-14 with 12:27 to go.

That would set up the final, pivotal minutes of the contest before Vanderbilt ran out of time.

Vanderbilt at Kentucky
Nov. 14 • Lexington, Ky.

	1	2	3	4	Final
Vanderbilt (0-6, 0-6)	0	14	7	14	35
Kentucky (3-4, 3-4)	14	10	7	7	38

Qtr	Time	Team - Scoring Play	Plays-Yards	TOP
1st	10:15	UK - Justin Rigg 15 yd pass from Wilson (Poore kick)	9-75	4:45
	3:48	UK - Terry Wilson 32 yd run (Poore kick)	6-68	2:48
2nd	14:30	VANDY - Chris Pierce Jr. 34 yd pass from Seals (Farley kick)	8-74	4:11
	10:28	UK - Keaton Upshaw 21 yd pass from Wilson (Poore kick)	7-79	3:54
	3:40	VANDY - Ben Bresnahan 2 yd pass from Wright (Cooke kick)	17-78	6:44
	0:00	UK - Chance Poore 28 yd field goal	10-45	3:34
3rd	10:34	UK - Chris Rodriguez 3 yd run (Poore kick)	6-26	2:57
	2:53	VANDY - Mike Wright 2 yd run (Cooke kick)	15-75	7:41
4th	9:14	UK - Chris Rodriguez 74 yd run (Poore kick)	3-91	1:374
	3:13	VANDY - Mitchell Pryor 2 yd run (Cooke kick)	7-80	2:28
	0:30	VANDY - Cam Johnson 7 yd pass from Seals (Cooke kick)	11-78	0:59

	Vanderbilt	Kentucky
FIRST DOWNS	29	23
RUSHES-YARDS (NET)	45-180	35-308
PASSING YDS (NET)	227	150
Passes Att-Comp-Int	22-35-0	16-20-0
TOTAL OFFENSE PLAYS-YARDS	80-407	55-458
Fumble Returns-Yards	0-0	0-0
Punt Returns-Yards	0-0	2-38
Kickoff Returns-Yards	2-39	3-62
Interception Returns-Yards	0-0-0	0-0-0
Punts (Number-Avg)	4-41.8	3-46.3
Fumbles-Lost	0-0	1-0
Penalties-Yards	6-50	10-89
Possession Time	32:26	27:34
Third-Down Conversions	11 of 17	3 of 8
Fourth-Down Conversions	2 of 2	1 of 1
Red-Zone Scores-Chances	4-4	3-3
Sacks By: Number-Yards	0-0	1-4

RUSHING: Vanderbilt-Keyon Henry-Brooks 29-121; Mitchell Pryor 4-29; Rocko Griffin 6-15; Ken Seals 4-10; Mike Wright 2-5.
Kentucky-Chris Rodriguez 13-149; Terry Wilson 7-83; Asim Rose 7-49; Kavosiey Smoke 3-20; Jutahn McClain 4-7; TEAM 1-0.

PASSING: Vanderbilt-Ken Seals 21-32-0-225; Mike Wright 1-1-0-2; TEAM 0-2-0-0.
Kentucky-Terry Wilson 13-15-0-110; Beau Allen 3-5-0-40.

RECEIVING: Vanderbilt-Amir Abdur Rahman 7-89; Ben Bresnahan 4-48; Cam Johnson 4-17; Chris Pierce Jr. 3-53; Keyon Henry-Brooks 2-8; Mitchell Pryor 1-12; Jayden Harrison 1-0.
Kentucky-Demarcus Harris 4-33; Josh Ali 3-15; Keaton Upshaw 2-41; Justin Rigg 1-15; Mike Drennen 1-14; Kavosiey Smoke 1-9; Isaiah Epps 1-8; Bryce Oliver 1-6; Allen Dailey 1-5; Asim Rose 1-4.

TACKLES (UA-A): Vanderbilt-Allan George 7-1; Brendon Harris 3-5; Anfernee Orji 2-5; Dimitri Moore 2-4; Jaylen Mahoney 2-2; Maxwell Worship 1-3; Brayden DeVault-Smith 2-1; Elijah Hamilton 2-1; Dayo Odeyingbo 1-2; Daevion Davis 0-3; Dashaun Jerkins 2-0; Ethan Barr 1-0; Harrison Smith 1-0; Raashaan Wilkins Jr. 1-0; Derek Green 1-0; Chase Lloyd 1-0; Michael Owusu 1-0; Malik Langham 0-1; Justin Harris 0-1; Andre Mintze 0-1.
Kentucky-Jamin Davis 6-9; Marquez Bembry 5-5; Yusuf Corker 1-9; Tyrell Ajian 5-1; Phil Hoskins 2-4; Jordan Wright 2-4; Brandin Echols 4-1; J.J. Weaver 4-0; Kelvin Joseph 1-2; D'Eryk Jackson 1-2; Joshua Paschal 1-2; Quinton Bohanna 0-3; Quandre Mosely 1-1; Vito Tisdale 1-1; Jamar Watson 0-2; Davonte Robinson 1-0; Marquan McCall 0-1; Jared Casey 0-1; Carrington Valentine 0-1; Kordell Looney 0-1.

Dores Drop Road Test at Kentucky

LEXINGTON, Ky. — A slow start out of the gates turned out to be critical in the race to victory for Vanderbilt as the Commodores lost 38-35 to Kentucky at Kroger Field.

After falling behind 14-0, Vandy had outscored the Wildcats 21-17 at one point, but couldn't come all the way back. Kentucky's Chris Rodriguez virtually iced the game with a 74-yard touchdown run with 9:14 to go in the contest, making it 38-21.

Quarterbacks Mike Wright and Ken Seals – both true freshmen – each had solid days for the Commodores. Wright threw a 2-yard touchdown pass and ran for a 2-yard score. Seals finished 21 of 32 for 225 yards and two touchdowns.

Vandy running back Keyon Henry-Brooks totaled 121 yards on the ground over a career-high 29 carries. The sophomore has racked up 302 yards rushing on 72 attempts the past three games.

Running back Mitchell Pryor scored on a 2-yard run for the Dores with 3:13 to play and Seals found Cam Johnson on a 7-yard touchdown pass with 30 seconds left. It was too little, too late.

Kentucky began the day by marching 75 yards in nine plays and went up 7-0 when Terry Wilson found Justin Rigg on a 15-yard touchdown pass. That series chewed up nearly five minutes of clock.

Wilson added a score with his feet when he rushed around right end for a 32-yard touchdown sprint putting the Wildcats ahead 14-0 with 3:48 to go in the opening stanza.

Vanderbilt regrouped to start the second quarter and got on board with a Seals 34-yard touchdown pass to Chris Pierce on a flag route into the right corner of the end zone. That play got the Commodores within 14-7.

The Wildcats didn't waste time with a response, scoring on Wilson's second touchdown pass of the day – this one coming from 21 yards out to Keaton Upshaw. Kentucky's scoring drive covered 79 yards in just seven plays.

The Commodores, who were 11 of 17 on third down, kept coming back and got within seven with 3:40 left in the half. A 17-play drive that covered 78 yards ended with Wright rolling right on fourth down and dumping a two-yard touchdown pass to tight end Ben Bresnahan.

It was Wright's first career touchdown pass.

Chance Moore kicked a 28-yard field for Kentucky before the end of the half, allowing the Wildcats to go into the locker room up 24-14.

Vanderbilt gave up 277 yards of offense over the first two quarters and allowed the Wildcats to average 8.9 yards per play.

Kentucky opened the scoring in the third quarter with a 3-yard touchdown run from Rodriguez. Vandy responded with a 75-yard drive that was capped off by Wright's 2-yard touchdown sprint on another fourth down call.

The Commodores trailed 31-21 with 2:53 to go in the third quarter and that would be how the scoreboard would read going into the final 15 minutes.

Season-by-Season Records • Head Coach Records

Season	W	L	T	Head Coach
1890	1	0	--	Elliott H. Jones
1891	3	1	--	Elliott H. Jones
1892	4	4	--	Elliott H. Jones
1893	6	1	--	W.J. Keller
1894	7	1	--	Henry Thornton
1895	5	3	1	C.L. Upton
1896	3	2	2	R.G. Acton
1897	6	0	1	R.G. Acton
1898	1	5	--	R.G. Acton
1899	7	2	--	J.L. Crane
1900	4	4	1	J.L. Crane
1901	6	1	1	W.H. Watkins
1902	8	1	--	W.H. Watkins
1903	6	1	1	J.H. Henry
1904	9	0	--	Dan McGugin
1905	7	1	--	Dan McGugin
1906	8	1	--	Dan McGugin
1907	5	1	1	Dan McGugin
1908	7	2	1	Dan McGugin
1909	7	3	--	Dan McGugin
1910	8	0	1	Dan McGugin
1911	8	1	--	Dan McGugin
1912	8	1	1	Dan McGugin
1913	5	3	--	Dan McGugin
1914	2	6	--	Dan McGugin
1915	9	1	--	Dan McGugin
1916	7	1	1	Dan McGugin
1917	5	3	--	Dan McGugin
1918	4	2	--	Ray Morrison
1919	5	1	2	Dan McGugin
1920	5	3	1	Dan McGugin
1921	7	0	1	Dan McGugin
1922	8	0	1	Dan McGugin
1923	5	2	1	Dan McGugin
1924	6	3	1	Dan McGugin
1925	6	3	--	Dan McGugin
1926	8	1	--	Dan McGugin
1927	8	1	2	Dan McGugin
1928	8	2	--	Dan McGugin
1929	7	2	--	Dan McGugin
1930	8	2	--	Dan McGugin
1931	5	4	--	Dan McGugin
1932	6	1	2	Dan McGugin
1933	4	3	3	Dan McGugin
1934	6	3	--	Dan McGugin
1935	7	3	--	Ray Morrison
1936	3	5	1	Ray Morrison
1937	7	2	--	Ray Morrison
1938	6	3	--	Ray Morrison
1939	2	7	1	Ray Morrison
1940	3	6	1	Red Sanders
1941	8	2	--	Red Sanders
1942	6	4	--	Red Sanders
1943	5	0	--	E.H. Alley
1944	3	0	1	Doby Bartling
1945	3	6	--	Doby Bartling
1946	5	4	--	Red Sanders
1947	6	4	--	Red Sanders
1948	8	2	1	Red Sanders
1949	5	5	--	Bill Edwards
1950	7	4	--	Bill Edwards
1951	6	5	--	Bill Edwards
1952	3	5	2	Bill Edwards
1953	3	7	--	Art Guepe
1954	2	7	--	Art Guepe
1955	8	3	--	Art Guepe
1956	5	5	--	Art Guepe
1957	5	3	2	Art Guepe

Head Coach	Seasons	W	L	T
Elliott H. Jones	1890-92	8	5	--
W.J. Keller	1893	6	1	--
Henry Thornton	1894	7	1	--
C.L. Upton	1895	5	3	1
R.G. Acton	1896-98	10	7	3
J.L. Crane	1899-1900	11	6	1
W.H. Watkins	1901-02	14	2	1
J.H. Henry	1903	6	1	--
Dan McGugin •	1904-34	197	55	19
Ray Morrison	1918, 1935-39	29	22	2
Red Sanders ••	1940-48	36	22	2
E.H. Alley	1943	5	0	--
Doby Bartling	1944-45	6	6	1
Bill Edwards	1949-52	21	19	2
Art Guepe	1953-62	39	54	7
Jack Green	1963-66	7	29	4
Bill Pace	1967-72	22	38	3
Steve Sloan	1973-74	12	9	2
Fred Pancoast	1975-78	13	31	--
George MacIntyre	1979-85	25	52	1
Watson Brown	1986-90	10	45	--
Gerry DiNardo	1991-94	19	25	--
Rod Dowhower	1995-96	4	18	--
Woody Widenhofer	1997-2001	15	40	--
Bobby Johnson	2002-09	29	66	--
Robbie Caldwell	2010	2	10	--
James Franklin	2011-13	24	15	--
Derek Mason	2014-active	27	53	--
	130th season	609	635	50

• McGugin missed the 1918 season on military duty during World War I.

•• Sanders missed the 1943-45 seasons on military duty during World War II.

Unbeaten (8)		
1944	3-0-1	Doby Bartling
1943	5-0-0	E.H. Alley
1922	8-0-1	Dan McGugin
1921	7-0-1	Dan McGugin
1910	8-0-1	Dan McGugin
1904	9-0-0	Dan McGugin
1897	6-0-1	R.G. Acton
1890	1-0-0	Elliott H. Jones

Nine-Win Seasons (4)		
2013	9-4	James Franklin
2012	9-4	James Franklin
1915	9-1	Dan McGugin
1904	9-0	Dan McGugin

Eight-Win Seasons (13)		
1982	8-4	George MacIntyre
1955	8-3	Art Guepe
1948	8-2-1	Red Sanders
1941	8-2	Red Sanders
1930	8-2	Dan McGugin
1928	8-2	Dan McGugin
1927	8-1-2	Dan McGugin
1926	8-1	Dan McGugin
1922	8-0-1	Dan McGugin
1912	8-1-1	Dan McGugin
1911	8-1	Dan McGugin
1910	8-0-1	Dan McGugin
1902	8-1	W.H. Watkins

The Last Time

Vanderbilt

Score three or more touchdowns.....	Ke'Shawn Vaughn vs. Baylor (3 • 12.27.18)
Score four or more touchdowns.....	Earl Bennett vs. Kentucky (5 • 11.12.05)
Three passing touchdowns.....	Kyle Shurmur vs. Tennessee (3 • 11.24.18)
Four or more passing touchdowns.....	Kyle Shurmur at Tennessee (4 • 11.25.17)
Five or more passing touchdowns.....	Johnny McCrary vs. Old Dominion (5 • 11.1.14)
200 or more passing yards	Ken Seals at Kentucky (225 • 11.14.20)
300 or more passing yards	Ken Seals at Mississippi State (336 • 11.7.20)
400 or more passing yards	Kyle Shurmur vs. Tennessee (416 • 11.26.16)
70-yard completion.....	Riley Neal-Chris Pierce Jr. at Purdue (75 • 9.7.19)
100 or more rushing yards	Keyon Henry-Brooks at Kentucky (121 • 11.14.20)
200 or more rushing yards	Ke'Shawn Vaughn vs. Baylor (243 • 12.27.18)
300 or more rushing yards	Frank Mordica vs. Air Force (321 • 11.18.78)
70-yard rush.....	Ke'Shawn Vaughn vs. Tennessee State (78 • 9.29.18)
Three or more rushing touchdowns.....	Ke'Shawn Vaughn at Arkansas (3 • 10.27.18)
100 or more receiving yards.....	Cam Johnson at Mississippi State (114 • 11.7.20)
200 or more receiving yards.....	Trent Sherfield vs. Austin Peay (240 • 9.1.15)
Two touchdown receptions	Jared Pinkney vs. East Tennessee State (2 • 11.23.19)
Three or more touchdown receptions	Earl Bennett vs. Richmond (3 • 9.1.07)
Kickoff return for touchdown	Darrius Sims vs. South Carolina (100 • 9.12.14)
Punt return for touchdown	Jonathan Krause at Wake Forest (83 • 11.24.12)
Interception return for touchdown	Randall Haynie vs. LSU (47 • 9.21.19)
Fumble return for touchdown	Allan George vs. Kentucky (67 • 11.16.19)
Three or more field goals made.....	Tommy Openshaw at Auburn (3 • 11.5.16)
50-yard field goal.....	Ryley Guay vs. Florida (53 • 10.13.18)
60-yard punt	Harrison Smith at South Carolina (60 • 11.2.19)
70-yard punt	Tommy Openshaw vs. Missouri (78 • 10.24.15)
10 or more tackles	Brendon Harris at Mississippi State (10 • 11.7.20)
Three or more tackles for loss	Jaylen Mahoney at Mississippi State (10 • 11.7.20)
Forced multiple fumbles.....	LaDarius Wiley at Missouri (2 • 11.10.18)
Two or more sacks	Andre Mintze at Ole Miss (2.0 • 10.5.19)
Three or more sacks	Charles Wright at Middle Tennessee (3.0 • 9.2.17)
Two or more interceptions.....	Tae Daley at Florida (2 • 11.9.19)
Blocked punt	Max Worship vs. Ole Miss (11.17.18)
Blocked punt returned for touchdown	Stephen Weatherly vs. UMass (11 • 9.13.14)
Blocked field goal.....	Cameron Tidd vs. East Tennessee State (11.23.19)
Blocked PAT	Nifae Lealao at Middle Tennessee (9.2.17)
Safety	Team at Texas A&M (9.26.20)
30 or more first downs	at Mississippi State (30 • 11.7.20)
500 or more yards of total offense.....	vs. Tennessee State (553 • 9.29.18)
300 or more passing yards	at Mississippi State (336 • 11.7.20)
400 or more passing yards	at Purdue (420 • 9.7.19)
200 or more rushing yards	vs. East Tennessee State (220 • 11.23.19)
300 or more rushing yards	vs. Tennessee State (358 • 10.22.16)
400 or more rushing yards	vs. Presbyterian (410 • 9.15.12)
40 points or more	at Arkansas (45 • 10.27.18)
Held opponent under 100 total yards	vs. Chattanooga (93 • 9.6.03)
Held opponent under 200 total yards	vs. East Tennessee State (105 • 11.23.19)
Held opponent under 250 total yards	at Mississippi State (204 • 11.7.20)
Held opponent under 100 rushing yards	at Mississippi State (-22 • 11.7.20)
Held opponent under 100 passing yards	vs. East Tennessee State (68 • 11.23.19)
Shut out opponent.....	vs. East Tennessee State (11.23.19)

Opponent

Score three or more touchdowns.....	Elijah Moore • Ole Miss (3 • 10.31.20)
Score four or more touchdowns.....	Ja'Marr Chase • LSU (4 • 9.21.19)
Three passing touchdowns	Matt Corral • Ole Miss (6 • 10.31.20)
Four or more passing touchdowns.....	Matt Corral • Ole Miss (6 • 10.31.20)
200 or more passing yards	Will Rogers • Mississippi State (226 • 11.7.20)
300 or more passing yards	Matt Corral • Ole Miss (412 • 10.31.20)
400 or more passing yards	Matt Corral • Ole Miss (412 • 10.31.20)
70-yard completion.....	Sindelar-Moore • Purdue (70 • 9.7.19)
100 or more rushing yards	Kevin Harris • South Carolina (171 • 10.10.20)
200 or more rushing yards	Eric Gray • Tennessee (246 • 11.30.19)
Three or more rushing touchdowns.....	Eric Gray • Tennessee (3 • 11.30.19)
70-yard rush.....	Chris Rodriguez • Kentucky (74 • 11.14.20)
100 or more receiving yards.....	Elijah Moore • Ole Miss (238 • 9.21.19)
200 or more receiving yards.....	Elijah Moore • Ole Miss (238 • 9.21.19)
Three or more touchdown receptions	Elijah Moore • Ole Miss (3 • 9.21.19)
Kickoff return for touchdown	Nyheim Hines • NC State (100 • 12.26.16)
Punt return for touchdown.....	Richaud Floyd • Missouri (74 • 11.18.17)
Interception return for touchdown	Brandon Lee • Missouri (42 • 11.18.17)
Fumble return for touchdown	Jonathan Greenard • Florida (80 • 11.9.19)
Three or more field goals made.....	Rodrigo Blankenship • Georgia (3 • 8.31.19)
50-yard field goal.....	Rodrigo Blankenship • Georgia (50 • 8.31.19)
70-yard punt	Ryan Janvion • Wake Forest (71 • 11.30.13)
10 or more tackles	Jamin Davis • Kentucky (15 • 11.14.20)
Three or more tackles for loss	Marques Bembry • Kentucky (10 • 11.14.20)
Two or more sacks	Yusuf Corker • Kentucky (10 • 11.14.20)
Two or more interceptions.....	Ernest Jones • South Carolina (3.0 • 10.10.20)
Blocked punt	Aaron Sterling • South Carolina (2.0 • 11.2.19)
Blocked punt returned for touchdown	Donovan Stiner • Florida (2 • 11.9.19)
Blocked field goal.....	Micah Baskerville • LSU (9.21.19)
Blocked PAT	Micah Baskerville • LSU (9.21.19)
Safety.....	Sharrif Floyd • Florida (11.5.11)
30 or more first downs	D.J. Wonnum • South Carolina (10.28.17)
500 or more yards of total offense.....	Marquis Haynes • Ole Miss (10.14.17)
300 or more passing yards	Ole Miss (35 • 10.31.20)
400 or more passing yards	Ole Miss (641 • 10.31.20)
200 or more rushing yards	Ole Miss (449 • 10.31.20)
300 or more rushing yards	Ole Miss (449 • 10.31.20)
400 or more rushing yards	Kentucky (308 • 11.14.20)
40 points or more	Kentucky (308 • 11.14.20)
Held Vanderbilt under 200 total yards	Kentucky (401 • 11.16.19)
Held Vanderbilt under 100 rushing yards.....	Ole Miss (54 • 10.31.20)
Held Vanderbilt under 100 passing yards	Florida (128 • 11.9.19)
Shut out Vanderbilt.....	Florida (51 • 11.9.19)
	Florida (77 • 11.9.19)
	Florida (11.9.19)