

VANDERBILT

FOOTBALL

2020 Schedule

Date	Opponent	Time • Result
9.26	at #10/11 Texas A&M*	L, 12-17
10.3	#20/17 LSU*	L, 7-41
10.10	South Carolina* [SEC Network]	11 a.m.
10.17	at Missouri* [SEC Network]	6:30 p.m.
10.31	Ole Miss* [SEC Network]	3 p.m.
11.7	at Mississippi State* [SEC Network]	3 p.m.
11.14	at Kentucky*	TBA
11.21	Florida*	TBA
11.28	Tennessee	TBA
12.5	at Georgia*	TBA

* SEC contest • All times CT

Vanderbilt Commodores (0-2) vs. South Carolina (0-2)

VUCommodores.com
Twitter • @VandyFootball
Instagram • @VandyFootball
Facebook • VanderbiltAthletics
In-Game Notes • @VandyNotes

Oct. 10, 2020 • 11 a.m. CT
Vanderbilt Stadium • Nashville, Tenn.

SEC Network

Dave Neal (play-by-play), DJ Shockley (analyst),
Dawn Davenport (sideline)

WQZQ 830 AM • 93.3 FM

Joe Fisher (play-by-play), Norman Jordan (analyst),
Kevin Ingram (sideline)

Primary Football Contact • Sarah Feters

sarah.feters@vanderbilt.edu • 984.209.9104

Secondary Football Contact • Josh Foster

joshua.foster@vanderbilt.edu • 205.213.5091

• Playing at home for the second straight week, Vanderbilt hosts South Carolina on Saturday. Kickoff is scheduled for 11 a.m. CT at Vanderbilt Stadium with live television coverage on SEC Network.

• Saturday's game marks the 30th in the series with the Gamecocks. The Commodores have faced South Carolina annually since 1992, when the Gamecocks joined the SEC. Vanderbilt's last win against South Carolina came in 2008, when the Commodores used touchdown runs by quarterback Chris Nickson and running back Jared Hawkins to build a 24-10 lead en route to a 24-17 home victory over the 24th-ranked Gamecocks.

• The contest Saturday has been designated to raise awareness in the fight against racial injustice and social inequalities. On the videoboard throughout the tilt, student-athletes and alumni will be sharing perspectives on what they are doing to enact change in our communities.

• Nine Vanderbilt student-athletes have earned their first collegiate starts this season: Amir Abdur-Rahman (Jr., WR), Justin Ball (So., TE), Justin Harris (So., S), Jayden Harrison (So., WR), Donovan Kaufman (Fr., S), Ja'Veon Marlow (Jr., RB), Anfernee Orji (So., ILB), Alston Orji (Jr., ILB) and Ken Seals (Fr., QB). Two others have been first-time starters in a Vanderbilt uniform: Connor Mignone (5th, RT) and Raashaan Wilkins Jr. (Jr., DT).

• Ken Seals became just the third Southeastern Conference true freshman quarterback to start a season opener, and the first to do so in a true road game when he took the field at Texas A&M on Sept. 26. Seals, a January enrollee, has thrown for 263 yards this season, the ninth most by a freshman quarterback nationally. Within the SEC, Seals stands 14th in passing yards and second among the league's freshmen.

• Seals' first two games have been against top-20 opponents. He is the fourth true freshman since 2012 to make his first two starts against top-20 foes, and the first since Tanner Mangum of BYU did so in 2015 against No. 20 Boise State (Sept. 12) and No. 10 UCLA (Sept. 19).

• Seals stands 18th nationally in passing yards against ranked opponents (263). He is 23 yards shy of Missouri's Connor Bazelak, who stands 15th and leads all rookie quarterbacks in yards versus ranked foes.

• Junior running back Ja'Veon Marlow has rushed for 148 yards in the first two games. He tallied a career-high 17 rushes for a personal-best 83 yards against No. 20/17 LSU. Marlow, who tallied 42 total ground yards in 2019, ranks fourth nationally in total rushing yards against ranked opponents.

• Preseason All-SEC defensive lineman Dayo Odeyingbo turned in a team-high 2.0 tackles for loss at Texas A&M and added 1.0 sack. He enters the South Carolina game tied for 12th in the SEC in tackles for loss in 2020.

• The Commodores recovered three fumbles at Texas A&M, the most in a game since jumping on three at No. 10 Florida on Nov. 7, 2015. Vanderbilt, tied for sixth nationally in fumbles recovered, had five in all of 2019.

• Vanderbilt's scoring defense has greatly improved through two contests against ranked teams, holding a pair of top-20 foes to 58 points, an average of 29.0 points/game. A season ago, Vanderbilt gave up an average of 50.7 points per game to ranked opponents.

• Vanderbilt chose seven team captains for the 2020 campaign: Odeyingbo, Mintze, junior wide receiver Cam Johnson, junior defensive back Camden Coleman, cornerback Elijah Hamilton, center Grant Miller and punter Harrison Smith.

• Derek Mason is one of just two Vanderbilt head coaches to lead the Commodores to multiple postseason bowl appearances (2016 Independence Bowl; 2018 Texas Bowl).

• Mason's staff has a different look in 2020 with six new assistant coaches: Tony Ball (wide receivers), Todd Fitch (offensive coordinator), Aaron Henry (cornerbacks), Ted Roof (defensive coordinator), Pete Rossomando (offensive line) and Kenechi Udeze (linebackers).

South Carolina Series History

- Series: Vanderbilt trails, 4-25
- Current series streak: South Carolina, W11
- In Columbia: Vanderbilt trails, 2-12
- In Nashville: Vanderbilt trails, 2-13
- First meeting: 1961 • Nashville • Vanderbilt 7, South Carolina 14
- Last meeting: 2019 • Columbia • Vanderbilt 7, South Carolina 24
- Last Vanderbilt win: 2008 • Nashville • Vanderbilt 24, South Carolina 17
- Largest Vanderbilt margin • 2007 (11 points, 17-6)

• This marks the 30th meeting between Vanderbilt and South Carolina.

• The Commodores and Gamecocks have met annually since 1992, when South Carolina joined the SEC.

1992 • The Commodores jumped out to an early two-touchdown lead with scores by Marcus Wilson and Gabe Banks, but couldn't hold off a late Carolina rally and fell 21-17 in front of a sellout homecoming crowd on West End.

1994 • A furious comeback by the Commodores came up just short as Vanderbilt dropped a 19-16 home decision. Running back Jermaine Johnson paced the Commodore offensive rally with 121 rushing yards.

1998 • The Commodores rallied for their first victory in the series with a late touchdown by running back Jared McGrath. Woody Widenhofer's vaunted Vanderbilt defense held the Gamecocks scoreless in the fourth quarter for a 17-14 win.

1999 • The Commodores earned their third road victory of the season by edging Lou Holtz's first Gamecock squad, 11-10. The clinching points came on a fourth-quarter touchdown pass from Greg Zolman to wide receiver Todd Yoder.

2007 • Standout cornerback D.J. Moore paced a superb defensive effort as Vanderbilt defeated the sixth-ranked Gamecocks in Columbia. It marked Vanderbilt's second all-time win over a team ranked sixth by the *Associated Press*. The defense held South Carolina to just 26 rushing yards and 282 total yards, giving Columbia native Bobby Johnson his first win over the Gamecocks as Vanderbilt head coach. Moore, also from South Carolina, earned national defensive player of the week honors after posting two interceptions.

2008 • The Commodores used touchdown runs by quarterback Chris Nickson and running back Jared Hawkins to build a 24-10 lead en route to a 24-17 home victory over the 24th-ranked Gamecocks. It marked the program's second straight win over Steve Spurrier's South Carolina squad.

1961	L	7-23	Nashville, Tenn.
1992	L	17-21	Nashville, Tenn.
1993	L	0-22	Columbia, S.C.
1994	L	16-19	Nashville, Tenn.
1995	L	14-52	Columbia, S.C.
1996	L	0-27	Nashville, Tenn.
1997	L	3-35	Columbia, S.C.
1998	W	17-14	Nashville, Tenn.
1999	W	11-10	Columbia, S.C.
2000	L	14-30	Nashville, Tenn.
2001	L	46-14	Columbia, S.C.
2002	L	14-20	Nashville, Tenn.
2003	L	24-35	Columbia, S.C.
2004	L	6-31	Nashville, Tenn.
2005	L	28-35	Columbia, S.C.
2006	L	13-31	Nashville, Tenn.
2007	W	17-6	Columbia, S.C.
2008	W	24-17	Nashville, Tenn.
2009	L	10-14	Columbia, S.C.
2010	L	7-21	Nashville, Tenn.
2011	L	3-21	Columbia, S.C.
2012	L	13-17	Nashville, Tenn.
2013	L	25-35	Columbia, S.C.
2014	L	34-48	Nashville, Tenn.
2015	L	10-19	Columbia, S.C.
2016	L	10-13	Nashville, Tenn.
2017	L	27-34	Columbia, S.C.
2018	L	14-37	Nashville, Tenn.
2019	L	7-24	Columbia, S.C.

Team

MASON LOOKING TO CRACK TOP 5

- Mason's 27 wins are two victories away for a tie for fourth in program history:

Coach	Seasons	Wins
1. Dan McGugin	1904-34	197
2. Art Guepe	1953-62	39
3. Red Sanders	1940-48	36
4. Ray Morrison	1918, 1935-39	29
Bobby Johnson	2002-09	29
6. Derek Mason	2014-present	27

MASON IS SEC'S LONGEST-TENURED BLACK HEAD COACH

- Mason, in his seventh season at Vanderbilt, is the longest-tenured Black head coach in SEC history.

Coach	School	Span
1. Derek Mason	Vanderbilt	2014-present
2. Kevin Sumlin	Texas A&M	2012-17
3. Sylvester Croom	Mississippi State	2004-08
4. Joker Phillips	Kentucky	2010-12
James Franklin	Vanderbilt	2011-13
6. Randy Shannon	Florida	Four-game interim head coach in 2017
7. Bryan McClendon	Georgia	Interim head coach for 2015 TaxSlayer Bowl
Greg Knox	Mississippi State	Interim head coach for 2017 TaxSlayer Bowl

A BREAK FROM RANKED OPPONENTS

- Vanderbilt plays its first game against an unranked team on Saturday. The Commodores are one of six teams, five within the SEC, to have played their first two contests of 2020 against ranked teams:

Team	Opponent	Result
Arkansas	No. 4 Georgia	L, 10-37
Arkansas	No. 16 Mississippi State	W, 14-21
Auburn	No. 23 Kentucky	W, 29-13
Auburn	No. 4 Georgia	L, 6-27
Missouri	No. 2 Alabama	L, 19-38
Missouri	No. 21 Tennessee	L, 12-35
South Carolina	No. 16 Tennessee	L, 27-31
South Carolina	No. 3 Florida	L, 24-38
Syracuse	No. 18 North Carolina	L, 6-31
Syracuse	No. 25 Pittsburgh	L, 10-21
Vanderbilt	No. 10 Texas A&M	L, 12-17
Vanderbilt	No. 20 LSU	L, 7-41

- Last season, Vanderbilt went 1-3 against ranked foes with a 21-14 upset of No. 22 Missouri on Oct. 19, 2019.
- The Commodores have picked up at least one ranked win in three of the last four-plus seasons, the best stretch for Vanderbilt since five ranked wins from 2006-10.

NINE TRUE FRESHMEN MAKE DEBUTS

- So far this season, nine Commodore true freshmen have made their debuts: Bradley Ashmore (OL), Ethan Barr (LB), Ben Cox (OL), Rocko Griffin (RB), Donovan Kaufman (DB), Chase Lloyd (DB), Ken Seals (QB), Will Sheppard (WR) and Mike Wright (QB).

TWO POINTS ON THE BOARD

- At Texas A&M, Vanderbilt was credited with its first safety since Nov. 11, 2018, when the Aggies committed a personal foul in the end zone on a Texas A&M punt return.

FEW FLAGS

- Vanderbilt ranks in the top 10 nationally in four penalty categories:

Category	Number	NCAA Ranking
Fewest Penalties/Game	4.0	T-9th
Fewest Penalty Yards/Game	29.5	7th
Fewest Penalties	8	T-5th
Fewest Penalty Yards	59	4th

- The Commodores lead the SEC in all four categories.

GRADUATES ALL OVER THE FIELD FOR THE COMMODORES

- Twelve student-athletes on the 2020 roster have already earned their undergraduate degrees and are currently pursuing master's degrees: Tyrell Alexander, Drew Birchmeier, Elijah Hamilton, Kenny Hebert, Mac Hereford, Scott Meyer, Connor Mignone, Oren Millstein, Andre Mintze, Stephen Spanellis, Cameron Tidd and Jamauri Wakefield.

MESSAGES ON DISPLAY

- For the 2020 season, Vanderbilt student-athletes were given the option of choosing a message to display on their sweat plate on the back of the helmet. Fifteen messages will be on display throughout the course of the season, including: Black Lives Matter, Equality, I Am Second, Say Their Names, Turner's Heroes and No Justice No Peace.

#LEWISSTRONG

- On a side wall of Vanderbilt Stadium, near the south (tunnel) endzone, will be a graphic in honor of former assistant Osia Lewis.
- In May, Lewis lost his three-year-plus battle with a form of liver cancer called cholangiocarcinoma.
- In 2016, Lewis joined the Vanderbilt football staff as senior defensive assistant and outside linebackers coach. Following his diagnosis, Lewis stepped away from his on-field coaching role, but continued his duties as a senior defensive assistant. He also carried the title special consultant to Mason.
- On his sweat plate, senior defensive lineman Dayo Odeyingbo will wear #LewisStrong.

#FEEDOURHEROES

- When the coronavirus pandemic arrived in Nashville, Mason and his wife Leighanne came up with a way to give back to the community. As part of the Masons' #FeedOurHeroes initiative, they purchased meals from 10 local restaurants to feed 700 individuals across 16 medical sites.

Offense

TRUE FRESHMAN SEALS AT QUARTERBACK

- Vanderbilt features a new quarterback in 2020 as the only Commodore on the current roster who threw a pass for Vandy in 2019 is wide receiver Cam Johnson, who completed 1-of-2 passes for 16 yards last fall.
- True freshman Ken Seals, a January enrollee at Vanderbilt, has started the first two games of the season. He is the third SEC true freshman to start a season opener since freshman eligibility was restored in 1972, and the first to do so in a true road game.

Season	School	Quarterback	Opponent/Location
2004	Tennessee	Brent Schaeffer	vs. UNLV/Knoxville, Tenn.
2019	Auburn	Bo Nix	vs. Oregon/Arlington, Texas
2020	Vanderbilt	Ken Seals	at Texas A&M/College Station, Texas

TRUE FRESHMEN QUARTERBACKS AT VANDERBILT

- Seals became the eighth true freshman to start at quarterback for Vanderbilt since the NCAA restored freshman eligibility in 1972:

Season	Quarterback	Opponent
2020	Ken Seals	Texas A&M
2015	Kyle Shurmur	Missouri
2014	Wade Freebeck	Massachusetts
1998	David Wallace	Alabama
1993	Kenny Simon	Alabama
1985	Tim Richardson	Ole Miss
1985	John Gromos	Iowa State
1975	Mike Wright	Florida

- Seven of the Vanderbilt eight made their first start against an SEC team.
- Seals threw for 150 yards in his debut at No. 10 Texas A&M, the fourth most by a Commodore true freshman quarterback since 2000. Seals added 113 passing yards against No. 20 LSU, the fifth most by a Vandy true freshman quarterback:

Quarterback	Yards	Opponent (Season)
Kyle Shurmur	209	Tennessee (2015)
Wade Freebeck	168	South Carolina (2014)
Kyle Shurmur	166	Kentucky (2015)
Ken Seals	150	Texas A&M (2020)
Ken Seals	113	LSU (2020)
Wade Freebeck	100	Georgia (2014)

A TRUE FRESHMAN AGAINST RANKED OPPONENTS

- Seals' first two starts have been against top-20 foes, making him the fourth FBS quarterback since 2012 to make his first two career starts against top-20 opponents:

Quarterback (School)	Game 1	Game 2
Ken Seals (Vanderbilt)	No. 10 Texas A&M (Sept. 26, 2020)	No. 20 LSU (Oct. 3, 2020)
Tanner Mangum (BYU)	No. 20 Boise St. (Sept. 12, 2015)	No. 10 UCLA (Sept. 19, 2015)
Mason Rudolph (Oklahoma St.)	No. 6 Baylor (Nov. 22, 2014)	No. 18 Oklahoma (Dec. 6, 2014)
Josh Dobbs (Tennessee)	No. 10 Missouri (Nov. 2, 2013)	No. 7 Auburn (Nov. 9, 2013)

- Within the SEC since 2002, Seals is one of three true freshmen quarterbacks to have his first two career starts come against top-20 opponents:

Quarterback (School)	Game 1	Game 2
Ken Seals (Vanderbilt)	No. 10 Texas A&M (Sept. 26, 2020)	No. 20 LSU (Oct. 3, 2020)
Josh Dobbs (Tennessee)	No. 10 Missouri (Nov. 2, 2013)	No. 7 Auburn (Nov. 9, 2013)
Erik Ainge (Tennessee)	No. 8 Auburn (Oct. 2, 2004)	No. 3 Georgia (Oct. 9, 2004)

WRIGHT A SHORT-YARDAGE OPTION

- True freshman quarterback Mike Wright went into the game in a trio of short-yardage situations. Wright rushed for a year-high six yards on his first career, setting up Vandy for a second-and-goal from the LSU one-yard line.
- Wright's second carry was for four yards and put the Commodores in a third-and-goal from the Tigers' four-yard line.

BRESNAHAN ENJOYING STRONG START TO 2020

- Junior tight end Ben Bresnahan, in his first year as a starter, has emerged as one of Seals' favorite targets.
- Against No. 20 LSU, Bresnahan caught his first career touchdown pass and finished with three receptions for 31 yards. A week earlier at No. 10 Texas A&M, Bresnahan caught three balls for 31 yards.
- Bresnahan is second on the team with three receptions for first downs. He paces the squad in receptions on first downs with four.

ABDUR-RAHMAN RETURNS TO THE FIELD

- After playing in just one game in 2019 due to a season-ending injury suffered against No. 3 Georgia in the opener, junior wide receiver Amir Abdur-Rahman finished with a career performance at Texas A&M. He caught a personal-best five passes for a career-high 72 yards and a touchdown against the Aggies.
- He added a catch for four yards against No. 20 LSU the following week.

Season	Games	Receptions	Yards	Yards/Rec.	TDs
2020	2	6	76	12.7	1
2019	1	0	0	0.0	0
2018	13	4	108	27.0	1
TOTAL	16	10	184	18.4	2

MARLOW EXCELS IN NEW ROLE

- The Commodores returned just 350 rushing yards from 2019 (23.4%), mainly missing third-round NFL Draft selection Ke'Shawn Vaughn, who rushed for 1,028 yards last fall, and finished fifth in Vanderbilt history in career rushing yardage.
- Junior Ja'Veon Marlow has been the workhorse in the backfield for the Commodores so far this season, rushing for 148 yards.
- Marlow had a career-high 83 yards on a personal-best 17 carries against No. 20 LSU.
- The 83 yards for Marlow were the most for a Vanderbilt running back against a top-20 foe since Vaughn's 96 versus No. 22 Missouri on Oct. 19, 2019.
- Against ranked opponents in 2020, Marlow ranks fourth nationally in rushing yards:

Running Back (School)	Yards
Javian Hawkins (Louisville)	242
Kevin Harris (South Carolina)	155
Larry Roundtree III (Missouri)	151
Ja'Veon Marlow (Vanderbilt)	148

NOT A FUMBLE LOST

- Vanderbilt has yet to lose a fumble this season and lost just three in 2019 to tie for the third fewest in the country. Since 2016, the Commodores have held on to the ball like glue, finishing in the top 10 nationally in fewest fumbles lost four times:

Season	Fumbles Lost	National Ranking
2020	0	T-1st
2019	3	T-3rd
2018	8	T-52nd
2017	4	T-4th
2016	4	T-6th

BIRCHMEIER SHIFTING SIDES

- Fifth-year senior Drew Birchmeier is found along the "other side" of the line of scrimmage this fall, shifting from defensive tackle to the offensive line, starting the first two games of the year at right tackle.
- Birchmeier, a tight end and offensive lineman in high school, has 21 tackles in 2019.
- Birchmeier owns Vandy's longest streak of consecutive games started with 24, 22 at defensive tackle and two at right guard.

GUIDING THE OFFENSE IN 2020

- The Vanderbilt offense is under new oversight in 2020 with offensive coordinator Todd Fitch taking over the reins. Fitch, a 35-year college football veteran, came to West End after a successful stint with head coach Skip Holtz at Louisiana Tech, where he helped the Bulldogs to four consecutive postseason victories.
- Vandy welcomed two more new offensive assistant coaches in 2020 with Tony Ball (wide receivers) and Pete Rossomando (offensive line).
- Fitch (1986) and Vanderbilt baseball head coach Tim Corbin (1984) are graduates of Ohio Wesleyan.

Defense

PRESEASON ALL-SEC ACCOLADES ON DEFENSE

- Three members of the Vanderbilt defense received preseason All-SEC nods as voted upon by the league's head coaches:

Player	All-SEC Preseason Team
DL Dayo Odeyingbo	2nd
LB Andre Mintze	3rd
LB Dimitri Moore	3rd

- Odeyingbo was also a preseason second team all-league selection by the media.

SEVEN STARTERS RETURNING

- The Commodore defense brought back five seniors with starting experience in defensive end Dayo Odeyingbo, defensive tackle Cameron Tidd, outside linebacker Andre Mintze, inside linebacker Dimitri Moore and cornerback Allan George. In addition, Vandy returns junior cornerback BJ Anderson and junior safety Deshaun Jerkins.

LEADING TACKLERS ARE BACK

- Vanderbilt returns its top tackler in Moore (99) in 2020 as well as the team leader in tackles for loss in Odeyingbo (12.0) and sacks in Mintze (4.5).
- Moore made his 2020 debut against No. 20 LSU and booked a team second-best eight tackles.

ODEYINGBO PICKS UP WHERE HE LEFT OFF IN 2019

- Odeyingbo ended last fall tied for sixth in the SEC in tackles for loss and is the leading returner in the league in stops behind the line of scrimmage from last fall:

Returner (School)	Tackles for Loss
1. Dayo Odeyingbo (Vanderbilt)	12.0
2. Jamar Watson (Kentucky)	11.5
3. Anthony Hines (Texas A&M)	10.5

- Odeyingbo picked up right where he left off with 2.0 tackles for lost yardage and 1.0 sack at Texas A&M. He enters this week's game tied for 12th in the SEC in tackles for loss.

MINTZE CONSISTENTLY BEHIND THE LINE OF SCRIMMAGE

- Mintze has booked at least 0.5 tackles for loss in five of the last six games. He is tied with Odeyingbo for the team lead in tackles for loss this season with 2.0.

KAUFMAN BOOKS DOUBLE-DIGIT TACKLES

- True freshman safety Donovan Kaufman booked a career-high 10 tackles, as well as his first career pass breakup, against No. 20 LSU.
- Kaufman ranks second on the team with 15 tackles.
- Among freshmen in the SEC, Kaufman stands second in total tackles:

Freshman (School)	Tackles
Jalen Catalon (Arkansas)	22
Donovan Kaufman (Vanderbilt)	15

- Catalon and Kaufman are the only freshmen within the league's top-50 tacklers.

ORJI BROTHERS IN THE STARTING LINEUP

- Brothers Anfernee and Alston have been two of Vanderbilt's starting linebackers in each of the first two games.
- As a true freshman in 2019, Anfernee played in nine games at safety and on special teams before shifting to linebacker for 2020. Alston played in four games at linebacker last fall and booked two tackles. Anfernee is fourth on the team in tackles with 11 while Alston has tallied seven.

JERKINS ALL OVER THE FIELD

- Vanderbilt junior safety Dashaun Jerkins has stuffed the stat sheet his first two weeks, leading the Commodores with 16 tackles and adding a forced fumble, a fumble recovery and two pass breakups.
- Jerkins and LSU's JaCoby Stevens are the only players in the SEC to have both a forced fumble and fumble recovery in 2020.
- Jerkins' eight stops against No. 20 LSU marked the third game of his career with eight or more tackles against a ranked foe, joining a 14-tackle effort in the 2019 season opener against No. 3 Georgia and 2020 lid lifter at No. 10 Texas A&M.

BALL HAWKS

- The Commodores are tied for third in the SEC in total turnovers gained with four (2.0 turnovers gained/game), coming from three fumbles and one interception.
- Vandy finished the entire 2019 campaign with just 11 turnovers gained in 12 games (0.92 turnovers gained/game).
- Vanderbilt recovered three fumbles at Texas A&M, a first for the Commodores since jumping on three at No. 10 Florida on Nov. 7, 2015, and second time under head coach Derek Mason.
- The Commodores enter the South Carolina game tied for sixth nationally in fumbles recovered with three.
- Sophomore defensive tackle Daevion Davis booked his first career forced fumble and fumble recovery in the fourth quarter at Texas A&M, helping the Commodores take over at their own 42-yard line with 10:19 to go and trailing by just five points.

DEFENSE UNDER NEW LEADERSHIP IN 2020

- The Vanderbilt defense features a new coordinator for 2020 with Ted Roof coming to West End. Roof, a championship-winning defensive coordinator and former Power Five head coach, marks his 33rd year in college football.
- Vandy welcomes two more new defensive assistant coaches in 2020 with Aaron Henry (cornerbacks) and Kenechi Udeze (linebackers).

Special Teams

NEW KICKER FOR 2020

- Junior Pierson Cooke has taken over the kicking duties after appearing in nine games as a kickoff specialist in 2019.
- Cooke kicked off 29 times for 1,816 yards and 20 touchbacks last fall but had not attempted a placement kick in college before the Texas A&M tilt.
- Cooke, who has also handled all five of the Commodores' kickoffs this fall, is 1-of-3 on field goal tries, converting from 33 yards on his first attempt before misses from 45 yards and 22 yards. He has drilled both extra point tries.

KAUFMAN TURNS ON THE JETS

- Freshman kickoff returner Donovan Kaufman turned in a solid performance against No. 20 LSU with three runbacks for 101 yards.
- Kaufman exploded with a 58-yard kickoff return in the second quarter, the longest for Vanderbilt since Darrius Sims' 95-yard return at Georgia on October 15, 2016.
- Within the SEC, Kaufman stands second in kickoff return average:

Returner (School)	Kickoff Return Average
Kenny McIntosh (Georgia)	43.0
Donovan Kaufman (Vanderbilt)	27.4
Jerriion Ealy (Missouri)	25.3

- Nationally, Kaufman is 10th in kickoff return average and is one of 14 players to have a kickoff return of at least 50 yards this fall.
- Among freshmen, Kaufman stands second in the country in kickoff return average and is one of just five freshmen to rank among the top-40 returners nationally.

PUNTER DUTIES HANDLED BY SMITH

- Junior Harrison Smith is back to punt after averaging 43.0 yards per boot last fall.
- Smith led the SEC in total punting yardage (3,313) in 2019 and stood sixth nationally.
- Smith is averaging 44.0 yards a kick to rank 18th nationally. He has caused six fair catches with four punts downed inside the 20-yard line.

STILL WAITING FOR A PUNT RETURN

- Vanderbilt has yet to return a punt in 2020. At No. 10 Texas A&M, both Aggie punts both sailed out of bounds. Against No. 20 LSU, the Tigers' first punt went out of bounds and the second and third were fair caught by Cam Johnson.
- Last season's top return option was Justice Shelton-Mosley, who handled 33 of Vanderbilt's 40 (82.5%) kickoff or punt returns. He averaged 9.06 yards per punt return in 2019.

#NFLDores

16 ON NFL ROSTERS

- Vanderbilt has 16 former Commodores on NFL rosters:
 - Khari Blasingame, FB, Tennessee Titans
 - Oren Burks, LB, Green Bay Packers
 - Adam Butler, DT, New England Patriots
 - Zach Cunningham, LB, Houston Texans
 - Casey Hayward Jr., CB, Los Angeles Chargers
 - Tre Herndon, CB, Jacksonville Jaguars
 - Will Holden, OG, Baltimore Ravens (Practice Squad)
 - Kalija Lipscomb, WR, Kansas City Chiefs (Practice Squad)
 - Jared Pinkney, TE, Atlanta Falcons (Practice Squad)
 - Spencer Pulley, C, New York Giants
 - Caleb Scott, WR, Green Bay Packers (Practice Squad)
 - Trent Sherfield, WR, Arizona Cardinals
 - Justin Skule, OT, San Francisco 49ers
 - Ke'Shawn Vaughn, RB, Tampa Bay Buccaneers
 - Stephen Weatherly, DE, Carolina Panthers
 - Joejuan Williams, CB, New England Patriots
- On Sunday, Ke'Shawn Vaughn scored his first career touchdown on a nine-yard pass from Tom Brady with 11:05 left in the fourth quarter as the Buccaneers rallied for a 38-31 victory against the Los Angeles Chargers.
- Casey Hayward Jr. was the AFC Defensive Player of the Week following the opening week of the NFL season.
- Zach Cunningham is tied for the NFL lead in tackles with 33.

DUO HELPS FORM BLACK STUDENT-ATHLETE GROUP

- Senior defensive lineman Cam Robinson and junior linebacker Elijah McAllister teamed up with track's Taiya Shelby and soccer's Olivia Simmons to take action, focusing on improving the Black student-athlete experience at Vanderbilt, among other issues.

- One of their first acts was to help organize a voter registration drive on Tuesday, Sept. 22 at Vanderbilt Stadium. The event was one of several campus efforts planned to encourage voter engagement.

- Also among the students' goals are to create a safe and comfortable space for Black student-athletes, provide a formal support system to offer the necessary actions and conversations to improve the social experience of Black student-athletes at Vanderbilt, work to address racial issues in sports and offer guidance toward professional development and personal growth.

- A three-day event in January at the University of Texas, the Black Student-Athlete Summit, motivated Shelby and McAllister to be change agents in West End. It was there they met student-athletes from around the country, participated in workshops and discussions, and heard from guest speakers like journalist Jemele Hill.

ACADEMIC ACHIEVEMENT

- Off the field, the Vanderbilt football team topped the SEC with a Graduation Success Rate (GSR) of 95 for the 2018-19 academic year. The Commodores scored among the highest five teams in the GSR data - and ranked second among programs affiliated with a Power 5 conference.

- Forty Commodores landed on the 2019 SEC Fall Academic Honor roll, and Vanderbilt scored a 984 in the NCAA's latest Academic Progress Rate scores.

SET THE EXPECTATION GAME RETURNS OCT. 31

- Vanderbilt's home tilt against Ole Miss will be the team's second annual "Set The Expectation" game. The Commodores became the first SEC program to host a "Set The Expectation" game in the 2019 home opener versus Georgia.

- The event originated in June of 2019, when Brenda Tracy, a registered nurse from Oregon, shared with the football team her devastating personal story and vital message of preventing sexual violence. Tracy also serves on the NCAA's Commission to Combat Campus Sexual Violence. Tracy, who calls her campaign "Set The Expectation," was recognized.

GEORGE-MINTZE VLOG GOES VIRAL

- On Sept. 4, senior cornerback Allan George proposed to his girlfriend Katlyn Richardson, who is a member of the Vanderbilt cheerleading squad. Senior linebacker Andre Mintze filmed the moment, which took place inside Vanderbilt Stadium, and posted it on his YouTube Channel - Dre Mintze TV.

- The video has received more than 20,000 views and was picked up by SportsCenter and Bleacher Report.

HAYE A VANDERBILT AND SEC LEGEND

- Second-year defensive line coach Jovan Haye was a two-time captain and All-Southeastern Conference performer for the Commodores while starting 34 games on the defensive line from 2002-04.
- Haye was also tabbed Vanderbilt's SEC legend in 2019.

SEC COUNCIL MEMBERS

- Head coach Derek Mason, along with Vanderbilt baseball head coach Tim Corbin and athletic director Candice Lee, currently serve on the SEC Council on Racial Equity and Social Justice, a league-wide body consisting of a diverse group of student-athletes, administrators, coaches and SEC staff.

VANDERBILT UNIVERSITY • VANDERBILT ATHLETICS

- Vanderbilt is ranked 14th among national universities by U.S. News & World Report. It ranks ninth in best value schools and 12th in best undergraduate teachings by the magazine.

- According to the 2021 Princeton Review, Vanderbilt ranks second for best quality of life, happiest students and most beautiful campuses in the nation.

- The university was founded in 1873 with a \$1 million gift from "Commodore" Cornelius Vanderbilt. Kirkland Hall, which continues as the main administration building on campus, is the only original structure that remains today.

- In September, the university launched Destination Vanderbilt, a \$100 million university excellence initiative to recruit new faculty. Over the next two to four years, the university will leverage the investment to recruit approximately 60 faculty who are leaders and rising stars in their fields.

- Vanderbilt teams have captured five NCAA championships, all since 2007. The Commodore baseball team won the most recent national trophy, claiming the 2019 College World Series in June. It was the second NCAA title for head coach Tim Corbin and the Vanderbilt baseball team. Other NCAA titles have been earned by women's bowling (2007, 2018) and women's tennis (2015).

- In 2019-20, Vanderbilt had the smallest undergraduate enrollment (6,886) and total enrollment (13,131) in the Southeastern Conference.

- Vanderbilt is a charter member of the Southeastern Conference.

- Vanderbilt Athletics is the only Power 5 Conference member, and one of two FBS programs, with an African American in the key roles of athletics director (Candice Storey Lee), football head coach (Derek Mason) and men's basketball head coach (Jerry Stackhouse).

- Less than 10% of 37,310 high school applications were accepted for admission to Vanderbilt in 2019-20.

- The student-faculty ratio at Vanderbilt is 7:1, and the school has 61% of its classes with fewer than 20 students.

- The largest college on campus is Arts & Science with 4,046 undergraduates. The Divinity School is the smallest college with 176 students.

- There are more than 136,000 living alumni of the university.

- The 340-acre Vanderbilt campus, situated in an urban setting just two miles from business and governmental core of Nashville, is designated as an arboretum, and features approximately 300 species of trees and shrubs.

- Sixty-five percent of Vanderbilt undergraduates receive some sort of financial aid.

- Notable Vanderbilt alumni include PGA Tour FedEx Cup winner Brandt Snedeker, LPGA golfer and 2019 Solheim Cup USA team member Marina Alex, NBA champions Will Perdue, Festus Ezeli and Damian Jones, numerous Major League Baseball standouts such as David Price, Sonny Gray, Dansby Swanson and Walker Buehler, and more than 10 players active in the NFL such as cornerbacks Casey Hayward and Joejuan Williams, linebackers Zach Cunningham and Oren Burks, lineman Stephen Weatherly and receiver Trent Sherfield.

- Off the field, other prominent alumni include NBC Sunday Morning Show host and MSNBC's Morning Joe co-host Willie Geist, country music star Dierks Bentley, best-selling author James Patterson and ESPN baseball expert Buster Olney.

Depth Chart (as of Oct. 5)

Offense

WR 19	Pierce Jr., Chris	6-4	231	Sr.	Sociology
-or- 11	Alexander, Tyrell	6-1	184	5th	Learning, Diversity and Urban Studies
WR 7	Johnson, Cam	6-0	198	Jr.	Human and Organizational Development
-or- 14	Boddie Jr., Devin	5-11	168	So.	Undeclared
TE 86	Bresnahan, Ben	6-4	244	Jr.	Medicine, Health and Society
84	Ball, Justin	6-6	232	So.	Undeclared
-or- 10	Schoenwald, Gavin	6-4	237	Jr.	Human and Organizational Development
-or- 85	DeCoursey, Joel	6-4	245	So.	Human and Organizational Development
LT 54	Steen, Tyler	6-5	317	Jr.	Human and Organizational Development
69	Bapst, Brayden	6-6	300	So.	Undeclared
LG 72	Dawkins, Dan	6-3	308	Jr.	Sociology
75	Cox, Ben	6-5	292	Fr.	Undeclared
-or- 68	Brooks Jr., Jason	6-4	275	Fr.	Undeclared
C 63	Miller, Grant	6-4	295	Sr.	Human and Organizational Development
65	Warden, Michael	6-2	289	Jr.	Economics
-or- 62	Hernandez, Julian	6-4	312	So.	Undeclared
RG 57	Birchmeier, Drew	6-4	300	5th	Marketing
-or- 77	Mignone, Connor	6-4	302	5th	Data Science
RT 77	Mignone, Connor	6-4	302	5th	Data Science
70	Ashmore, Bradley	6-6	294	Fr.	Undeclared
QB 8	Seals, Ken	6-3	218	Fr.	Computer Science
15	Clark, Danny	6-4	232	Jr.	Communication Studies
-or- 5	Wright, Mike	6-3	187	Fr.	Undeclared
-or- 6	Moussa, Jeremy	6-3	219	Jr.	Medicine, Health and Society
RB 32	Wakefield, Jamauri	6-1	223	5th	Marketing
3	Marlow, Ja'Veon	5-11	195	Jr.	Psychology
21	Henry-Brooks, Keyon	6-1	200	So.	Undeclared
WR 2	Abdur-Rahman, Amir	6-4	217	Jr.	Medicine, Health and Society
-or- 4	Bostic III, James	6-3	217	Sr.	Medicine, Health and Society

Defense

DE 10	Odeyingbo, Dayo	6-6	276	Sr.	Medicine, Health and Society
94	Reitmaier, Rutger	6-3	266	Jr.	Sociology
96	Clifton, Nate	6-5	267	So.	Undeclared
DT 90	Tidd, Cameron	6-3	295	5th	Marketing
9	Davis, Daevion	6-2	285	So.	Medicine, Health and Society
99	Langham, Malik	6-5	290	Jr.	Medicine, Health and Society
DT 95	Wilkins Jr., Raashaan	6-3	307	Jr.	Economics
92	Green, Derek	6-5	320	So.	Undeclared
OLB 48	Mintze, Andre	6-3	246	5th	Medicine, Health and Society
97	Surgers, Lorenza	6-5	258	Jr.	Communication Studies
ILB 26	Orji, Anfernee	6-2	224	So.	Computer Engineering
12	DeVault-Smith, Brayden	6-3	227	Sr.	Sociology
ILB 7	Moore, Dimitri	6-3	234	Sr.	Cinema and Media Arts
24	Orji, Alston	6-2	245	Jr.	American Studies
-or- 50	Barr, Ethan	6-3	236	Fr.	Undeclared
OLB 21	Hebert, Kenny	6-4	237	R-Jr.	Sociology
88	Owusu, Michael	6-5	240	Sr.	Medicine, Health and Society
CB 28	George, Allan	6-1	187	Sr.	Medicine, Health and Society
5	Williams, DC	5-11	193	Sr.	Undeclared
S 33	Jerkins, Dashaun	6-0	190	Jr.	Medicine, Health and Society
11	Harris, Justin	6-1	194	So.	Undeclared
-or- 30	Wright, De'Rickey	6-4	207	Fr.	Undeclared
S 1	Kaufman, Donovan	5-10	197	Fr.	Undeclared
-or- 14	Worship, Max	6-1	206	Jr.	Undeclared
CB 4	Haynie, Randall	6-0	185	Sr.	Sociology
6	Judy-Lally, Gabe	6-1	180	So.	Human and Organizational Development • Sociology
23	Mahoney, Jaylen	5-11	185	So.	Human and Organizational Development

Special Teams

K 37	Cooke, Pierson	6-0	194	Jr.	Political Science
39	Rice, Javan	6-2	201	Jr.	Economics
P 95	Smith, Harrison	5-10	188	Jr.	Biological Sciences • Classical and Mediterranean Studies
36	Wheatley, Jared	6-1	190	So.	Undeclared
H 95	Smith, Harrison	5-10	188	Jr.	Biological Sciences • Classical and Mediterranean Studies
LS 59	Meyer, Scott	6-1	224	5th	Leadership and Organizational Performance
49	Drevno, Zach	6-0	218	Jr.	Human and Organizational Development
KOR 1	Kaufman, Donovan	5-10	197	Fr.	Undeclared
14	Boddie Jr., Devin	5-11	168	So.	Undeclared
7	Johnson, Cam	6-0	198	Jr.	Human and Organizational Development
PR 7	Johnson, Cam	6-0	198	Jr.	Human and Organizational Development
14	Boddie Jr., Devin	5-11	168	So.	Undeclared

Alphabetical Roster

No.	Name	Pos.	Ht.	Wt.	Yr.	Hometown	High School
2	Amir Abdur-Rahman	WR	6-4	217	Jr.	Atlanta, Ga.	Mays
17	Feleti Afemui	LB	6-3	244	Sr.	Kihei, Hawaii	Maui
11	Tyrell Alexander	WR	6-1	184	5th	Lancaster, Texas	Lancaster
16	BJ Anderson	CB	6-1	190	Jr.	Andalusia, Ala.	Andalusia
70	Bradley Ashmore	OL	6-6	294	Fr.	Neptune Beach, Fla.	Fletcher Senior
78	Bryce Bailey	OL	6-5	306	Sr.	Newburgh, Ind.	Castle
84	Justin Ball	TE	6-6	232	So.	Glenn Dale, Md.	Gonzaga Prep
69	Brayden Bapst	OL	6-6	300	So.	Washington, D.C.	St. John's College
50	Ethan Barr	LB	6-3	236	Fr.	Flower Mound, Texas	Marcus
29	Jack Barton	S/LB	6-0	201	Fr.	Dallas, Texas	Jesuit
57	Drew Birchmeier	OL	6-4	300	5th	Midlothian, Va.	Cosby
51	Luke Blanton	LB	6-2	237	Jr.	Dallas, Texas	Highland Park
14	Devin Boddie Jr.	WR	5-11	168	So.	Memphis, Tenn.	Whitehaven
4	James Bostic III	WR	6-3	217	Sr.	Fort Lauderdale, Fla.	Cardinal Gibbons
12	Jack Bowen	QB	6-0	187	Jr.	Grand Rapids, Mich.	Catholic Central
86	Ben Bresnahan	TE	6-4	244	Jr.	Cumming, Ga.	West Forsyth
68	Jason Brooks, Jr.	OL	6-4	275	Fr.	Houston, Texas	Dobie
52	Alex Brown	LB	6-2	243	Jr.	San Antonio, Texas	Claudia Taylor Johnson
43	Tré Brown	LB	5-10	200	So.	Loganville, Ga.	Grayson
61	Jonah Buchanan	OL	6-4	291	Sr.	Honolulu, Hawaii	Iolani
15	Danny Clark	QB	6-4	232	Jr.	Akron, Ohio	Archbishop Hoban
74	Cole Clemens	OL	6-6	344	Sr.	South Jordan, Utah	Bingham
96	Nate Clifton	DL	6-5	267	So.	La Vergne, Tenn.	Brentwood Academy
42	Camden Coleman	DB	6-1	207	Jr.	Champaign, Ill.	University Laboratory
37	Pierson Cooke	K/P	6-0	194	Jr.	Bloomfield Hills, Mich.	Cranbrook-Kingswood
0	Frank Coppet	S	5-11	190	Sr.	Fort Lauderdale, Fla.	St. Thomas Aquinas
75	Ben Cox	OL	6-5	292	Fr.	Radford, Va.	Radford
9	Daevion Davis	DL	6-2	285	So.	Madison, Ala.	James Clemens
72	Dan Dawkins	OL	6-3	308	Jr.	Staten Island, N.Y.	The Peddie School
85	Joel DeCoursey	TE	6-4	245	So.	Zionsville, Ind.	Zionsville Community
12	Brayden DeVault-Smith	LB	6-3	227	Sr.	Nashville, Tenn.	Pearl-Cohn
49	Zach Drevno	LB	6-0	218	Jr.	Saline, Mich.	Saline
53	Tommy Eckels	LB	6-2	229	Fr.	Kansas City, Mo.	Rockhurst
47	Wes Farley	K	6-1	185	Jr.	New Canaan, Conn.	New Canaan
71	Donald Fitzgerald	OL	6-8	305	So.	Nashville, Tenn.	Hillsboro
28	Allan George	CB	6-1	187	Sr.	Andalusia, Ala.	Andalusia
92	Derek Green	DL	6-5	320	So.	Richlands, N.C.	Southwest
9	Rocko Griffin	RB	5-9	205	Fr.	Rincon, Ga.	South Effingham
15	Elijah Hamilton	CB	6-2	205	5th	Roswell, Ga.	Blessed Trinity Catholic
13	Brendon Harris	S	6-1	212	Jr.	Chattanooga, Tenn.	Baylor School
11	Justin Harris	S	6-1	194	So.	Attalla, Ala.	Etowah
88	Jayden Harrison	WR	5-10	191	So.	Nashville, Tenn.	Pearl-Cohn
4	Randall Haynie	CB	6-0	185	Sr.	Fort Lauderdale, Fla.	Cardinal Gibbons
21	Kenny Hebert	LB	6-4	232	Sr.	New Orleans, La.	Holy Cross
21	Keyon Henry-Brooks	RB	6-1	200	So.	Powder Springs, Ga.	Kennesaw Mountain
16	Mac Hereford	WR	6-1	216	5th	Birmingham, Ala.	Woodberry Forest
62	Julian Hernandez	OL	6-4	312	So.	Davie, Fla.	St. Thomas Aquinas
44	Christian James	DL	6-4	250	So.	Memphis, Tenn.	Christian Brothers
33	Dashaun Jenkins	S	6-0	190	Jr.	Woodbridge, Va.	Woodbridge
6	Gabe Jeudy-Lally	CB	6-1	180	So.	Charlotte, N.C.	Ardrey Kell
7	Cam Johnson	WR	6-0	198	Jr.	Brentwood, Tenn.	Brentwood Academy
1	Donovan Kaufman	DB	5-10	197	Fr.	New Orleans, La.	Archbishop Rummel
83	Conley Ku	WR	5-9	165	Fr.	Fairfax, Va.	Falls Church
18	Logan Kyle	WR	6-3	207	Fr.	Cypress, Texas	Tomball Memorial
89	Diego LaMonica	TE	6-4	230	Fr.	Miami, Fla.	Gulliver Prep
45	Griffin Lampton	LB	6-3	226	Fr.	Wellington, Fla.	St. Thomas Aquinas
99	Malik Langham	DL	6-5	290	Jr.	Huntsville, Ala.	Lee
22	Chase Lloyd	DB	6-2	207	Fr.	Atlanta, Ga.	Westlake
23	Jaylen Mahoney	CB	5-11	185	So.	Rock Hill, S.C.	South Pointe
3	Ja'Veon Marlow	RB	5-11	195	Jr.	Winter Haven, Fla.	Winter Haven
41	Elijah McAllister	LB	6-6	245	Jr.	Rumson, N.J.	Rumson Fair Haven
27	Ryan McCord	CB	6-1	180	Fr.	Dallas, Texas	Saint Mark's
59	Scott Meyer	LS	6-1	224	5th	Alpharetta, Ga.	Blessed Trinity Catholic
77	Connor Mignone	OL	6-4	302	5th	Redding, Conn.	Joel Barlow
63	Grant Miller	OL	6-4	297	Sr.	Fort Lauderdale, Fla.	St. Thomas Aquinas
38	Oren Milstein	K	5-7	165	5th	Boca Raton, Fla.	American Heritage
48	Andre Mintze	LB	6-3	246	5th	Philadelphia, Pa.	Imhotep Institute

No.	Name	Pos.	Ht.	Wt.	Yr.	Hometown	High School
7	Dimitri Moore	LB	6-3	234	Sr.	Cedar Hill, Texas	Cedar Hill
6	Jeremy Moussa	QB	6-3	219	Jr.	Chino Hills, Calif.	Eleanor Roosevelt
10	Dayo Odeyingbo	DL	6-6	276	Sr.	Irving, Texas	Carrollton Ranchview
24	Alston Orji	LB	6-2	245	Jr.	Rockwall, Texas	Rockwall
26	Anfernee Orji	LB	6-2	224	So.	Rockwall, Texas	Rockwall
88	Michael Owusu	LB	6-5	240	Sr.	Oxnard, Calif.	Oaks Christian
19	Chris Pierce Jr.	WR	6-4	231	Sr.	Smithfield, Va.	Smithfield
25	Mitchell Pryor	RB	6-1	220	Jr.	Darien, Conn.	Darien
94	Rutger Reitmaier	DL	6-3	266	Jr.	Nashville, Tenn.	Lipscomb Academy
39	Javan Rice	K	6-2	201	Jr.	Miami, Fla.	Belen Jesuit Prep
66	Cameron Robinson	DL	6-0	302	Sr.	Mobile, Ala.	Murphy
58	Wesley Schelling	LS	6-5	245	Fr.	Nashville, Tenn.	Pearl-Cohn
10	Gavin Schoenwald	TE	6-4	237	Jr.	Brentwood, Tenn.	Brentwood Academy
8	Ken Seals	QB	6-3	218	Fr.	Azle, Texas	Weatherford
81	Will Sheppard	WR	6-3	190	Fr.	Mandeville, La.	Mandeville
95	Harrison Smith	P	5-10	188	Jr.	Franklin, Tenn.	Brentwood Academy
64	Stephen Spanellis	OL	6-5	300	5th	Baltimore, Md.	Gilman School
46	Michael Spencer	LB	6-4	249	Fr.	Union, Ky.	The Taft School
17	Keithian Starling Jr.	WR	6-0	185	Sr.	Nashville, Tenn.	Nashville Christian
54	Tyler Steen	OL	6-5	317	Jr.	Miami, Fla.	St. Thomas Aquinas
73	Jonathan Stewart	OL	6-7	324	Sr.	Lawrenceville, Ga.	Mountain View
97	Lorenza Surgers	DL	6-5	258	Jr.	Cary, N.C.	Panther Creek
93	Tolu Thomas-Ailara	DL	6-3	252	Jr.	Chicago Heights, Ill.	Marian Catholic
90	Cameron Tidd	DL	6-3	295	5th	Greenwood, Ind.	Center Grove
32	Jamauri Wakefield	RB	6-1	223	5th	Jacksonville, Fla.	Providence
31	AJ Walsh	LB	6-5	232	Fr.	Mattawan, Mich.	Mattawan
65	Michael Warden	OL	6-2	289	Jr.	Loveland, Ohio	Summit Country Day
67	Trent Weaver	OL	6-3	290	Fr.	St. Louis, Mo.	St. Louis University School
52	Kevo Wesley	OL	6-4	296	Fr.	Chicago, Ill.	Curie
36	Jared Wheatley	P	6-1	190	So.	Indian Trail, N.C.	Porter Ridge
35	Kyle White	TE	6-0	215	Jr.	Scottsdale, Ariz.	Notre Dame Prep
95	Raashaan Wilkins Jr.	DL	6-3	307	Jr.	Chicago, Ill.	Mt. Carmel
8	Alex Williams	DL	6-6	260	So.	Akron, Ohio	Pickerington North
5	DC Williams	CB	5-11	193	Sr.	Miami, Fla.	St. Thomas Aquinas
13	Jackson Winrow	WR	6-1	213	5th	Shawnee, Okla.	Shawnee
14	Maxwell Worship	S	6-1	206	Jr.	Fort Lauderdale, Fla.	Cardinal Gibbons
30	De'Rickey Wright	ATH	6-4	207	Fr.	Gadsden, Ala.	Gadsden City
5	Mike Wright	QB	6-3	187	Fr.	Fayetteville, Ga.	Woodward Academy

Pronunciation Guide

0	Coppet, Frank	COP-ett
2	Abdur-Rahman, Amir	ah-MEER ub-DUR ruh-MAN
3	Marlow, Ja'Veon	jay-VEE-on
6	Jeudy-Lally, Gabe	judy-lol-lee
9	Davis, Daevion	day-VEE-on
10	Odeyingbo, Dayo	DYE-oh oh-DANG-bow
14	Boddie, Devin	body
17	Afumei, Feleti	fah-LAH-tee ah-FUH-moo-ee
21	Henry-Brooks, Keyon	key-on
24	Orji, Alston	OR-jee
26	Orji, Anfernee	OR-jee
32	Wakefield, Jamauri	jah-MAR-ee
48	Mintze, Andre	mence
49	Drevno, Zach	DREV-no
58	Schelling, Wesley	SHELL-ing
77	Mignone, Connor	min-YAWN
83	Ku, Conley	coup
88	Owusu, Michael	oh-WOO-sue
94	Reitmaier, Rutger	RIGHT-meyer
99	Langham, Malik	MUH-leak

Numerical Roster

No.	Name	Pos.	Ht.	Wt.	Yr.	Hometown	High School
0	Frank Coppet	S	5-11	190	Sr.	Fort Lauderdale, Fla.	St. Thomas Aquinas
1	Donovan Kaufman	DB	5-10	197	Fr.	New Orleans, La.	Archbishop Rummel
2	Amir Abdur-Rahman	WR	6-4	217	Jr.	Atlanta, Ga.	Mays
3	Ja'Veon Marlow	RB	5-11	195	Jr.	Winter Haven, Fla.	Winter Haven
4	James Bostic III	WR	6-3	217	Sr.	Fort Lauderdale, Fla.	Cardinal Gibbons
4	Randall Haynie	CB	6-0	185	Sr.	Fort Lauderdale, Fla.	Cardinal Gibbons
5	Mike Wright	QB	6-3	187	Fr.	Fayetteville, Ga.	Woodward Academy
5	DC Williams	CB	5-11	193	Sr.	Miami, Fla.	St. Thomas Aquinas
6	Jeremy Moussa	QB	6-3	219	Jr.	Chino Hills, Calif.	Eleanor Roosevelt
6	Gabe Jeudy-Lally	CB	6-1	180	So.	Charlotte, N.C.	Ardrey Kell
7	Dimitri Moore	LB	6-3	234	Sr.	Cedar Hill, Texas	Cedar Hill
7	Cam Johnson	WR	6-0	198	Jr.	Brentwood, Tenn.	Brentwood Academy
8	Ken Seals	QB	6-3	218	Fr.	Azle, Texas	Weatherford
8	Alex Williams	DL	6-6	260	So.	Akron, Ohio	Pickerington North
9	Daevion Davis	DL	6-2	285	So.	Madison, Ala.	James Clemens
9	Rocko Griffin	RB	5-9	205	Fr.	Rincon, Ga.	South Effingham
10	Dayo Odeyingbo	DL	6-6	276	Sr.	Irving, Texas	Carrollton Ranchview
10	Gavin Schoenwald	TE	6-4	237	Jr.	Brentwood, Tenn.	Brentwood Academy
11	Tyrell Alexander	WR	6-1	184	5th	Lancaster, Texas	Lancaster
11	Justin Harris	S	6-1	194	So.	Attalla, Ala.	Etowah
12	Brayden DeVault-Smith	LB	6-3	227	Sr.	Nashville, Tenn.	Pearl-Cohn
12	Jack Bowen	QB	6-0	187	Jr.	Grand Rapids, Mich.	Catholic Central
13	Brendon Harris	S	6-1	212	Jr.	Chattanooga, Tenn.	Baylor School
13	Jackson Winrow	WR	6-1	213	5th	Shawnee, Okla.	Shawnee
14	Devin Boddie Jr.	WR	5-11	168	So.	Memphis, Tenn.	Whitehaven
14	Maxwell Worship	S	6-1	206	Jr.	Fort Lauderdale, Fla.	Cardinal Gibbons
15	Danny Clark	QB	6-4	232	Jr.	Akron, Ohio	Archbishop Hoban
15	Elijah Hamilton	CB	6-2	205	5th	Roswell, Ga.	Blessed Trinity Catholic
16	Mac Hereford	WR	6-1	216	5th	Birmingham, Ala.	Woodberry Forest
16	BJ Anderson	CB	6-1	190	Jr.	Andalusia, Ala.	Andalusia
17	Keithian Starling Jr.	WR	6-0	185	Sr.	Nashville, Tenn.	Nashville Christian
17	Feleti Afemui	LB	6-3	244	Sr.	Kihei, Hawaii	Maui
18	Logan Kyle	WR	6-3	207	Fr.	Cypress, Texas	Tomball Memorial
19	Chris Pierce Jr.	WR	6-4	231	Sr.	Smithfield, Va.	Smithfield
21	Keyon Henry-Brooks	RB	6-1	200	So.	Powder Springs, Ga.	Kennesaw Mountain
21	Kenny Hebert	LB	6-4	232	Sr.	New Orleans, La.	Holy Cross
22	Chase Lloyd	DB	6-2	207	Fr.	Atlanta, Ga.	Westlake
23	Jaylen Mahoney	CB	5-11	185	So.	Rock Hill, S.C.	South Pointe
24	Alston Orji	LB	6-2	245	Jr.	Rockwall, Texas	Rockwall
25	Mitchell Pryor	RB	6-1	220	Jr.	Darien, Conn.	Darien
26	Anfernee Orji	LB	6-2	224	So.	Rockwall, Texas	Rockwall
27	Ryan McCord	CB	6-1	180	Fr.	Dallas, Texas	Saint Mark's
28	Allan George	CB	6-1	187	Sr.	Andalusia, Ala.	Andalusia
29	Jack Barton	S/LB	6-0	201	Fr.	Dallas, Texas	Jesuit
30	De'Rickey Wright	ATH	6-4	207	Fr.	Gadsden, Ala.	Gadsden City
31	AJ Walsh	LB	6-5	232	Fr.	Mattawan, Mich.	Mattawan
32	Jamauri Wakefield	RB	6-1	223	5th	Jacksonville, Fla.	Providence
33	Dashaun Jerkins	S	6-0	190	Jr.	Woodbridge, Va.	Woodbridge
35	Kyle White	TE	6-0	215	Jr.	Scottsdale, Ariz.	Notre Dame Prep
36	Jared Wheatley	P	6-1	190	So.	Indian Trail, N.C.	Porter Ridge
37	Pierson Cooke	K/P	6-0	194	Jr.	Bloomfield Hills, Mich.	Cranbrook-Kingswood
38	Oren Milstein	K	5-7	165	5th	Boca Raton, Fla.	American Heritage
39	Javan Rice	K	6-2	201	Jr.	Miami, Fla.	Belen Jesuit Prep
41	Elijah McAllister	LB	6-6	245	Jr.	Rumson, N.J.	Rumson Fair Haven
42	Camden Coleman	DB	6-1	207	Jr.	Champaign, Ill.	University Laboratory
43	Tré Brown	DL	5-10	200	So.	Loganville, Ga.	Grayson
44	Christian James	DL	6-4	250	So.	Memphis, Tenn.	Christian Brothers
45	Griffin Lampton	LB	6-3	226	Fr.	Wellington, Fla.	St. Thomas Aquinas
46	Michael Spencer	LB	6-4	249	Fr.	Union, Ky.	The Taft School
47	Wes Farley	K	6-1	185	Jr.	New Canaan, Conn.	New Canaan
48	Andre Mintze	LB	6-3	246	5th	Philadelphia, Pa.	Imhotep Institute
49	Zach Drevno	LS	6-0	218	Jr.	Saline, Mich.	Saline
50	Ethan Barr	LB	6-3	236	Fr.	Flower Mound, Texas	Marcus
51	Luke Blanton	LB	6-2	237	Jr.	Dallas, Texas	Highland Park
52	Kevo Wesley	OL	6-4	296	Fr.	Chicago, Ill.	Curie
52	Alex Brown	LB	6-2	243	Jr.	San Antonio, Texas	Claudia Taylor Johnson
53	Tommy Eckels	LB	6-2	229	Fr.	Kansas City, Mo.	Rockhurst

No.	Name	Pos.	Ht.	Wt.	Yr.	Hometown	High School
54	Tyler Steen	OL	6-5	317	Jr.	Miami, Fla.	St. Thomas Aquinas
57	Drew Birchmeier	OL	6-4	300	5th	Midlothian, Va.	Cosby
58	Wesley Schelling	LS	6-5	245	Fr.	Nashville, Tenn.	Pearl-Cohn
59	Scott Meyer	LS	6-1	224	5th	Alpharetta, Ga.	Blessed Trinity Catholic
61	Jonah Buchanan	OL	6-4	291	Sr.	Honolulu, Hawaii	Iolani
62	Julian Hernandez	OL	6-4	312	So.	Davie, Fla.	St. Thomas Aquinas
63	Grant Miller	OL	6-4	297	Sr.	Fort Lauderdale, Fla.	St. Thomas Aquinas
64	Stephen Spanellis	OL	6-5	300	5th	Baltimore, Md.	Gilman School
65	Michael Warden	OL	6-2	289	Jr.	Loveland, Ohio	Summit Country Day
66	Cameron Robinson	DL	6-0	302	Sr.	Mobile, Ala.	Murphy
67	Trent Weaver	OL	6-3	290	Fr.	St. Louis, Mo.	St. Louis University School
68	Jason Brooks, Jr.	OL	6-4	275	Fr.	Houston, Texas	Dobie
69	Brayden Bapst	OL	6-6	300	So.	Washington, D.C.	St. John's College
70	Bradley Ashmore	OL	6-6	294	Fr.	Neptune Beach, Fla.	Fletcher Senior
71	Donald Fitzgerald	OL	6-8	305	So.	Nashville, Tenn.	Hillsboro
72	Dan Dawkins	OL	6-3	308	Jr.	Staten Island, N.Y.	The Peddie School
73	Jonathan Stewart	OL	6-7	324	Sr.	Lawrenceville, Ga.	Mountain View
74	Cole Clemens	OL	6-6	344	Sr.	South Jordan, Utah	Bingham
75	Ben Cox	OL	6-5	292	Fr.	Radford, Va.	Radford
77	Connor Mignone	OL	6-4	302	5th	Redding, Conn.	Joel Barlow
78	Bryce Bailey	OL	6-5	306	Sr.	Newburgh, Ind.	Castle
81	Will Sheppard	WR	6-3	190	Fr.	Mandeville, La.	Mandeville
83	Conley Ku	WR	5-9	165	Fr.	Fairfax, Va.	Falls Church
84	Justin Ball	TE	6-6	232	So.	Glenn Dale, Md.	Gonzaga Prep
85	Joel DeCoursey	TE	6-4	245	So.	Zionsville, Ind.	Zionsville Community
86	Ben Bresnahan	TE	6-4	244	Jr.	Cumming, Ga.	West Forsyth
88	Jayden Harrison	WR	5-10	191	So.	Nashville, Tenn.	Pearl-Cohn
88	Michael Owusu	LB	6-5	240	Sr.	Oxnard, Calif.	Oaks Christian
89	Diego LaMonica	TE	6-4	230	Fr.	Miami, Fla.	Gulliver Prep
90	Cameron Tidd	DL	6-3	295	5th	Greenwood, Ind.	Center Grove
92	Derek Green	DL	6-5	320	So.	Richlands, N.C.	Southwest
93	Tolu Thomas-Ailara	DL	6-3	252	Jr.	Chicago Heights, Ill.	Marian Catholic
94	Rutger Reitmaier	DL	6-3	266	Jr.	Nashville, Tenn.	Lipscomb Academy
95	Harrison Smith	P	5-10	188	Jr.	Franklin, Tenn.	Brentwood Academy
95	Raashaan Wilkins Jr.	DL	6-3	307	Jr.	Chicago, Ill.	Mt. Carmel
96	Nate Clifton	DL	6-5	267	So.	La Vergne, Tenn.	Brentwood Academy
97	Lorenza Surgers	DL	6-5	258	Jr.	Cary, N.C.	Panther Creek
99	Malik Langham	DL	6-5	290	Jr.	Huntsville, Ala.	Lee

Pronunciation Guide

0	Coppet, Frank	COP-ett
2	Abdur-Rahman, Amir	ah-MEER ub-DUR ruh-MAN
3	Marlow, Ja'Veon	jay-VEE-on
6	Jeudy-Lally, Gabe	judy-lol-lee
9	Davis, Daevion	day-VEE-on
10	Odeyingbo, Dayo	DYE-oh oh-DANG-bow
14	Boddie, Devin	body
17	Afumei, Feleti	fah-LAH-tee ah-FUH-moo-ee
21	Henry-Brooks, Keyon	key-on
24	Orji, Alston	OR-jee
26	Orji, Anfernee	OR-jee
32	Wakefield, Jamauri	jah-MAR-ee
48	Mintze, Andre	mence
49	Drevno, Zach	DREV-no
58	Schelling, Wesley	SHELL-ing
77	Mignone, Connor	min-YAWN
83	Ku, Conley	coup
88	Owusu, Michael	oh-WOO-sue
94	Reitmaier, Rutger	RIGHT-meyer
99	Langham, Malik	MUH-leak

Academic Roster

No.	Name	Pos.	Ht.	Wt.	Yr.	Major	No.	Name	Pos.	Ht.	Wt.	Yr.	Major
24	Alston Orji	LB	6-2	245	Jr.	American Studies	2	Amir Abdur-Rahman	WR	6-4	217	Jr.	Medicine, Health and Society
5	DC Williams	CB	5-11	193	Sr.	American Studies	86	Ben Bresnahan	TE	6-4	244	Jr.	Medicine, Health and Society
95	Harrison Smith	P	5-10	188	Jr.	Biological Sciences • Classical and Mediterranean Studies	78	Bryce Bailey	OL	6-5	306	Sr.	Medicine, Health and Society
7	Dimitri Moore	LB	6-3	234	Sr.	Cinema and Media Arts	9	Daevion Davis	DL	6-2	285	So.	Medicine, Health and Society
52	Alex Brown	LB	6-2	243	Jr.	Communication Studies	0	Frank Coppet	S	5-11	190	Sr.	Medicine, Health and Society
15	Danny Clark	QB	6-4	232	Jr.	Communication Studies	4	James Bostic III	WR	6-3	217	Sr.	Medicine, Health and Society
97	Lorenza Surgers	DL	6-5	258	Jr.	Communications Studies	13	Brendon Harris	S	6-1	212	Jr.	Medicine, Health and Society
26	Anfernee Orji	LB	6-2	224	So.	Computer Engineering	66	Cameron Robinson	DL	6-0	302	Sr.	Medicine, Health and Society
67	Trent Weaver	OL	6-3	290	Fr.	Computer Engineering	33	Dashaun Jerkins	S	6-0	190	Jr.	Medicine, Health and Society
8	Ken Seals	QB	6-3	218	Fr.	Computer Science	10	Dayo Odeyingbo	DL	6-6	276	Sr.	Medicine, Health and Society
27	Ryan McCord	CB	6-1	180	Fr.	Computer Science	41	Elijah McAllister	LB	6-6	245	Jr.	Medicine, Health and Society
58	Wesley Schelling	LS	6-5	245	Fr.	Computer Science	6	Jeremy Moussa	QB	6-3	219	Jr.	Medicine, Health and Society
61	Jonah Buchanan	OL	6-4	291	Sr.	Computer Science • Mathematics	99	Malik Langham	DL	6-5	290	Jr.	Medicine, Health and Society
77	Connor Mignone	OL	6-4	302	5th	Data Science (Grad)	88	Michael Owusu	LB	6-5	240	Sr.	Medicine, Health and Society
74	Cole Clemens	OL	6-6	344	Sr.	Economics	28	Allan George	CB	6-1	187	Sr.	Medicine, Health and Society
39	Javan Rice	K	6-2	201	Jr.	Economics	48	Andre Mintze	LB	6-3	246	5th	Medicine, Health and Society (Grad)
51	Luke Blanton	LB	6-2	237	Jr.	Economics	15	Elijah Hamilton	CB	6-2	205	5th	Medicine, Health and Society (Grad)
65	Michael Warden	OL	6-2	289	Jr.	Economics	93	Tolu Thomas-Ailara	DL	6-3	252	Jr.	Neuroscience
25	Mitchell Pryor	RB	6-1	220	Jr.	Economics	37	Pierson Cooke	K/P	6-0	194	Jr.	Political Science
95	Raashaan Wilkins Jr.	DL	6-3	307	Jr.	Economics	42	Camden Coleman	DB	6-1	207	Jr.	Psychology
17	Keithian Starling Jr.	WR	6-0	185	Sr.	Engineering Science	3	Ja'Veon Marlow	RB	5-11	195	Jr.	Psychology
69	Brayden Bapst	OL	6-6	300	So.	Human and Organizational Development	8	Alex Williams	DL	6-6	260	So.	Sociology
7	Cam Johnson	WR	6-0	198	Jr.	Human and Organizational Development	16	BJ Anderson	CB	6-1	190	Jr.	Sociology
17	Feleti Afemui	LB	6-3	244	Sr.	Human and Organizational Development	19	Chris Pierce Jr.	WR	6-4	231	Sr.	Sociology
10	Gavin Schoenwald	TE	6-4	237	Jr.	Human and Organizational Development	13	Jackson Winrow	WR	6-1	213	5th	Sociology
63	Grant Miller	OL	6-4	297	Sr.	Human and Organizational Development	73	Jonathan Stewart	OL	6-7	324	Sr.	Sociology
12	Jack Bowen	QB	6-0	187	Jr.	Human and Organizational Development	4	Randall Haynie	CB	6-0	185	Sr.	Sociology
23	Jaylen Mahoney	CB	5-11	185	So.	Human and Organizational Development	94	Rutger Reitmaier	DL	6-3	266	Jr.	Sociology
85	Joel DeCoursey	TE	6-4	245	So.	Human and Organizational Development	12	Brayden DeVault-Smith	LB	6-3	227	Sr.	Sociology Studies
35	Kyle White	TE	6-0	215	Jr.	Human and Organizational Development	72	Dan Dawkins	OL	6-3	308	Jr.	Sociology Studies
14	Maxwell Worship	S	6-1	206	Jr.	Human and Organizational Development	31	AJ Walsh	LB	6-5	232	Fr.	Undeclared
54	Tyler Steen	OL	6-5	317	Jr.	Human and Organizational Development	75	Ben Cox	OL	6-5	292	Fr.	Undeclared
47	Wes Farley	K	6-1	185	Jr.	Human and Organizational Development	70	Bradley Ashmore	OL	6-6	294	Fr.	Undeclared
49	Zach Drevno	LS	6-0	218	Jr.	Human and Organizational Development	22	Chase Lloyd	DB	6-2	207	Fr.	Undeclared
6	Gabe Jeudy-Lally	CB	6-1	180	So.	Human and Organizational Development • Sociology	44	Christian James	DL	6-4	250	So.	Undeclared
59	Scott Meyer	LS	6-1	224	5th	Leadership and Organizational Performance (Grad)	83	Conley Ku	WR	5-9	165	Fr.	Undeclared
21	Kenny Hebert	LB	6-4	232	Sr.	Learning, Diversity and Urban Studies (Grad)	92	Derek Green	DL	6-5	320	So.	Undeclared
11	Tyrell Alexander	WR	6-1	184	5th	Learning, Diversity and Urban Studies (Grad)	30	De'Rickey Wright	ATH	6-4	207	Fr.	Undeclared
90	Cameron Tidd	DL	6-3	295	5th	Marketing (Grad)	14	Devin Boddie Jr.	WR	5-11	168	So.	Undeclared
57	Drew Birchmeier	OL	6-4	300	5th	Marketing (Grad)	89	Diego LaMonica	TE	6-4	230	Fr.	Undeclared
32	Jamauri Wakefield	RB	6-1	223	5th	Marketing (Grad)	71	Donald Fitzgerald	OL	6-8	305	So.	Undeclared
16	Mac Hereford	WR	6-1	216	5th	Marketing (Grad)	1	Donovan Kaufman	DB	5-10	197	Fr.	Undeclared
38	Oren Milstein	K	5-7	165	5th	Marketing (Grad)	50	Ethan Barr	LB	6-3	236	Fr.	Undeclared
64	Stephen Spanellis	OL	6-5	300	5th	Marketing (Grad)	45	Griffin Lampton	LB	6-3	226	Fr.	Undeclared
							29	Jack Barton	S/LB	6-0	201	Fr.	Undeclared
							36	Jared Wheatley	P	6-1	190	So.	Undeclared
							68	Jason Brooks, Jr.	OL	6-4	275	Fr.	Undeclared
							88	Jayden Harrison	WR	5-10	191	So.	Undeclared
							62	Julian Hernandez	OL	6-4	312	So.	Undeclared
							84	Justin Ball	TE	6-6	232	So.	Undeclared
							11	Justin Harris	S	6-1	194	So.	Undeclared
							52	Kevo Wesley	OL	6-4	296	Fr.	Undeclared
							21	Keyon Henry-Brooks	RB	6-1	200	So.	Undeclared
							18	Logan Kyle	WR	6-3	207	Fr.	Undeclared
							46	Michael Spencer	LB	6-4	249	Fr.	Undeclared
							5	Mike Wright	QB	6-3	187	Fr.	Undeclared
							96	Nate Clifton	DL	6-5	267	So.	Undeclared
							9	Rocko Griffin	RB	5-9	205	Fr.	Undeclared
							53	Tommy Eckels	LB	6-2	229	Fr.	Undeclared
							43	Tré Brown	LB	5-10	200	So.	Undeclared
							81	Will Sheppard	WR	6-3	190	Fr.	Undeclared

Geographical Roster

No.	Name	Pos.	Ht.	Wt.	Yr.	Hometown/High School	No.	Name	Pos.	Ht.	Wt.	Yr.	Hometown/High School
16	Mac Hereford	WR	6-1	216	5th	Birmingham, Ala./Woodberry Forest	64	Stephen Spanellis	OL	6-5	300	5th	Baltimore, Md./Gilman School
9	Daevion Davis	DL	6-2	285	So.	Madison, Ala./James Clemens	84	Justin Ball	TE	6-6	232	So.	Glenn Dale, Md./Gonzaga Prep
66	Cameron Robinson	DL	6-0	302	Sr.	Mobile, Ala./Murphy							
99	Malik Langham	DL	6-5	290	Jr.	Huntsville, Ala./Lee	12	Jack Bowen	QB	6-0	187	Jr.	Grand Rapids, Mich./Catholic Central
28	Allan George	CB	6-1	187	Sr.	Andalusia, Ala./Andalusia	49	Zach Drevno	LS	6-0	218	Jr.	Saline, Mich./Saline
16	BJ Anderson	CB	6-1	190	Jr.	Andalusia, Ala./Andalusia	37	Pierson Cooke	K/P	6-0	194	Jr.	Bloomfield Hills, Mich./Cranbrook-Kingswood
30	De'Rickey Wright	ATH	6-4	207	Fr.	Gadsden, Ala./Gadsden City	31	AJ Walsh	LB	6-5	232	Fr.	Mattawan, Mich./Mattawan
11	Justin Harris	S	6-1	194	So.	Attalla, Ala./Etowah							
35	Kyle White	TE	6-0	215	Jr.	Scottsdale, Ariz./Notre Dame Prep	67	Trent Weaver	OL	6-3	290	Fr.	St. Louis, Mo./St. Louis University School
							53	Tommy Eckels	LB	6-2	229	Fr.	Kansas City, Mo./Rockhurst
6	Jeremy Moussa	QB	6-3	219	Jr.	Chino Hills, Calif./Eleanor Roosevelt	97	Lorenza Surgers	DL	6-5	258	Jr.	Cary, N.C./Panther Creek
88	Michael Owusu	LB	6-5	240	Sr.	Oxnard, Calif./Oaks Christian	6	Gabe Jeudy-Lally	CB	6-1	180	So.	Charlotte, N.C./Ardrey Kell
							92	Derek Green	DL	6-5	320	So.	Richlands, N.C./Southwest
77	Connor Mignone	OL	6-4	302	5th	Redding, Conn./Joel Barlow	36	Jared Wheatley	P	6-1	190	So.	Indian Trail, N.C./Porter Ridge
25	Mitchell Pryor	RB	6-1	220	Jr.	Darien, Conn./Darien							
47	Wes Farley	K	6-1	185	Jr.	New Canaan, Conn./New Canaan	41	Elijah McAllister	LB	6-6	245	Jr.	Rumson, N.J./Rumson Fair Haven
69	Brayden Bapst	OL	6-6	300	So.	Washington, D.C./St. John's College	72	Dan Dawkins	OL	6-3	308	Jr.	Staten Island, N.Y./The Peddie School
5	DC Williams	CB	5-11	193	Sr.	Miami, Fla./St. Thomas Aquinas	15	Danny Clark	QB	6-4	232	Jr.	Akron, Ohio/Archbishop Hoban
39	Javan Rice	K	6-2	201	Jr.	Miami, Fla./Belen Jesuit Prep	65	Michael Warden	OL	6-2	289	Jr.	Loveland, Ohio/Summit Country Day
63	Grant Miller	OL	6-4	297	Sr.	Fort Lauderdale, Fla./St. Thomas Aquinas	8	Alex Williams	DL	6-6	260	So.	Akron, Ohio/Pickerington North
14	Maxwell Worship	S	6-1	206	Jr.	Fort Lauderdale, Fla./Cardinal Gibbons							
54	Tyler Steen	OL	6-5	317	Jr.	Miami, Fla./St. Thomas Aquinas	13	Jackson Winrow	WR	6-1	213	5th	Shawnee, Okla./Shawnee
32	Jamauri Wakefield	RB	6-1	223	5th	Jacksonville, Fla./Providence							
38	Oren Milstein	K	5-7	165	5th	Boca Raton, Fla./American Heritage	48	Andre Mintze	LB	6-3	246	5th	Philadelphia, Pa./Imhotep Institute
0	Frank Coppet	S	5-11	190	Sr.	Fort Lauderdale, Fla./St. Thomas Aquinas							
4	James Bostic III	WR	6-3	217	Sr.	Fort Lauderdale, Fla./Cardinal Gibbons	23	Jaylen Mahoney	CB	5-11	185	So.	Rock Hill, S.C./South Pointe
3	Ja'Veon Marlow	RB	5-11	195	Jr.	Winter Haven, Fla./Winter Haven							
4	Randall Haynie	CB	6-0	185	Sr.	Fort Lauderdale, Fla./Cardinal Gibbons	95	Harrison Smith	P	5-10	188	Jr.	Franklin, Tenn./Brentwood Academy
70	Bradley Ashmore	OL	6-6	294	Fr.	Neptune Beach, Fla./Fletcher Senior	58	Wesley Schelling	LS	6-5	245	Fr.	Nashville, Tenn./Pearl-Cohn
89	Diego LaMonica	TE	6-4	230	Fr.	Miami, Fla./Gulliver Prep	17	Keithian Starling Jr.	WR	6-0	185	Sr.	Nashville, Tenn./Nashville Christian
45	Griffin Lampton	LB	6-3	226	Fr.	Wellington, Fla./St. Thomas Aquinas	7	Cam Johnson	WR	6-0	198	Jr.	Brentwood, Tenn./Brentwood Academy
62	Julian Hernandez	OL	6-4	312	So.	Davie, Fla./St. Thomas Aquinas	10	Gavin Schoenwald	TE	6-4	237	Jr.	Brentwood, Tenn./Brentwood Academy
							13	Brendon Harris	S	6-1	212	Jr.	Chattanooga, Tenn./Baylor School
59	Scott Meyer	LS	6-1	224	5th	Alpharetta, Ga./Blessed Trinity Catholic	94	Rutger Reitmaier	DL	6-3	266	Jr.	Nashville, Tenn./Lipscomb Academy
2	Amir Abdur-Rahman	WR	6-4	217	Jr.	Atlanta, Ga./Mays	12	Brayden DeVault-Smith	LB	6-3	227	Sr.	Nashville, Tenn./Pearl-Cohn
86	Ben Bresnahan	TE	6-4	244	Jr.	Cumming, Ga./West Forsyth	44	Christian James	DL	6-4	250	So.	Memphis, Tenn./Christian Brothers
15	Elijah Hamilton	CB	6-2	205	5th	Roswell, Ga./Blessed Trinity Catholic	14	Devin Boddie Jr.	WR	5-11	168	So.	Memphis, Tenn./Whitehaven
73	Jonathan Stewart	OL	6-7	324	Sr.	Lawrenceville, Ga./Mountain View	71	Donald Fitzgerald	OL	6-8	305	So.	Nashville, Tenn./Hillsboro
22	Chase Lloyd	DB	6-2	207	Fr.	Atlanta, Ga./Westlake	88	Jayden Harrison	WR	5-10	191	So.	Nashville, Tenn./Pearl-Cohn
21	Keyon Henry-Brooks	RB	6-1	200	So.	Powder Springs, Ga./Kennesaw Mountain	96	Nate Clifton	DL	6-5	267	So.	La Vergne, Tenn./Brentwood Academy
5	Mike Wright	QB	6-3	187	Fr.	Fayetteville, Ga./Woodward Academy							
9	Rocko Griffin	RB	5-9	205	Fr.	Rincon, Ga./South Effingham	24	Alston Orji	LB	6-2	245	Jr.	Rockwall, Texas/Rockwall
43	Tré Brown	LB	5-10	200	So.	Loganville, Ga./Grayson	7	Dimitri Moore	LB	6-3	234	Sr.	Cedar Hill, Texas/Cedar Hill
61	Jonah Buchanan	OL	6-4	291	Sr.	Honolulu, Hawaii/Iolani	52	Alex Brown	LB	6-2	243	Jr.	San Antonio, Texas/Claudia Taylor Johnson
17	Feleti Afemui	LB	6-3	244	Sr.	Kihei, Hawaii/Maui	26	Anfernee Orji	LB	6-2	224	So.	Rockwall, Texas/Rockwall
95	Raashaan Wilkins Jr.	DL	6-3	307	Jr.	Chicago, Ill./Mt. Carmel	8	Ken Seals	QB	6-3	218	Fr.	Azle, Texas/Weatherford
93	Tolu Thomas-Ailara	DL	6-3	252	Jr.	Chicago Heights, Ill./Marian Catholic	27	Ryan McCord	CB	6-1	180	Fr.	Dallas, Texas/Saint Mark's
42	Camden Coleman	DB	6-1	207	Jr.	Champaign, Ill./University Laboratory	51	Luke Blanton	LB	6-2	237	Jr.	Dallas, Texas/Highland Park
52	Kevo Wesley	OL	6-4	296	Fr.	Chicago, Ill./Curie	11	Tyrell Alexander	WR	6-1	184	5th	Lancaster, Texas/Lancaster
85	Joel DeCoursey	TE	6-4	245	So.	Zionsville, Ind./Zionsville Community	10	Dayo Odeyingbo	DL	6-6	276	Sr.	Irving, Texas/Carrollton Ranchview
90	Cameron Tidd	DL	6-3	295	5th	Greenwood, Ind./Center Grove	50	Ethan Barr	LB	6-3	236	Fr.	Flower Mound, Texas/Marcus
78	Bryce Bailey	OL	6-5	306	Sr.	Newburgh, Ind./Castle	29	Jack Barton	S/LB	6-0	201	Fr.	Dallas, Texas/Jesuit
46	Michael Spencer	LB	6-4	249	Fr.	Union, Ky./The Taft School	68	Jason Brooks, Jr.	OL	6-4	275	Fr.	Houston, Texas/Dobie
21	Kenny Hebert	LB	6-4	232	Sr.	New Orleans, La./Holy Cross	18	Logan Kyle	WR	6-3	207	Fr.	Cypress, Texas/Tomball Memorial
1	Donovan Kaufman	DB	5-10	197	Fr.	New Orleans, La./Archbishop Rummel	74	Cole Clemens	OL	6-6	344	Sr.	South Jordan, Utah/Bingham
81	Will Sheppard	WR	6-3	190	Fr.	Mandeville, La./Mandeville	57	Drew Birchmeier	OL	6-4	300	5th	Midlothian, Va./Cosby
							33	Dashaun Jenkins	S	6-0	190	Jr.	Woodbridge, Va./Woodbridge
							19	Chris Pierce Jr.	WR	6-4	231	Sr.	Smithfield, Va./Smithfield
							75	Ben Cox	OL	6-5	292	Fr.	Radford, Va./Radford
							83	Conley Ku	WR	5-9	165	Fr.	Fairfax, Va./Falls Church

Student-Athlete Profiles

QB		8 • KEN SEALS • 6-3 • 218 • Fr. • Azle, Texas • Weatherford																												
		<ul style="list-style-type: none">Majoring in computer scienceThird true freshman quarterback to start a season opener in the SEC since 1972Fifth Vanderbilt true freshman quarterback to eclipse 100 passing yards in a gameFourth true freshman since 2012 to make his first two starts against top-20 foesNation's 17th-best pro-style quarterback by Rivals.com2019 Mr. Texas Football semifinalist	<table><tr><th>PASSING</th><th>G</th><th>Comp</th><th>Att</th><th>Pct</th><th>Yards</th><th>TDs</th><th>Int</th><th>Long</th></tr><tr><td>2020</td><td>2</td><td>31</td><td>54</td><td>57.4</td><td>263</td><td>2</td><td>4</td><td>40</td></tr><tr><td>TOTAL</td><td>2</td><td>31</td><td>54</td><td>57.4</td><td>263</td><td>2</td><td>4</td><td>40</td></tr></table>	PASSING	G	Comp	Att	Pct	Yards	TDs	Int	Long	2020	2	31	54	57.4	263	2	4	40	TOTAL	2	31	54	57.4	263	2	4	40
		PASSING	G	Comp	Att	Pct	Yards	TDs	Int	Long																				
2020	2	31	54	57.4	263	2	4	40																						
TOTAL	2	31	54	57.4	263	2	4	40																						

QB		15 • DANNY CLARK • 6-4 • 232 • Jr. • Akron, Ohio • Archbishop Hoban	
		<ul style="list-style-type: none">Majoring in communication studiesFour-star recruit by ESPN.com and Scout.com as a prep senior at Archbishop Hoban (Ohio)Left-handed signal caller for Copiah-Lincoln (Mississippi) who passed for 2,166 yards and 18 touchdowns in 2019Averaged 240.7 yards/game in nine appearances at Copiah LincolnSigned with Kentucky following outstanding Ohio prep careerRanked among nation's top 20 senior quarterbacks by Scout.com following high school	


QB		5 • MIKE WRIGHT • 6-3 • 187 • Fr. • Fayetteville, Ga. • Woodward Academy																						
		<ul style="list-style-type: none">Undecided on a majorRegistered three carries for seven yards against No. 20/17 LSUUsed in goal-to-go situations against the Tigers for first snaps playedNation's 23rd-ranked dual-style quarterback by RivalsGeorgia's 38th-ranked prospect by RivalsSchool's 200-meter dash school record holder	<table><tr><th>RUSHING</th><th>G</th><th>Att</th><th>Yards</th><th>Avg.</th><th>TD</th><th>Long</th></tr><tr><td>2020</td><td>2</td><td>3</td><td>7</td><td>2.3</td><td>0</td><td>6</td></tr><tr><td>TOTAL</td><td>2</td><td>3</td><td>7</td><td>2.3</td><td>0</td><td>6</td></tr></table>	RUSHING	G	Att	Yards	Avg.	TD	Long	2020	2	3	7	2.3	0	6	TOTAL	2	3	7	2.3	0	6
		RUSHING	G	Att	Yards	Avg.	TD	Long																
2020	2	3	7	2.3	0	6																		
TOTAL	2	3	7	2.3	0	6																		

RB		3 • JA'VEON MARLOW • 5-11 • 195 • Jr. • Winter Haven, Fla. • Winter Haven																																				
		<ul style="list-style-type: none">Majoring in psychologySet career highs in both attempts and yards with 17 carries and 83 yards against No. 20/17 LSUBurst for a career-long 22 yard run in the home opener with the TigersRanks fourth nationally in rushing yards against ranked teams this season (148)Gained 42 yards on 10 carries in 2019Three-sport star in high school (football, weightlifting, track and field)	<table><tr><th>RUSHING</th><th>G</th><th>Att</th><th>Yards</th><th>Avg.</th><th>TD</th><th>Long</th></tr><tr><td>2020</td><td>2</td><td>33</td><td>148</td><td>4.5</td><td>0</td><td>22</td></tr><tr><td>2019</td><td>8</td><td>10</td><td>42</td><td>4.2</td><td>0</td><td>8</td></tr><tr><td>2018</td><td>4</td><td>5</td><td>46</td><td>9.2</td><td>0</td><td>18</td></tr><tr><td>TOTAL</td><td>14</td><td>48</td><td>236</td><td>4.9</td><td>0</td><td>22</td></tr></table>	RUSHING	G	Att	Yards	Avg.	TD	Long	2020	2	33	148	4.5	0	22	2019	8	10	42	4.2	0	8	2018	4	5	46	9.2	0	18	TOTAL	14	48	236	4.9	0	22
		RUSHING	G	Att	Yards	Avg.	TD	Long																														
2020	2	33	148	4.5	0	22																																
2019	8	10	42	4.2	0	8																																
2018	4	5	46	9.2	0	18																																
TOTAL	14	48	236	4.9	0	22																																

RB		32 • JAMAURI WAKEFIELD • 6-1 • 223 • 5th Year • Jacksonville, Fla. • Providence																																											
		<ul style="list-style-type: none">Pursuing a graduate degree in marketingReturned to action in 2020 season opener after suffering a season-ending injury in 2019Averaged 4.5 yards/carry as redshirt sophomore in 2018Rushed for 74 yards at Kentucky and 72 yards against South Carolina in 2018Consensus three-star prospect out of high schoolThree-sport star in high school (football, basketball, track and field)	<table><tr><th>RUSHING</th><th>G</th><th>Att</th><th>Yards</th><th>Avg.</th><th>TD</th><th>Long</th></tr><tr><td>2020</td><td>2</td><td>31</td><td>89</td><td>2.9</td><td>0</td><td>12</td></tr><tr><td>2019</td><td>1</td><td>1</td><td>7</td><td>7.0</td><td>0</td><td>7</td></tr><tr><td>2018</td><td>11</td><td>78</td><td>353</td><td>4.5</td><td>2</td><td>26</td></tr><tr><td>2017</td><td>11</td><td>28</td><td>115</td><td>4.1</td><td>0</td><td>13</td></tr><tr><td>TOTAL</td><td>25</td><td>138</td><td>564</td><td>4.1</td><td>2</td><td>26</td></tr></table>	RUSHING	G	Att	Yards	Avg.	TD	Long	2020	2	31	89	2.9	0	12	2019	1	1	7	7.0	0	7	2018	11	78	353	4.5	2	26	2017	11	28	115	4.1	0	13	TOTAL	25	138	564	4.1	2	26
		RUSHING	G	Att	Yards	Avg.	TD	Long																																					
2020	2	31	89	2.9	0	12																																							
2019	1	1	7	7.0	0	7																																							
2018	11	78	353	4.5	2	26																																							
2017	11	28	115	4.1	0	13																																							
TOTAL	25	138	564	4.1	2	26																																							

RB		21 • KEYON HENRY-BROOKS • 6-1 • 205 • So. • Powder Springs, Ga. • Kennesaw Mountain																						
		<ul style="list-style-type: none">Undecided on a majorLeading returning rusher on the Commodores (252 yards) from 2019First collegiate touchdown came on 61-yard carry against Northern IllinoisCareer-high 13 carries for a personal-best 70 yards at TennesseeRushed for 3,569 yards and compiled 36 touchdowns at Kennesaw Mountain, north of AtlantaBorn in New Orleans	<table><tr><th>RUSHING</th><th>G</th><th>Att</th><th>Yards</th><th>Avg.</th><th>TD</th><th>Long</th></tr><tr><td>2019</td><td>11</td><td>56</td><td>252</td><td>4.4</td><td>1</td><td>61</td></tr><tr><td>TOTAL</td><td>11</td><td>56</td><td>252</td><td>4.4</td><td>1</td><td>61</td></tr></table>	RUSHING	G	Att	Yards	Avg.	TD	Long	2019	11	56	252	4.4	1	61	TOTAL	11	56	252	4.4	1	61
		RUSHING	G	Att	Yards	Avg.	TD	Long																
2019	11	56	252	4.4	1	61																		
TOTAL	11	56	252	4.4	1	61																		


TE		86 • BEN BRESNAHAN • 6-4 • 244 • Jr. • Cumming, Ga. • West Forsyth																																	
		<ul style="list-style-type: none">Majoring in medicine, health and societyHauled in first career touchdown against No. 20/17 LSUMade career-high tying three catches in the season opener at No. 10/11 Texas A&MAdded three more grabs a week later against No. 20/17 LSUPlayed in 11 games in 2019 and earned starts against Florida and TennesseeA three-time all-region selection at West Forsyth	<table><tr><th>RECEPTIONS</th><th>G</th><th>Rec.</th><th>Yards</th><th>Avg.</th><th>TDs</th><th>Long</th><th>Avg.G</th></tr><tr><td>2020</td><td>2</td><td>6</td><td>59</td><td>9.8</td><td>1</td><td>19</td><td>29.5</td></tr><tr><td>2019</td><td>11</td><td>7</td><td>105</td><td>15.0</td><td>0</td><td>26</td><td>9.5</td></tr><tr><td>TOTAL</td><td>13</td><td>13</td><td>164</td><td>12.6</td><td>1</td><td>26</td><td>12.6</td></tr></table>	RECEPTIONS	G	Rec.	Yards	Avg.	TDs	Long	Avg.G	2020	2	6	59	9.8	1	19	29.5	2019	11	7	105	15.0	0	26	9.5	TOTAL	13	13	164	12.6	1	26	12.6
		RECEPTIONS	G	Rec.	Yards	Avg.	TDs	Long	Avg.G																										
2020	2	6	59	9.8	1	19	29.5																												
2019	11	7	105	15.0	0	26	9.5																												
TOTAL	13	13	164	12.6	1	26	12.6																												

TE		10 • GAVIN SCHOENWALD • 6-4 • 237 • Jr. • Brentwood, Tenn. • Brentwood Academy																																	
		<ul style="list-style-type: none">Majoring in human and organizational developmentPlayed in 11 games in 2019, primarily as a member of the special teams unitsPrepped at nearby Brentwood Academy and was an all-state quarterback in 2017Rated as the No. 6 tight end nationally by ESPN.comGuided Brentwood to a 12-0 record in 2017 as the starting quarterbackLed team to three state basketball titles	<table><tr><th>RECEPTIONS</th><th>G</th><th>Rec.</th><th>Yards</th><th>Avg.</th><th>TDs</th><th>Long</th><th>Avg.G</th></tr><tr><td>2020</td><td>2</td><td>0</td><td>0</td><td>0.0</td><td>0</td><td>0</td><td>0.0</td></tr><tr><td>2019</td><td>11</td><td>0</td><td>0</td><td>0.0</td><td>0</td><td>0</td><td>0.0</td></tr><tr><td>TOTAL</td><td>13</td><td>0</td><td>0</td><td>0.0</td><td>0</td><td>0</td><td>0.0</td></tr></table>	RECEPTIONS	G	Rec.	Yards	Avg.	TDs	Long	Avg.G	2020	2	0	0	0.0	0	0	0.0	2019	11	0	0	0.0	0	0	0.0	TOTAL	13	0	0	0.0	0	0	0.0
		RECEPTIONS	G	Rec.	Yards	Avg.	TDs	Long	Avg.G																										
2020	2	0	0	0.0	0	0	0.0																												
2019	11	0	0	0.0	0	0	0.0																												
TOTAL	13	0	0	0.0	0	0	0.0																												

TE		84 • JUSTIN BALL • 6-6 • 232 • So. • Glenn Dale, Md. • Gonzaga Prep																									
		<ul style="list-style-type: none">Undecided on a majorMade collegiate debut in the season opener against No. 10/11 Texas A&MDid not see action as a freshman in 2019Three-star prospect by ESPN.com and 247Sports.comBorn in Washington D.C.	<table><tr><th>RECEPTIONS</th><th>G</th><th>Rec.</th><th>Yards</th><th>Avg.</th><th>TDs</th><th>Long</th><th>Avg.G</th></tr><tr><td>2020</td><td>2</td><td>1</td><td>-3</td><td>-3.0</td><td>0</td><td>0</td><td>-1.5</td></tr><tr><td>TOTAL</td><td>2</td><td>1</td><td>-3</td><td>-3.0</td><td>0</td><td>0</td><td>-1.5</td></tr></table>	RECEPTIONS	G	Rec.	Yards	Avg.	TDs	Long	Avg.G	2020	2	1	-3	-3.0	0	0	-1.5	TOTAL	2	1	-3	-3.0	0	0	-1.5
		RECEPTIONS	G	Rec.	Yards	Avg.	TDs	Long	Avg.G																		
2020	2	1	-3	-3.0	0	0	-1.5																				
TOTAL	2	1	-3	-3.0	0	0	-1.5																				

Student-Athlete Profiles

WR



11 • TYRELL ALEXANDER • 6-1 • 184 • 5th • Lancaster, Texas • Lancaster

- Pursuing a graduate degree in learning, diversity and urban studies
- Three-year letterwinner at Oklahoma State
- Made Vanderbilt debut at No. 10/11 Texas A&M
- Special teams regular in 2018 and 2019 with the Cowboys
- Appeared in six games at wide receiver in 2017
- Hauled in a 56-yard touchdown against Kansas in 2017

RECEPTIONS	G	Rec.	Yards	Avg.	TDs	Long	Avg.G
2020	2	1	6	6.0	0	6	6.0
TOTAL	2	1	6	6.0	0	6	6.0

WR




7 • Cam Johnson • 6-0 • 198 • Jr. • Brentwood, Tenn. • Brentwood Academy

- Majoring in human and organizational development
- Hauled in a career-long 40-yard pass in home opener against No. 20/17 LSU
- Commodores leading returning receiver (316 yards) from 2019
- Posted three catches for 31 yards and first career touchdown at Purdue in 2019
- Caught a touchdown pass in consecutive games against Missouri and South Carolina
- Played four games as freshman in 2018 before injury curtailed his season

RECEPTIONS	G	Rec.	Yards	Avg.	TDs	Long	Avg.G
2020	2	5	84	16.8	0	40	42.0
2019	12	30	316	10.5	3	28	26.3
2018	4	4	45	11.2	0	14	11.2
TOTAL	18	39	445	11.4	3	40	24.7

WR




19 • CHRIS PIERCE JR. • 6-4 • 231 • Sr. • Smithfield, Va. • Smithfield

- Majoring in sociology
- Started eight games and played in all 12 at wide receiver in 2019
- Had 133 receiving yards on three catches at Purdue
- Football and basketball star at Smithfield High School in southeast Virginia
- Four-year starter on prep football team
- Enjoys boxing

RECEPTIONS	G	Rec.	Yards	Avg.	TDs	Long	Avg.G
2020	2	3	29	9.7	0	19	14.5
2019	12	14	244	17.4	1	75	20.4
2018	13	13	128	9.8	1	20	9.5
2017	9	0	0	0	0	0	0
TOTAL	36	30	401	13.4	2	75	11.1

WR




4 • JAMES BOSTIC III • 6-3 • 217 • Sr. • Fort Lauderdale, Fla. • Cardinal Gibbons

- Majoring in medicine, health and society
- Played in 12 games in 2019, catching 11 passes for 112 yards (10.2 yards/catch)
- Finished with a year-high four grabs for 36 yards against UNLV in 20219
- Played in six games in 2018, making collegiate debut at Notre Dame
- A three-star prospect out of Cardinal Gibbons
- Father, James Bostic Jr., played at Auburn and in the NFL

RECEPTIONS	G	Rec.	Yards	Avg.	TDs	Long	Avg.G
2019	12	11	112	10.2	0	17	10.2
2018	6	0	0	0.0	0	0	0.0
TOTAL	18	11	112	10.2	0	17	6.2

WR




2 • AMIR ABDUR-RAHMAN • 6-4 • 217 • Jr. • Atlanta, Ga. • Mays

- Majoring in medicine, health and society
- Registered career highs in both receptions (5) and receiving yards (72) at No. 10/11 Texas A&M
- Hauled in second career touchdown in the season opener against the Aggies
- Played in 13 games as a true freshman in 2018
- Caught a career-long 52-yard catch versus Baylor in the 2018 Texas Bowl
- A three-sport athlete at Mays (football, track and field and swimming)

RECEPTIONS	G	Rec.	Yards	Avg.	TDs	Long	Avg.G
2020	2	6	76	12.7	1	27	38.0
2019	1	0	0	0.0	0	0	0.0
2018	13	4	108	27.0	1	52	8.3
TOTAL	16	10	184	18.4	1	52	11.5

WR




88 • JAYDEN HARRISON • 5-10 • 191 • So. • Nashville, Tenn. • Pearl-Cohn

- Undeclared on a major
- Made collegiate debut at No. 10/11 Texas A&M, registering his first career reception
- Did not see action in 2019
- Three-star prospect by ESPN.com, Rivals.com and 247Sports.com
- Born in Pontiac, Mich.

RECEPTIONS	G	Rec.	Yards	Avg.	TDs	Long	Avg.G
2020	2	3	-13	-4.3	0	0	-6.5
TOTAL	2	3	-13	-4.3	0	0	-6.5


WR



14 • Devin Boddie Jr. • 5-11 • 168 • So. • Memphis, Tenn. • Whitehaven

- Undeclared on a major
- Did not see game action in 2019
- Consensus three-star prospect coming out of high school
- Finished with 2,300 receiving yards and 45 touchdowns at Whitehaven
- Has one brother, Jared, and five sisters, Jarmine, Timolyn, Taylor, Teagan and Yara
- Born in Shreveport, La.


OG



57 • DREW BIRCHMEIER • 6-4 • 300 • 5th Year • Midlothian, Va. • Cosby

- Pursuing a master's degree in marketing after graduating in May with a degree in law, history and society
- Transitioning to offensive line after spending last three years along defensive line
- Started all 12 games at defensive tackle in 2019 and earned 12 starts in 2018
- Booked 21 tackles and 1.0 tackle for loss in 2019
- Three-sport athlete at Cosby (football, basketball and baseball)
- Married the former Kiersten Bedwell this summer in Bedwell's parent's backyard







OG












72 • DAN DAWKINS • 6-3 • 308 • Jr. • Staten Island, N.Y. • The Peddie School

- Majoring in sociology studies
- Played in 12 games with starts against Georgia and Purdue in 2019
- A three-sport athlete at The Peddie School (football, baseball and wrestling)
- Nation's No. 8 ranked center coming out of high school
- Led Falcons to the 2017 MAPL championship and Big 3 Trophy in 2016 and 2017
- Has two older sisters, Dakota and Hunter, who both swam collegiately

Student-Athlete Profiles


OT		<p>70 • BRADLEY ASHMORE • 6-6 • 294 • Fr. • Neptune Beach, Fla. • Fletcher Senior</p> <ul style="list-style-type: none"> • Undeclared on a major • Can see time at both right or left tackle • At Fletcher Senior, served as the school's Marine Coastal Club vice president • First team all-region pick in 2018 and 2019 • Enjoys swimming and cooking away from football
OT		<p>69 • BRAYDEN BAPST • 6-6 • 300 • So. • Washington, D.C. • St. John's College</p> <ul style="list-style-type: none"> • Undeclared on a major • Did not see action as a true freshman in 2019 • Consensus three-star prospect coming out of high school • Helped St. John's College to 9-1 records in 2018 and 2017 • As a senior, started at tight end and played defensive end • Three-sport athlete at St. John's (football, basketball and lacrosse)
OT		<p>77 • CONNOR MIGNONE • 6-4 • 302 • 5th • Redding, Conn. • Joel Barlow</p> <ul style="list-style-type: none"> • Pursuing a graduate degree in data science • Spent the last four seasons at Central Connecticut • First Team All-Northeast Conference honoree three times • In 2019, Helped Central Connecticut's offense lead the conference in scoring, total offense and rushing • 2017 Northeast Conference Offensive Rookie of the Year • Phil Steele Freshman All-American First Team pick in 2017
OT		<p>54 • TYLER STEEN • 6-5 • 317 • Jr. • Miami, Fla. • St. Thomas Aquinas</p> <ul style="list-style-type: none"> • Majoring in human and organizational development • Started all 12 games at right tackle in 2019 • Shifted to starting left tackle for the 2020 season opener at No. 10/11 Texas A&M • Only Commodore offensive lineman to start all 12 games last fall • Father, Daris, is a retired Marine who played football at LSU • Grandfather is Vietnam veteran and Medal of Honor recipient
C		<p>63 • GRANT MILLER • 6-4 • 297 • Sr. • Fort Lauderdale, Fla. • St. Thomas Aquinas</p> <ul style="list-style-type: none"> • Majoring in human and organizational development • Selected as a 2020 team captain • Played 10 games and earned seven starts, including the first five, during the 2019 season • Experienced action in 12 games in 2018 • Prepped at powerful St. Thomas Aquinas in south Florida • Father, Fred, played offensive tackle for 12 years in the NFL (St. Louis Rams, Tennessee, Chicago)
C		<p>65 • MICHAEL WARDEN • 6-2 • 289 • Jr. • Loveland, Ohio • Summit Country Day</p> <ul style="list-style-type: none"> • Majoring in economics • Did not experience game action in 2018 or 2019 • Tallied 97 tackles and 11.5 sacks during prep career • Four-sport athlete for Summit Country Day (football, wrestling, lacrosse and track and field) • Both parents, Robert and Antoinette, are physicians

Student-Athlete Profiles

DE		10 • DAYO ODEYINGBO • 6-6 • 276 • Jr. • Irving, Texas • Carrollton Ranchview <ul style="list-style-type: none"> Majoring in medicine, health and society Preseason All-SEC second team Leads the Commodores in quarterback pressures in 2020 Played in 12 games and started 11 in 2019 45 tackles, 12.0 tackles for loss and 1.5 sacks in 2019 SEC's leading returner in tackles for loss Older brother (Dare) was four-year letter winner at Vanderbilt 	TACKLES G U A Total TFL Sack QH FF FR 2020 2 6 7 13 2.0-4 1.0-2 3 0 0 2019 12 30 15 45 12.0-36 1.5-13 7 0 0 2018 12 17 11 28 6.5-36 2.5-24 6 1 2 2017 12 10 10 20 4.5-20 2.5-16 0 0 0 TOTAL 38 63 43 106 25.0-96 7.5-55 16 1 2
DE		94 • RUTGER REITMAIER • 6-3 • 266 • Jr. • Nashville, Tenn. • Lipscomb Academy <ul style="list-style-type: none"> Majoring in sociology Born and raised in Nashville Played in all 12 games in 2019, booking 14 tackles and 4.5 tackles for loss Appeared in all 13 games in 2018 with seven tackles Four-star prospect (247Sports.com) out of Lipscomb Academy (Tenn.) Originally attended Oregon, enrolled at Vanderbilt in July 2018 	TACKLES G U A Total TFL Sack PD FF FR 2020 2 0 0 0 0.0-0 0.0-0 0 0 0 2019 12 7 7 14 4.5-11 0.5-4 1 0 0 2018 13 3 4 7 0.0-0 0.0-0 0 0 0 TOTAL 27 10 11 21 4.5-11 0.5-0 1 0 0
DT		9 • DAEVION DAVIS • 6-2 • 285 • So. • Madison, Ala. • James Clemens <ul style="list-style-type: none"> Majoring in medicine, health and society First career forced fumble and fumble recovery at No. 10/11 Texas A&M Played in 11 games as a true freshman in 2019, earning four starts Stops in eight games and multiple tackles four times Two tackles in first collegiate appearance, against No. 3/3 Georgia Three-star prospect out of James Clemens near Huntsville, Ala. 	TACKLES G U A Total TFL Sack QH FF FR 2020 2 2 3 5 0.0-0 0.0-0 2 1 1 2019 11 3 11 14 1.0-6 0.0-0 0 0 0 TOTAL 13 5 14 19 1.0-6 0.0-0 2 1 1
DT		90 • CAMERON TIDD • 6-3 • 295 • 5th Year • Greenwood, Ind. • Center Grove <ul style="list-style-type: none"> Pursuing a graduate degree in marketing 2018 SEC Academic Honor Roll Played in all 12 games in 2019 and all 13 in 2018 Booked a career-high nine tackles in 2019 finale at Tennessee Registered at least one tackle in 10 of 12 games in 2019 Two-time Indiana state champion in discus throw 	TACKLES G U A Total TFL Sack QH FF FR 2020 2 1 0 1 0.0-0 0.0-0 0 0 0 2019 12 12 21 33 2.5-12 1.5-10 1 0 0 2018 13 12 12 24 2.0-6 0.5-3 1 0 0 2017 12 7 9 16 1.0-7 1.0-7 0 1 0 TOTAL 39 32 42 74 5.5-25 3.0-20 2 1 0
DT		95 • RAASHAAN WILKINS JR. • 6-3 • 307 • Jr. • Chicago, Ill. • Mt. Carmel <ul style="list-style-type: none"> Majoring in economics Two tackles in Commodore debut at No. 10/11 Texas A&M Starting defensive lineman in 2019 at Monterey Peninsula (California) College Part of Monterey Peninsula unit that paced conference with 48.0 sacks Multi-year starter in prep career at Mt. Carmel in Chicago Enjoys playing Madden 	TACKLES G U A Total TFL Sack QH FF FR 2020 2 2 1 3 0.0-0 0.0-0 0 0 0 TOTAL 2 2 1 3 0.0-0 0.0-0 0 0 0
OLB		21 • KENNY HEBERT • 6-4 • 232 • Sr. • New Orleans, La. • Holy Cross <ul style="list-style-type: none"> Pursuing a graduate degree in learning, diversity and urban studies SEC Academic Honor Roll (2016) Played in 11 games in 2017 and started first seven Multiple tackles in 10 games Career-high five stops against Georgia and Purdue in 2019 1.0 sack against Baylor in 2018 Texas Bowl 	TACKLES G U A Total TFL Sack QH FF FR 2020 2 1 1 2 0.0-0 0.0-0 0 0 0 2019 11 19 15 34 7.0-31 2.0-18 2 0 0 2018 13 10 4 14 5.0-21 4.0-20 1 1 1 2017 4 0 1 1 0.0-0 0.0-0 0 0 0 TOTAL 30 30 21 51 12.0-52 6.0-38 3 1 1
OLB		48 • ANDRE MINTZE • 6-3 • 246 • 5th Year • Philadelphia, Pa. • Imhotep Institute <ul style="list-style-type: none"> Working toward master's degree in medicine, health and society Forced second career fumble in the season opener at No. 10/11 Texas A&M Double majored in cinema and media arts, and medicine, health and society and graduated in December 2019 2020 Vanderbilt Athletics Godfrey Dillard Courage Award recipient Preseason All-SEC third team selection by the league's head coaches Aspiring vlogger (Dre Mintze TV) 	TACKLES G U A Total TFL Sack QH FF FR 2020 2 2 1 3 2.0-8 1.0-6 0 1 0 2019 12 23 17 40 7.5-32 4.5-23 3 1 0 2018 11 6 4 10 3.5-7 1.0-3 0 0 0 2017 11 4 1 5 0.0-0 0.0-0 0 0 0 TOTAL 36 35 23 58 13.0-47 6.5-32 3 2 0
OLB		96 • NATE CLIFTON • 6-5 • 267 • So. • La Vergne, Tenn. • Brentwood Academy <ul style="list-style-type: none"> Undecided on major Made collegiate debut in the season opener at No. 10/11 Texas A&M Led Brentwood Academy to three straight Division II Class AAA state titles As a senior co-captain, tallied 14.0 tackles for loss and 9.0 sacks Prep teammates with Cam Johnson, Gavin Schoenwald and Harrison Smith Born in Chicago 	TACKLES G U A Total TFL Sack QH FF FR 2020 2 0 2 2 0.0-0 0.0-0 0 0 0 TOTAL 2 0 2 2 0.0-0 0.0-0 0 0 0
OLB		97 • LORENZA SURGERS • 6-5 • 258 • Jr. • Cary, N.C. • Panther Creek <ul style="list-style-type: none"> Majoring in communication studies Made first career tackle in the home opener against No. 20/17 LSU Senior captain for Panther Creek Earned varsity letters in football and wrestling Father is a Navy veteran Mother is a physician 	TACKLES G U A Total TFL Sack QH FF FR 2020 2 2 0 2 0.0-0 0.0-0 0 0 0 TOTAL 2 2 0 2 0.0-0 0.0-0 0 0 0

Student-Athlete Profiles

ILB




7 • DIMITRI MOORE • 6-3 • 234 • Sr. • Cedar Hill, Texas • Cedar Hill

- Majoring in cinema and media arts
- Preseason All-SEC third team
- SEC All-Freshman LB (2018)
- Fourth in the SEC in tackles in 2019 with 99
- Double-digit tackles in five games in 2019
- Older brother, Richard, played football at Texas A&M and SMU

TACKLES	G	U	A	Total	TFL	Sack	Int	FF	FR
2020	1	5	3	8	0.0-0	0.0-0	0-0	0	0
2019	12	48	51	99	6.0-28	0.5-1	0-0	0	0
2018	13	47	37	84	3.5-6	1.0-1	0-0	4	3
TOTAL	26	100	91	191	9.5-34	1.5-2	0-0	4	3

ILB



12 • BRAYDEN DEVAULT-SMITH • 6-3 • 227 • Sr. • Nashville, Tenn. • Pearl-Cohn

• Majoring in sociology

• First two tackles of 2020 against No. 20/17 LSU

• Played in 11 games in 2019 and earned one start


• 14 tackles during the 2019 season

• Mom is an infection prevention nurse at Vanderbilt Medical Center

• Pianist

TACKLES	G	U	A	Total	TFL	Sack	Int	FF	FR
2020	2	2	0	2	0.0-0	0.0-0	0-0	0	0
2019	11	13	10	23	0.0-0	0.0-0	0-0	0	0
2018	13	4	4	8	0.0-0	0.0-0	0-0	0	0
TOTAL	26	19	14	33	0.0-0	0.0-0	0-0	0	0


ILB




26 • ANFERNEE ORJI • 6-2 • 224 • So. • Rockwall, Texas • Rockwall

- Majoring in computer engineering
- Career-high seven tackles in the season-opening matchup at No. 10/11 Texas A&M
- Played in nine games as a true freshman in 2019 and booked six tackles
- Four-star prospect by Rivals.com
- Older brother Alston plays for Vanderbilt
- Family is Nigerian American

TACKLES	G	U	A	Total	TFL	Int	PD	FF	FR
2020	2	4	7	11	0.0-0	0-0	0	0	0
2019	9	2	4	6	0.0-0	0-0	1	0	0
TOTAL	11	6	11	17	0.0-0	0-0	1	0	0

ILB		24 • ALSTON ORJI • 6-2 • 245 • Jr. • Rockwall, Texas • Rockwall																																																											
		<ul style="list-style-type: none">• Majoring in American studies• Three stops in the season opener at No. 10/11 Texas A&M• Played in four games and booked two tackles in 2019• Appeared in 11 contests in 2018 and tallied four tackles• Consensus four-star prospect coming out of high school• Younger brother Anfernee also plays for Vanderbilt																																																											
		<table><tr><th>TACKLES</th><th>G</th><th>U</th><th>A</th><th>Total</th><th>TFL</th><th>Sack</th><th>Int</th><th>FF</th><th>FR</th></tr><tr><td>2020</td><td>2</td><td>3</td><td>4</td><td>7</td><td>0.0-0</td><td>0.0-0</td><td>0-0</td><td>0</td><td>0</td></tr><tr><td>2019</td><td>4</td><td>1</td><td>1</td><td>2</td><td>0.0-0</td><td>0.0-0</td><td>0-0</td><td>0</td><td>0</td></tr><tr><td>2018</td><td>4</td><td>2</td><td>2</td><td>4</td><td>0.0-0</td><td>0.0-0</td><td>0-0</td><td>0</td><td>0</td></tr><tr><td>TOTAL</td><td>10</td><td>6</td><td>7</td><td>13</td><td>0.0-0</td><td>0.0-0</td><td>0-0</td><td>0</td><td>0</td></tr></table>	TACKLES	G	U	A	Total	TFL	Sack	Int	FF	FR	2020	2	3	4	7	0.0-0	0.0-0	0-0	0	0	2019	4	1	1	2	0.0-0	0.0-0	0-0	0	0	2018	4	2	2	4	0.0-0	0.0-0	0-0	0	0	TOTAL	10	6	7	13	0.0-0	0.0-0	0-0	0	0									
TACKLES	G	U	A	Total	TFL	Sack	Int	FF	FR																																																				
2020	2	3	4	7	0.0-0	0.0-0	0-0	0	0																																																				
2019	4	1	1	2	0.0-0	0.0-0	0-0	0	0																																																				
2018	4	2	2	4	0.0-0	0.0-0	0-0	0	0																																																				
TOTAL	10	6	7	13	0.0-0	0.0-0	0-0	0	0																																																				

ILB		50 • ETHAN BARR • 6-3 • 236 • Fr. • Flower Mound, Texas • Marcus																																							
		<ul style="list-style-type: none">• Undecided on major• Collegiate debut in the season opener at No. 10/11 Texas A&M• Three-star prospect by 247Sports.com and ESPN.com• Three-year starter for Dallas-Fort Worth metro public power• Two-time defensive captain																																							
		<table><tr><th>TACKLES</th><th>G</th><th>U</th><th>A</th><th>Total</th><th>TFL</th><th>Sack</th><th>Int</th><th>FF</th><th>FR</th></tr><tr><td>2020</td><td>2</td><td>2</td><td>1</td><td>3</td><td>0.0-0</td><td>0.0-0</td><td>0-0</td><td>0</td><td>0</td></tr><tr><td>TOTAL</td><td>2</td><td>2</td><td>1</td><td>3</td><td>0.0-0</td><td>0.0-0</td><td>0-0</td><td>0</td><td>0</td></tr></table>										TACKLES	G	U	A	Total	TFL	Sack	Int	FF	FR	2020	2	2	1	3	0.0-0	0.0-0	0-0	0	0	TOTAL	2	2	1	3	0.0-0	0.0-0	0-0	0	0
		TACKLES	G	U	A	Total	TFL	Sack	Int	FF	FR																														
		2020	2	2	1	3	0.0-0	0.0-0	0-0	0	0																														
TOTAL	2	2	1	3	0.0-0	0.0-0	0-0	0	0																																

CB



4 • RANDALL HAYNIE • 6-0 • 185 • Sr. • Ft. Lauderdale, Fla. • Cardinal Gibbons

- Majoring in sociology
- Picked off third career pass in the home opener against No. 20/17 LSU
- Played in 12 games and booked 18 tackles in 2019
- Returned an interception 47 yards for a touchdown against LSU (2019)
- Appeared in all 13 games during 2018 campaign
- High school teammate of James Bostic III

TACKLES	G	U	A	Total	TFL	Int	PD	FF	FR
2020	2	1	1	2	0.0-0	1-2	0	0	0
2019	11	12	6	18	1.0-2	1-47	4	0	0
2018	13	13	2	15	0.0-0	1-0	5	0	0
TOTAL	26	26	9	35	1.0-2	3-49	9	0	0

CB




6 • GABE JEUDY-LALLY • 6-1 • 180 • So. • Charlotte, N.C. • Ardrey Kell

- Majoring in human and organizational development and sociology
- Tallied six tackles in the first two games after not recording any in 2019
- Played in four games as a true freshman
- Consensus three-star prospect coming out of Ardrey Kell
- Born in New York City
- National Honor Society member in high school

TACKLES	G	U	A	Total	TFL	Int	PD	FF	FR
2020	2	5	1	6	0.0-0	0-0	0	0	0
2019	4	0	0	0	0.0-0	0-0	0	0	0
TOTAL	6	5	1	6	0.0-0	0-0	0	0	0

CB




28 • ALLAN GEORGE • 6-1 • 187 • Sr. • Andalusia, Ala. • Andalusia

- Majoring in medicine, health and society
- Played in 12 games and started 11 in 2019
- First pick of 2019 ended end-zone possession in win over No. 22 Missouri
- Career-high six tackles against LSU and South Carolina in 2019
- Got engaged to Vanderbilt cheerleader Katlyn Richardson in September 2020
- Four-year starting guard on Andalusia's basketball team

TACKLES	G	U	A	Total	TFL	Int	PD	FF	FR
2020	2	1	1	2	0.0-0	0-0	0	0	0
2019	12	26	13	39	4.0-11	1-0	5	0	1
2018	12	25	8	33	3.5-16	1-19	5	1	0
TOTAL	26	52	22	74	7.5-27	2-19	10	1	1

CB



23 • JAYLEN MAHONEY • 5-11 • 185 • So. • Rock Hill, S.C. • South Pointe

- Majoring in human and organizational development
- Recovered his second career fumble at No. 10/11 Texas A&M
- One of five true freshmen to see action in 2019
- Played in 12 game and started four at nickel in 2019
- 23 tackles in 2019 and registered an interception at Tennessee
- Consensus three-star prospect

TACKLES	G	U	A	Total	TFL	Int	PD	FF	FR
2020	1	2	2	4	0.0-0	0-0	0	0	1
2019	12	10	13	23	1.5-11	1-2	2	0	1
TOTAL	13	12	15	27	1.5-11	1-2	2	0	2

Student-Athlete Profiles

CB




5 • DC WILLIAMS • 5-11 • 193 • Sr. • Miami, Fla. • St. Thomas Aquinas

- Majoring in medicine, health and society
- Played in eight games and started three contests in 2019
- Started collegiate career at Wisconsin, seeing action at cornerback as true freshman
- 30 tackles, an interception and six defended passes as Wisconsin freshman (2017)
- Full name is Dontye Carriere-Williams, known to teammates as "DC"
- Helped St. Thomas Aquinas to back-to-back 7A state championships

TACKLES	G	U	A	Total	TFL	Int	PD	FF	FR
2020	2	0	1	1	0.0-0	0-0	0	0	0
2019	8	9	4	13	0.0-0	0-0	0	0	0
2018	-	-	-	-	-	-	-	-	-
2017 (Wis.)	12	22	8	30	0.0-0	1-0	6	0	0
TOTAL	22	31	13	44	0.0-0	1-0	6	0	0


S




33 • DASHAUN JERKINS • 6-0 • 190 • Jr. • Woodbridge, Va. • Woodbridge

- Majoring in medicine, health and society
- Team leader in tackles with 16
- First career forced fumble at No. 10/11 Texas A&M
- Played in 11 games and earned nine starts in 2019
- In first career start, amassed 14 tackles and a fumble recovery against No. 3/3 Georgia
- At least three tackles in all nine starts in 2019

TACKLES	G	U	A	Total	TFL	Int	PD	FF	FR
2020	2	8	8	16	0.0-0	0-0	2	1	1
2019	11	34	24	58	0.5-0	0-0	2	0	1
2018	2	0	0	0	0.0-0	0-0	0	0	0
TOTAL	15	42	32	74	0.5-0	0-0	4	1	2

S		1 • DONOVAN KAUFMAN • 5-10 • 197 • Fr. • New Orleans, La. • Archbishop Rummel									
		• Undecided on major									
		• Made collegiate debut in the season opener at No. 10/11 Texas A&M									
		• Team-high 10 tackles against No. 20/17 LSU									
		• Ranked second on the team in total tackles with 15									
		• Four-star prospect by Rivals.com									
		• Ranked among top 200 players in nation by Rivals.com									
		</									

S



13 • BRENDON HARRIS • 6-1 • 212 • Jr. • Chattanooga, Tenn. • Baylor

- Majoring in medicine, health and society
- Appeared in 11 games and started three in 2019
- Finished fourth on the team in total tackles (51) and solo stops (32)
- Tallied a career-high nine tackles against UNLV
- In 2017, was an all-state and all-region pick and semifinalist for Division II Mr. Football
- Born and raised in Chattanooga, Tenn.

TACKLES	G	U	A	Total	TFL	Int	PD	FF	FR
2019	10	32	19	51	1.0-1	0-0	2	0	0
TOTAL	10	32	19	51	1.0-1	0-0	2	0	0

S




11 • JUSTIN HARRIS • 6-1 • 194 • So. • Attalla, Ala. • Etowah

- Undecided on major
- Made first collegiate start against No. 20/17 LSU
- Played in four games as a true freshman in 2019
- As reserve safety and special teams contributor, saw action in four contests
- Father, Eddie, played football at Jacksonville State and Delta State
- Served as the student government vice president at Etowah

TACKLES	G	U	A	Total	TFL	Int	PD	FF	FR
2020	2	0	1	1	0.0-0	0-0	0	0	0
TOTAL	2	0	1	1	0.0-0	0-0	0	0	0

S



0 • FRANK COPPET • 5-11 • 190 • Sr. • Ft. Lauderdale • St. Thomas Aquinas

• Majoring in medicine, health and society

• Back after suffering a season-ending injury against Northern Illinois in 2019

• Appeared in two games with two tackles in 2019


• Played in 12 games and started six in 2018 with 30 tackles and three interceptions

• Career-high six tackles at Missouri in 2018

• One brother, Fred Jr., was a running back at Bowling Green (Ohio)

TACKLES	G	U	A	Total	TFL	Int	PD	FF	FR
2020	1	1	0	1	0.0-0	0-0	0	0	0
2019	2	1	1	2	0.0-0	0-0	0	0	0
2018	13	24	6	30	0.5-1	3-15	3	1	0
2017	4	2	0	2	0.0-0	0-0	0	0	0
TOTAL	20	28	7	35	0.5-1	3-15	3	1	0

S



14 • MAX WORSHIP • 6-1 • 206 • Jr. • Fort Lauderdale, Fla. • Cardinal Gibbons

- Undecided on a major
- Played in nine games on special teams and as a reserve safety
- 14 tackles with a year-best four against LSU
- 13 appearances as true freshman, playing special teams and reserve safety
- Sister, Domonique, serves as an attorney for the NBA
- Mother, Victoria, named one of South Florida's most influential black women in business and industry in 2017

TACKLES	G	U	A	Total	TFL	Int	PD	FF	FR
2020	1	0	0	0	0.0-0	0-0	0	0	0
2019	9	8	6	14	0.0-0	0-0	0	0	0
2018	13	3	4	7	0.0-0	0-0	0	0	0
TOTAL	22	11	10	21	0.0-0	0-0	0	0	0

K




37 • PIERSON COOKE • 6-0 • 194 • Jr. • Bloomfield Hills, Mich. • Cranbrook-Kingswood

- Majoring in political science
- Connected on his first career field goal attempt from 33 yards
- Appeared in nine games as a kickoff specialist in 2019
- Kicked off 29 times for 1,816 yards (62.6 yards/kickoff)
- Converted 9-of-12 field goals as a senior at Cranbrook-Kingswood
- The No. 13 punter in the country as rated by the Koh's Kicking Camp

FIELD GOALS	G	FGM-FGA	%	1-29	30-39	40-49	50+	LG	PAT
2020	2	1-3	33.3	0-1	1-1	0-1	0-0	33	2-2
TOTAL	2	1-3	33.3	0-1	1-1	0-1	0-0	33	2-2

P



95 • HARRISON SMITH • 5-10 • 188 • Jr. • Franklin, Tenn. • Brentwood Academy

• Majoring in biological sciences, and classical and Mediterranean studies

• Averaging 44.0 yards a kick in 2020 to rank 18th nationally

• Punted in all 12 games in 2019 and averaged 43.0 yards/punt

• Class salutatorian

• Lettered in football, wrestling, tennis and track and field at Brentwood

• Played with current Commodores Cam Johnson, Gavin Schoenwald and Nate Clifton at Brentwood Academy

PUNTING	G	NO	YARDS	AVG.	LONG	I-20	50+
2020	2	13	572	44.0	53	4	5
2019	12	77	3,313	43.0	66	31	16
TOTAL	14	90	3,885	43.2	66	35	21

Coaching Staff



Derek Mason • Head Coach

- Northern Arizona '93
- Became the 28th head coach in Vanderbilt history on Jan. 14, 2014
- 27-49 overall record: Sixth on all-time wins list by Vanderbilt head coach
- Signed renewed contract after conclusion of 2018 season
- Has coached at schools in eight intercollegiate conferences, ranging from the Big Sky and Pac-12 in the west, Patriot League in northeast, the MAC in middle America and SEC in southeast.
- First Vanderbilt coach since 1923-24, 1926 to defeat Tennessee three consecutive years
- 8-1 in last eight games against Tennessee opponents (3-1 vs. Tennessee, 3-0 vs. Middle Tennessee, 2-0 vs. Tenn State)
- Over last three years, teams are 7-7 in September, after going 4-9 in September during first three years
- Needs two wins to tie for fourth on the program's all-time coaching wins chart
- Has mentored several outstanding defensive players, including cornerbacks Richard Sherman and Joejuan Williams, and linebackers Trent Murphy, Shayne Shov, Zach Cunningham and Oren Burks
- Fourth Vanderbilt head coach in last 50 years to enjoy six-year tenures, joining Bobby Johnson, George MacIntyre and Bill Pace
- As Stanford assistant and Willie Shaw Director of Defense from 2010-13, helped Cardinal to 45-8 overall record, back-to-back Rose Bowl appearances (2012-13), Orange Bowl (2010) and Fiesta Bowl (2011)
- Mason's Stanford defense were regarded among the most punishing in the NCAA, and were recognized by their outstanding play against the run and success against spread offenses
- 2012 Broyles Award finalist. Award is presented annually to the nation's top assistant coach
- Hired by Jim Harbaugh to join Stanford defensive staff away from Minnesota Vikings in NFL
- Known as brilliant defensive strategist, Mason started his collegiate coaching career as an offensive assistant
- Four-year letter winner as defensive back at Northern Arizona (1989-92)
- Born Sept. 29, 1969, and raised in Phoenix, Arizona

Season	Overall • SEC	Postseason	Notes
2020	0-2 • 0-2		Defense limited No. 10/11 Texas A&M to 17 points in season opener
2019	3-9 • 1-7	--	Earned third victory over AP Top 25 opponent when Commodores defeated No. 22 Missouri (Oct. 19)
2018	6-7 • 3-5	Texas Bowl vs. Baylor (L, 38-45)	Became second head coach to lead Commodores to two bowl games
2017	5-7 • 1-7	--	Opened with early-season win over ranked-Kansas State, closed with win over Tennessee
2016	6-7 • 3-5	Independence Bowl vs. N.C. State (L, 17-41)	Closed regular season with impressive, back-to-back victories over Ole Miss, Tennessee
2015	4-8 • 2-6	--	Earned first victories against SEC opponent with home wins over Missouri and Kentucky
2014	3-9 • 0-8	--	Mason's initial squad was 3-1 in nonconference play



Ted Roof • Defensive Coordinator • Inside Linebackers

- First season at Vanderbilt
- 33rd season overall
- Georgia Tech '87
- Hails from Lawrenceville, Ga.
- Twin sons both play college football with T.D. a linebacker at Appalachian State and Michael a quarterback at Charlotte



Aaron Henry • Cornerbacks

- First season at Vanderbilt
- Seventh season overall
- Wisconsin '11
- Hails from Immokalee, Fla.
- Coached with Ted Roof at NC State in 2018



Jovan Haye • Defensive Line

- Second season at Vanderbilt
- Third season overall
- Vanderbilt '07
- Hails from Mandeville, Jamaica
- Vanderbilt's 2019 SEC Football Legend



Marc Mattioli • Defensive Secondary

- Sixth season at Vanderbilt
- 10th season overall
- Rhodes College '09
- Hails from Roswell, Ga.
- Served as defensive graduate assistant at Stanford under Derek Mason



Kenechi Udezue • Outside Linebackers

- First season at Vanderbilt
- Fifth season overall
- Southern California '10
- Hails from Los Angeles
- Won a championship as a player at USC in 2003 and as a defensive analyst at LSU in 2019



Todd Fitch • Offensive Coordinator • Quarterbacks

- First season at Vanderbilt
- 36th season overall with 16 postseason appearances
- Ohio Wesleyan '86
- Hails from Ohio and was a three-year starter at defensive back for Ohio Wesleyan.
- Mentors include Don Nehlen, Earle Bruce, Lou Holtz



Tim Horton • Running Backs

- Second season at Vanderbilt
- 30th season overall
- Arkansas '90
- Hails from Conway, Ark.
- Coached several SEC standout RBs, including Tre Mason, Kerryon Johnson, Darren McFadden and Felix Jones



Tony Ball • Wide Receivers

- First season at Vanderbilt
- 11th season overall
- Chattanooga '83
- Hails from Chattanooga, Tenn.
- Inducted into Chattanooga's Athletics Hall of Fame in 2006 and was named to the school's All-Century Team in 2003



Pete Rossomando • Offensive Line

- First season at Vanderbilt
- 17th season overall
- Boston '94
- Hails from Staten Island, N.Y.
- 2012 Liberty Mutual NCAA Division II National Coach of the Year at Central Connecticut



Devin Fitzsimmons • Special Teams Coordinator • Tight Ends

- Second season at Vanderbilt
- 15th season overall
- Bucknell '05
- Hails from Folsom, La.
- Played for Bucknell squad that included Derek Mason on coaching staff

2020 Statistics

	Overall	Home	Away	Neutral
Overall	0-2-0	0-1-0	0-1-0	0-0-0
Conference	0-2-0	0-1-0	0-1-0	0-0-0
Nonconference				

	Vanderbilt	Opponents
SCORING	19	58
Points Per Game	9.5	29.0
Points Off Turnovers	14	7
FIRST DOWNS	34	45
Rushing	17	17
Passing	14	25
Penalty	3	3
RUSHING YARDAGE	258	344
Yards gained rushing	315	369
Yards lost rushing	57	25
Rushing Attempts	81	59
Average Per Rush	3.2	5.8
Average Per Game	129.0	172.0
TDs Rushing	0	2
PASSING YARDAGE	263	526
Comp-Att-Int	31-54-4	40-65-1
Average Per Pass	4.9	8.1
Average Per Catch	4.9	8.1
Average Per Catch	8.5	13.1
Average Per Game	131.5	263.0
TDs Passing	2	5
TOTAL OFFENSE	521	870
Total Plays	67	55
Average Per Play	3.9	7.0
Average Per Game	260.5	435.0
KICK RETURNS: #Yards	5-137	1-7
PUNT RETURNS: #Yards	0-0	6-104
INT RETURNS: #Yards	1-2	4-56
KICK RETURN AVERAGE	27.4	7.0
PUNT RETURN AVERAGE	0.0	17.3
INT RETURN AVERAGE	2.0	14.0
FUMBLES-LOST	0-0	5-3
PENALTIES-Yards	8-59	12-80
Average Per Game	29.5	40.0
PUNTS-Yards	13-572	5-211
Average Per Punt	44.0	42.2
Net punt average	34.5	42.2
KICKOFFS-Yards	5-325	13-843
Average Per Kick	65.0	64.8
Net kick average	43.6	38.9
TIME OF POSSESSION/Game	32:23	27:37
3RD-DOWN Conversions	14/34	8/22
3rd-Down Pct	41%	26%
4TH-DOWN Conversions	1/1	0/1
4th-Down Pct	100%	0%
SACKS BY-Yards	2-3	5-34
MISC YARDS	--	--
TOUCHDOWNS SCORED	2	7
FIELD GOALS-ATTEMPTS	1-2	1-1
ON-SIDE KICKS	0-0	0-0
RED-ZONE SCORES	(3-6) 50%	(5-6) 83%
RED-ZONE TOUCHDOWNS	(2-6) 33.3%	(3-6) 50%
PAT-ATTEMPTS	(2-2) 100%	(7-7) 100%
ATTENDANCE	2000	24073
Games/Avg Per Game	1/2000	1/24073
Neutral Site Games	--	0/0

SCORE BY QUARTERS	1st	2nd	3rd	4th	Total
Vanderbilt	3	9	7	0	19
Opponents	14	14	20	10	58

RUSHING	GP	Att	Gain	Loss	Net	Avg	TD	Long	Avg/G
Ja'Veon Marlow	2	33	153	5	148	4.5	0	22	74.0
Jamuari Wakefield	2	31	104	15	89	2.9	0	12	44.5
Jayden Harrison	2	1	16	0	16	16.0	0	16	8.0
Mike Wright	2	3	10	3	7	2.3	0	6	3.5
Dashaun Jerkins	2	1	7	0	7	7.0	0	7	3.5
Ken Seals	2	12	25	34	-9	-0.8	0	8	-4.5
Total	2	81	315	57	258	3.2	0	22	129.0
Opponents	2	59	369	25	344	5.8	2	57	172.0

PASSING	G	Effic	Cmp-Att-Int	Pct	Yds	TD	Lng	Avg/G
Ken Seals	2	95.73	31-54-4	57.4	263	2	40	131.5
Total	2	95.73	31-54-4	57.4	263	2	40	131.5
Opponents	2	151.8	40-65-1	61.5	526	5	51	263.0

RECEIVING	G	No.	Yds	Avg	TD	Long	Avg/G
Amir Abdur-Rahman	2	6	76	12.7	1	27	38.0
Ben Bresnahan	2	6	59	9.8	1	19	29.5
Jamauri Wakefield	2	4	21	5.2	0	7	10.5
Cam Johnson	2	5	84	16.8	0	40	42.0
Chris Pierce Jr.	2	3	29	9.7	0	7	14.5
Ja'Veon Marlow	2	2	4	2.0	0	5	2.0
Tyrell Alexander	2	1	6	6.0	0	6	3.0
Justin Ball	2	1	-3	-3.0	0	0	-1.5
Jayden Harrison	2	3	-13	-4.3	0	0	-6.5
Total	2	31	263	8.5	2	40	131.5
Opponents	2	40	526	13.1	5	51	263.0

PUNT RETURNS	No.	Yds	Avg	TD	Long
-	-	-	-	-	-
Total	0	0	0	0	0
Opponents	6	104	17.3	0	48

KICK RETURNS	No.	Yds	Avg	TD	Long
Donovan Kaufman	5	137	27.4	0	58
Total	5	137	27.4	0	58
Opponents	1	7	7	0	7

2020 Statistics

Interceptions

	No.	Yards	Avg.	TD	Long
Randall Haynie	1	2	2.0	0	2
Total	1	2	2.0	0	2
Opponents	4	56	14.0	0	35

Fumble Returns

	No.	Yards	Avg.	TD	Long
Dashaun Jerkins	1	8	8.0	0	8
Total	1	8	8.0	0	8
Opponents	0	0	0.0	0	0

Punting

	No.	Yds	Avg	Long	TB	FC	I20	50+	Blkd.
Harrison Smith	13	572	44.0	53	1	6	4	5	0
Total	13	572	44.0	53	1	6	4	5	0
Opponents	5	211	42.2	54	0	2	3	2	0

Field Goals

	FGM-FGA	Pct	01-19	20-29	30-39	40-49	50-99	Lg	Blkd.
Pierson Cooke	1-3	33.3	-	0-1	1-1	0-1	-	33	-
Total	1-3	33.3	-	0-1	1-1	0-1	-	33	-

Field Goal Sequence

	Vanderbilt	Opponent
at Texas A&M	(33), 45	24
LSU	22	(53), (31)

|----- PATs -----|

Scoring

	TDs	FGs	Kick	Rush	Rec	Pass	DXP	Saf	Points
Ben Bresnahan	1	0	0	0	0	0-0	0	0	6
Amir Abdur-Rahman	1	0	0	0	0	0-0	0	0	6
Pierson Cooke	0	1-3	2-2	0	0	0-0	0	0	5
Team	0	0-0	0-0	0	0	0-0	0	1	2
Total	2	1-3	2-2	0	0	0	0	1	19
Opponents	7	3-3	7-7	0	0	0	0	0	58

Total Offense

	GP	Plays	Rush	Pass	Total	Avg/G
Ken Seals	2	66	-9	263	254	127.0
Ja'Veon Marlow	2	33	148	0	148	74.0
Jamauri Wakefield	2	31	89	0	89	44.5
Jayden Harrison	2	1	16	0	16	8.0
Mike Wright	2	3	7	0	7	3.5
Dashaun Jerkins	2	1	7	0	7	3.5
Total	2	135	258	263	521	260.5
Opponents	2	124	344	526	870	435.0

All-Purpose

	GP	Rush	Rec	PR	KOR	Ret	Total	Avg
Ja'Veon Marlow	2	148	4	0	0	0	152	76.0
Donovan Kaufman	2	0	0	0	137	0	137	68.5
Jamauri Wakefield	2	89	21	0	0	0	110	55.0
Cam Johnson	2	0	84	0	0	0	84	42.0
Amir Abdur-Rahman	2	0	76	0	0	0	76	38.0
Ben Bresnahan	2	0	59	0	0	0	59	29.5
Chris Pierce Jr.	2	0	29	0	0	0	29	14.5
Dashaun Jerkins	2	7	0	0	0	0	7	3.5
Mike Wright	2	7	0	0	0	0	7	3.5
Tyrell Alexander	2	0	6	0	0	0	6	3.0
Jayden Harrison	2	16	-13	0	0	0	3	1.5
Randall Haynie	2	0	0	0	0	2	2	1.0
Justin Ball	2	0	-3	0	0	0	-3	-1.5
Ken Seals	2	-9	0	0	0	0	-9	-4.5
Total	2	258	263	0	137	2	660	330.0
Opponents	2	344	526	104	7	56	1,037	518.5

2020 Statistics

No.	Student-Athlete	GP	Solo Tackles	Assists	Total	TFL-Yds	Sacks-Yards	Int-Yds	Pass Breakups	QBH	Fumbles Rcv-Yds	FF	Blocked Kicks	Safety
33	Dashaun Jerkins	2	8	8	16	-	-	-	2	-	1-8	1	-	-
1	Donovan Kaufman	2	8	7	15	-	-	-	1	-	-	-	-	-
10	Dayo Odeyingbo	2	6	7	13	2.0-4	1.0-2	-	-	3	-	-	-	-
26	Anfernee Orji	2	4	7	11	-	-	-	-	-	-	-	-	-
5	Dmitri Moore	1	5	3	8	-	-	-	-	-	-	-	-	-
24	Alston Orji	2	3	4	7	-	-	-	-	-	-	-	-	-
6	Gabe Jeudy-Lally	2	5	1	6	-	-	-	-	-	-	-	-	-
9	Daevion Davis	2	2	3	5	-	-	-	-	2	1-0	1	-	-
23	Jaylen Mahoney	1	2	2	4	-	-	-	-	-	1-0	-	-	-
50	Ethan Barr	2	1	2	3	-	-	-	-	-	-	-	-	-
48	Andre Mintze	2	2	1	3	2.0-8	-	-	-	-	-	1	-	-
95	Raashaan Wilkins	2	2	1	3	-	-	-	-	-	-	-	-	-
15	Elijah Hamilton	2	2	0	2	-	-	-	-	-	-	-	-	-
21	Kenny Hebert	2	1	1	2	-	-	-	-	-	-	-	-	-
28	Allan George	2	1	1	2	-	-	-	-	-	-	-	-	-
96	Nate Clifton	2	-	2	2	-	-	-	-	-	-	-	-	-
4	Randall Haynie	2	1	1	2	-	-	1-2	-	-	-	-	-	-
96	Nate Clifton	2	-	2	2	-	-	-	-	-	-	-	-	-
5	DC Williams	1	-	1	1	-	-	-	-	-	-	-	-	-
59	Scott Meyer	2	1	-	1	-	-	-	-	-	-	-	-	-
0	Frank Coppet	1	1	-	1	-	-	-	-	-	-	-	-	-
19	Chris Pierce Jr.	2	1	-	1	-	-	-	-	-	-	-	-	-
70	Bradley Ashmore	2	1	-	1	-	-	-	-	-	-	-	-	-
11	Justin Harris	2	-	1	1	-	-	-	-	-	-	-	-	-
90	Cameron Tidd	1	1	-	1	-	-	-	-	-	-	-	-	-
TM	TEAM	1	-	-	-	-	-	-	-	-	-	-	-	1
Total		2	63	56	119	4-12	2-8	1-2	3	5	3-8	3	-	1
Opponents		2	71	80	151	18-76	5-34	4-56	6	11	-	-	-	-

2020 Statistics

Passing

	Comp	Att	Int	Pct	Yards	TD	Long
Ken Seals	20	29	2	69.0	150	1	27
Texas A&M	11	25	2	44.0	113	1	40
LSU							

Rushing

	No.-Yards/TD	TAMU	LSU
Ja'Veon Marlow	33-148/0	16-68/0	17-83/0
Jamauri Wakefield	31-89/0	15-43/0	16-52/0
Jayden Harrison	1-16/0	-	1-16/0
Mike Wright	3-7/0	-	3-7/0
Dashaun Jerkins	1-7/0	-	1-7/0
Ken Seals	12-(-9)/0	7-21/0	5- -12/0

Receiving

	No.-Yards/TD	TAMU	LSU
Cam Johnson	5-84/0	2-21/0	3-63/0
Amir Abdur-Rahman	6-76/1	5-72/1	1-4/0
Ben Bresnahan	6-59/1	3-28/0	3-31/1
Chris Pierce Jr.	3-29/0	2-10/0	1-19/0
Jamauri Wakefield	4-21/0	3-16/0	1-5/0
Tyrell Alexander	1-6/0	1-6/0	-
Ja'Veon Marlow	2-4/0	2-4/0	-
Justin Ball	1-(-3)/0	1-(-3)/0	-
Jayden Harrison	1-(-13)/0	1-(-4)/0	2/(-9)/0

Punt Returns

	No.-Yards	TAMU	LSU
--	-----------	------	-----

Kick Returns

	No.-Yards	TAMU	LSU
Donovan Kaufman	5-137	2-36	3-101

2020 Statistics

Tackles	U-A	TOT	TAMU	LSU
Daushaun Jerkins	8-8	16	4-4	5-5
Donovan Kaufman	8-7	15	3-2	5-5
Dayo Odeyingbo	6-7	13	4-3	2-4
Anfernee Orji	4-7	11	2-4	1-3
Dimitri Moore	5-3	8	-	5-3
Alston Orji	3-4	7	1-2	2-2
Gabe Jeudy-Lally	5-1	6	2-0	3-1
Daevion Davis	2-3	5	2-0	0-3
Jaylen Mahoney	2-2	4	2-2	-
Ethan Barr	2-1	3	1-0	1-1
Andre Mintze	2-1	3	1-1	1-0
Raashaan Wilkins, Jr.	2-1	3	1-1	1-0
Elijah Hamilton	2-0	2	-	2-0
Kenny Hebert	1-1	2	1-1	0-0
Allan George	1-1	2	1-0	0-1
Nate Clifton	0-2	2	0-1	0-1
Malik Langham	0-2	2	-	0-2
Brayden DeVault-Smith	2-0	2	-	2-0
Lorenza Surgers	2-0	2	-	0-2
Christian James	0-2	2	-	0-2
Randall Haynie	1-1	2	0-1	1-0
Chris Pierce Jr.	1-0	1	1-0	0-0
DC Williams	0-1	1	-	0-1
Scott Meyer	1-0	1	-	1-0
Frank Coppet	1-0	1	-	1-0
Bradley Ashmore	1-0	1	-	1-0
Justin Harris	0-1	1	-	0-1
Cameron Tidd	1-0	1	-	1-0

Sacks	U-A	TOT	TAMU	LSU
Dayo Odeyingbo	1-0	1.0	1.0	--
Andre Mintze	1-0	1.0	1.0	--

2020 Starters • Career Starts

Offense	WR	WR/TE	WR	TE	QB	RB	LT	LG	C	RG	RT
Texas A&M	Abdur-Rahman	Ball	Pierce	Bresnahan	Seals	Marlow	Steen	Dawkins	Miller	Birchmeier	Mignone
LSU	Abdur-Rahman	Ball	Harrison	Bresnahan	Seals	Wakefield	Steen	Dawkins	Miller	Birchmeier	Mignone
Defense	DE	DT	DT	OLB/NB	ILB	ILB	CB	CB	S	S	CB/S
Texas A&M	Odeyingbo	Tidd	Wilkins	Mintze	Al. Orji	An. Orji	George	Williams	Jerkins	Kaufman	Mahoney
LSU	Odeyingbo	Tidd	Wilkins	Mintze	Al. Orji	An. Orji	George	Haynie	Jerkins	Harris	Kaufman
Games Started		2020	2019	2018	2017	Total	Streak				
Drew Birchmeier • DL		2	12	11	1	26	25				
Dayo Odeyingbo • DL		2	11	10	-	22	5				
Chris Pierce Jr. • WR		1	8	9	-	18	-				
Cameron Tidd • DL		2	8	2	3	17	8				
Allan George • CB		2	10	3	-	15	10				
Randall Haynie • CB		2	13	-	-	15	15				
Andre Mintze • OLB		2	10	1	-	13	9				
Dashaun Jerkins • S		2	10	-	-	12	3				
Tyler Steen • OL		2	11	-	-	12	7				
Grant Miller • OL		2	7	-	-	9	4				
Kenny Hebert • OLB		1	7	-	-	8	-				
Frank Coppet • S		-	6	-	-	6	-				
Ben Bresnahan • TE		2	2	-	-	4	3				
Dan Dawkins • OL		2	2	-	-	4	2				
Jaylen Mahoney • CB		1	3	-	-	4	-				
Jamauri Wakefield • RB		1	-	2	-	3	1				
Amir Abdur-Rahman • WR		2	-	-	-	2	2				
Justin Ball • TE		2	-	-	-	2	2				
Donovan Kaufman • S		2	-	-	-	2	2				
Connor Mignone • OL		2	-	-	-	2	2				
Alston Orji • LB		2	-	-	-	2	2				
Anfernee Orji • LB		2	-	-	-	2	2				
Ken Seals • QB		2	-	-	-	2	2				
Raashan Wilkins Jr. • DT		2	-	-	-	2	2				
Justin Harris • S		1	-	-	-	1	1				
Ja'Veon Marlow • RB		1	-	-	-	1	-				

2020 Statistics

Game-by-Game Team Comparisons (Vanderbilt/Opponent)

	Score	1st Downs	Rushing	Passing	Penalties	Rush Yards	Comp-Att-Int	Pass Yards	Plays-Total Yards	Return Yards	Turnovers
at Texas A&M	12-17	17/17	6/7	9/8	2/2	38-105/27-183	20-29-2/17-28-0	150/189	67-255/55-372	36/9	2/3
LSU	7-41	17/28	11/10	5/17	1/1	43-153/32-161	11-25-2/23-37-1	113/337	68-266/69-498	103/123	2/1
Totals	19-58	34/45	17/27	14/25	3/3	81-258-59/344	31-54-4/40-65-1	263/526	135-521/124-870	139/132	4/4

	3rd Down	4th Down	Time Poss	TOP Margin	Yards/Rush	Yards/Pass	Yards/Play	Punting	Penalty Yards
at Texas A&M	7-17/4-10	1-1/0-1	33:59/26:01	+7:58	2.8/6.8	5.2/6.8	3.8/6.8	41.0/45.0	35/50
LSU	4-12/7-17	1-1/1-2	19:13/30:47	-1:34	3.6/5.0	4.5/9.1	3.9/7.2	46.6/40.3	24/30
Totals	11-29/11-27	2-2/1-3	32:23/27:37	+4:23	3.2/5.8	4.9/8.1	3.9/7.0	44.0/42.2	29.5/40.0

Team Game-by-Game Statistics

	-----RUSHING-----				-----RECEIVING-----				-----PASSING-----				-----KICK RET-----				-----PUNT RET-----				Total		
	No.	Yds	TD	Lg	No.	Yds	TD	Lg	Cmp	Att	Int	Yds	TD	Lg	No	Yds	TD	Lg	No	Yds	TD	Lg	Offense
at Texas A&M	38	105	0	21	20	150	1	20	20-29	2	150	1	27	2	36	0	18	0	0	0	0	0	255
LSU	43	183	0	22	11	113	1	40	11-25	2	113	1	40	3	101	0	58	0	0	0	0	0	266
Totals	81	258	0	22	31	263	2	40	31-54	4	263	2	40	5	137	0	58	0	0	0	0	0	521
Opponents	59	344	2	57	40	526	5	51	40-65	1	526	5	51	1	7	0	7	6	104	0	48	870	

	--TACKLES--			--SACKS--			--FUMBLE--			--Pass Defense--		Blkd	-----PAT-----					
	Solo	Ast	Total	TFL-Yds	No-Yds	FF	FR-Yds	Int-Yds	QBH	Brk	Kick	Att-Mad	Run	Rcv	Saf	Pts		
at Texas A&M	27	22	49	3.0-10	2.0-8	3	3-8	0-0	2	3	0	1-1	0	0	0	12		
LSU	36	34	70	1.0-2	0.0-0	0	0-0	1-2	3	3	-	1-1	0	0	0	7		
Totals	63	56	119	4.0-12	2.0-8	3	3-8	1-2	5	6	0	2-2	0	0	0	19		
Opponents	71	80	151	18.0-76	5.0-34	0	0-0	4-56	11	6	0	7-7	0	0	0	58		

2020 Scoring Drives

Vanderbilt						
Texas A&M						
Quarter	Time	Scoring Play			Plays-Yards	TOP
1	8:58	Pierson Cooke 33 yd field goal			13-60	6:02
2	7:23	Team safety				
3	2:45	Amir Abdur-Rahman 7 yd pass from Seals (Cooke kick)			9-43	4:22
LSU						
Quarter	Time	Scoring Play			Plays-Yards	TOP
2	5:07	Ben Bresnahan 8 yd pass from Seals (Cooke kick)			8-58	3:59

Opponent					
Texas A&M					
Quarter	Time	Scoring Play	Plays-Yards	TOP	
1	3:33	Ainas Smith 25 yd run (Small kick)	7-75	3:25	
3	13:20	Caleb Chapman 17 yd pass from Mond (Small kick)	3-75	1:40	
4	14:00	Seth Small 24 yd field goal	9-68	3:45	
LSU					
Quarter	Time	Scoring Play	Plays-Yards	TOP	
1	6:09	Jontre Kirklin 28 yd pass from Brennan (York kick)	6-85	1:44	
2	12:28	Terrace Marshall Jr. 16 yd pass from Brennan (York kick)	4-38	1:35	
2	4:12	Terrace Marshall Jr. 51 yd pass from Brennan (York kick)	3-75	0:55	
3	10:25	York 53 yd field goal	7-25	1:53	
3	7:10	York 31 yd field goal	4-7	1:03	
3	0:46	Jontre Kirklin 29 yd pass from Brennan (York kick)	9-85	3:29	
4	8:11	John Emery Jr. 12 yd run (York kick)	7-79	3:05	

2020 Season Highs

Vanderbilt		
<u>Individual</u>		
Rushes	17	Ja'Veon Marlow vs. LSU (Oct 3, 2020)
Yards Rushing	85	Ja'Veon Marlow vs. LSU (Oct 3, 2020)
TD Rushes	--	--
Long Rush	22	Ja'Veon Marlow vs. LSU (Oct 3, 2020)
Pass attempts	25	Ken Seals vs. LSU (Oct 3, 2020)
Pass completions	20	Ken Seals at Texas A&M (Sep 26, 2020)
Yards Passing	150	Ken Seals at Texas A&M (Sep 26, 2020)
TD Passes	1	Ken Seals at Texas A&M (Sep 26, 2020)
Long Pass	40	Ken Seals vs. LSU (Oct 3, 2020)
Receptions	5	Amir Abdur-Rahman at Texas A&M (Sep 26, 2020)
Yards Receiving	72	Amir Abdur-Rahman at Texas A&M (Sep 26, 2020)
TD Receptions	1	Amir Abdur-Rahman at Texas A&M (Sep 26, 2020)
Long Reception	27	Amir Abdur-Rahman at Texas A&M (Sep 26, 2020)
Field Goals	1	Pierson Cooke at Texas A&M (Sep 26, 2020)
Long Field Goal	33	Pierson Cooke vs. LSU (Oct 3, 2020)
Punts	7	Harrison Smith at Texas A&M (Sep 26, 2020)
Punting Avg	46.6	Harrison Smith vs. LSU (Oct 3, 2020)
Long Punt	53	Harrison Smith vs. LSU (Oct 3, 2020)
Punts inside 20	0	--
Long Punt Return	0	--
Long Kickoff Return	18	Donovan Kaufman at Texas A&M (Sep 26, 2020)
Tackles	10	Dashaun Jerkins vs. LSU (Oct 3, 2020)
Sacks	1.0	Dayo Odeyingbo at Texas A&M (Sep 26, 2020)
Tackles For Loss	2.0	Dayo Odeyingbo at Texas A&M (Sep 26, 2020)
Interceptions	1	Randall Haynie vs. LSU (Oct 3, 2020)
<u>Team</u>		
Rushes	43	vs. LSU (Oct 3, 2020)
Yards Rushing	183	vs. LSU (Oct 3, 2020)
Yards Per Rush	3.6	vs. LSU (Oct 3, 2020)
TD Rushes	--	--
Pass attempts	29	at Texas A&M (Sep 26, 2020)
Pass completions	20	at Texas A&M (Sep 26, 2020)
Yards Passing	150	at Texas A&M (Sep 26, 2020)
Yards Per Pass	7.5	at Texas A&M (Sep 26, 2020)
TD Passes	1	vs. LSU (Oct 3, 2020)
Total Plays	67	at Texas A&M (Sep 26, 2020)
Total Offense	266	vs. LSU (Oct 3, 2020)
Yards Per Play	3.9	vs. LSU (Oct 3, 2020)
Points	17	vs. LSU (Oct 3, 2020)
Sacks By	1	at Texas A&M (Sep 26, 2020)
First Downs	17	vs. LSU (Oct 3, 2020)
Penalties	5	vs. LSU (Oct 3, 2020)
Penalty Yards	35	at Texas A&M (Sep 26, 2020)
Turnovers	2	at Texas A&M (Sep 26, 2020)
Interceptions By	2	at Texas A&M (Sep 26, 2020)
Punts	7	vs. LSU (Oct 3, 2020)
Punting Avg	46.6	vs. LSU (Oct 3, 2020)
Long Punt	52	at Texas A&M (Sep 26, 2020)
Punts inside 20	1	at Texas A&M (Sep 26, 2020)
Long Punt Return	--	--
<u>Longest Plays</u>		
Rush	22	Ja'Veon Marlow vs. LSU (Oct 3, 2020)
Pass	40	Ken Seals to Cam Johnson, vs. LSU (Oct 3, 2020)
Field Goal	33	Pierson Cooke, at Texas A&M (Sep 26, 2020)
Punt	53	Harrison Smith, vs. LSU (Oct 3, 2020)
Punt Return	--	--
Kickoff Return	36	Donovan Kaufman, at Texas A&M (Sep 26, 2020)
Interception Return	--	--

Opponent		
<u>Individual</u>		
Rushes	12	John Emery Jr., LSU (Oct 3, 2020)
Yards Rushing	117	Isaiah Spiller, at Texas A&M (Sep. 26, 2020)
TD Rushes	1	Anaiah Smith, at Texas A&M (Sep. 26, 2020)
Long Rush	57	Isaiah Spiller, at Texas A&M (Sep. 26, 2020)
Pass attempts	28	Kellen Mond, at Texas A&M (Sep. 26, 2020)
Pass completions	17	Kellen Mond, at Texas A&M (Sep. 26, 2020)
Yards Passing	337	Myles Brennan, LSU (Oct 3, 2020)
TD Passes	4	Myles Brennan, LSU (Oct 3, 2020)
Long Pass	51	Myles Brennan, LSU (Oct 3, 2020)
Receptions	4	Arik Gilbert, LSU (Oct 3, 2020)
Yards Receiving	67	Caleb Chapman at Texas A&M (Sep. 26, 2020)
TD Receptions	2	Jalen Preston at Texas A&M (Sep. 26, 2020)
Long Reception	51	T. Marshall Jr., LSU (Oct 3, 2020)
Field Goals	2	T. Marshall Jr., LSU (Oct 3, 2020)
Long Field Goal	53	Cade York, LSU (Oct 3, 2020)
Punts	3	Zach Von Rosenberg, LSU (Oct 3, 2020)
Punting Avg	45.0	Nik Constantinou, at Texas A&M (Sep. 26, 2020)
Long Punt	54	Zach Von Rosenberg, LSU (Oct 3, 2020)
Punts inside 20	2	Zach Von Rosenberg, LSU (Oct 3, 2020)
Long Punt Return	48	Derek Stingley Jr., LSU (Oct 3, 2020)
Long Kickoff Return	7	Chase Lane, at Texas A&M (Sep. 26, 2020)
Tackles	11	Derek Stingley Jr., LSU (Oct 3, 2020)
Sacks	1.5	Buddy Johnson, at Texas A&M (Sep. 26, 2020)
Tackles For Loss	2.0	Andrew Hansford, at Texas A&M (Sep. 26, 2020)
Interceptions	1	Michael Clemons, at Texas A&M (Sep. 26, 2020)
		DeMarvin Leal, at Texas A&M (Sep. 26, 2020)
		Leon O'Neal, at Texas A&M (Sep. 26, 2020)
		Todd Harris Jr., LSU (Oct 3, 2020)
		Eli Ricks, LSU (Oct 3, 2020)
<u>Team</u>		
Rushes	32	LSU (Oct 3, 2020)
Yards Rushing	202	at Texas A&M (Sep. 26, 2020)
Yards Per Rush	6.8	at Texas A&M (Sep. 26, 2020)
TD Rushes	1	LSU (Oct 3, 2020)
Pass attempts	37	LSU (Oct 3, 2020)
Pass completions	23	LSU (Oct 3, 2020)
Yards Passing	189	at Texas A&M (Sep. 26, 2020)
Yards Per Pass	11.1	at Texas A&M (Sep. 26, 2020)
TD Passes	4	LSU (Oct 3, 2020)
Total Plays	69	LSU (Oct 3, 2020)
Total Offense	498	LSU (Oct 3, 2020)
Yards Per Play	7.2	LSU (Oct 3, 2020)
Points	41	LSU (Oct 3, 2020)
Sacks By	3	LSU (Oct 3, 2020)
First Downs	28	LSU (Oct 3, 2020)
Penalties	8	at Texas A&M (Sep. 26, 2020)
Penalty Yards	50	at Texas A&M (Sep. 26, 2020)
Turnovers	2	at Texas A&M (Sep. 26, 2020)
Interceptions By	2	at Texas A&M (Sep. 26, 2020)
Punts	3	LSU (Oct 3, 2020)
Punting Avg	45.0	at Texas A&M (Sep. 26, 2020)
Long Punt	54	LSU (Oct 3, 2020)
Punts inside 20	3	LSU (Oct 3, 2020)
Long Punt Return	48	LSU (Oct 3, 2020)
<u>Longest Plays</u>		
Rush	57	Isaiah Spiller, Texas A&M (Sep. 26, 2020)
Pass	70	Kellen Mond to Aina Smith, Texas A&M (Sep. 26, 2020)
Field Goal	24	Seth Small, Texas A&M (Sep. 26, 2020)
Punt	54	Zach Von Rosenberg, LSU (Oct 3, 2020)
Punt Return	48	Derek Stingley Jr., LSU (Oct 3, 2020)
Kickoff Return	7	Chase Lane, Texas A&M (Sep. 26, 2020)
Interception Return	35	Leon O'Neal Jr., Texas A&M (Sep. 26, 2020)

2020 Game Recaps

Vanderbilt vs. No. 10 Texas A&M Sep. 26 • College Station, Texas

Score by Quarters	1	2	3	4	Final
Vanderbilt (0-1, 0-1)	3	2	7	0	12
Texas A&M (1-0, 1-0)	7	0	7	3	17

Qtr	Time	Team - Scoring Play	Plays-Yards	TOP
1st	8:58	VANDY - Pierson Cooke 33 yd field goal	13-60	6:02
	3:33	TAMU - Ainas Smith 25 yd run (Small kick)	7-75	3:25
2nd	7:23	VANDY - Team safety	--	--
3rd	13:20	TAMU - Caleb Chapman 17 yd pass from Mond (Small kick)	3-75	1:40
	2:45	VANDY - Amir Abdur-Rahman 7 yd pass from Seals (Cooke kick)	9-43	4:22
4th	14:00	TAMU - Seth Small 24 yd field goal	9-68	3:45

	Vanderbilt	Texas A&M
FIRST DOWNS	17	17
RUSHES-YARDS (NET)	38-105	27-183
PASSING YDS (NET)	150	189
Passes Att-Comp-Int	29-20-2	28-17-0
TOTAL OFFENSE PLAYS-YARDS	67-255	55-372
Fumble Returns-Yards	3-8	0-0
Punt Returns-Yards	0-0	2-2
Kickoff Returns-Yards	2-36	1-7
Interception Returns-Yards	0-0	2-35
Punts (Number-Avg)	6-41.0	2-90.0
Fumbles-Lost	0-0	5-3
Penalties-Yards	3-35	8-50
Possession Time	33:59	26:01
Third-Down Conversions	7 of 17	4 of 10
Fourth-Down Conversions	1 of 1	0 of 1
Red-Zone Scores-Chances	2-3	2-2
Sacks By: Number-Yards	1-2	2-18

RUSHING: Vanderbilt-Ja'Veon Marlow 16-65; Jamauri Wakefield 15-37; Ken Seals 7-3.
Texas A&M-Isaiah Spiller 8-117; Ainiias Smith 10-51; Kellen Mond 7-18; TEAM 2-(-3).

PASSING: Vanderbilt-Ken Seals 20-29-2.
Texas A&M-Kellen Mond 17-28-0.

RECEIVING: Vanderbilt-Amir Abdur-Rahman 5-72; Ben Bresnahan 3-28; Jamauri Wakefield 3-16; Cam Johnson 2-21; Chris Pierce 2-10; Ja'Veon Marlow 2-4; Tyrell Alexander 1-6; Justin Ball 1-(-3); Jaden Harrison 1-(-4).
Texas A&M-Caleb Chapman 4-40; Jalen Preston 4-39; Chase Lane 3-38; Ainiias Smith 2-27; Kam Brown 2-19; Jalen Wydermyer 2-19.

TACKLES (UA-A): Vanderbilt-Dashaun Jerkins 4-4; Dayo Odeyingbo 4-3; Anfernee Orji 3-4; Dnovan Kaufman 3-2; Jaylen Mahoney 2-2; Alston Orji 1-2; Gabe Jeudy-Lally 2-0; Daevion Davis 2-0; Kenny Hebert 1-1; Andre Mintze 1-1; Raashaan Wilkins Jr. 1-1; Chris Pierce 1-0; Allan George 1-0; Ethan Barr 1-0; Nate Clifton 0-1; Randall Haynie 0-1.
Texas A&M-Buddy Johnson 4-7; Aaron Hansford 3-8; DeMarvin Leal 4-3; Leon O'Neal 3-4; Demani Richardson 5-2; Jaylon Jones 2-4; Andre White 1-4; Jayden Peevy 2-3; Myles Jones 2-2; Micheal Clemons 1-3; Erick Young 2-1; Bobby Brown 0-3; Devin Morris 1-1; McKinnley Jackson 0-2; Tyree Johnson 0-1; Keldrick Carper 1-0; Jeremiah Martin 0-1; Earnest Crownover 0-1; Carson Green 1-0.

Something to Build On

COLLEGE STATION, Texas - Isaiah Spiller had 117 yards rushing, Ainiias Smith ran for a touchdown and No. 10 Texas A&M overcame three turnovers to beat Vanderbilt 17-12 in the season-opener for both teams.

Spiller had 5 five yards rushing in the first half before getting going after halftime. Smith added 51 yards rushing after switching from receiver to running back this season to steady the offense on a night when Kellen Mond fumbled twice, losing one.

The Aggies didn't trail after the first quarter but were never able to pull away because of three fumbles and a penalty that resulted in a safety.

Vanderbilt started Ken Seals at quarterback, making him just the third true freshman quarterback to start a SEC season opener since freshman eligibility was restored in 1972. He threw for 150 yards with a touchdown and two interceptions.

Spiller got things going for A&M after halftime when he ran for 57 yards on the first play of the third quarter. Texas A&M pushed the lead to 14-5 when Mond connected with Caleb Chapman on a 17-yard TD pass two plays later.

Seals threw an interception on Vanderbilt's next drive, but the Aggies couldn't cash in on the mistake after Mond fumbled at the end of a run on the ensuing possession.

The Commodores cut the lead to 14-12 late in the third quarter when Seals threw a perfect strike to Amir Abdur-Rahman in the corner of the end zone for a 7-yard touchdown. Abdur-Rahman had five receptions for 72 yards -- both career highs.

The Aggies added a field goal early in the fourth quarter to make it 17-12. Texas A&M was driving later in the quarter when Daevion Davis forced a fumble after a reception by Jalen Preston and recovered it to give Vanderbilt the ball at their own 42.

But a pass by Seals was tipped and intercepted by Leon O'Neal. He returned it 35 yards and the Aggies got 15 more yards after Chris Pierce was flagged for a late hit when he threw O'Neal down at the end of the run while he was out of bounds on the A&M sideline.

The Aggies came away empty on their next drive when Mond fumbled the handoff on fourth-and-1. But Vanderbilt had to punt it back to allow Texas A&M to hold on for the victory.

Vanderbilt led 3-0 in the first quarter before Smith ran 25 yards for a touchdown to put A&M on top.

There were about eight minutes left in the second quarter when Andre Mintze hit Mond to force a fumble which was recovered by Dashaun Jerkins. The Commodores couldn't move the ball and had to punt. But Brian George received a personal foul for a blind side block in the end zone to give Vanderbilt a safety to cut the lead to 7-5.

2020 Game Recaps

No. 20 LSU vs. Vanderbilt Oct. 3 • Nashville, Tenn.

Score by Quarters	1	2	3	4	Final
LSU (1-1, 1-1)	7	14	13	7	41
Vanderbilt (0-2, 0-2)	0	7	0	0	7

Qtr	Time	Team - Scoring Play	Plays-Yards	TOP
1st	6:09	LSU - Jontre Kirklin 28 yd pass from Brennan (York kick)	6-85	1:44
2nd	12:28	LSU - Terrace Marshall Jr. 16 yd pass from Brennan (York kick)	4-38	1:35
	5:07	VANDY - Ben Bresnahan 8 yd pass from Seals (Cooke kick)	8-58	3:59
	4:12	LSU - Terrace Marshall Jr. 51 yd pass from Brennan (York kick)	3-75	0:55
3rd	10:25	LSU - Cade York 53 yd field goal	7-25	1:53
	7:10	LSU - Cade York 31 yd field goal	4-7	1:03
	0:46	LSU - Jontre Kirklin 29 yd pass from Brennan (York kick)	9-85	3:29
4th	8:11	LSU - John Emery Jr. 12 yd run (York kick)	7-79	3:05

	LSU	Vanderbilt
FIRST DOWNS	28	17
RUSHES-YARDS (NET)	32-161	43-153
PASSING YDS (NET)	278	96
Passes Att-Comp-Int	37-23-1	25-11-2
TOTAL OFFENSE PLAYS-YARDS	69-498	68-266
Fumble Returns-Yards	0-0	0-0
Punt Returns-Yards	4-102	0-0
Kickoff Returns-Yards	0-0	3-101-0
Interception Returns-Yards	0-0	1-2
Punts (Number-Avg)	3-40.3	7-46.6
Fumbles-Lost	0-0	0-0
Penalties-Yards	2-10	4-15
Possession Time	29:13	30:47
Third-Down Conversions	4 of 12	7 of 17
Fourth-Down Conversions	1 of 1	0 of 1
Red-Zone Scores-Chances	3-4	1-3
Sacks By: Number-Yards	3-16	0-0

RUSHING: LSU-John Emery Jr. 12-103; Josh Williams 8-30; Tyrion Davis-Price 8-29; Myles Brennan 2-3; TEAM 2-(-4).

Vanderbilt-Ja'Veon Marlow 17-83; Jamuari Wakefield 16-52; Jayden Harrison 1-16; Mike Wright 3-7; Dashaun Jerkina 1-7; Ken Seals 5-(-12).

PASSING: LSU-Myles Brennan 23-37-1.
Vanderbilt-Ken Seals 11-25-2.

RECEIVING: LSU-T. Marshall Jr. 2-67; Jontre Kirklin 3-65; Arik Gilbert 4-43; Jaray Jenkins 3-32; Racey McMath 1-22; John Emery Jr. 3-21; T. Davis-Price 2-16; Trey Palmer 1-2; Koy Moore 1-7; Alex Adams 1-6.
Vanderbilt-Cam Johnson 3-63; Ben Bresnahan 3-31; Chris Pierce Jr. 1-19; Jamauri Wakefield 1-5; Amri Abdur-Rahman 1-4; Jayden Harrison 2-(-9).

TACKLES (UA-A): LSU-JaCoby Stevens 5-6; Jabril Cox 6-7; Derek Stingley Jr. 5-6; Andre Anthony 3-6; Cordale Flott 4-4; Neil Farrell Jr. 1-4; Todd Harris Jr. 2-3; BJ Ojulari 2-3; Siaki Ika 2-3; Joseph Evans 1-3; Damone Clark 1-3; Ali Gaye 1-3; Eli Ricks 1-2; Micah Baskerville 1-2; Travez Moore 1-2; Cameron Moore 1-2; Lloyd Cole 1-1; Maurice Hampton Jr. 0-1; Jaquelin Roy 0-1; Jordan Toles 0-1; Ray Thornton 0-1.
Vanderbilt-Donovan Kaufman 5-5; Dimitri Moore 5-3; Dashaun Jerkins 4-4; Dayo Odeyingbo 2-4; Gabe Judy-Lally 3-1; Alston Orji 2-2; Anfernee Orji 1-3; Daevion Davis 0-3; Lorenza Surgers 2-0; Elijah Hamilton 2-0; Brayden DeVault-Smith 2-0; Ethan Barr 1-1; Malik Langham 0-2; Christian James 0-2; Raashaan Wilkins Jr. 1-0; Frank Coppet 1-0; Andre Mintze 1-0; Scott Meyer 1-0; Cameron Tidd 1-0; Randall Haynie 1-0; Bradley Ashmore 1-0; Nate Clifton 0-1; DC Williams 0-1; Justin Harris 0-1; Allan George 0-1.

Missed Opportunities

NASHVILLE, Tenn. — Myles Brennan threw for 337 yards and four touchdowns and No. 20 LSU beat Vanderbilt 41-7.

The defending national champs never trailed after losing their season opener to Mississippi State when Brennan was sacked seven times. LSU also extended its winning streak over the Commodores to nine in a series it leads 24-7-1.

The Tigers outgained Vanderbilt 498-266, and the defense came up with two interceptions and a pair of sacks.

Brennan completed passes to 11 different receivers against a Vanderbilt defense that had consistent pressure against Kellen Mond in an opening loss at Texas A&M.

Terrace Marshall Jr. finished with two TDs on two catches, and Jontre Kirklin had 65 yards receiving and two TD catches, the second a toe-tapper at the back of the end zone off a flea flicker. John Emery ran for 103 yards and a TD.

Vanderbilt had its chances with freshman Ken Seals making his home debut. When Randall Haynie picked off an overthrown pass from Brennan, Seals hit tight end Ben Bresnahan with an 8-yard TD pass to pull the Commodores to 14-7 in the second quarter.

Todd Harris Jr. picked off Seals' pass at the goal line early in the fourth quarter.

Season-by-Season Records • Head Coach Records

Season	W	L	T	Head Coach
1890	1	0	--	Elliott H. Jones
1891	3	1	--	Elliott H. Jones
1892	4	4	--	Elliott H. Jones
1893	6	1	--	W.J. Keller
1894	7	1	--	Henry Thornton
1895	5	3	1	C.L. Upton
1896	3	2	2	R.G. Acton
1897	6	0	1	R.G. Acton
1898	1	5	--	R.G. Acton
1899	7	2	--	J.L. Crane
1900	4	4	1	J.L. Crane
1901	6	1	1	W.H. Watkins
1902	8	1	--	W.H. Watkins
1903	6	1	1	J.H. Henry
1904	9	0	--	Dan McGugin
1905	7	1	--	Dan McGugin
1906	8	1	--	Dan McGugin
1907	5	1	1	Dan McGugin
1908	7	2	1	Dan McGugin
1909	7	3	--	Dan McGugin
1910	8	0	1	Dan McGugin
1911	8	1	--	Dan McGugin
1912	8	1	1	Dan McGugin
1913	5	3	--	Dan McGugin
1914	2	6	--	Dan McGugin
1915	9	1	--	Dan McGugin
1916	7	1	1	Dan McGugin
1917	5	3	--	Dan McGugin
1918	4	2	--	Ray Morrison
1919	5	1	2	Dan McGugin
1920	5	3	1	Dan McGugin
1921	7	0	1	Dan McGugin
1922	8	0	1	Dan McGugin
1923	5	2	1	Dan McGugin
1924	6	3	1	Dan McGugin
1925	6	3	--	Dan McGugin
1926	8	1	--	Dan McGugin
1927	8	1	2	Dan McGugin
1928	8	2	--	Dan McGugin
1929	7	2	--	Dan McGugin
1930	8	2	--	Dan McGugin
1931	5	4	--	Dan McGugin
1932	6	1	2	Dan McGugin
1933	4	3	3	Dan McGugin
1934	6	3	--	Dan McGugin
1935	7	3	--	Ray Morrison
1936	3	5	1	Ray Morrison
1937	7	2	--	Ray Morrison
1938	6	3	--	Ray Morrison
1939	2	7	1	Ray Morrison
1940	3	6	1	Red Sanders
1941	8	2	--	Red Sanders
1942	6	4	--	Red Sanders
1943	5	0	--	E.H. Alley
1944	3	0	1	Doby Bartling
1945	3	6	--	Doby Bartling
1946	5	4	--	Red Sanders
1947	6	4	--	Red Sanders
1948	8	2	1	Red Sanders
1949	5	5	--	Bill Edwards
1950	7	4	--	Bill Edwards
1951	6	5	--	Bill Edwards
1952	3	5	2	Bill Edwards
1953	3	7	--	Art Guepe
1954	2	7	--	Art Guepe
1955	8	3	--	Art Guepe
1956	5	5	--	Art Guepe
1957	5	3	2	Art Guepe

Head Coach	Seasons	W	L	T
Elliott H. Jones	1890-92	8	5	--
W.J. Keller	1893	6	1	--
Henry Thornton	1894	7	1	--
C.L. Upton	1895	5	3	1
R.G. Acton	1896-98	10	7	3
J.L. Crane	1899-1900	11	6	1
W.H. Watkins	1901-02	14	2	1
J.H. Henry	1903	6	1	--
Dan McGugin •	1904-34	197	55	19
Ray Morrison	1918, 1935-39	29	22	2
Red Sanders ••	1940-48	36	22	2
E.H. Alley	1943	5	0	--
Doby Bartling	1944-45	6	6	1
Bill Edwards	1949-52	21	19	2
Art Guepe	1953-62	39	54	7
Jack Green	1963-66	7	29	4
Bill Pace	1967-72	22	38	3
Steve Sloan	1973-74	12	9	2
Fred Pancoast	1975-78	13	31	--
George MacIntyre	1979-85	25	52	1
Watson Brown	1986-90	10	45	--
Gerry DiNardo	1991-94	19	25	--
Rod Dowhower	1995-96	4	18	--
Woody Widenhofer	1997-2001	15	40	--
Bobby Johnson	2002-09	29	66	--
Robbie Caldwell	2010	2	10	--
James Franklin	2011-13	24	15	--
Derek Mason	2014-active	27	49	--
	130 seasons	609	631	50

• McGugin missed the 1918 season on military duty during World War I.

•• Sanders missed the 1943-45 seasons on military duty during World War II.

Unbeaten (8)		
1944	3-0-1	Doby Bartling
1943	5-0-0	E.H. Alley
1922	8-0-1	Dan McGugin
1921	7-0-1	Dan McGugin
1910	8-0-1	Dan McGugin
1904	9-0-0	Dan McGugin
1897	6-0-1	R.G. Acton
1890	1-0-0	Elliott H. Jones

Nine-Win Seasons (4)		
2013	9-4	James Franklin
2012	9-4	James Franklin
1915	9-1	Dan McGugin
1904	9-0	Dan McGugin

Eight-Win Seasons (13)		
1982	8-4	George MacIntyre
1955	8-3	Art Guepe
1948	8-2-1	Red Sanders
1941	8-2	Red Sanders
1930	8-2	Dan McGugin
1928	8-2	Dan McGugin
1927	8-1-2	Dan McGugin
1926	8-1	Dan McGugin
1922	8-0-1	Dan McGugin
1912	8-1-1	Dan McGugin
1911	8-1	Dan McGugin
1910	8-0-1	Dan McGugin
1902	8-1	W.H. Watkins

The Last Time

Vanderbilt

Three touchdowns	Ke'Shawn Vaughn vs. Baylor (3 • 12.27.18)
Four or more touchdowns	Earl Bennett vs. Kentucky (5 • 11.12.05)
Three passing touchdowns.....	Kyle Shurmur vs. Tennessee (3 • 11.24.18)
Four or more passing touchdowns.....	Kyle Shurmur at Tennessee (4 • 11.25.17)
200 or more passing yards	Riley Neal vs. LSU (206 • 9.21.19)
300 or more passing yards	Riley Neal at Purdue (378 • 9.7.19)
400 or more passing yards	Kyle Shurmur vs. Tennessee (416 • 11.26.16)
70-yard completion	Riley Neal-Chris Pierce at Purdue (75 • 9.7.19)
100 or more rushing yards	Ke'Shawn Vaughn vs. UNLV (140 • 10.12.19)
200 or more rushing yards	Ke'Shawn Vaughn vs. Baylor (243 • 12.27.18)
300 or more rushing yards	Frank Mordica vs. Air Force (321 • 11.18.78)
70-yard rush.....	Ke'Shawn Vaughn vs. Tennessee State (78 • 9.29.18)
Three or more rushing touchdowns.....	Ke'Shawn Vaughn at Arkansas (3 • 10.27.18)
100 or more receiving yards.....	Chris Pierce at Purdue (133 • 9.7.19)
200 or more receiving yards.....	Trent Sherfield vs. Austin Peay (240 • 9.1.15)
Two touchdown receptions	Jared Pinkney vs. ETSU (2 • 11.23.19)
Three or more touchdown receptions	Earl Bennett vs. Richmond (3 • 9.1.07)
Kickoff return for touchdown	Darrius Sims vs. South Carolina (100 • 9.12.14)
Punt return for touchdown	Jonathan Krause at Wake Forest (83 • 11.24.12)
Interception return for touchdown	Randall Haynie vs. LSU (47 • 9.21.19)
Fumble return for touchdown	Allan George vs. Kentucky (67 • 11.16.19)
Three or more field goals made.....	Tommy Openshaw at Auburn (3 • 11.5.16)
50-yard field goal	Ryley Guay vs. Florida (53 • 10.13.18)
60-yard punt	Harrison Smith at South Carolina (60 • 11.2.19)
70-yard punt	Tommy Openshaw vs. Missouri (78 • 10.24.15)
10 or more tackles.....	Dimitri Moore at Tennessee (11 • 11.30.19)
Three or more tackles for loss	Dayo Odeyingbo vs. ETSU (3.5 • 11.23.19)
Forced multiple fumbles.....	LaDarius Wiley at Missouri (2 • 11.10.18)
Two or more sacks	Andre Mintze (2 • 10.5.19)
Three or more sacks.....	Charles Wright at Middle Tennessee (3.0 • 9.2.17)
Two or more interceptions.....	Tae Daley at Florida (2 • 11.9.19)
Blocked punt	Max Worship vs. Ole Miss (11.17.18)
Blocked punt returned for touchdown	Stephen Weatherly vs. UMass (11 • 9.13.14)
Blocked field goal.....	Cameron Tidd vs. (11.23.19)
Blocked PAT	Nifae Lealao at Middle Tennessee (9.2.17)
Safety	Team at Texas A&M (9.26.20)
30 or more first downs	at Tennessee (33 • 11.25.17)
500 or more yards of total offense.....	vs. Tennessee State (553 • 9.29.18)
300 or more passing yards	at Purdue (420 • 9.7.19)
400 or more passing yards	at Purdue (420 • 9.7.19)
200 or more rushing yards	vs. ETSU (220 • 11.23.19)
300 or more rushing yards	vs. Tennessee State (358 • 10.22.16)
400 or more rushing yards	vs. Presbyterian (410 • 9.15.12)
40 points or more	at Arkansas (45 • 10.27.18)
Held opponent under 100 total yards	vs. Chattanooga (93 • 9.6.03)
Held opponent under 200 total yards	vs. ETSU (105 • 11.23.19)
Held opponent under 250 total yards	vs. ETSU (105 • 11.23.19)
Held opponent under 100 rushing yards	vs. ETSU (37 • 11.23.19)
Held opponent under 100 passing yards	vs. ETSU (68 • 11.23.19)
Shut out opponent.....	vs. ETSU (11.23.19)

Opponent

Three touchdowns	Myles Brennan • LSU (4 • 10.3.20)
Four or more touchdowns	Myles Brennan • LSU (4 • 10.3.20)
Three passing touchdowns	Kyle Trask • Florida (3 • 11.9.19)
Four or more passing touchdowns.....	Myles Brennan • LSU (4 • 10.3.20)
200 or more passing yards	Myles Brennan • LSU (337 • 10.3.20)
300 or more passing yards	Myles Brennan • LSU (337 • 10.3.20)
400 or more passing yards	Elijah Sindelar • Purdue (509 • 9.7.19)
70-yard completion	Sindelar-Moore • Purdue (70 • 9.7.19)
100 or more rushing yards	Isaiah Spiller • Texas A&M (117 • 9.26.20)
200 or more rushing yards	Eric Gray • Tennessee (246 • 11.30.19)
Three or more rushing touchdowns.....	Eric Gray • Tennessee (3 • 11.30.19)
70-yard rush.....	Eric Gray • Tennessee (94 • 11.30.19)
100 or more receiving yards.....	Bryan Edwards • South Carolina (139 • 11.2.19)
200 or more receiving yards.....	Ja'Marr Chase • LSU (229 • 9.21.19)
Three or more touchdown receptions	Ja'Marr Chase • LSU (4 • 9.21.19)
Kickoff return for touchdown	Nyheim Hines • NC State (100 • 12.26.16)
Punt return for touchdown	Richaud Floyd • Missouri (74 • 11.18.17)
Interception return for touchdown	Brandon Lee • Missouri (42 • 11.18.17)
Fumble return for touchdown	Jonathan Greenard • Florida (80 • 11.9.19)
Three or more field goals made.....	Rodrigo Blankenship • Georgia (3 • 8.31.19)
50-yard field goal.....	Rodrigo Blankenship • Georgia (50 • 8.31.19)
70-yard punt	Ryan Janvion • Wake Forest (71 • 11.30.13)
10 or more tackles.....	JaCoby Stevens • LSU (11 • 10.3.20)
Three or more tackles for loss	Nick Bolton • Missouri (3 • 10.19.19)
Two or more sacks	Aaron Sterling • South Carolina (2 • 11.2.19)
Two or more interceptions.....	Donovan Stiner • Florida (2 • 11.9.19)
Blocked punt	M. Baskerville • LSU (9.21.19)
Blocked punt returned for touchdown	M. Baskerville • LSU (9.21.19)
Blocked field goal.....	Sharrif Floyd • Florida (11.5.11)
Blocked PAT	D.J. Wonnun • South Carolina (10.28.17)
Safety.....	Marquis Haynes • Ole Miss (10.14.17)
30 or more first downs	Kentucky (30 • 11.16.19)
500 or more yards of total offense	Kentucky (528 • 11.16.19)
300 or more passing yards	Florida (410 • 11.9.19)
400 or more passing yards	Florida (410 • 11.9.19)
200 or more rushing yards	Tennessee (297 • 11.30.19)
300 or more rushing yards	Kentucky (401 • 11.16.19)
400 or more rushing yards	Kentucky (401 • 11.16.19)
40 points or more	Florida (56 • 11.9.19)
Held Vanderbilt under 200 total yards	Florida (128 • 11.9.19)
Held Vanderbilt under 100 rushing yards.....	Florida (51 • 11.9.19)
Held Vanderbilt under 100 passing yards	Florida (77 • 11.9.19)
Shut out Vanderbilt	Florida (11.9.19)