

# VANDERBILT

## FOOTBALL

### 2020 Schedule

Date	Opponent	Time • Result
9.26	at #10/11 Texas A&M*	L, 12-17
10.3	#20/17 LSU*	L, 7-41
10.10	South Carolina*	L, 7-41
10.17	at Missouri*	Postponed
10.31	Ole Miss* [SEC Network]	3 p.m.
11.7	at Mississippi State* [SEC Network]	3 p.m.
11.14	at Kentucky*	TBA
11.21	Florida*	TBA
11.28	Tennessee	TBA
12.5	at Georgia*	TBA
12.12	at Missouri*	TBA

\* SEC contest • All times CT

### Vanderbilt Commodores (0-3) vs. Ole Miss Rebels (1-4)

VUCommodores.com  
Twitter • @VandyFootball  
Instagram • @VandyFootball  
Facebook • VanderbiltAthletics  
In-Game Notes • @VandyNotes

Oct. 31, 2020 • 3 p.m. CT  
Vanderbilt Stadium • Nashville, Tenn.

#### SEC Network

Dave Neal (play-by-play), DJ Shockley (analyst),  
Dawn Davenport (sideline)

#### WQZQ 830 AM • 93.3 FM

Joe Fisher (play-by-play), Norman Jordan (analyst),  
Kevin Ingram (sideline)

#### Primary Football Contact • Sarah Feters

sarah.feters@vanderbilt.edu • 984.209.9104

#### Secondary Football Contact • Josh Foster

joshua.foster@vanderbilt.edu • 205.213.5091

• Vanderbilt hosts Ole Miss for a 3 p.m. CT kick at Vanderbilt Stadium with live television coverage on SEC Network.

• The contest is designated as the team's second annual "Set The Expectation" game. The Commodores became the first SEC program to host a "Set The Expectation" game in the 2019 home opener versus Georgia. The event originated in June of 2019, when Brenda Tracy, a registered nurse from Oregon, shared with the football team her devastating personal story and vital message of preventing sexual violence. Tracy, who spoke with the team again this fall, also serves on the NCAA's Commission to Combat Campus Sexual Violence.

• The Commodores and Rebels have played annually since 1970 with Saturday's tilt marking the 95th in the series. The only team Vandy has played more than Ole Miss is Tennessee with 114 games. Vanderbilt and Ole Miss have split the last two contests with the Commodores winning 36-29 in overtime in 2018 and the Rebels responding in 2019 with a 31-6 victory.

• Vandy has not played since Oct. 10 against South Carolina after it's Oct. 17 date at Missouri was postponed to Dec. 12. The Commodores' scheduled open date was Oct. 24.

• Vanderbilt's Ken Seals became just the third SEC true freshman quarterback to start a season opener, and the first to do so in a true road game, when he took the field at Texas A&M on Sept. 26. His first two games were against top-20 opponents in No. 10 Texas A&M and No. 20 LSU. He is the fourth true freshman since 2012 to make his first two starts against top-20 foes, and the first since Tanner Mangum of BYU did so in 2015 against No. 20 Boise State (Sept. 12) and No. 10 UCLA (Sept. 19).

• After totaling 1.5 sacks against South Carolina, senior defensive end Dayo Odeyingbo paces the Commodores with 3.5 tackles for lost yardage and 2.5 sacks.

• Junior tight end Ben Bresnahan owns a team-leading 11 receptions. He entered the campaign with only seven career catches. Bresnahan finished the South Carolina game with a career-high tying 38 receiving yards.

• Vanderbilt has three offensive touchdowns this season, scored by three Commodores: Bresnahan, junior wide receiver Amir Abdur-Rahman and junior wide receiver Cam Johnson.

• Sophomore Jayden Harrison returned his first career kickoffs against South Carolina, averaging 20.8 yards/return. Overall, the Commodores rank third in the SEC in kickoff return average (24.1).

• Vanderbilt added its first punt returns of the season against the Gamecocks with Johnson running two back for 16 total yards (8.0 yards/return).

• Sophomore linebacker Anfernee Orji, who shifted from safety this season, owns a team-leading 19 tackles in three contests after recording six in nine games as a true freshman.

• The Commodores recovered three fumbles at Texas A&M, the most in a game since jumping on three at No. 10 Florida on Nov. 7, 2015. Vanderbilt added another fumble recovery against South Carolina and is tied for 21st nationally in fumbles recovered (4). The Commodores had five fumble recoveries in all of 2019.

• Vandy has gained five turnovers this season and has at least one turnover gained in each of the first three games. The last time Vanderbilt had caused a turnover in three consecutive games was Aug. 31-Sept. 21, 2019, also in the first three contests of the season.

• Vanderbilt leads the SEC in four penalty categories: fewest penalties/game (3.3), fewest penalty yards/game (26.7), fewest penalties (10) and fewest penalty yards (80).

• Vanderbilt chose seven team captains for the 2020 campaign: Odeyingbo, fifth-year linebacker Andre Mintze, Johnson, junior defensive back Camden Coleman, cornerback Elijah Hamilton, center Grant Miller and punter Harrison Smith.

## Ole Miss Series History

- Series: Vanderbilt trails, 40-52-2
- Current series streak: Ole Miss, W1
- Record on the road: Vanderbilt trails, 11-28
  - At Oxford: Vanderbilt trails, 6-25
  - At Memphis: Vanderbilt leads, 5-2
  - At Jackson: Vanderbilt trails, 0-1
- In Nashville: Vanderbilt leads, 29-24-2
  - At Vanderbilt Stadium: Vanderbilt leads, 29-23-2
  - At Nissan Stadium: Vanderbilt trails 0-1
- First meeting: 1894 • Nashville • Vanderbilt 40, Ole Miss 0
- Last meeting: 2019 • Oxford • Ole Miss 31, Vanderbilt 6
- Last Vanderbilt win: 2018 • Nashville • Vanderbilt 36, Ole Miss 29 OT
- Longest Vanderbilt win streak: 19 • 1894-1938
- This marks the 95th meeting between Vanderbilt and Ole Miss, the 11th most-played series in SEC history.
- The only team Vanderbilt has played more often than Ole Miss is Tennessee (114 games).
- Vanderbilt and Ole Miss have played annually since 1970.
- The Vanderbilt-Ole Miss game has been played at four sites besides the on-campus stadiums in Nashville and Oxford: Memorial Stadium in Jackson, Mississippi, Crump Stadium and the Liberty Bowl in Memphis, and Nissan Stadium in Nashville.

1999 • Vanderbilt won 37-24 in overtime for its first SEC road victory since 1993. Quarterback Greg Zolman threw for 344 yards, including a last-minute touchdown to Todd Yoder to tie the game. In overtime, Zolman hit tight end Elliott Carson for the win.

2002 • Freshman running back/kickoff returner Kwane Doster posted one of the most productive games in Vanderbilt history, compiling 344 all-purpose yards (101 rushing yards and a league-record 243 yards in kick returns).

2003 • The Commodores received outstanding performances from a pair of sophomores in quarterback Jay Cutler and wide receiver Erik Davis. Cutler completed 20 passes for 248 yards while Davis posted a career-best 138 receiving yards.

2005 • Using rushing touchdowns from Jeff Jennings and Cassen Jackson-Garrison, the Commodores led 24-3 lead before Ole Miss rallied 24-23. In the fourth, Jay Cutler guided a game-clinching touchdown drive. In the final second, linebacker Moses Osemwegie sealed the win with a sack and forced fumble.

2007 • Cassen Jackson-Garrison rushed for 119 yards and three scores to give the Commodores their second straight home win in the series.

2008 • Vandy's defense forced six turnovers in a 23-17 win at Ole Miss. Safety Ryan Hamilton earned national defensive player of the week accolades after tying a team record with three interceptions. The victory was saved late when Chris Marve forced a Rebel fumble into the Ole Miss end zone.

2012 • Vanderbilt rallied from a 23-6 second-half deficit to edge the Rebels 27-26 in Oxford. The deciding score was a 26-yard touchdown toss by quarterback Jordan Rodgers with 52 seconds left on the clock. The victory assured bowl eligibility for the Commodores. Rodgers was 20-of-35 for 267 yards and two touchdowns in the game.

2018 • The Commodores and Rebels went to overtime before Vanderbilt went ahead in the extra period on a Kyle Shurmur-to-Kalija Lipscomb touchdown. Cornerback Joejuan Williams sealed the win by knocking down a fourth-down pass by the Rebels. Running back Ke'Shawn Vaughn gained 127 yards and a score in the Vanderbilt victory.

1894	W	40-0	Nashville, Tenn.
1899	W	11-0	Memphis, Tenn.
1900	W	6-0	Nashville, Tenn.
1902	W	29-0	Nashville, Tenn.
1903	W	33-0	Nashville, Tenn.
1904	W	69-0	Nashville, Tenn.
1906	W	29-0	Nashville, Tenn.
1907	W	60-0	Nashville, Tenn.
1908	W	29-0	Nashville, Tenn.
1909	W	17-0	Nashville, Tenn.
1910	W	9-2	Nashville, Tenn.
1911	W	21-0	Nashville, Tenn.
1912	W	24-0	Nashville, Tenn.
1915	W	91-0	Memphis, Tenn.
1916	W	35-0	Nashville, Tenn.
1925	W	7-0	Nashville, Tenn.
1929	W	19-7	Nashville, Tenn.
1930	W	24-0	Nashville, Tenn.
1938	W	13-7	Nashville, Tenn.
1939	L	7-14	Memphis, Tenn.
1940	L	7-13	Nashville, Tenn.
1942	W	19-0	Memphis, Tenn.
1945	L	7-14	Nashville, Tenn.
1946	W	7-0	Memphis, Tenn.
1947	W	10-6	Nashville, Tenn.
1948	L	7-20	Oxford, Miss.
1949	W	28-27	Nashville, Tenn.
1950	W	20-14	Nashville, Tenn.
1951	W	34-20	Memphis, Tenn.
1952	T	21-21	Nashville, Tenn.
1953	L	6-28	Oxford, Miss.
1954	L	7-22	Nashville, Tenn.
1955	L	0-13	Memphis, Tenn.

1956	L	0-16	Oxford, Miss.
1957	L	0-28	Nashville, Tenn.
1959	L	0-33	Nashville, Tenn.
1960	L	0-26	Nashville, Tenn.
1961	L	0-47	Oxford, Miss.
1962	L	0-35	Nashville, Tenn.
1963	L	7-27	Oxford, Miss.
1964	T	7-7	Nashville, Tenn.
1965	L	7-24	Oxford, Miss.
1966	L	0-34	Jackson, Miss.
1967	L	7-28	Nashville, Tenn.
1970	L	16-26	Nashville, Tenn.
1971	L	7-28	Oxford, Miss.
1972	L	7-31	Nashville, Tenn.
1973	L	14-24	Oxford, Miss.
1974	W	24-14	Nashville, Tenn.
1975	L	7-17	Oxford, Miss.
1976	L	3-20	Nashville, Tenn.
1977	L	14-26	Oxford, Miss.
1978	L	10-35	Nashville, Tenn.
1979	L	28-63	Oxford, Miss.
1980	L	14-27	Nashville, Tenn.
1981	W	27-23	Oxford, Miss.
1982	W	19-10	Nashville, Tenn.
1983	L	14-21	Oxford, Miss.
1984	W	37-20	Nashville, Tenn.
1985	L	7-35	Oxford, Miss.
1986	L	12-28	Nashville, Tenn.
1987	L	14-42	Oxford, Miss.
1988	L	28-36	Nashville, Tenn.
1989	L	16-24	Oxford, Miss.
1990	L	13-14	Nashville, Tenn.
1991	W	30-27	Oxford, Miss.
1992	W	31-9	Nashville, Tenn.
1993	L	7-49	Oxford, Miss.
1994	L	14-20	Nashville, Tenn.
1995	L	10-21	Oxford, Miss.
1996	L	9-20	Nashville, Tenn.
1997	L	3-15	Oxford, Miss.
1998	L	6-30	Nashville, Tenn.
1999	W	37-34 OT	Oxford, Miss.
2000	L	7-12	Nashville, Tenn.
2001	L	27-38	Oxford, Miss.
2002	L	38-45	Oxford, Miss.
2003	L	21-24	Nashville, Tenn.
2004	L	24-27 OT	Oxford, Miss.
2005	W	31-23	Nashville, Tenn.
2006	L	10-17	Oxford, Miss.
2007	W	31-17	Nashville, Tenn.
2008	W	23-17	Oxford, Miss.
2009	L	7-23	Nashville, Tenn.
2010	W	28-14	Oxford, Miss.
2011	W	30-7	Nashville, Tenn.
2012	W	27-26	Oxford, Miss.
2013	L	35-39	Nashville, Tenn.
2014	L	3-41	Nashville, Tenn.
2015	L	16-27	Oxford, Miss.
2016	W	38-17	Nashville, Tenn.
2017	L	35-57	Oxford, Miss.
2018	W	36-29 OT	Nashville, Tenn.
2019	L	6-31	Oxford, Miss.

## Team

### MASON LOOKING TO CRACK TOP 5

- Mason's 27 wins are two victories away for a tie for fourth in program history:

Coach	Seasons	Wins
1. Dan McGugin	1904-34	197
2. Art Guepe	1953-62	39
3. Red Sanders	1940-48	36
4. Ray Morrison	1918, 1935-39	29
Bobby Johnson	2002-09	29
6. Derek Mason	2014-present	27

### MASON IS SEC'S LONGEST-TENURED BLACK HEAD COACH

- Mason, in his seventh season at Vanderbilt, is the longest-tenured Black head coach in Southeastern Conference history.

Coach	School	Span
1. Derek Mason	Vanderbilt	2014-present
2. Kevin Sumlin	Texas A&M	2012-17
3. Sylvester Croom	Mississippi State	2004-08
4. Joker Phillips	Kentucky	2010-12
James Franklin	Vanderbilt	2011-13
6. Randy Shannon	Florida	Four-game interim head coach in 2017
7. Bryan McClendon	Georgia	Interim head coach for 2015 TaxSlayer Bowl
Greg Knox	Mississippi State	Interim head coach for 2017 TaxSlayer Bowl

### VICTORIES AGAINST OLE MISS

- Mason owns two triumphs against Ole Miss, tied for his second most against any SEC foe. Mason has topped Tennessee three times and also downed Missouri twice.

### ELEVEN COMMODORE FIRST-TIME STARTERS

- Eleven Vanderbilt student-athletes have earned their first collegiate starts this season: Amir Abdur-Rahman (Jr., WR), Justin Ball (So., TE), Justin Harris (So., S), Jayden Harrison (So., WR), Donovan Kaufman (Fr., S), Chase Lloyd (Fr., S), Ja'Veon Marlow (Jr., RB), Anfernee Orji (So., ILB), Alston Orji (Jr., ILB), Ken Seals (Fr., QB) and Maxwell Worship (Jr., S). Two others have been first-time starters in a Vanderbilt uniform: Connor Mignone (5th, RT) and Raashaan Wilkins Jr. (Jr., DT).

### ELEVEN TRUE FRESHMEN MAKE DEBUTS

- Eleven Commodore true freshmen have made their debuts: Bradley Ashmore (OL), Ethan Barr (LB), Ben Cox (OL), Tommy Eckels (LB), Rocko Griffin (RB), Kaufman (DB), Lloyd (DB), Seals (QB), Will Sheppard (WR), De'Rickey Wright (DB) and Mike Wright (QB).

### FEW FLAGS

- Vanderbilt ranks in the top 25 nationally in four penalty categories:

Category	Number	NCAA Ranking
Fewest Penalties/Game	3.3	8th
Fewest Penalty Yards/Game	26.7	7th
Fewest Penalties	10	24th
Fewest Penalty Yards	80	22nd

- The Commodores lead the SEC in all four categories.

### THREE STRAIGHT AT VANDERBILT STADIUM

- With the postponement of Vanderbilt's Oct. 17 contest at Missouri and the scheduled open date for Oct. 24, the Commodores will play three consecutive home games for the first time since Sept. 9 - Sept. 23, 2017, against Alabama A&M, No. 18 Kansas State and No. 1 Alabama.

### GRADUATES ALL OVER THE FIELD FOR THE COMMODORES

- Twelve student-athletes on the 2020 roster have already earned their undergraduate degrees and are currently pursuing master's degrees: Tyrell Alexander, Drew Birchmeier, Elijah Hamilton, Kenny Hebert, Mac Hereford, Scott Meyer, Connor Mignone, Oren Millstein, Andre Mintze, Stephen Spanellis, Cameron Tidd and Jamauri Wakefield.

### MESSAGES ON DISPLAY

- For the 2020 season, Vanderbilt student-athletes were given the option of choosing a message to display on their sweat plate on the back of the helmet. Fifteen messages will be on display throughout the course of the season, including: Black Lives Matter, Equality, I Am Second, Say Their Names, Turner's Heroes and No Justice No Peace.

### #LEWISSTRONG

- On a side wall of Vanderbilt Stadium, near the south (tunnel) endzone, will be a graphic in honor of former assistant Osia Lewis.
- In May, Lewis lost his three-year-plus battle with a form of liver cancer called cholangiocarcinoma.
- In 2016, Lewis joined the Vanderbilt football staff as senior defensive assistant and outside linebackers coach. Following his diagnosis, Lewis stepped away from his on-field coaching role, but continued his duties as a senior defensive assistant. He also carried the title special consultant to Mason.
- On his sweat plate, senior defensive lineman Dayo Odeyingbo wears #LewisStrong.

### #FEEDOURHEROES

- When the coronavirus pandemic arrived in Nashville, Mason and his wife Leighanne came up with a way to give back to the community. As part of the Masons' #FeedOurHeroes initiative, they purchased meals from 10 local restaurants to feed 700 individuals across 16 medical sites.

## Offense

### TRUE FRESHMAN SEALS AT QUARTERBACK

- Vanderbilt features a new quarterback in 2020 as the only Commodore on the current roster who threw a pass for Vandy in 2019 is wide receiver Cam Johnson, who completed 1-of-2 passes for 16 yards last fall.
- True freshman Ken Seals, a January enrollee at Vanderbilt, has started the first three games of the season. He is the third SEC true freshman to start a season opener since freshman eligibility was restored in 1972, and the first to do so in a true road game.

### TRUE FRESHMEN QUARTERBACKS AT VANDERBILT

- Seals became the eighth true freshman to start at quarterback for Vanderbilt since the NCAA restored freshman eligibility in 1972:

Season	Quarterback	Debut Opponent
2020	Ken Seals	Texas A&M
2015	Kyle Shurmur	Missouri
2014	Wade Freebeck	Massachusetts
1998	David Wallace	Alabama
1993	Kenny Simon	Alabama
1985	Tim Richardson	Ole Miss
1985	John Gromos	Iowa State
1975	Mike Wright	Florida

- Seven of the Vanderbilt eight made their first start against an SEC team.

**PASSING YARDS BY VANDERBILT TRUE FRESHMEN QUARTERBACKS**

- In his first three games, Seals has made three entries on Vanderbilt's chart of most passing yards by a true freshman quarterback in a contest:

Quarterback	Yards	Opponent (Season)
1. Kyle Shurmur	209	Tennessee (2015)
2. Wade Freebeck	168	South Carolina (2014)
3. Kyle Shurmur	166	Kentucky (2015)
4. Ken Seals	150	Texas A&M (2020)
5. Ken Seals	148	South Carolina (2020)
6. Ken Seals	113	LSU (2020)
7. Wade Freebeck	100	Georgia (2014)

**SEALS APPROACHING THE FRESHMAN SINGLE-SEASON YARDAGE CHART**

- Seals has nearly cracked Vanderbilt's top-10 freshman passing yardage chart:

Quarterback	Yards	Season
1. John Gromos	1,483	1985
2. Jay Cutler	1,433	2002
3. Johnny McCrary	985	2014
4. Greg Zolman	969	1998
5. Watson Brown	696	1969
6. Tim Richardson	684	1985
7. David Wallace	678	1998
8. Patton Robinette	642	2013
9. Whit Taylor	609	1979
10. Mike Healey	574	1989
-- Ken Seals	411	2020

**ACCURATE WITH THE FOOTBALL**

- Seals ranks 53rd nationally in completion percentage at 54.7 percent. Against ranked foes, Seals checks in 15th at 69.0 percent.
- Among freshmen nationally who have played in more than one game, Seals stands sixth in overall completion percentage:

Freshman (School)	Completion Percentage
1. Shane Illingworth (Oklahoma State)	73.5
2. Connor Bazelak (Missouri)	70.7
3. Spencer Rattler (Oklahoma)	69.5
4. Grayson McCall (Coastal Carolina)	67.8
5. Grant Wells (Marshall)	64.0
6. Ken Seals (Vanderbilt)	61.5

**HENRY-BROOKS MAKES 2020 DEBUT**

- After missing the first two games, sophomore running back Keyon Henry-Brooks made his 2020 debut against South Carolina and totaled a career-high 72 yards.
- Henry-Brooks has rushed for at least 70 yards in his last two outings, finishing the 2019 campaign with 70 at Tennessee.
- Last fall as a true freshman, Henry-Brooks was the top reserve to Ke'Shawn Vaughn and tallied 252 ground yards, second on the team to Vaughn, and a touchdown on 56 carries. Henry-Brooks added 17 receptions for 64 yards during the campaign.

**BRESNAHAN ENJOYING STRONG START TO 2020**

- Junior tight end Ben Bresnahan, in his first year as a starter, has eclipsed his career reception total. The medicine, health and society major had seven grabs in 2019 and has a team-leading 11 in 2020.
- Against No. 20 LSU, Bresnahan caught his first career touchdown pass and finished with three receptions for 31 yards. A week earlier at No. 10 Texas A&M, Bresnahan caught three balls for 31 yards.
- Bresnahan is second on the team with five receptions for first downs. He paces the squad in receptions on first downs with five.

**ABDUR-RAHMAN RETURNS, STARTS STRONG**

- After playing in just one game in 2019 due to a season-ending injury suffered against No. 3 Georgia in the opener, junior wide receiver Amir Abdur-Rahman has turned in an impressive start to 2020.
- He finished with a career performance at No. 10 Texas A&M, catching a personal-best five passes for a career-high 72 yards and a touchdown.
- Within the SEC, Abdur-Rahman ranks 15th in receiving yards on third down with 68, tied for 14th in catches on third down with five and tied for 12th in catches on third down that went for a first down with four.
- Abdur-Rahman has already doubled his career receptions total (four) this season alone (eight) and has surpassed the yardage total with 122 this fall after entering the campaign with 108.

Season	Games	Receptions	Yards	Yards/Rec.	TDs
2020	3	8	122	15.2	1
2019	1	0	0	0.0	0
2018	13	4	108	27.0	1
TOTAL	17	12	230	19.2	2

**SPEED TO THE END ZONE**

- Senior wide receiver Chris Pierce Jr. is one of nine active SEC student-athletes with a receiving touchdown of 75 yards or more against a Power 5 opponent in his career:

Student-Athlete (Team)	Yards	Opponent	Date
Jaylen Waddle (Alabama)	90	Georgia	Oct. 17, 2020
	87	Texas A&M	Oct. 3, 2020
	77	at Tennessee	Oct. 20, 2018
DeVonta Smith (Alabama)	85	LSU	Nov. 9, 2019
James Cook (Georgia)	82	at Alabama	Oct. 17, 2020
John Metchie III (Alabama)	78	Texas A&M	Oct. 3, 2020
Ja'Marr Chase (LSU)	78	Texas A&M	Nov. 30, 2019
Anthony Schwartz (Auburn)	76	Tennessee	Oct. 31, 2018
Kylin Hill (Mississippi State)	75	at LSU	Sept. 26, 2020
Terrace Marshall Jr. (Missouri)	75	LSU	Oct. 10, 2020
Chris Pierce Jr. (Vanderbilt)	75	at Purdue	Sept. 7, 2019

**LOOKING TO RUN INTO THE END ZONE**

- Vanderbilt is looking for its first rushing touchdown of the season and first against a Power 5 program since Vaughn's five-yard dash against Kentucky on Nov. 16, 2019.

**REPLACING KE'SHAWN VAUGHN**

- Vanderbilt's run game entered the 2020 season with just two career starts returning from its running backs, tied for the 15th fewest in the country.
- The Commodores are replacing Vaughn, who was selected by the Tampa Bay Buccaneers in the third round of the 2020 NFL Draft. Over the last two seasons, no SEC player had rushed for more yards than Vaughn:

Running Back (School)	Rushing Yards 2018-19
1. Ke'Shawn Vaughn (Vanderbilt)	2,272
2. D'Andre Swift (Georgia)	2,267
3. Kylin Hill (Mississippi State)	2,084
4. Clyde Edwards-Helaire (LSU)	2,072
5. Larry Roundtree III (Missouri)	2,045
6. Najee Harris (Alabama)	2,007

**SUSTAINING DRIVES**

- Vandy has owned the ball for an average of 31:06 minutes/game this fall, up from a 29:10 average last fall. The 31:06 average is the program's highest since a 31:48 mark in 2016.
- In the season opener at No. 10 Texas A&M, the Commodores had a 7:58 edge in time of possession.



**JUST ONE FUMBLE LOST**

- Vanderbilt lost its first fumble of the season against South Carolina. The team lost just three in 2019 to tie for the third fewest in the country.
- Since 2016, the Commodores have held on to the ball like glue, finishing in the top 10 nationally in fewest fumbles lost three times:

Season	Fumbles Lost	National Ranking
2020	1	T-14th
2019	3	T-3rd
2018	8	T-52nd
2017	4	T-4th
2016	4	T-6th

**GUIDING THE OFFENSE IN 2020**

- The Vanderbilt offense is under new oversight in 2020 with offensive coordinator Todd Fitch taking over the reins. Fitch, a 35-year college football veteran, came to West End after a successful stint with head coach Skip Holtz at Louisiana Tech, where he helped the Bulldogs to four consecutive postseason victories.
- Vandy welcomed two more new offensive assistant coaches in 2020 with Tony Ball (wide receivers) and Pete Rossomando (offensive line).
- Fitch (1986) and Vanderbilt baseball head coach Tim Corbin (1984) are graduates of Ohio Wesleyan.

**Defense****RUN DEFENSE SHOWS IMPROVEMENT**

- Through three Southeastern Conference games in 2019, the Commodores surrendered 917 rushing yards, an average of 305.7 yards/game.
- Vandy has yielded 633 ground yards (211.0 yards/game).
- The Commodore rush defense had allowed just two rushing touchdowns in 2020 before surrendering five to South Carolina.

**ODEYINGBO NEARS VANDERBILT CAREER TOP 10 IN TACKLES FOR LOSS**

- With 1.5 sacks against South Carolina, senior defensive end Dayo Odeyingbo upped his career total to 26.5 tackles for loss, just shy of the Vanderbilt top 10:

Student-Athlete	Tackles for Loss	Seasons
1. Jamie Winborn	45.0	1998-2000
2. Matt Stewart	41.5	1997-2000
3. Zach Cunningham	39.5	2014-16
4. Alan Young	34.0	1991-93
5. Moses Osemwegie	30.5	2002-05
6. Chris Marve	30.0	2008-11
Joe Staley	30.0	1979-82
8. Jamie Duncan	28.5	1994-97
James Manley	28.5	1992-95
-- Dayo Odeyingbo	26.5	2017-20

- Odeyingbo has at least 1.0 sack in two of the first three games.
- Odeyingbo has booked at least 1.5 sacks in two of the last three home games, totaling 1.5 versus East Tennessee State on Nov. 23, 2019.
- Odeyingbo leads the Commodores with 3.5 tackles for loss, tied for 16th in the SEC, and 2.5 sacks this season, tied for the 10th-highest league total.
- During the first quarter against the Gamecocks, Odeyingbo finished with four tackles, 1.5 sacks and a quarterback pressure.

**MAHONEY TALLIES PAIR OF TACKLES FOR LOSS**

- Sophomore cornerback Jaylen Mahoney booked 2.0 tackles for lost yardage against South Carolina, eclipsing his 2019 season total of 1.5.

**LIVING BEHIND THE LINE**

- Vanderbilt booked a season-high 8.0 tackles for loss against South Carolina. The 8.0 stops behind the line of scrimmage were the most for the Commodores against a Power 5 foe since 8.0 against Missouri on Oct. 19, 2019.
- Vandy had 4.0 total tackles for loss in each of the first two games before doubling the total against the Gamecocks.
- The Commodores were credited with seven quarterback pressures against South Carolina, tied with seven against Middle Tennessee on Sept. 10, 2016, for their most under head coach Derek Mason.

**KAUFMAN BOOKS DOUBLE-DIGIT TACKLES**

- True freshman safety Donovan Kaufman booked a career-high 10 tackles, as well as his first career pass breakup, against No. 20 LSU.
- Kaufman ranks fifth on the team with 15 tackles.
- Among freshmen in the SEC, Kaufman stands second in tackles per game with 7.5:

Freshman (School)	Tackles/Game
1. Jalen Catalon (Arkansas)	11.2
2. Donovan Kaufman (Vanderbilt)	7.5
3. Colby Wooden (Auburn)	5.2
4. Shilo Sanders (South Carolina)	4.8
5. Hudson Clark (Arkansas)	4.7

**ANFERNEE ORJI TURNING IN STRONG SECOND SEASON**

- Sophomore linebacker Anfernee Orji has adjusted to his new role and has been one of the Commodores' leading tacklers. Last fall, Orji played in nine games at safety and on special teams before shifting to linebacker for this season.
- Orji booked a career-high eight stops against South Carolina.
- He tops on the team in tackles with 19.

**BALL HAWKS**

- The Commodores are tied for 11th in the SEC in total turnovers gained with five (1.7 turnovers gained/game), coming from four fumbles and one interception.
- Vandy finished the entire 2019 campaign with just 11 turnovers gained in 12 games (0.9 turnovers gained/game).
- Vanderbilt recovered three fumbles at Texas A&M, a first for the Commodores since jumping on three at No. 10 Florida on Nov. 7, 2015, and second time under Mason.
- The Commodores enter the Ole Miss game tied for 21st nationally in fumbles recovered with four.
- Junior safety Brendon Harris forced his first career fumble in the fourth quarter against South Carolina with junior defensive lineman Raashaan Wilkins Jr. making his first career fumble recovery.

**LOCKING DOWN ON THIRD DOWN**

- Opponents have converted just 14-of-36 third downs against Vanderbilt this season. The Commodores rank seventh in the conference in third-down conversion percentage allowed (38.9%), and are first in number of third downs allowed.

**LEADING TACKLERS ARE BACK**

- Vanderbilt brought back its top tackler in linebacker Dimitri Moore (99) as well as the team leader in tackles for loss in Odeyingbo (12.0) and sacks in linebacker Andre Mintze (4.5).

**DEFENSE UNDER NEW LEADERSHIP IN 2020**

- The Vanderbilt defense features a new coordinator for 2020 with Ted Roof coming to West End. Roof, a championship-winning defensive coordinator and former Power Five head coach, marks his 33rd year in college football.
- Vandy welcomes two more new defensive assistant coaches in 2020 with Aaron Henry (cornerbacks) and Kenechi Udeze (linebackers).

## Special Teams

### KAUFMAN TURNS ON THE JETS

- Freshman kickoff returner Donovan Kaufman turned in a solid performance against No. 20 LSU with three runbacks for 101 yards.
- Kaufman exploded with a 58-yard kickoff return in the second quarter, the longest for Vanderbilt since Darrius Sims' 95-yard return at Georgia on October 15, 2016.

### HARRISON ADDS KICKOFF RETURN DUTIES

- Sophomore Jayden Harrison returned his first career kickoffs against South Carolina and ran back five for 104 yards (20.8 yards/return). The Nashville product ranks fourth in the SEC in kickoff return average:

Returner (School)	Kickoff Return Average
1. Kenny McIntosh (Georgia)	36.3
2. Velus Jones Jr. (Tennessee)	23.3
3. Tank Bigsby (Auburn)	23.1
4. Jayden Harrison (Vanderbilt)	20.8

### FIRST PUNT RETURN IN THE BOOKS

- Vanderbilt had its first punt return of 2020 in the opening quarter against South Carolina with junior Cam Johnson running one back 10 yards. Johnson added another six-yard punt return later in the contest.
- At No. 10 Texas A&M, both Aggie punts both sailed out of bounds. Against No. 20 LSU, the Tigers' first punt went out of bounds and the second and third were fair caught by Johnson.
- Last season's top return option was Justice Shelton-Mosley, who handled 33 of Vanderbilt's 40 (82.5%) kickoff or punt returns. He averaged 9.1 yards per punt return in 2019.

### PUNTER DUTIES HANDLED BY SMITH

- Junior Harrison Smith is back to punt after averaging 43.0 yards/boot last fall.
- Smith led the SEC in total punting yardage (3,313) in 2019 and stood sixth nationally.
- Smith is now averaging 42.8 yards/kick to rank 35th nationally. He has caused six fair catches with five punts downed inside the 20-yard line and eight boots of 50 or more yards.

### NEW KICKER FOR 2020

- Junior Pierson Cooke has taken over the kicking duties after appearing in nine games as a kickoff specialist in 2019.
- Cooke kicked off 29 times for 1,816 yards and 20 touchbacks last fall but had not attempted a placement kick in college before the Texas A&M tilt.
- Cooke, who has also handled all seven of the Commodores' kickoffs this fall, is 1-of-4 on field goal tries, converting from 33 yards on his first attempt before misses from 45 yards, 22 yards and 29 yards. He has drilled all three extra point tries.

- Spencer Pulley, C, New York Giants
- Trent Sherfield, WR, Arizona Cardinals
- Justin Skule, OT, San Francisco 49ers
- Ke'Shawn Vaughn, RB, Tampa Bay Buccaneers
- Stephen Weatherly, DE, Carolina Panthers
- Joejuan Williams, CB, New England Patriots

## #NFLDores

### 14 ON NFL ROSTERS

- Vanderbilt has 14 former Commodores on NFL rosters:
  - Khari Blasingame, FB, Tennessee Titans
  - Oren Burks, LB, Green Bay Packers
  - Adam Butler, DT, New England Patriots
  - Zach Cunningham, LB, Houston Texans
  - Casey Hayward Jr., CB, Los Angeles Chargers
  - Tre Herndon, CB, Jacksonville Jaguars
  - Will Holden, OG, Baltimore Ravens (Practice Squad)
  - Jared Pinkney, TE, Atlanta Falcons (Practice Squad)

## **DUO HELPS FORM BLACK STUDENT-ATHLETE GROUP**

- Senior defensive lineman Cam Robinson and junior linebacker Elijah McAllister teamed up with track's Taiya Shelby and soccer's Olivia Simmons to take action, focusing on improving the Black student-athlete experience at Vanderbilt, among other issues.
- One of their first acts was to help organize a voter registration drive on Tuesday, Sept. 22 at Vanderbilt Stadium. The event was one of several campus efforts planned to encourage voter engagement.
- Also among the students' goals are to create a safe and comfortable space for Black student-athletes, provide a formal support system to offer the necessary actions and conversations to improve the social experience of Black student-athletes at Vanderbilt, work to address racial issues in sports and offer guidance toward professional development and personal growth.
- A three-day event in January at the University of Texas, the Black Student-Athlete Summit, motivated Shelby and McAllister to be change agents in West End. It was there they met student-athletes from around the country, participated in workshops and discussions, and heard from guest speakers like journalist Jemele Hill.

## **ACADEMIC ACHIEVEMENT**

- Off the field, the Vanderbilt football team topped the SEC with a Graduation Success Rate (GSR) of 95 for the 2018-19 academic year.
- Vanderbilt was one of seven schools to earn Division I Academic Progress Rate (APR) Public Recognition Award for four straight years (2016-19): Air Force, Duke, Michigan, Northwestern, Stanford and Wisconsin were the others.

## **GEORGE-MINTZE VLOG GOES VIRAL**

- On Sept. 4, senior cornerback Allan George proposed to his girlfriend Katlyn Richardson, who is a member of the Vanderbilt cheerleading squad. Senior linebacker Andre Mintze filmed the moment, which took place inside Vanderbilt Stadium, and posted it on his YouTube Channel - Dre Mintze TV.
- The video has received more than 20,000 views and was picked up by SportsCenter and Bleacher Report.

## **HAYE A VANDERBILT AND SEC LEGEND**

- Second-year defensive line coach Jovan Haye was a two-time captain and All-Southeastern Conference performer for the Commodores while starting 34 games on the defensive line from 2002-04.
- Haye was also tabbed Vanderbilt's SEC legend in 2019.

## **ROSSOMANDO A NORTHEAST-10 CONFERENCE OUTSTANDING INDIVIDUAL**

- During the 2020-21 Academic Year the Northeast-10 is celebrating its 40th anniversary by honoring 40 outstanding individuals and 40 iconic moments from throughout the conference's history. Vanderbilt offensive line coach Pete Rossomando was tabbed as one of the league's outstanding individuals.
- Rossomando was named the head coach of the University of New Haven in December 2007, after the university reinstated its football program following a five-year hiatus. During his five years leading the Chargers, the program went 42-13 and made two NCAA Division II playoff appearances. Rossomando was named Liberty Mutual NCAA Division II National Coach of the Year following the 2012 season.

## **SEC COUNCIL MEMBERS**

- Head coach Derek Mason, along with Vanderbilt baseball head coach Tim Corbin and athletic director Candice Lee, currently serve on the SEC Council on Racial Equity and Social Justice, a league-wide body consisting of a diverse group of student-athletes, administrators, coaches and SEC staff.

## **VANDERBILT UNIVERSITY • VANDERBILT ATHLETICS**

- Vanderbilt is ranked 14th among national universities by U.S. News & World Report. It ranks ninth in best value schools and 12th in best undergraduate teachings by the magazine.
- According to the 2021 Princeton Review, Vanderbilt ranks second for best quality of life, happiest students and most beautiful campuses in the nation.
- The university was founded in 1873 with a \$1 million gift from "Commodore" Cornelius Vanderbilt. Kirkland Hall, which continues as the main administration building on campus, is the only original structure that remains today.
- In September, the university launched Destination Vanderbilt, a \$100 million university excellence initiative to recruit new faculty. Over the next two to four years, the university will leverage the investment to recruit approximately 60 faculty who are leaders and rising stars in their fields.
- An internationally renowned political scientist and management scholar, Daniel Diermeier is the ninth chancellor of Vanderbilt University. He began his term as chancellor on July 1, 2020.
- The largest college on campus is Arts & Science with 4,046 undergraduates. The Divinity School is the smallest college with 176 students.
- The 340-acre Vanderbilt campus, situated in an urban setting just two miles from business and governmental core of Nashville, is designated as an arboretum, and features approximately 300 species of trees and shrubs.
- Vanderbilt teams have captured five NCAA championships, all since 2007. The Commodore baseball team won the most recent national trophy, claiming the 2019 College World Series in June. It was the second NCAA title for head coach Tim Corbin and the Vanderbilt baseball team. Other NCAA titles have been earned by women's bowling (2007, 2018) and women's tennis (2015).
- In 2019-20, Vanderbilt had the smallest undergraduate enrollment (6,886) and total enrollment (13,131) in the Southeastern Conference.
- Vanderbilt is a charter member of the Southeastern Conference.
- Vanderbilt Athletics is the only Power 5 Conference member, and one of two FBS programs, with an African American in the key roles of athletics director (Candice Storey Lee), football head coach (Derek Mason) and men's basketball head coach (Jerry Stackhouse).
- Vanderbilt athletics director Candice Storey Lee is one of five female athletic directors at Power 5 schools, joining University of Washington's Jennifer Cohen, Penn State's Sandy Barbour, Pittsburgh's Heather Lyke and Virginia's Carla Williams.
- Notable Vanderbilt alumni include PGA Tour FedEx Cup winner Brandt Snedeker, LPGA golfer and 2019 Solheim Cup USA team member Marina Alex, NBA champions Will Perdue, Festus Ezeli and Damian Jones, numerous Major League Baseball standouts such as David Price, Sonny Gray, Dansby Swanson and Walker Buehler, and more than 12 players active in the NFL such as cornerbacks Casey Hayward and Joejuan Williams, linebackers Zach Cunningham and Oren Burks, lineman Stephen Weatherly and receiver Trent Sherfield.
- Off the field, other prominent alumni include NBC Sunday Morning Show host and MSNBC's Morning Joe co-host Willie Geist, country music star Dierks Bentley, best-selling author James Patterson and ESPN baseball expert Buster Olney.

## Depth Chart (as of Oct. 26)

### Offense

<b>WR</b> 19	Pierce Jr., Chris	6-4	231	Sr.	Sociology
-or- 11	Alexander, Tyrell	6-1	184	5th	Learning, Diversity and Urban Studies
<b>WR</b> 7	Johnson, Cam	6-0	198	Jr.	Human and Organizational Development
-or- 14	Boddie Jr., Devin	5-11	168	So.	Undeclared
<b>TE</b> 86	Bresnahan, Ben	6-4	244	Jr.	Medicine, Health and Society
84	Ball, Justin	6-6	232	So.	Undeclared
-or- 10	Schoenwald, Gavin	6-4	237	Jr.	Human and Organizational Development
-or- 85	DeCoursey, Joel	6-4	245	So.	Human and Organizational Development
<b>LT</b> 54	Steen, Tyler	6-5	317	Jr.	Human and Organizational Development
75	Cox, Ben	6-5	292	Fr.	Undeclared
69	Bapst, Brayden	6-6	300	So.	Human and Organizational Development
<b>LG</b> 77	Mignone, Connor	6-4	302	5th	Data Science
72	Dawkins, Dan	6-3	308	Jr.	Sociology
68	Brooks Jr., Jason	6-4	275	Fr.	Undeclared
<b>C</b> 63	Miller, Grant	6-4	295	Sr.	Human and Organizational Development
65	Warden, Michael	6-2	289	Jr.	Economics
-or- 62	Hernandez, Julian	6-4	312	So.	Undeclared
<b>RG</b> 57	Birchmeier, Drew	6-4	300	5th	Marketing
77	Mignone, Connor	6-4	302	5th	Data Science
<b>RT</b> 70	Ashmore, Bradley	6-6	294	Fr.	Undeclared
69	Bapst, Brayden	6-6	300	So.	Human and Organizational Development
<b>QB</b> 8	Seals, Ken	6-3	218	Fr.	Computer Science
6	Moussa, Jeremy	6-3	219	Jr.	Medicine, Health and Society
<b>RB</b> 21	Henry-Brooks, Keyon	6-1	200	So.	Undeclared
32	Wakefield, Jamauri	6-1	223	5th	Marketing
9	Griffin, Rocko	5-9	205	Fr.	Undeclared
25	Pryor, Mitchell	6-1	220	Jr.	Economics
<b>WR</b> 2	Abdur-Rahman, Amir	6-4	217	Jr.	Medicine, Health and Society
-or- 4	Bostic III, James	6-3	217	Sr.	Medicine, Health and Society

### Defense

<b>DE</b> 10	Odeyingbo, Dayo	6-6	276	Sr.	Medicine, Health and Society
94	Reitmaier, Rutger	6-3	266	Jr.	Sociology
96	Clifton, Nate	6-5	267	So.	Undeclared
<b>DT</b> 90	Tidd, Cameron	6-3	295	5th	Marketing
9	Davis, Daevion	6-2	285	So.	Medicine, Health and Society
99	Langham, Malik	6-5	290	Jr.	Medicine, Health and Society
<b>DT</b> 95	Wilkins Jr., Raashaan	6-3	307	Jr.	Economics
92	Green, Derek	6-5	320	So.	Undeclared
<b>OLB</b> 48	Mintze, Andre	6-3	246	5th	Medicine, Health and Society
97	Surgers, Lorenza	6-5	258	Jr.	Communication Studies
<b>ILB</b> 26	Orji, Anfernee	6-2	224	So.	Computer Engineering
12	DeVault-Smith, Brayden	6-3	227	Sr.	Sociology
<b>ILB</b> 7	Moore, Dimitri	6-3	234	Sr.	Cinema and Media Arts
24	Orji, Alston	6-2	245	Jr.	American Studies
-or- 50	Barr, Ethan	6-3	236	Fr.	Undeclared
<b>OLB</b> 88	Owusu, Michael	6-5	240	Sr.	Medicine, Health and Society
21	Hebert, Kenny	6-4	237	Sr.	Sociology
<b>CB</b> 5	Williams, DC	5-11	193	Sr.	Undeclared
28	George, Allan	6-1	187	Sr.	Medicine, Health and Society
<b>S</b> 33	Jerkins, Dashaun	6-0	190	Jr.	Medicine, Health and Society
13	Harris, Brendon	6-1	212	Jr.	Medicine, Health and Society
<b>S</b> 1	Kaufman, Donovan	5-10	197	Fr.	Undeclared
-or- 14	Worship, Max	6-1	206	Jr.	Undeclared
30	Wright, De'Rickey	6-4	207	Fr.	Undeclared
<b>CB</b> 4	Haynie, Randall	6-0	185	Sr.	Sociology
6	Jeady-Lally, Gabe	6-1	180	So.	Human and Organizational Development • Sociology
23	Mahoney, Jaylen	5-11	185	So.	Human and Organizational Development

### Special Teams

<b>K</b> 37	Cooke, Pierson	6-0	194	Jr.	Political Science
39	Rice, Javan	6-2	201	Jr.	Economics
<b>P</b> 36	Wheatley, Jared	6-1	190	So.	Undeclared
47	Farley, Wes	6-1	185	Jr.	Human and Organizational Development
<b>H</b> 7	Johnson, Cam	6-0	198	Jr.	Human and Organizational Development
36	Wheatley, Jared	6-1	190	So.	Undeclared
<b>LS</b> 59	Meyer, Scott	6-1	224	5th	Leadership and Organizational Performance
49	Drevno, Zach	6-0	218	Jr.	Human and Organizational Development
<b>KOR</b> 88	Harrison, Jayden	5-10	191	So.	Undeclared
14	Boddie Jr., Devin	5-11	168	So.	Undeclared
7	Johnson, Cam	6-0	198	Jr.	Human and Organizational Development
<b>PR</b> 7	Johnson, Cam	6-0	198	Jr.	Human and Organizational Development
14	Boddie Jr., Devin	5-11	168	So.	Undeclared



# Alphabetical Roster

No.	Name	Pos.	Ht.	Wt.	Cl.	Hometown	High School	No.	Name	Pos.	Ht.	Wt.	Cl.	Hometown	High School
2	Amir Abdur-Rahman	WR	6-4	217	Jr.	Atlanta, Ga.	Mays	7	Dimitri Moore	LB	6-3	234	Sr.	Cedar Hill, Texas	Cedar Hill
17	Feleti Afemui	LB	6-3	244	Sr.	Kihei, Hawaii	Maui	6	Jeremy Moussa	QB	6-3	219	Jr.	Chino Hills, Calif.	Eleanor Roosevelt
11	Tyrell Alexander	WR	6-1	184	5th	Lancaster, Texas	Lancaster	10	Dayo Odeyingbo	DL	6-6	276	Sr.	Irving, Texas	Carrollton Ranchview
16	BJ Anderson	CB	6-1	190	Jr.	Andalusia, Ala.	Andalusia	24	Alston Orji	LB	6-2	245	Jr.	Rockwall, Texas	Rockwall
70	Bradley Ashmore	OL	6-6	294	Fr.	Neptune Beach, Fla.	Fletcher Senior	26	Anfernee Orji	LB	6-2	224	So.	Rockwall, Texas	Rockwall
78	Bryce Bailey	OL	6-5	306	Sr.	Newburgh, Ind.	Castle	88	Michael Owusu	LB	6-5	240	Sr.	Oxnard, Calif.	Oaks Christian
84	Justin Ball	TE	6-6	232	So.	Glenn Dale, Md.	Gonzaga Prep	19	Chris Pierce Jr.	WR	6-4	231	Sr.	Smithfield, Va.	Smithfield
69	Brayden Bapst	OL	6-6	300	So.	Washington, D.C.	St. John's College	25	Mitchell Pryor	RB	6-1	220	Jr.	Darien, Conn.	Darien
50	Ethan Barr	LB	6-3	236	Fr.	Flower Mound, Texas	Marcus	94	Rutger Reitmaier	DL	6-3	266	Jr.	Nashville, Tenn.	Lipscomb Academy
29	Jack Barton	S/LB	6-0	201	Fr.	Dallas, Texas	Jesuit	39	Javan Rice	K	6-2	201	Jr.	Miami, Fla.	Belen Jesuit Prep
57	Drew Birchmeier	OL	6-4	300	5th	Midlothian, Va.	Cosby	66	Cameron Robinson	DL	6-0	302	Sr.	Mobile, Ala.	Murphy
51	Luke Blanton	LB	6-2	237	Jr.	Dallas, Texas	Highland Park	58	Wesley Schelling	LS	6-5	245	Fr.	Nashville, Tenn.	Pearl-Cohn
14	Devin Boddie Jr.	WR	5-11	168	So.	Memphis, Tenn.	Whitehaven	10	Gavin Schoenwald	TE	6-4	237	Jr.	Brentwood, Tenn.	Brentwood Academy
4	James Bostic III	WR	6-3	217	Sr.	Fort Lauderdale, Fla.	Cardinal Gibbons	8	Ken Seals	QB	6-3	218	Fr.	Azle, Texas	Weatherford
12	Jack Bowen	QB	6-0	187	Jr.	Grand Rapids, Mich.	Catholic Central	81	Will Sheppard	WR	6-3	190	Fr.	Mandeville, La.	Mandeville
86	Ben Bresnahan	TE	6-4	244	Jr.	Cumming, Ga.	West Forsyth	95	Harrison Smith	P	5-10	188	Jr.	Franklin, Tenn.	Brentwood Academy
68	Jason Brooks, Jr.	OL	6-4	275	Fr.	Houston, Texas	Dobie	64	Stephen Spanellis	OL	6-5	300	5th	Baltimore, Md.	Gilman School
52	Alex Brown	LB	6-2	243	Jr.	San Antonio, Texas	Claudia Taylor Johnson	46	Michael Spencer	LB	6-4	249	Fr.	Union, Ky.	The Taft School
43	Tré Brown	LB	5-10	200	So.	Loganville, Ga.	Grayson	17	Keithian Starling Jr.	WR	6-0	185	Sr.	Nashville, Tenn.	Nashville Christian
61	Jonah Buchanan	OL	6-4	291	Sr.	Honolulu, Hawaii	Iolani	54	Tyler Steen	OL	6-5	317	Jr.	Miami, Fla.	St. Thomas Aquinas
15	Danny Clark	QB	6-4	232	Jr.	Akron, Ohio	Archbishop Hoban	73	Jonathan Stewart	OL	6-7	324	Sr.	Lawrenceville, Ga.	Mountain View
74	Cole Clemens	OL	6-6	344	Sr.	South Jordan, Utah	Bingham	97	Lorenza Surgers	DL	6-5	258	Jr.	Cary, N.C.	Panther Creek
96	Nate Clifton	DL	6-5	267	So.	La Vergne, Tenn.	Brentwood Academy	93	Tolu Thomas-Ailara	DL	6-3	252	Jr.	Chicago Heights, Ill.	Marian Catholic
42	Camden Coleman	DB	6-1	207	Jr.	Champaign, Ill.	University Laboratory	90	Cameron Tidd	DL	6-3	295	5th	Greenwood, Ind.	Center Grove
37	Pierson Cooke	K/P	6-0	194	Jr.	Bloomfield Hills, Mich.	Cranbrook-Kingswood	32	Jamauri Wakefield	RB	6-1	223	5th	Jacksonville, Fla.	Providence
0	Frank Coppet	S	5-11	190	Sr.	Fort Lauderdale, Fla.	St. Thomas Aquinas	31	AJ Walsh	LB	6-5	232	Fr.	Mattawan, Mich.	Mattawan
75	Ben Cox	OL	6-5	292	Fr.	Radford, Va.	Radford	65	Michael Warden	OL	6-2	289	Jr.	Loveland, Ohio	Summit Country Day
9	Daevion Davis	DL	6-2	285	So.	Madison, Ala.	James Clemens	67	Trent Weaver	OL	6-3	290	Fr.	St. Louis, Mo.	St. Louis University School
72	Dan Dawkins	OL	6-3	308	Jr.	Staten Island, N.Y.	The Peddie School	52	Kevo Wesley	OL	6-4	296	Fr.	Chicago, Ill.	Curie
85	Joel DeCoursey	TE	6-4	245	So.	Zionsville, Ind.	Zionsville Community	36	Jared Wheatley	P	6-1	190	So.	Indian Trail, N.C.	Porter Ridge
12	Brayden DeVault-Smith	LB	6-3	227	Sr.	Nashville, Tenn.	Pearl-Cohn	35	Kyle White	TE	6-0	215	Jr.	Scottsdale, Ariz.	Notre Dame Prep
49	Zach Drevno	LS	6-0	218	Jr.	Saline, Mich.	Saline	95	Raashaan Wilkins Jr.	DL	6-3	307	Jr.	Chicago, Ill.	Mt. Carmel
53	Tommy Eckels	LB	6-2	229	Fr.	Kansas City, Mo.	Rockhurst	8	Alex Williams	DL	6-6	260	So.	Akron, Ohio	Pickerington North
47	Wes Farley	K	6-1	185	Jr.	New Canaan, Conn.	New Canaan	5	DC Williams	CB	5-11	193	Sr.	Miami, Fla.	St. Thomas Aquinas
71	Donald Fitzgerald	OL	6-8	305	So.	Nashville, Tenn.	Hillsboro	13	Jackson Winrow	WR	6-1	213	5th	Shawnee, Okla.	Shawnee
28	Allan George	CB	6-1	187	Sr.	Andalusia, Ala.	Andalusia	14	Maxwell Worship	S	6-1	206	Jr.	Fort Lauderdale, Fla.	Cardinal Gibbons
92	Derek Green	DL	6-5	320	So.	Richlands, N.C.	Southwest	30	De'Rickey Wright	ATH	6-4	207	Fr.	Gadsden, Ala.	Gadsden City
9	Rocko Griffin	RB	5-9	205	Fr.	Rincon, Ga.	South Effingham	5	Mike Wright	QB	6-3	187	Fr.	Fayetteville, Ga.	Woodward Academy
15	Elijah Hamilton	CB	6-2	205	5th	Roswell, Ga.	Blessed Trinity Catholic								
13	Brendon Harris	S	6-1	212	Jr.	Chattanooga, Tenn.	Baylor School								
11	Justin Harris	S	6-1	194	So.	Attalla, Ala.	Etowah								
88	Jayden Harrison	WR	5-10	191	So.	Nashville, Tenn.	Pearl-Cohn								
4	Randall Haynie	CB	6-0	185	Sr.	Fort Lauderdale, Fla.	Cardinal Gibbons								
21	Kenny Hebert	LB	6-4	232	Sr.	New Orleans, La.	Holy Cross								
21	Keyon Henry-Brooks	RB	6-1	200	So.	Powder Springs, Ga.	Kennesaw Mountain								
16	Mac Hereford	WR	6-1	216	5th	Birmingham, Ala.	Woodberry Forest								
62	Julian Hernandez	OL	6-4	312	So.	Davie, Fla.	St. Thomas Aquinas								
44	Christian James	DL	6-4	250	So.	Memphis, Tenn.	Christian Brothers								
33	Dashaun Jenkins	S	6-0	190	Jr.	Woodbridge, Va.	Woodbridge								
6	Gabe Jeudy-Lally	CB	6-1	180	So.	Charlotte, N.C.	Ardrey Kell								
7	Cam Johnson	WR	6-0	198	Jr.	Brentwood, Tenn.	Brentwood Academy								
1	Donovan Kaufman	DB	5-10	197	Fr.	New Orleans, La.	Archbishop Rummel								
83	Conley Ku	WR	5-9	165	Fr.	Fairfax, Va.	Falls Church								
18	Logan Kyle	WR	6-3	207	Fr.	Cypress, Texas	Tomball Memorial								
89	Diego LaMonica	TE	6-4	230	Fr.	Miami, Fla.	Gulliver Prep								
45	Griffin Lampton	LB	6-3	226	Fr.	Wellington, Fla.	St. Thomas Aquinas								
99	Malik Langham	DL	6-5	290	Jr.	Huntsville, Ala.	Lee								
22	Chase Lloyd	DB	6-2	207	Fr.	Atlanta, Ga.	Westlake								
23	Jaylen Mahoney	CB	5-11	185	So.	Rock Hill, S.C.	South Pointe								
3	Ja'Veon Marlow	RB	5-11	195	Jr.	Winter Haven, Fla.	Winter Haven								
41	Elijah McAllister	LB	6-6	245	Jr.	Rumson, N.J.	Rumson Fair Haven								
27	Ryan McCord	CB	6-1	180	Fr.	Dallas, Texas	Saint Mark's								
59	Scott Meyer	LS	6-1	224	5th	Alpharetta, Ga.	Blessed Trinity Catholic								
77	Connor Mignone	OL	6-4	302	5th	Redding, Conn.	Joel Barlow								
63	Grant Miller	OL	6-4	297	Sr.	Fort Lauderdale, Fla.	St. Thomas Aquinas								
38	Oren Milstein	K	5-7	165	5th	Boca Raton, Fla.	American Heritage								
48	Andre Mintze	LB	6-3	246	5th	Philadelphia, Pa.	Imhotep Institute								

## Pronunciation Guide

2	Abdur-Rahman, Amir	ah-MEER ub-DUR ruh-MAN
17	Afumei, Feleti	fah-LAH-tee ah-FUH-moo-ee
14	Boddie, Devin	body
0	Coppet, Frank	COP-ett
9	Davis, Daevion	day-VEE-on
49	Drevno, Zach	DREV-no
21	Henry-Brooks, Keyon	key-on
6	Jeudy-Lally, Gabe	judy-lol-lee
83	Ku, Conley	coup
99	Langham, Malik	MUH-leak
3	Marlow, Ja'Veon	jay-VEE-on
77	Mignone, Connor	min-YAWN
48	Mintze, Andre	mence
10	Odeyingbo, Dayo	DYE-oh oh-DANG-bow
24	Orji, Alston	OR-jee
26	Orji, Anfernee	OR-jee
88	Owusu, Michael	oh-WOO-sue
94	Reitmaier, Rutger	RIGHT-meyer
58	Schelling, Wesley	SHELL-ing
32	Wakefield, Jamauri	jah-MAR-ee

# Numerical Roster

No.	Name	Pos.	Ht.	Wt.	Cl.	Hometown	High School	No.	Name	Pos.	Ht.	Wt.	Cl.	Hometown	High School
0	Frank Coppet	S	5-11	190	Sr.	Fort Lauderdale, Fla.	St. Thomas Aquinas	54	Tyler Steen	OL	6-5	317	Jr.	Miami, Fla.	St. Thomas Aquinas
1	Donovan Kaufman	DB	5-10	197	Fr.	New Orleans, La.	Archbishop Rummel	57	Drew Birchmeier	OL	6-4	300	5th	Midlothian, Va.	Cosby
2	Amir Abdur-Rahman	WR	6-4	217	Jr.	Atlanta, Ga.	Mays	58	Wesley Schelling	LS	6-5	245	Fr.	Nashville, Tenn.	Pearl-Cohn
3	Ja'Veon Marlow	RB	5-11	195	Jr.	Winter Haven, Fla.	Winter Haven	59	Scott Meyer	LS	6-1	224	5th	Alpharetta, Ga.	Blessed Trinity Catholic
4	James Bostic III	WR	6-3	217	Sr.	Fort Lauderdale, Fla.	Cardinal Gibbons	61	Jonah Buchanan	OL	6-4	291	Sr.	Honolulu, Hawaii	Iolani
4	Randall Haynie	CB	6-0	185	Sr.	Fort Lauderdale, Fla.	Cardinal Gibbons	62	Julian Hernandez	OL	6-4	312	So.	Davie, Fla.	St. Thomas Aquinas
5	Mike Wright	QB	6-3	187	Fr.	Fayetteville, Ga.	Woodward Academy	63	Grant Miller	OL	6-4	297	Sr.	Fort Lauderdale, Fla.	St. Thomas Aquinas
5	DC Williams	CB	5-11	193	Sr.	Miami, Fla.	St. Thomas Aquinas	64	Stephen Spanellis	OL	6-5	300	5th	Baltimore, Md.	Gilman School
6	Jeremy Moussa	QB	6-3	219	Jr.	Chino Hills, Calif.	Eleanor Roosevelt	65	Michael Warden	OL	6-2	289	Jr.	Loveland, Ohio	Summit Country Day
6	Gabe Jeudy-Lally	CB	6-1	180	So.	Charlotte, N.C.	Ardrey Kell	66	Cameron Robinson	DL	6-0	302	Sr.	Mobile, Ala.	Murphy
7	Dimitri Moore	LB	6-3	234	Sr.	Cedar Hill, Texas	Cedar Hill	67	Trent Weaver	OL	6-3	290	Fr.	St. Louis, Mo.	St. Louis University School
7	Cam Johnson	WR	6-0	198	Jr.	Brentwood, Tenn.	Brentwood Academy	68	Jason Brooks, Jr.	OL	6-4	275	Fr.	Houston, Texas	Dobie
8	Ken Seals	QB	6-3	218	Fr.	Azle, Texas	Weatherford	69	Brayden Bapst	OL	6-6	300	So.	Washington, D.C.	St. John's College
8	Alex Williams	DL	6-6	260	So.	Akron, Ohio	Pickerington North	70	Bradley Ashmore	OL	6-6	294	Fr.	Neptune Beach, Fla.	Fletcher Senior
9	Daevion Davis	DL	6-2	285	So.	Madison, Ala.	James Clemens	71	Donald Fitzgerald	OL	6-8	305	So.	Nashville, Tenn.	Hillsboro
9	Rocko Griffin	RB	5-9	205	Fr.	Rincon, Ga.	South Effingham	72	Dan Dawkins	OL	6-3	308	Jr.	Staten Island, N.Y.	The Peddie School
10	Dayo Odeyingbo	DL	6-6	276	Sr.	Irving, Texas	Carrollton Ranchview	73	Jonathan Stewart	OL	6-7	324	Sr.	Lawrenceville, Ga.	Mountain View
10	Gavin Schoenwald	TE	6-4	237	Jr.	Brentwood, Tenn.	Brentwood Academy	74	Cole Clemens	OL	6-6	344	Sr.	South Jordan, Utah	Bingham
11	Tyrell Alexander	WR	6-1	184	5th	Lancaster, Texas	Lancaster	75	Ben Cox	OL	6-5	292	Fr.	Radford, Va.	Radford
11	Justin Harris	S	6-1	194	So.	Attalla, Ala.	Etowah	77	Connor Mignone	OL	6-4	302	5th	Redding, Conn.	Joel Barlow
12	Brayden DeVault-Smith	LB	6-3	227	Sr.	Nashville, Tenn.	Pearl-Cohn	78	Bryce Bailey	OL	6-5	306	Sr.	Newburgh, Ind.	Castle
12	Jack Bowen	QB	6-0	187	Jr.	Grand Rapids, Mich.	Catholic Central	81	Will Sheppard	WR	6-3	190	Fr.	Mandeville, La.	Mandeville
13	Brendon Harris	S	6-1	212	Jr.	Chattanooga, Tenn.	Baylor School	83	Conley Ku	WR	5-9	165	Fr.	Fairfax, Va.	Falls Church
13	Jackson Winrow	WR	6-1	213	5th	Shawnee, Okla.	Shawnee	84	Justin Ball	TE	6-6	232	So.	Glenn Dale, Md.	Gonzaga Prep
14	Devin Boddie Jr.	WR	5-11	168	So.	Memphis, Tenn.	Whitehaven	85	Joel DeCoursey	TE	6-4	245	So.	Zionsville, Ind.	Zionsville Community
14	Maxwell Worship	S	6-1	206	Jr.	Fort Lauderdale, Fla.	Cardinal Gibbons	86	Ben Bresnahan	TE	6-4	244	Jr.	Cumming, Ga.	West Forsyth
15	Danny Clark	QB	6-4	232	Jr.	Akron, Ohio	Archbishop Hoban	88	Jayden Harrison	WR	5-10	191	So.	Nashville, Tenn.	Pearl-Cohn
15	Elijah Hamilton	CB	6-2	205	5th	Roswell, Ga.	Blessed Trinity Catholic	88	Michael Owusu	LB	6-5	240	Sr.	Oxnard, Calif.	Oaks Christian
16	Mac Hereford	WR	6-1	216	5th	Birmingham, Ala.	Woodberry Forest	89	Diego LaMonica	TE	6-4	230	Fr.	Miami, Fla.	Gulliver Prep
16	BJ Anderson	CB	6-1	190	Jr.	Andalusia, Ala.	Andalusia	90	Cameron Tidd	DL	6-3	295	5th	Greenwood, Ind.	Center Grove
17	Keithian Starling Jr.	WR	6-0	185	Sr.	Nashville, Tenn.	Nashville Christian	92	Derek Green	DL	6-5	320	So.	Richlands, N.C.	Southwest
17	Feleti Afemui	LB	6-3	244	Sr.	Kihei, Hawaii	Maui	93	Tolu Thomas-Ailara	DL	6-3	252	Jr.	Chicago Heights, Ill.	Marian Catholic
18	Logan Kyle	WR	6-3	207	Fr.	Cypress, Texas	Tomball Memorial	94	Rutger Reitmaier	DL	6-3	266	Jr.	Nashville, Tenn.	Lipscomb Academy
19	Chris Pierce Jr.	WR	6-4	231	Sr.	Smithfield, Va.	Smithfield	95	Harrison Smith	P	5-10	188	Jr.	Franklin, Tenn.	Brentwood Academy
21	Keyon Henry-Brooks	RB	6-1	200	So.	Powder Springs, Ga.	Kennesaw Mountain	95	Raashaan Wilkins Jr.	DL	6-3	307	Jr.	Chicago, Ill.	Mt. Carmel
21	Kenny Hebert	LB	6-4	232	Sr.	New Orleans, La.	Holy Cross	96	Nate Clifton	DL	6-5	267	So.	La Vergne, Tenn.	Brentwood Academy
22	Chase Lloyd	DB	6-2	207	Fr.	Atlanta, Ga.	Westlake	97	Lorenza Surgers	DL	6-5	258	Jr.	Cary, N.C.	Panther Creek
23	Jaylen Mahoney	CB	5-11	185	So.	Rock Hill, S.C.	South Pointe	99	Malik Langham	DL	6-5	290	Jr.	Huntsville, Ala.	Lee
24	Alston Orji	LB	6-2	245	Jr.	Rockwall, Texas	Rockwall								
25	Mitchell Pryor	RB	6-1	220	Jr.	Darien, Conn.	Darien								
26	Anfernee Orji	LB	6-2	224	So.	Rockwall, Texas	Rockwall								
27	Ryan McCord	CB	6-1	180	Fr.	Dallas, Texas	Saint Mark's								
28	Allan George	CB	6-1	187	Sr.	Andalusia, Ala.	Andalusia								
29	Jack Barton	S/LB	6-0	201	Fr.	Dallas, Texas	Jesuit								
30	De'Rickey Wright	ATH	6-4	207	Fr.	Gadsden, Ala.	Gadsden City								
31	AJ Walsh	LB	6-5	232	Fr.	Mattawan, Mich.	Mattawan								
32	Jamauri Wakefield	RB	6-1	223	5th	Jacksonville, Fla.	Providence								
33	Dashaun Jerkins	S	6-0	190	Jr.	Woodbridge, Va.	Woodbridge								
35	Kyle White	TE	6-0	215	Jr.	Scottsdale, Ariz.	Notre Dame Prep								
36	Jared Wheatley	P	6-1	190	So.	Indian Trail, N.C.	Porter Ridge								
37	Pierson Cooke	K/P	6-0	194	Jr.	Bloomfield Hills, Mich.	Cranbrook-Kingswood								
38	Oren Milstein	K	5-7	165	5th	Boca Raton, Fla.	American Heritage								
39	Javan Rice	K	6-2	201	Jr.	Miami, Fla.	Belen Jesuit Prep								
41	Elijah McAllister	LB	6-6	245	Jr.	Rumson, N.J.	Rumson Fair Haven								
42	Camden Coleman	DB	6-1	207	Jr.	Champaign, Ill.	University Laboratory								
43	Tré Brown	DL	5-10	200	So.	Loganville, Ga.	Grayson								
44	Christian James	DL	6-4	250	So.	Memphis, Tenn.	Christian Brothers								
45	Griffin Lampton	LB	6-3	226	Fr.	Wellington, Fla.	St. Thomas Aquinas								
46	Michael Spencer	LB	6-4	249	Fr.	Union, Ky.	The Taft School								
47	Wes Farley	K	6-1	185	Jr.	New Canaan, Conn.	New Canaan								
48	Andre Mintze	LB	6-3	246	5th	Philadelphia, Pa.	Imhotep Institute								
49	Zach Drevno	LS	6-0	218	Jr.	Saline, Mich.	Saline								
50	Ethan Barr	LB	6-3	236	Fr.	Flower Mound, Texas	Marcus								
51	Luke Blanton	LB	6-2	237	Jr.	Dallas, Texas	Highland Park								
52	Kevo Wesley	OL	6-4	296	Fr.	Chicago, Ill.	Curie								
52	Alex Brown	LB	6-2	243	Jr.	San Antonio, Texas	Claudia Taylor Johnson								
53	Tommy Eckels	LB	6-2	229	Fr.	Kansas City, Mo.	Rockhurst								

## Pronunciation Guide

0	Coppet, Frank	COP-ett
2	Abdur-Rahman, Amir	ah-MEER ub-DUR ruh-MAN
3	Marlow, Ja'Veon	jay-VEE-on
6	Jeudy-Lally, Gabe	judy-lol-lee
9	Davis, Daevion	day-VEE-on
10	Odeyingbo, Dayo	DYE-oh oh-DANG-bow
14	Boddie, Devin	body
17	Afumei, Feleti	fah-LAH-tee ah-FUH-moo-ee
21	Henry-Brooks, Keyon	key-on
24	Orji, Alston	OR-jee
26	Orji, Anfernee	OR-jee
32	Wakefield, Jamauri	jah-MAR-ee
48	Mintze, Andre	mence
49	Drevno, Zach	DREV-no
58	Schelling, Wesley	SHELL-ing
77	Mignone, Connor	min-YAWN
83	Ku, Conley	coup
88	Owusu, Michael	oh-WOO-sue
94	Reitmaier, Rutger	RIGHT-meyer
99	Langham, Malik	MUH-leak

# Academic Roster


No.	Name	Pos.	Ht.	Wt.	Cl.	Major	No.	Name	Pos.	Ht.	Wt.	Cl.	Major
24	Alston Orji	LB	6-2	245	Jr.	American Studies	2	Amir Abdur-Rahman	WR	6-4	217	Jr.	Medicine, Health and Society
5	DC Williams	CB	5-11	193	Sr.	American Studies	86	Ben Bresnahan	TE	6-4	244	Jr.	Medicine, Health and Society
95	Harrison Smith	P	5-10	188	Jr.	Biological Sciences • Classical and Mediterranean Studies	78	Bryce Bailey	OL	6-5	306	Sr.	Medicine, Health and Society
7	Dimitri Moore	LB	6-3	234	Sr.	Cinema and Media Arts	9	Daevion Davis	DL	6-2	285	So.	Medicine, Health and Society
52	Alex Brown	LB	6-2	243	Jr.	Communication Studies	0	Frank Coppet	S	5-11	190	Sr.	Medicine, Health and Society
15	Danny Clark	QB	6-4	232	Jr.	Communication Studies	4	James Bostic III	WR	6-3	217	Sr.	Medicine, Health and Society
97	Lorenza Surgers	DL	6-5	258	Jr.	Communications Studies	13	Brendon Harris	S	6-1	212	Jr.	Medicine, Health and Society
26	Anfernee Orji	LB	6-2	224	So.	Computer Engineering	66	Cameron Robinson	DL	6-0	302	Sr.	Medicine, Health and Society
67	Trent Weaver	OL	6-3	290	Fr.	Computer Engineering	33	Dashaun Jerkins	S	6-0	190	Jr.	Medicine, Health and Society
8	Ken Seals	QB	6-3	218	Fr.	Computer Science	10	Dayo Odeyingbo	DL	6-6	276	Sr.	Medicine, Health and Society
27	Ryan McCord	CB	6-1	180	Fr.	Computer Science	41	Elijah McAllister	LB	6-6	245	Jr.	Medicine, Health and Society
58	Wesley Schelling	LS	6-5	245	Fr.	Computer Science	6	Jeremy Moussa	QB	6-3	219	Jr.	Medicine, Health and Society
61	Jonah Buchanan	OL	6-4	291	Sr.	Computer Science • Mathematics	99	Malik Langham	DL	6-5	290	Jr.	Medicine, Health and Society
77	Connor Mignone	OL	6-4	302	5th	Data Science (Grad)	88	Michael Owusu	LB	6-5	240	Sr.	Medicine, Health and Society
74	Cole Clemens	OL	6-6	344	Sr.	Economics	28	Allan George	CB	6-1	187	Sr.	Medicine, Health and Society
39	Javan Rice	K	6-2	201	Jr.	Economics	48	Andre Mintze	LB	6-3	246	5th	Medicine, Health and Society (Grad)
51	Luke Blanton	LB	6-2	237	Jr.	Economics	15	Elijah Hamilton	CB	6-2	205	5th	Medicine, Health and Society (Grad)
65	Michael Warden	OL	6-2	289	Jr.	Economics	93	Tolu Thomas-Ailara	DL	6-3	252	Jr.	Neuroscience
25	Mitchell Pryor	RB	6-1	220	Jr.	Economics	37	Pierson Cooke	K/P	6-0	194	Jr.	Political Science
95	Raashaan Wilkins Jr.	DL	6-3	307	Jr.	Economics	42	Camden Coleman	DB	6-1	207	Jr.	Psychology
17	Keithian Starling Jr.	WR	6-0	185	Sr.	Engineering Science	3	Ja'Veon Marlow	RB	5-11	195	Jr.	Psychology
69	Brayden Bapst	OL	6-6	300	So.	Human and Organizational Development	8	Alex Williams	DL	6-6	260	So.	Sociology
7	Cam Johnson	WR	6-0	198	Jr.	Human and Organizational Development	16	BJ Anderson	CB	6-1	190	Jr.	Sociology
17	Feleti Afemui	LB	6-3	244	Sr.	Human and Organizational Development	19	Chris Pierce Jr.	WR	6-4	231	Sr.	Sociology
10	Gavin Schoenwald	TE	6-4	237	Jr.	Human and Organizational Development	13	Jackson Winrow	WR	6-1	213	5th	Sociology
63	Grant Miller	OL	6-4	297	Sr.	Human and Organizational Development	73	Jonathan Stewart	OL	6-7	324	Sr.	Sociology
12	Jack Bowen	QB	6-0	187	Jr.	Human and Organizational Development	4	Randall Haynie	CB	6-0	185	Sr.	Sociology
23	Jaylen Mahoney	CB	5-11	185	So.	Human and Organizational Development	94	Rutger Reitmaier	DL	6-3	266	Jr.	Sociology
85	Joel DeCoursey	TE	6-4	245	So.	Human and Organizational Development	12	Brayden DeVault-Smith	LB	6-3	227	Sr.	Sociology Studies
35	Kyle White	TE	6-0	215	Jr.	Human and Organizational Development	72	Dan Dawkins	OL	6-3	308	Jr.	Sociology Studies
14	Maxwell Worship	S	6-1	206	Jr.	Human and Organizational Development	31	AJ Walsh	LB	6-5	232	Fr.	Undeclared
54	Tyler Steen	OL	6-5	317	Jr.	Human and Organizational Development	75	Ben Cox	OL	6-5	292	Fr.	Undeclared
47	Wes Farley	K	6-1	185	Jr.	Human and Organizational Development	70	Bradley Ashmore	OL	6-6	294	Fr.	Undeclared
49	Zach Drevno	LS	6-0	218	Jr.	Human and Organizational Development	22	Chase Lloyd	DB	6-2	207	Fr.	Undeclared
6	Gabe Jeudy-Lally	CB	6-1	180	So.	Human and Organizational Development • Sociology	44	Christian James	DL	6-4	250	So.	Undeclared
59	Scott Meyer	LS	6-1	224	5th	Leadership and Organizational Performance (Grad)	83	Conley Ku	WR	5-9	165	Fr.	Undeclared
21	Kenny Hebert	LB	6-4	232	Sr.	Learning, Diversity and Urban Studies (Grad)	92	Derek Green	DL	6-5	320	So.	Undeclared
11	Tyrell Alexander	WR	6-1	184	5th	Learning, Diversity and Urban Studies (Grad)	30	De'Rickey Wright	ATH	6-4	207	Fr.	Undeclared
90	Cameron Tidd	DL	6-3	295	5th	Marketing (Grad)	14	Devin Boddie Jr.	WR	5-11	168	So.	Undeclared
57	Drew Birchmeier	OL	6-4	300	5th	Marketing (Grad)	89	Diego LaMonica	TE	6-4	230	Fr.	Undeclared
32	Jamauri Wakefield	RB	6-1	223	5th	Marketing (Grad)	71	Donald Fitzgerald	OL	6-8	305	So.	Undeclared
16	Mac Hereford	WR	6-1	216	5th	Marketing (Grad)	1	Donovan Kaufman	DB	5-10	197	Fr.	Undeclared
38	Oren Milstein	K	5-7	165	5th	Marketing (Grad)	50	Ethan Barr	LB	6-3	236	Fr.	Undeclared
64	Stephen Spanellis	OL	6-5	300	5th	Marketing (Grad)	45	Griffin Lampton	LB	6-3	226	Fr.	Undeclared
							29	Jack Barton	S/LB	6-0	201	Fr.	Undeclared
							36	Jared Wheatley	P	6-1	190	So.	Undeclared
							68	Jason Brooks, Jr.	OL	6-4	275	Fr.	Undeclared
							88	Jayden Harrison	WR	5-10	191	So.	Undeclared
							62	Julian Hernandez	OL	6-4	312	So.	Undeclared
							84	Justin Ball	TE	6-6	232	So.	Undeclared
							11	Justin Harris	S	6-1	194	So.	Undeclared
							52	Kevo Wesley	OL	6-4	296	Fr.	Undeclared
							21	Keyon Henry-Brooks	RB	6-1	200	So.	Undeclared
							18	Logan Kyle	WR	6-3	207	Fr.	Undeclared
							46	Michael Spencer	LB	6-4	249	Fr.	Undeclared
							5	Mike Wright	QB	6-3	187	Fr.	Undeclared
							96	Nate Clifton	DL	6-5	267	So.	Undeclared
							9	Rocko Griffin	RB	5-9	205	Fr.	Undeclared
							53	Tommy Eckels	LB	6-2	229	Fr.	Undeclared
							43	Tré Brown	LB	5-10	200	So.	Undeclared
							81	Will Sheppard	WR	6-3	190	Fr.	Undeclared

# Geographical Roster

No.	Name	Pos.	Ht.	Wt.	Cl.	Hometown/High School	No.	Name	Pos.	Ht.	Wt.	Cl.	Hometown/High School
16	Mac Hereford	WR	6-1	216	5th	Birmingham, Ala./Woodberry Forest	64	Stephen Spanellis	OL	6-5	300	5th	Baltimore, Md./Gilman School
9	Daevion Davis	DL	6-2	285	So.	Madison, Ala./James Clemens	84	Justin Ball	TE	6-6	232	So.	Glenn Dale, Md./Gonzaga Prep
66	Cameron Robinson	DL	6-0	302	Sr.	Mobile, Ala./Murphy							
99	Malik Langham	DL	6-5	290	Jr.	Huntsville, Ala./Lee	12	Jack Bowen	QB	6-0	187	Jr.	Grand Rapids, Mich./Catholic Central
28	Allan George	CB	6-1	187	Sr.	Andalusia, Ala./Andalusia	49	Zach Drevno	LS	6-0	218	Jr.	Saline, Mich./Saline
16	BJ Anderson	CB	6-1	190	Jr.	Andalusia, Ala./Andalusia	37	Pierson Cooke	K/P	6-0	194	Jr.	Bloomfield Hills, Mich./Cranbrook-Kingswood
30	De'Rickey Wright	ATH	6-4	207	Fr.	Gadsden, Ala./Gadsden City	31	AJ Walsh	LB	6-5	232	Fr.	Mattawan, Mich./Mattawan
11	Justin Harris	S	6-1	194	So.	Attalla, Ala./Etowah							
35	Kyle White	TE	6-0	215	Jr.	Scottsdale, Ariz./Notre Dame Prep	67	Trent Weaver	OL	6-3	290	Fr.	St. Louis, Mo./St. Louis University School
							53	Tommy Eckels	LB	6-2	229	Fr.	Kansas City, Mo./Rockhurst
6	Jeremy Moussa	QB	6-3	219	Jr.	Chino Hills, Calif./Eleanor Roosevelt	97	Lorenza Surgers	DL	6-5	258	Jr.	Cary, N.C./Panther Creek
88	Michael Owusu	LB	6-5	240	Sr.	Oxnard, Calif./Oaks Christian	6	Gabe Jeudy-Lally	CB	6-1	180	So.	Charlotte, N.C./Ardrey Kell
							92	Derek Green	DL	6-5	320	So.	Richlands, N.C./Southwest
77	Connor Mignone	OL	6-4	302	5th	Redding, Conn./Joel Barlow	36	Jared Wheatley	P	6-1	190	So.	Indian Trail, N.C./Porter Ridge
25	Mitchell Pryor	RB	6-1	220	Jr.	Darien, Conn./Darien							
47	Wes Farley	K	6-1	185	Jr.	New Canaan, Conn./New Canaan	41	Elijah McAllister	LB	6-6	245	Jr.	Rumson, N.J./Rumson Fair Haven
69	Brayden Bapst	OL	6-6	300	So.	Washington, D.C./St. John's College	72	Dan Dawkins	OL	6-3	308	Jr.	Staten Island, N.Y./The Peddie School
5	DC Williams	CB	5-11	193	Sr.	Miami, Fla./St. Thomas Aquinas	15	Danny Clark	QB	6-4	232	Jr.	Akron, Ohio/Archbishop Hoban
39	Javan Rice	K	6-2	201	Jr.	Miami, Fla./Belen Jesuit Prep	65	Michael Warden	OL	6-2	289	Jr.	Loveland, Ohio/Summit Country Day
63	Grant Miller	OL	6-4	297	Sr.	Fort Lauderdale, Fla./St. Thomas Aquinas	8	Alex Williams	DL	6-6	260	So.	Akron, Ohio/Pickerington North
14	Maxwell Worship	S	6-1	206	Jr.	Fort Lauderdale, Fla./Cardinal Gibbons							
54	Tyler Steen	OL	6-5	317	Jr.	Miami, Fla./St. Thomas Aquinas	13	Jackson Winrow	WR	6-1	213	5th	Shawnee, Okla./Shawnee
32	Jamauri Wakefield	RB	6-1	223	5th	Jacksonville, Fla./Providence							
38	Oren Milstein	K	5-7	165	5th	Boca Raton, Fla./American Heritage	48	Andre Mintze	LB	6-3	246	5th	Philadelphia, Pa./Imhotep Institute
0	Frank Coppet	S	5-11	190	Sr.	Fort Lauderdale, Fla./St. Thomas Aquinas							
4	James Bostic III	WR	6-3	217	Sr.	Fort Lauderdale, Fla./Cardinal Gibbons	23	Jaylen Mahoney	CB	5-11	185	So.	Rock Hill, S.C./South Pointe
3	Ja'Veon Marlow	RB	5-11	195	Jr.	Winter Haven, Fla./Winter Haven							
4	Randall Haynie	CB	6-0	185	Sr.	Fort Lauderdale, Fla./Cardinal Gibbons	95	Harrison Smith	P	5-10	188	Jr.	Franklin, Tenn./Brentwood Academy
70	Bradley Ashmore	OL	6-6	294	Fr.	Neptune Beach, Fla./Fletcher Senior	58	Wesley Schelling	LS	6-5	245	Fr.	Nashville, Tenn./Pearl-Cohn
89	Diego LaMonica	TE	6-4	230	Fr.	Miami, Fla./Gulliver Prep	17	Keithian Starling Jr.	WR	6-0	185	Sr.	Nashville, Tenn./Nashville Christian
45	Griffin Lampton	LB	6-3	226	Fr.	Wellington, Fla./St. Thomas Aquinas	7	Cam Johnson	WR	6-0	198	Jr.	Brentwood, Tenn./Brentwood Academy
62	Julian Hernandez	OL	6-4	312	So.	Davie, Fla./St. Thomas Aquinas	10	Gavin Schoenwald	TE	6-4	237	Jr.	Brentwood, Tenn./Brentwood Academy
							13	Brendon Harris	S	6-1	212	Jr.	Chattanooga, Tenn./Baylor School
59	Scott Meyer	LS	6-1	224	5th	Alpharetta, Ga./Blessed Trinity Catholic	94	Rutger Reitmaier	DL	6-3	266	Jr.	Nashville, Tenn./Lipscomb Academy
2	Amir Abdur-Rahman	WR	6-4	217	Jr.	Atlanta, Ga./Mays	12	Brayden DeVault-Smith	LB	6-3	227	Sr.	Nashville, Tenn./Pearl-Cohn
86	Ben Bresnahan	TE	6-4	244	Jr.	Cumming, Ga./West Forsyth	44	Christian James	DL	6-4	250	So.	Memphis, Tenn./Christian Brothers
15	Elijah Hamilton	CB	6-2	205	5th	Roswell, Ga./Blessed Trinity Catholic	14	Devin Boddie Jr.	WR	5-11	168	So.	Memphis, Tenn./Whitehaven
73	Jonathan Stewart	OL	6-7	324	Sr.	Lawrenceville, Ga./Mountain View	71	Donald Fitzgerald	OL	6-8	305	So.	Nashville, Tenn./Hillsboro
22	Chase Lloyd	DB	6-2	207	Fr.	Atlanta, Ga./Westlake	88	Jayden Harrison	WR	5-10	191	So.	Nashville, Tenn./Pearl-Cohn
21	Keyon Henry-Brooks	RB	6-1	200	So.	Powder Springs, Ga./Kennesaw Mountain	96	Nate Clifton	DL	6-5	267	So.	La Vergne, Tenn./Brentwood Academy
5	Mike Wright	QB	6-3	187	Fr.	Fayetteville, Ga./Woodward Academy							
9	Rocko Griffin	RB	5-9	205	Fr.	Rincon, Ga./South Effingham	24	Alston Orji	LB	6-2	245	Jr.	Rockwall, Texas/Rockwall
43	Tré Brown	LB	5-10	200	So.	Loganville, Ga./Grayson	7	Dimitri Moore	LB	6-3	234	Sr.	Cedar Hill, Texas/Cedar Hill
							52	Alex Brown	LB	6-2	243	Jr.	San Antonio, Texas/Claudia Taylor Johnson
61	Jonah Buchanan	OL	6-4	291	Sr.	Honolulu, Hawaii/Iolani	26	Anfernee Orji	LB	6-2	224	So.	Rockwall, Texas/Rockwall
17	Feleti Afemui	LB	6-3	244	Sr.	Kihei, Hawaii/Maui	8	Ken Seals	QB	6-3	218	Fr.	Azle, Texas/Weatherford
							27	Ryan McCord	CB	6-1	180	Fr.	Dallas, Texas/Saint Mark's
95	Raashaan Wilkins Jr.	DL	6-3	307	Jr.	Chicago, Ill./Mt. Carmel	51	Luke Blanton	LB	6-2	237	Jr.	Dallas, Texas/Highland Park
93	Tolu Thomas-Ailara	DL	6-3	252	Jr.	Chicago Heights, Ill./Marian Catholic	11	Tyrell Alexander	WR	6-1	184	5th	Lancaster, Texas/Lancaster
42	Camden Coleman	DB	6-1	207	Jr.	Champaign, Ill./University Laboratory	10	Dayo Odeyingbo	DL	6-6	276	Sr.	Irving, Texas/Carrollton Ranchview
52	Kevo Wesley	OL	6-4	296	Fr.	Chicago, Ill./Curie	50	Ethan Barr	LB	6-3	236	Fr.	Flower Mound, Texas/Marcus
							29	Jack Barton	S/LB	6-0	201	Fr.	Dallas, Texas/Jesuit
85	Joel DeCoursey	TE	6-4	245	So.	Zionsville, Ind./Zionsville Community	68	Jason Brooks, Jr.	OL	6-4	275	Fr.	Houston, Texas/Dobie
90	Cameron Tidd	DL	6-3	295	5th	Greenwood, Ind./Center Grove	18	Logan Kyle	WR	6-3	207	Fr.	Cypress, Texas/Tomball Memorial
78	Bryce Bailey	OL	6-5	306	Sr.	Newburgh, Ind./Castle							
46	Michael Spencer	LB	6-4	249	Fr.	Union, Ky./The Taft School	74	Cole Clemens	OL	6-6	344	Sr.	South Jordan, Utah/Bingham
21	Kenny Hebert	LB	6-4	232	Sr.	New Orleans, La./Holy Cross	57	Drew Birchmeier	OL	6-4	300	5th	Midlothian, Va./Cosby
1	Donovan Kaufman	DB	5-10	197	Fr.	New Orleans, La./Archbishop Rummel	33	Dashaun Jerkins	S	6-0	190	Jr.	Woodbridge, Va./Woodbridge
81	Will Sheppard	WR	6-3	190	Fr.	Mandeville, La./Mandeville	19	Chris Pierce Jr.	WR	6-4	231	Sr.	Smithfield, Va./Smithfield
							75	Ben Cox	OL	6-5	292	Fr.	Radford, Va./Radford
							83	Conley Ku	WR	5-9	165	Fr.	Fairfax, Va./Falls Church




## Student-Athlete Profiles

QB		<b>8 • KEN SEALS • 6-3 • 218 • Fr. • Azle, Texas • Weatherford</b>	<table><tr><th>PASSING</th><th>G</th><th>Comp</th><th>Att</th><th>Pct</th><th>Yards</th><th>TDs</th><th>Int</th><th>Long</th></tr><tr><td>2020</td><td>3</td><td>48</td><td>78</td><td>61.5</td><td>411</td><td>3</td><td>4</td><td>40</td></tr><tr><td>TOTAL</td><td>3</td><td>48</td><td>78</td><td>61.5</td><td>411</td><td>3</td><td>4</td><td>40</td></tr></table>	PASSING	G	Comp	Att	Pct	Yards	TDs	Int	Long	2020	3	48	78	61.5	411	3	4	40	TOTAL	3	48	78	61.5	411	3	4	40															
		PASSING		G	Comp	Att	Pct	Yards	TDs	Int	Long																																		
		2020		3	48	78	61.5	411	3	4	40																																		
TOTAL	3	48	78	61.5	411	3	4	40																																					
<ul style="list-style-type: none"><li>• Majoring in computer science</li><li>• Third true freshman quarterback to start a season opener in the SEC since 1972</li><li>• Fifth Vanderbilt true freshman quarterback to eclipse 100 passing yards in a game</li><li>• Fourth true freshman since 2012 to make first two starts against top-20 foes</li><li>• Nation's 17th-best pro-style quarterback by Rivals.com</li><li>• 2019 Mr. Texas Football semifinalist</li></ul>																																													
QB		<b>15 • DANNY CLARK • 6-4 • 232 • Jr. • Akron, Ohio • Archbishop Hoban</b>																																											
		<ul style="list-style-type: none"><li>• Majoring in communication studies</li><li>• Four-star recruit by ESPN.com and Scout.com as a prep senior at Archbishop Hoban (Ohio)</li><li>• Left-handed signal caller for Copiah-Lincoln (Mississippi) who passed for 2,166 yards and 18 touchdowns in 2019</li><li>• Averaged 240.7 yards/game in nine appearances at Copiah Lincoln</li><li>• Signed with Kentucky following outstanding Ohio prep career</li><li>• Ranked among nation's top 20 senior quarterbacks by Scout.com following high school</li></ul>																																											
QB		<b>5 • MIKE WRIGHT • 6-3 • 187 • Fr. • Fayetteville, Ga. • Woodward Academy</b>	<table><tr><th>PASSING</th><th>G</th><th>Comp</th><th>Att</th><th>Pct</th><th>Yards</th><th>TDs</th><th>Int</th><th>Long</th></tr><tr><td>2020</td><td>3</td><td>1</td><td>3</td><td>33.3</td><td>25</td><td>0</td><td>1</td><td>25</td></tr><tr><td>TOTAL</td><td>3</td><td>1</td><td>3</td><td>33.3</td><td>25</td><td>0</td><td>1</td><td>25</td></tr></table>	PASSING	G	Comp	Att	Pct	Yards	TDs	Int	Long	2020	3	1	3	33.3	25	0	1	25	TOTAL	3	1	3	33.3	25	0	1	25															
		PASSING		G	Comp	Att	Pct	Yards	TDs	Int	Long																																		
		2020		3	1	3	33.3	25	0	1	25																																		
TOTAL	3	1	3	33.3	25	0	1	25																																					
<ul style="list-style-type: none"><li>• Undecided on a major</li><li>• Completed first career pass against South Carolina with a 25-yard strike</li><li>• Registered three carries for seven yards against No. 20/17 LSU</li><li>• Nation's 23rd-ranked dual-style quarterback by Rivals</li><li>• Georgia's 38th-ranked prospect by Rivals</li><li>• School's 200-meter dash school record holder</li></ul>																																													
RB		<b>3 • JA'VEON MARLOW • 5-11 • 195 • Jr. • Winter Haven, Fla. • Winter Haven</b>	<table><tr><th>RUSHING</th><th>G</th><th>Att</th><th>Yards</th><th>Avg.</th><th>TD</th><th>Long</th></tr><tr><td>2020</td><td>2</td><td>33</td><td>148</td><td>4.5</td><td>0</td><td>22</td></tr><tr><td>2019</td><td>8</td><td>10</td><td>42</td><td>4.2</td><td>0</td><td>8</td></tr><tr><td>2018</td><td>4</td><td>5</td><td>46</td><td>9.2</td><td>0</td><td>18</td></tr><tr><td>TOTAL</td><td>14</td><td>48</td><td>236</td><td>4.9</td><td>0</td><td>22</td></tr></table>	RUSHING	G	Att	Yards	Avg.	TD	Long	2020	2	33	148	4.5	0	22	2019	8	10	42	4.2	0	8	2018	4	5	46	9.2	0	18	TOTAL	14	48	236	4.9	0	22							
		RUSHING		G	Att	Yards	Avg.	TD	Long																																				
		2020		2	33	148	4.5	0	22																																				
2019	8	10	42	4.2	0	8																																							
2018	4	5	46	9.2	0	18																																							
TOTAL	14	48	236	4.9	0	22																																							
<ul style="list-style-type: none"><li>• Majoring in psychology</li><li>• Set career highs in both attempts and yards with 17 carries and 83 yards against No. 20/17 LSU</li><li>• Burst for a career-long 22 yard run in the home opener with the Tigers</li><li>• Ranks fourth nationally in rushing yards against ranked teams this season (148)</li><li>• Gained 42 yards on 10 carries in 2019</li><li>• Three-sport star in high school (football, weightlifting, track and field)</li></ul>																																													
RB		<b>32 • JAMAURI WAKEFIELD • 6-1 • 223 • 5th Year • Jacksonville, Fla. • Providence</b>	<table><tr><th>RUSHING</th><th>G</th><th>Att</th><th>Yards</th><th>Avg.</th><th>TD</th><th>Long</th></tr><tr><td>2020</td><td>3</td><td>37</td><td>116</td><td>3.1</td><td>0</td><td>15</td></tr><tr><td>2019</td><td>1</td><td>1</td><td>7</td><td>7.0</td><td>0</td><td>7</td></tr><tr><td>2018</td><td>11</td><td>78</td><td>353</td><td>4.5</td><td>2</td><td>26</td></tr><tr><td>2017</td><td>11</td><td>28</td><td>115</td><td>4.1</td><td>0</td><td>13</td></tr><tr><td>TOTAL</td><td>26</td><td>144</td><td>591</td><td>4.1</td><td>2</td><td>26</td></tr></table>	RUSHING	G	Att	Yards	Avg.	TD	Long	2020	3	37	116	3.1	0	15	2019	1	1	7	7.0	0	7	2018	11	78	353	4.5	2	26	2017	11	28	115	4.1	0	13	TOTAL	26	144	591	4.1	2	26
		RUSHING		G	Att	Yards	Avg.	TD	Long																																				
		2020		3	37	116	3.1	0	15																																				
2019	1	1	7	7.0	0	7																																							
2018	11	78	353	4.5	2	26																																							
2017	11	28	115	4.1	0	13																																							
TOTAL	26	144	591	4.1	2	26																																							
<ul style="list-style-type: none"><li>• Pursuing a graduate degree in marketing</li><li>• Returned to action in 2020 season opener after suffering a season-ending injury in 2019</li><li>• Averaged 4.5 yards/carry as redshirt sophomore in 2018</li><li>• Rushed for 74 yards at Kentucky and 72 yards against South Carolina in 2018</li><li>• Consensus three-star prospect out of high school</li><li>• Three-sport star in high school (football, basketball, track and field)</li></ul>																																													
RB		<b>21 • KEYON HENRY-BROOKS • 6-1 • 205 • So. • Powder Springs, Ga. • Kennesaw Mountain</b>	<table><tr><th>RUSHING</th><th>G</th><th>Att</th><th>Yards</th><th>Avg.</th><th>TD</th><th>Long</th></tr><tr><td>2020</td><td>1</td><td>13</td><td>72</td><td>5.5</td><td>0</td><td>17</td></tr><tr><td>2019</td><td>11</td><td>56</td><td>252</td><td>4.4</td><td>1</td><td>61</td></tr><tr><td>TOTAL</td><td>12</td><td>69</td><td>324</td><td>4.7</td><td>1</td><td>61</td></tr></table>	RUSHING	G	Att	Yards	Avg.	TD	Long	2020	1	13	72	5.5	0	17	2019	11	56	252	4.4	1	61	TOTAL	12	69	324	4.7	1	61														
		RUSHING		G	Att	Yards	Avg.	TD	Long																																				
		2020		1	13	72	5.5	0	17																																				
2019	11	56	252	4.4	1	61																																							
TOTAL	12	69	324	4.7	1	61																																							
<ul style="list-style-type: none"><li>• Undecided on a major</li><li>• Returned to action in the matchup against South Carolina after missing the first two games of 2020</li><li>• Registered 13 carries for a career-best 72 yards on the ground against the Gamecocks</li><li>• Leading returning rusher on the Commodores (252 yards) from 2019</li><li>• First collegiate touchdown came on 61-yard carry against Northern Illinois</li><li>• Rushed for 3,569 yards and compiled 36 touchdowns at Kennesaw Mountain, north of Atlanta</li></ul>																																													
TE		<b>86 • BEN BRESNAHAN • 6-4 • 244 • Jr. • Cumming, Ga. • West Forsyth</b>	<table><tr><th>RECEPTIONS</th><th>G</th><th>Rec.</th><th>Yards</th><th>Avg.</th><th>TDs</th><th>Long</th><th>Avg.G</th></tr><tr><td>2020</td><td>3</td><td>11</td><td>97</td><td>8.8</td><td>1</td><td>23</td><td>32.3</td></tr><tr><td>2019</td><td>11</td><td>7</td><td>105</td><td>15.0</td><td>0</td><td>26</td><td>9.5</td></tr><tr><td>TOTAL</td><td>14</td><td>18</td><td>202</td><td>11.2</td><td>1</td><td>26</td><td>14.4</td></tr></table>	RECEPTIONS	G	Rec.	Yards	Avg.	TDs	Long	Avg.G	2020	3	11	97	8.8	1	23	32.3	2019	11	7	105	15.0	0	26	9.5	TOTAL	14	18	202	11.2	1	26	14.4										
		RECEPTIONS		G	Rec.	Yards	Avg.	TDs	Long	Avg.G																																			
		2020		3	11	97	8.8	1	23	32.3																																			
2019	11	7	105	15.0	0	26	9.5																																						
TOTAL	14	18	202	11.2	1	26	14.4																																						
<ul style="list-style-type: none"><li>• Majoring in medicine, health and society</li><li>• Team leader in receptions with 11 on the season</li><li>• Recorded a career-high five catches for 38 yards against South Carolina</li><li>• Hauled in first career touchdown against No. 20/17 LSU</li><li>• Played in 11 games in 2019 and earned starts against Florida and Tennessee</li><li>• A three-time all-region selection at West Forsyth</li></ul>																																													
TE		<b>10 • GAVIN SCHOENWALD • 6-4 • 237 • Jr. • Brentwood, Tenn. • Brentwood Academy</b>	<table><tr><th>RECEPTIONS</th><th>G</th><th>Rec.</th><th>Yards</th><th>Avg.</th><th>TDs</th><th>Long</th><th>Avg.G</th></tr><tr><td>2020</td><td>3</td><td>0</td><td>0</td><td>0.0</td><td>0</td><td>0</td><td>0.0</td></tr><tr><td>2019</td><td>11</td><td>0</td><td>0</td><td>0.0</td><td>0</td><td>0</td><td>0.0</td></tr><tr><td>TOTAL</td><td>14</td><td>0</td><td>0</td><td>0.0</td><td>0</td><td>0</td><td>0.0</td></tr></table>	RECEPTIONS	G	Rec.	Yards	Avg.	TDs	Long	Avg.G	2020	3	0	0	0.0	0	0	0.0	2019	11	0	0	0.0	0	0	0.0	TOTAL	14	0	0	0.0	0	0	0.0										
		RECEPTIONS		G	Rec.	Yards	Avg.	TDs	Long	Avg.G																																			
		2020		3	0	0	0.0	0	0	0.0																																			
2019	11	0	0	0.0	0	0	0.0																																						
TOTAL	14	0	0	0.0	0	0	0.0																																						
<ul style="list-style-type: none"><li>• Majoring in human and organizational development</li><li>• Played in 11 games in 2019, primarily as a member of the special teams units</li><li>• Prepped at nearby Brentwood Academy and was an all-state quarterback in 2017</li><li>• Rated as the No. 6 tight end nationally by ESPN.com</li><li>• Guided Brentwood to a 12-0 record in 2017 as the starting quarterback</li><li>• Led team to three state basketball titles</li></ul>																																													
TE		<b>84 • JUSTIN BALL • 6-6 • 232 • So. • Glenn Dale, Md. • Gonzaga Prep</b>	<table><tr><th>RECEPTIONS</th><th>G</th><th>Rec.</th><th>Yards</th><th>Avg.</th><th>TDs</th><th>Long</th><th>Avg.G</th></tr><tr><td>2020</td><td>3</td><td>1</td><td>-3</td><td>-3.0</td><td>0</td><td>0</td><td>-1.0</td></tr><tr><td>TOTAL</td><td>3</td><td>1</td><td>-3</td><td>-3.0</td><td>0</td><td>0</td><td>-1.0</td></tr></table>	RECEPTIONS	G	Rec.	Yards	Avg.	TDs	Long	Avg.G	2020	3	1	-3	-3.0	0	0	-1.0	TOTAL	3	1	-3	-3.0	0	0	-1.0																		
		RECEPTIONS		G	Rec.	Yards	Avg.	TDs	Long	Avg.G																																			
		2020		3	1	-3	-3.0	0	0	-1.0																																			
TOTAL	3	1	-3	-3.0	0	0	-1.0																																						
<ul style="list-style-type: none"><li>• Undecided on a major</li><li>• Made collegiate debut in the season opener against No. 10/11 Texas A&amp;M</li><li>• Started first three games of 2020</li><li>• Did not see action as a freshman in 2019</li><li>• Three-star prospect by ESPN.com and 247Sports.com</li><li>• Born in Washington D.C.</li></ul>																																													

## Student-Athlete Profiles

WR




**11 • TYRELL ALEXANDER • 6-1 • 184 • 5th • Lancaster, Texas • Lancaster**

- Pursuing a graduate degree in learning, diversity and urban studies
- Three-year letterwinner at Oklahoma State
- Made Vanderbilt debut at No. 10/11 Texas A&M
- Special teams regular in 2018 and 2019 with the Cowboys
- Appeared in six games at wide receiver in 2017
- Hauled in a 56-yard touchdown against Kansas in 2017

RECEPTIONS	G	Rec.	Yards	Avg.	TDs	Long	Avg.G
2020	3	2	11	5.5	0	6	3.7
TOTAL	3	2	11	5.5	0	6	3.7

WR




**7 • CAM JOHNSON • 6-0 • 198 • Jr. • Brentwood, Tenn. • Brentwood Academy**

- Majoring in human and organizational development
- Reeled in first touchdown grab of 2020 against South Carolina with a 22-yard reception
- Hauled in a career-long 40-yard pass in home opener against No. 20/17 LSU
- Commodores leading returning receiver (316 yards) from 2019
- Posted three catches for 31 yards and first career touchdown at Purdue in 2019
- Played four games as freshman in 2018 before injury curtailed his season

RECEPTIONS	G	Rec.	Yards	Avg.	TDs	Long	Avg.G
2020	3	9	127	14.1	1	40	42.3
2019	12	30	316	10.5	3	28	26.3
2018	4	4	45	11.2	0	14	11.2
TOTAL	19	43	488	11.3	4	40	25.7

WR




**19 • CHRIS PIERCE JR. • 6-4 • 231 • Sr. • Smithfield, Va. • Smithfield**

- Majoring in sociology
- Started eight games and played in all 12 at wide receiver in 2019
- Had 133 receiving yards on three catches at Purdue
- Football and basketball star at Smithfield High School in southeast Virginia
- Four-year starter on prep football team
- Enjoys boxing

RECEPTIONS	G	Rec.	Yards	Avg.	TDs	Long	Avg.G
2020	3	3	29	9.7	0	19	9.6
2019	12	14	244	17.4	1	75	20.4
2018	13	13	128	9.8	1	20	9.5
2017	9	0	0	0	0	0	0
TOTAL	37	30	401	13.4	2	75	10.8

WR




**4 • JAMES BOSTIC III • 6-3 • 217 • Sr. • Fort Lauderdale, Fla. • Cardinal Gibbons**

- Majoring in medicine, health and society
- Made 2020 debut against South Carolina
- Played in 12 games in 2019, catching 11 passes for 112 yards (10.2 yards/catch)
- Finished with a year-high four grabs for 36 yards against UNLV in 20219
- Played in six games in 2018, making collegiate debut at Notre Dame
- A three-star prospect out of Cardinal Gibbons

RECEPTIONS	G	Rec.	Yards	Avg.	TDs	Long	Avg.G
2020	1	0	0	0.0	0	0	0.0
2019	12	11	112	10.2	0	17	10.2
2018	6	0	0	0.0	0	0	0.0
TOTAL	19	11	112	10.2	0	17	6.2

WR




**2 • AMIR ABDUR-RAHMAN • 6-4 • 217 • Jr. • Atlanta, Ga. • Mays**

- Majoring in medicine, health and society
- Registered career highs in both receptions (5) and receiving yards (72) at No. 10/11 Texas A&M
- Hauled in second career touchdown in the season opener against the Aggies
- Played in 13 games as a true freshman in 2018
- Caught a career-long 52-yard catch versus Baylor in the 2018 Texas Bowl
- A three-sport athlete at Mays (football, track and field and swimming)

RECEPTIONS	G	Rec.	Yards	Avg.	TDs	Long	Avg.G
2020	3	8	122	15.2	1	33	40.7
2019	1	0	0	0.0	0	0	0.0
2018	13	4	108	27.0	1	52	8.3
TOTAL	17	12	230	19.2	1	52	13.5

WR




**88 • JAYDEN HARRISON • 5-10 • 191 • So. • Nashville, Tenn. • Pearl-Cohn**

- Undeclared on a major
- Hauled in a career-long 25-yard reception in the matchup against South Carolina
- Made collegiate debut at No. 10/11 Texas A&M, registering his first career reception
- Did not see action in 2019
- Three-star prospect by ESPN.com, Rivals.com and 247Sports.com
- Born in Pontiac, Mich.

RECEPTIONS	G	Rec.	Yards	Avg.	TDs	Long	Avg.G
2020	3	4	12	3.0	0	25	4.0
TOTAL	3	4	12	3.0	0	25	4.0


WR



**14 • DEVIN BODDIE JR. • 5-11 • 168 • So. • Memphis, Tenn. • Whitehaven**

- Undeclared on a major
- Did not see game action in 2019
- Consensus three-star prospect coming out of high school
- Finished with 2,300 receiving yards and 45 touchdowns at Whitehaven
- Has one brother, Jared, and five sisters, Jarmin, Timolyn, Taylor, Teagan and Yara
- Born in Shreveport, La.


OG



**57 • DREW BIRCHMEIER • 6-4 • 300 • 5th Year • Midlothian, Va. • Cosby**

- Pursuing a master's degree in marketing after graduating in May with a degree in law, history and society
- Transitioning to offensive line after spending last three years along defensive line
- Started all 12 games at defensive tackle in 2019 and earned 12 starts in 2018
- Booked 21 tackles and 1.0 tackle for loss in 2019
- Three-sport athlete at Cosby (football, basketball and baseball)
- Married the former Kiersten Bedwell this summer in Bedwell's parent's backyard

OG












**72 • DAN DAWKINS • 6-3 • 308 • Jr. • Staten Island, N.Y. • The Peddie School**

- Majoring in sociology studies
- Played in 12 games with starts against Georgia and Purdue in 2019
- A three-sport athlete at The Peddie School (football, baseball and wrestling)
- Nation's No. 8 ranked center coming out of high school
- Led Falcons to the 2017 MAPL championship and Big 3 Trophy in 2016 and 2017
- Has two older sisters, Dakota and Hunter, who both swam collegiately

## Student-Athlete Profiles


OT		<b>70 • BRADLEY ASHMORE • 6-6 • 294 • Fr. • Neptune Beach, Fla. • Fletcher Senior</b> <ul style="list-style-type: none"> <li>• Undeclared on a major</li> <li>• Can see time at both right or left tackle</li> <li>• At Fletcher Senior, served as the school's Marine Coastal Club vice president</li> <li>• First team all-region pick in 2018 and 2019</li> <li>• Enjoys swimming and cooking away from football</li> </ul>
OT		<b>69 • BRAYDEN BAPST • 6-6 • 300 • So. • Washington, D.C. • St. John's College</b> <ul style="list-style-type: none"> <li>• Undeclared on a major</li> <li>• Did not see action as a true freshman in 2019</li> <li>• Consensus three-star prospect coming out of high school</li> <li>• Helped St. John's College to 9-1 records in 2018 and 2017</li> <li>• As a senior, started at tight end and played defensive end</li> <li>• Three-sport athlete at St. John's (football, basketball and lacrosse)</li> </ul>
OT		<b>77 • CONNOR MIGNONE • 6-4 • 302 • 5th • Redding, Conn. • Joel Barlow</b> <ul style="list-style-type: none"> <li>• Pursuing a graduate degree in data science</li> <li>• Spent the last four seasons at Central Connecticut</li> <li>• First Team All-Northeast Conference honoree three times</li> <li>• In 2019, Helped Central Connecticut's offense lead the conference in scoring, total offense and rushing</li> <li>• 2017 Northeast Conference Offensive Rookie of the Year</li> <li>• Phil Steele Freshman All-American First Team pick in 2017</li> </ul>
OT		<b>54 • TYLER STEEN • 6-5 • 317 • Jr. • Miami, Fla. • St. Thomas Aquinas</b> <ul style="list-style-type: none"> <li>• Majoring in human and organizational development</li> <li>• Started all 12 games at right tackle in 2019</li> <li>• Shifted to starting left tackle for the 2020 season opener at No. 10/11 Texas A&amp;M</li> <li>• Only Commodore offensive lineman to start all 12 games last fall</li> <li>• Father, Daris, is a retired Marine who played football at LSU</li> <li>• Grandfather is Vietnam veteran and Medal of Honor recipient</li> </ul>
C		<b>63 • GRANT MILLER • 6-4 • 297 • Sr. • Fort Lauderdale, Fla. • St. Thomas Aquinas</b> <ul style="list-style-type: none"> <li>• Majoring in human and organizational development</li> <li>• Selected as a 2020 team captain</li> <li>• Played 10 games and earned seven starts, including the first five, during the 2019 season</li> <li>• Experienced action in 12 games in 2018</li> <li>• Prepped at powerful St. Thomas Aquinas in south Florida</li> <li>• Father, Fred, played offensive tackle for 12 years in the NFL (St. Louis Rams, Tennessee, Chicago)</li> </ul>
C		<b>65 • MICHAEL WARDEN • 6-2 • 289 • Jr. • Loveland, Ohio • Summit Country Day</b> <ul style="list-style-type: none"> <li>• Majoring in economics</li> <li>• Did not experience game action in 2018 or 2019</li> <li>• Tallied 97 tackles and 11.5 sacks during prep career</li> <li>• Four-sport athlete for Summit Country Day (football, wrestling, lacrosse and track and field)</li> <li>• Both parents, Robert and Antoinette, are physicians</li> </ul>


## Student-Athlete Profiles


DE		<b>10 • DAYO ODEYINGBO • 6-6 • 276 • Jr. • Irving, Texas • Carrollton Ranchview</b> <ul style="list-style-type: none"> <li>Majoring in medicine, health and society</li> <li>Registered 1.5 sacks in the matchup against South Carolina</li> <li>Team leader in tackles for loss (3.5) and sacks (2.5)</li> <li>Paces the Commodores in quarterback pressures (6) in 2020</li> <li>Already matched single-season high in sacks, one shy in quarterback pressures</li> <li>2020 Preseason All-SEC second team</li> <li>45 tackles, 12.0 tackles for loss and 1.5 sacks in 2019</li> </ul>	<b>TACKLES</b> <b>G</b> <b>U</b> <b>A</b> <b>Total</b> <b>TFL</b> <b>Sack</b> <b>QH</b> <b>FF</b> <b>FR</b> 2020   3   8   10   18   3.5-9   2.5-7   6   0   0 2019   12   30   15   45   12.0-36   1.5-13   7   0   0 2018   12   17   11   28   6.5-36   2.5-24   6   1   2 2017   12   10   10   20   4.5-20   2.5-16   0   0   0 <b>TOTAL</b> 39   65   46   111   26.5-101   9.0-60   19   1   2
DE		<b>94 • RUTGER REITMAIER • 6-3 • 266 • Jr. • Nashville, Tenn. • Lipscomb Academy</b> <ul style="list-style-type: none"> <li>Majoring in sociology</li> <li>Born and raised in Nashville</li> <li>Played in all 12 games in 2019, booking 14 tackles and 4.5 tackles for loss</li> <li>Appeared in all 13 games in 2018 with seven tackles</li> <li>Four-star prospect (247Sports.com) out of Lipscomb Academy (Tenn.)</li> <li>Originally attended Oregon, enrolled at Vanderbilt in July 2018</li> </ul>	<b>TACKLES</b> <b>G</b> <b>U</b> <b>A</b> <b>Total</b> <b>TFL</b> <b>Sack</b> <b>PD</b> <b>FF</b> <b>FR</b> 2020   3   0   1   1   0.0-0   0.0-0   0   0   0 2019   12   7   7   14   4.5-11   0.5-4   1   0   0 2018   13   3   4   7   0.0-0   0.0-0   0   0   0 <b>TOTAL</b> 28   10   12   22   4.5-11   0.5-0   1   0   0
DT		<b>9 • DAEVION DAVIS • 6-2 • 285 • So. • Madison, Ala. • James Clemens</b> <ul style="list-style-type: none"> <li>Majoring in medicine, health and society</li> <li>First career forced fumble and fumble recovery at No. 10/11 Texas A&amp;M</li> <li>Year's first sack and tackle for loss against South Carolina</li> <li>Played in 11 games as a true freshman in 2019, earning four starts</li> <li>Stops in eight games and multiple tackles four times</li> <li>Two tackles in first collegiate appearance, against No. 3/3 Georgia</li> </ul>	<b>TACKLES</b> <b>G</b> <b>U</b> <b>A</b> <b>Total</b> <b>TFL</b> <b>Sack</b> <b>QH</b> <b>FF</b> <b>FR</b> 2020   3   2   5   7   0.5-2   0.5-2   2   1   1 2019   11   3   11   14   1.0-6   0.0-0   0   0   0 <b>TOTAL</b> 14   5   16   21   1.5-8   0.5-2   2   1   1
DT		<b>90 • CAMERON TIDD • 6-3 • 295 • 5th Year • Greenwood, Ind. • Center Grove</b> <ul style="list-style-type: none"> <li>Pursuing a graduate degree in marketing</li> <li>2018 SEC Academic Honor Roll</li> <li>Played in all 12 games in 2019 and all 13 in 2018</li> <li>Booked a career-high nine tackles in 2019 finale at Tennessee</li> <li>Registered at least one tackle in 10 of 12 games in 2019</li> <li>Two-time Indiana state champion in discus throw</li> </ul>	<b>TACKLES</b> <b>G</b> <b>U</b> <b>A</b> <b>Total</b> <b>TFL</b> <b>Sack</b> <b>QH</b> <b>FF</b> <b>FR</b> 2020   3   1   0   1   0.0-0   0.0-0   0   0   0 2019   12   12   21   33   2.5-12   1.5-10   1   0   0 2018   13   12   12   24   2.0-6   0.5-3   1   0   0 2017   12   7   9   16   1.0-7   1.0-7   0   1   0 <b>TOTAL</b> 40   32   42   74   5.5-25   3.0-20   2   1   0
DT		<b>95 • RAASHAAN WILKINS JR. • 6-3 • 307 • Jr. • Chicago, Ill. • Mt. Carmel</b> <ul style="list-style-type: none"> <li>Majoring in economics</li> <li>2.0 tackles for loss and a fumble recovery against South Carolina</li> <li>Two tackles in Commodore debut at No. 10/11 Texas A&amp;M</li> <li>Starting defensive lineman in 2019 at Monterey Peninsula (California) College</li> <li>Part of Monterey Peninsula unit that paced conference with 48.0 sacks</li> <li>Enjoys playing Madden</li> </ul>	<b>TACKLES</b> <b>G</b> <b>U</b> <b>A</b> <b>Total</b> <b>TFL</b> <b>Sack</b> <b>QH</b> <b>FF</b> <b>FR</b> 2020   3   4   1   5   2.0-2   0.0-0   0   0   1 <b>TOTAL</b> 3   4   1   5   2.0-2   0.0-0   0   0   1
OLB		<b>21 • KENNY HEBERT • 6-4 • 232 • Sr. • New Orleans, La. • Holy Cross</b> <ul style="list-style-type: none"> <li>Pursuing a graduate degree in learning, diversity and urban studies</li> <li>SEC Academic Honor Roll (2016)</li> <li>Played in 11 games in 2017 and started first seven</li> <li>Multiple tackles in 10 games</li> <li>Career-high five stops against Georgia and Purdue in 2019</li> <li>1.0 sack against Baylor in 2018 Texas Bowl</li> </ul>	<b>TACKLES</b> <b>G</b> <b>U</b> <b>A</b> <b>Total</b> <b>TFL</b> <b>Sack</b> <b>QH</b> <b>FF</b> <b>FR</b> 2020   3   2   2   4   0.0-0   0.0-0   0   0   0 2019   11   19   15   34   7.0-31   2.0-18   2   0   0 2018   13   10   4   14   5.0-21   4.0-20   1   1   1 2017   4   0   1   1   0.0-0   0.0-0   0   0   0 <b>TOTAL</b> 31   31   22   53   12.0-52   6.0-38   3   1   1
OLB		<b>48 • ANDRE MINTZE • 6-3 • 246 • 5th Year • Philadelphia, Pa. • Imhotep Institute</b> <ul style="list-style-type: none"> <li>Working toward master's degree in medicine, health and society</li> <li>Forced second career fumble in the season opener at No. 10/11 Texas A&amp;M</li> <li>Double majored in cinema and media arts, and medicine, health and society and graduated in December 2019</li> <li>2020 Vanderbilt Athletics Godfrey Dillard Courage Award recipient</li> <li>Preseason All-SEC third team selection by the league's head coaches</li> <li>Aspiring vlogger (Dre Mintze TV)</li> </ul>	<b>TACKLES</b> <b>G</b> <b>U</b> <b>A</b> <b>Total</b> <b>TFL</b> <b>Sack</b> <b>QH</b> <b>FF</b> <b>FR</b> 2020   3   3   2   5   2.0-8   1.0-6   2   1   0 2019   12   23   17   40   7.5-32   4.5-23   3   1   0 2018   11   6   4   10   3.5-7   1.0-3   0   0   0 2017   11   4   1   5   0.0-0   0.0-0   0   0   0 <b>TOTAL</b> 37   36   24   60   13.0-47   6.5-32   5   2   0
OLB		<b>96 • NATE CLIFTON • 6-5 • 267 • So. • La Vergne, Tenn. • Brentwood Academy</b> <ul style="list-style-type: none"> <li>Undecided on major</li> <li>Made collegiate debut in the season opener at No. 10/11 Texas A&amp;M</li> <li>Led Brentwood Academy to three straight Division II Class AAA state titles</li> <li>As a senior co-captain, tallied 14.0 tackles for loss and 9.0 sacks</li> <li>Prep teammates with Cam Johnson, Gavin Schoenwald and Harrison Smith</li> <li>Born in Chicago</li> </ul>	<b>TACKLES</b> <b>G</b> <b>U</b> <b>A</b> <b>Total</b> <b>TFL</b> <b>Sack</b> <b>QH</b> <b>FF</b> <b>FR</b> 2020   3   0   3   3   0.0-0   0.0-0   0   0   0 <b>TOTAL</b> 3   0   3   3   0.0-0   0.0-0   0   0   0
OLB		<b>97 • LORENZA SURGERS • 6-5 • 258 • Jr. • Cary, N.C. • Panther Creek</b> <ul style="list-style-type: none"> <li>Majoring in communication studies</li> <li>Made first career tackle in the home opener against No. 20/17 LSU</li> <li>Senior captain for Panther Creek</li> <li>Earned varsity letters in football and wrestling</li> <li>Father is a Navy veteran</li> <li>Mother is a physician</li> </ul>	<b>TACKLES</b> <b>G</b> <b>U</b> <b>A</b> <b>Total</b> <b>TFL</b> <b>Sack</b> <b>QH</b> <b>FF</b> <b>FR</b> 2020   2   2   0   2   0.0-0   0.0-0   0   0   0 <b>TOTAL</b> 2   2   0   2   0.0-0   0.0-0   0   0   0





## Student-Athlete Profiles


ILB		<b>7 • DIMITRI MOORE • 6-3 • 234 • Sr. • Cedar Hill, Texas • Cedar Hill</b>																																																	
		<ul style="list-style-type: none"><li>• Majoring in cinema and media arts</li><li>• Made year's first start against South Carolina; booked nine tackles</li><li>• 2020 Preseason All-SEC third team</li><li>• SEC All-Freshman LB (2018)</li><li>• Fourth in the SEC in tackles in 2019 with 99</li><li>• Double-digit tackles in five games in 2019</li></ul>	<table><tr><th>TACKLES</th><th>G</th><th>U</th><th>A</th><th>Total</th><th>TFL</th><th>Sack</th><th>Int</th><th>FF</th><th>FR</th></tr><tr><td>2020</td><td>2</td><td>8</td><td>9</td><td>17</td><td>0.5-1</td><td>0.0-0</td><td>0-0</td><td>0</td><td>0</td></tr><tr><td>2019</td><td>12</td><td>48</td><td>51</td><td>99</td><td>6.0-28</td><td>0.5-1</td><td>0-0</td><td>0</td><td>0</td></tr><tr><td>2018</td><td>13</td><td>47</td><td>37</td><td>84</td><td>3.5-6</td><td>1.0-1</td><td>0-0</td><td>4</td><td>3</td></tr><tr><td>TOTAL</td><td>27</td><td>103</td><td>97</td><td>200</td><td>10.0-35</td><td>1.5-2</td><td>0-0</td><td>4</td><td>3</td></tr></table>	TACKLES	G	U	A	Total	TFL	Sack	Int	FF	FR	2020	2	8	9	17	0.5-1	0.0-0	0-0	0	0	2019	12	48	51	99	6.0-28	0.5-1	0-0	0	0	2018	13	47	37	84	3.5-6	1.0-1	0-0	4	3	TOTAL	27	103	97	200	10.0-35	1.5-2	0-0
TACKLES	G	U	A	Total	TFL	Sack	Int	FF	FR																																										
2020	2	8	9	17	0.5-1	0.0-0	0-0	0	0																																										
2019	12	48	51	99	6.0-28	0.5-1	0-0	0	0																																										
2018	13	47	37	84	3.5-6	1.0-1	0-0	4	3																																										
TOTAL	27	103	97	200	10.0-35	1.5-2	0-0	4	3																																										


ILB		<b>12 • BRAYDEN DEVAULT-SMITH • 6-3 • 227 • Sr. • Nashville, Tenn. • Pearl-Cohn</b>																																																	
		<ul style="list-style-type: none"><li>• Majoring in sociology</li><li>• First two tackles of 2020 against No. 20/17 LSU</li><li>• Played in 11 games in 2019 and earned one start</li><li>• 14 tackles during the 2019 season</li><li>• Mom is an infection prevention nurse at Vanderbilt Medical Center</li><li>• Pianist</li></ul>	<table><tr><th>TACKLES</th><th>G</th><th>U</th><th>A</th><th>Total</th><th>TFL</th><th>Sack</th><th>Int</th><th>FF</th><th>FR</th></tr><tr><td>2020</td><td>2</td><td>2</td><td>0</td><td>2</td><td>0.0-0</td><td>0.0-0</td><td>0-0</td><td>0</td><td>0</td></tr><tr><td>2019</td><td>11</td><td>13</td><td>10</td><td>23</td><td>0.0-0</td><td>0.0-0</td><td>0-0</td><td>0</td><td>0</td></tr><tr><td>2018</td><td>13</td><td>4</td><td>4</td><td>8</td><td>0.0-0</td><td>0.0-0</td><td>0-0</td><td>0</td><td>0</td></tr><tr><td>TOTAL</td><td>26</td><td>19</td><td>14</td><td>33</td><td>0.0-0</td><td>0.0-0</td><td>0-0</td><td>0</td><td>0</td></tr></table>	TACKLES	G	U	A	Total	TFL	Sack	Int	FF	FR	2020	2	2	0	2	0.0-0	0.0-0	0-0	0	0	2019	11	13	10	23	0.0-0	0.0-0	0-0	0	0	2018	13	4	4	8	0.0-0	0.0-0	0-0	0	0	TOTAL	26	19	14	33	0.0-0	0.0-0	0-0
TACKLES	G	U	A	Total	TFL	Sack	Int	FF	FR																																										
2020	2	2	0	2	0.0-0	0.0-0	0-0	0	0																																										
2019	11	13	10	23	0.0-0	0.0-0	0-0	0	0																																										
2018	13	4	4	8	0.0-0	0.0-0	0-0	0	0																																										
TOTAL	26	19	14	33	0.0-0	0.0-0	0-0	0	0																																										


ILB		<b>26 • ANFERNEE ORJI • 6-2 • 224 • So. • Rockwall, Texas • Rockwall</b>																																							
		<ul style="list-style-type: none"><li>• Majoring in computer engineering</li><li>• Career-high eight tackles in the matchup against South Carolina</li><li>• Played in nine games as a true freshman in 2019 and booked six tackles</li><li>• Four-star prospect by Rivals.com</li><li>• Older brother Alston plays for Vanderbilt</li><li>• Family is Nigerian American</li></ul>	<table><tr><th>TACKLES</th><th>G</th><th>U</th><th>A</th><th>Total</th><th>TFL</th><th>Int</th><th>PD</th><th>FF</th><th>FR</th></tr><tr><td>2020</td><td>3</td><td>8</td><td>11</td><td>19</td><td>0.0-0</td><td>0-0</td><td>0</td><td>0</td><td>0</td></tr><tr><td>2019</td><td>9</td><td>2</td><td>4</td><td>6</td><td>0.0-0</td><td>0-0</td><td>1</td><td>0</td><td>0</td></tr><tr><td>TOTAL</td><td>12</td><td>10</td><td>15</td><td>25</td><td>0.0-0</td><td>0-0</td><td>1</td><td>0</td><td>0</td></tr></table>	TACKLES	G	U	A	Total	TFL	Int	PD	FF	FR	2020	3	8	11	19	0.0-0	0-0	0	0	0	2019	9	2	4	6	0.0-0	0-0	1	0	0	TOTAL	12	10	15	25	0.0-0	0-0	1
TACKLES	G	U	A	Total	TFL	Int	PD	FF	FR																																
2020	3	8	11	19	0.0-0	0-0	0	0	0																																
2019	9	2	4	6	0.0-0	0-0	1	0	0																																
TOTAL	12	10	15	25	0.0-0	0-0	1	0	0																																


ILB		<b>24 • ALSTON ORJI • 6-2 • 245 • Jr. • Rockwall, Texas • Rockwall</b>																																																	
		<ul style="list-style-type: none"><li>• Majoring in American studies</li><li>• Three stops in the season opener at No. 10/11 Texas A&amp;M</li><li>• Played in four games and booked two tackles in 2019</li><li>• Appeared in 11 contests in 2018 and tallied four tackles</li><li>• Consensus four-star prospect coming out of high school</li><li>• Younger brother Anfernee also plays for Vanderbilt</li></ul>	<table><tr><th>TACKLES</th><th>G</th><th>U</th><th>A</th><th>Total</th><th>TFL</th><th>Sack</th><th>Int</th><th>FF</th><th>FR</th></tr><tr><td>2020</td><td>2</td><td>3</td><td>4</td><td>7</td><td>0.0-0</td><td>0.0-0</td><td>0-0</td><td>0</td><td>0</td></tr><tr><td>2019</td><td>4</td><td>1</td><td>1</td><td>2</td><td>0.0-0</td><td>0.0-0</td><td>0-0</td><td>0</td><td>0</td></tr><tr><td>2018</td><td>4</td><td>2</td><td>2</td><td>4</td><td>0.0-0</td><td>0.0-0</td><td>0-0</td><td>0</td><td>0</td></tr><tr><td>TOTAL</td><td>10</td><td>6</td><td>7</td><td>13</td><td>0.0-0</td><td>0.0-0</td><td>0-0</td><td>0</td><td>0</td></tr></table>	TACKLES	G	U	A	Total	TFL	Sack	Int	FF	FR	2020	2	3	4	7	0.0-0	0.0-0	0-0	0	0	2019	4	1	1	2	0.0-0	0.0-0	0-0	0	0	2018	4	2	2	4	0.0-0	0.0-0	0-0	0	0	TOTAL	10	6	7	13	0.0-0	0.0-0	0-0
TACKLES	G	U	A	Total	TFL	Sack	Int	FF	FR																																										
2020	2	3	4	7	0.0-0	0.0-0	0-0	0	0																																										
2019	4	1	1	2	0.0-0	0.0-0	0-0	0	0																																										
2018	4	2	2	4	0.0-0	0.0-0	0-0	0	0																																										
TOTAL	10	6	7	13	0.0-0	0.0-0	0-0	0	0																																										

ILB		<b>50 • ETHAN BARR • 6-3 • 236 • Fr. • Flower Mound, Texas • Marcus</b>																													
		<ul style="list-style-type: none"><li>• Undecided on major</li><li>• Collegiate debut in the season opener at No. 10/11 Texas A&amp;M</li><li>• Three-star prospect by 247Sports.com and ESPN.com</li><li>• Three-year starter for Dallas-Fort Worth metro public power</li><li>• Two-time defensive captain</li></ul>	<table><tr><th>TACKLES</th><th>G</th><th>U</th><th>A</th><th>Total</th><th>TFL</th><th>Sack</th><th>Int</th><th>FF</th><th>FR</th></tr><tr><td>2020</td><td>3</td><td>2</td><td>2</td><td>4</td><td>0.0-0</td><td>0.0-0</td><td>0-0</td><td>0</td><td>0</td></tr><tr><td>TOTAL</td><td>3</td><td>2</td><td>2</td><td>4</td><td>0.0-0</td><td>0.0-0</td><td>0-0</td><td>0</td><td>0</td></tr></table>	TACKLES	G	U	A	Total	TFL	Sack	Int	FF	FR	2020	3	2	2	4	0.0-0	0.0-0	0-0	0	0	TOTAL	3	2	2	4	0.0-0	0.0-0	0-0
TACKLES	G	U	A	Total	TFL	Sack	Int	FF	FR																						
2020	3	2	2	4	0.0-0	0.0-0	0-0	0	0																						
TOTAL	3	2	2	4	0.0-0	0.0-0	0-0	0	0																						

CB		<b>4 • RANDALL HAYNIE • 6-0 • 185 • Sr. • Ft. Lauderdale, Fla. • Cardinal Gibbons</b>																																																	
		<ul style="list-style-type: none"><li>• Majoring in sociology</li><li>• Picked off third career pass in the home opener against No. 20/17 LSU</li><li>• Played in 12 games and booked 18 tackles in 2019</li><li>• Returned an interception 47 yards for a touchdown against LSU (2019)</li><li>• Appeared in all 13 games during 2018 campaign</li><li>• High school teammate of James Bostic III</li></ul>	<table><tr><th>TACKLES</th><th>G</th><th>U</th><th>A</th><th>Total</th><th>TFL</th><th>Int</th><th>PD</th><th>FF</th><th>FR</th></tr><tr><td>2020</td><td>2</td><td>1</td><td>1</td><td>2</td><td>0.0-0</td><td>1-2</td><td>0</td><td>0</td><td>0</td></tr><tr><td>2019</td><td>11</td><td>12</td><td>6</td><td>18</td><td>1.0-2</td><td>1-47</td><td>4</td><td>0</td><td>0</td></tr><tr><td>2018</td><td>13</td><td>13</td><td>2</td><td>15</td><td>0.0-0</td><td>1-0</td><td>5</td><td>0</td><td>0</td></tr><tr><td>TOTAL</td><td>26</td><td>26</td><td>9</td><td>35</td><td>1.0-2</td><td>3-49</td><td>9</td><td>0</td><td>0</td></tr></table>	TACKLES	G	U	A	Total	TFL	Int	PD	FF	FR	2020	2	1	1	2	0.0-0	1-2	0	0	0	2019	11	12	6	18	1.0-2	1-47	4	0	0	2018	13	13	2	15	0.0-0	1-0	5	0	0	TOTAL	26	26	9	35	1.0-2	3-49	9
TACKLES	G	U	A	Total	TFL	Int	PD	FF	FR																																										
2020	2	1	1	2	0.0-0	1-2	0	0	0																																										
2019	11	12	6	18	1.0-2	1-47	4	0	0																																										
2018	13	13	2	15	0.0-0	1-0	5	0	0																																										
TOTAL	26	26	9	35	1.0-2	3-49	9	0	0																																										

CB		<b>6 • GABE JEUDY-LALLY • 6-1 • 180 • So. • Charlotte, N.C. • Ardrey Kell</b>																																							
		<ul style="list-style-type: none"><li>• Majoring in human and organizational development and sociology</li><li>• Tallied six tackles in the first two games after not recording any in 2019</li><li>• Played in four games as a true freshman</li><li>• Consensus three-star prospect coming out of Ardrey Kell</li><li>• Born in New York City</li><li>• National Honor Society member in high school</li></ul>	<table><tr><th>TACKLES</th><th>G</th><th>U</th><th>A</th><th>Total</th><th>TFL</th><th>Int</th><th>PD</th><th>FF</th><th>FR</th></tr><tr><td>2020</td><td>2</td><td>5</td><td>1</td><td>6</td><td>0.0-0</td><td>0-0</td><td>0</td><td>0</td><td>0</td></tr><tr><td>2019</td><td>4</td><td>0</td><td>0</td><td>0</td><td>0.0-0</td><td>0-0</td><td>0</td><td>0</td><td>0</td></tr><tr><td>TOTAL</td><td>6</td><td>5</td><td>1</td><td>6</td><td>0.0-0</td><td>0-0</td><td>0</td><td>0</td><td>0</td></tr></table>	TACKLES	G	U	A	Total	TFL	Int	PD	FF	FR	2020	2	5	1	6	0.0-0	0-0	0	0	0	2019	4	0	0	0	0.0-0	0-0	0	0	0	TOTAL	6	5	1	6	0.0-0	0-0	0
TACKLES	G	U	A	Total	TFL	Int	PD	FF	FR																																
2020	2	5	1	6	0.0-0	0-0	0	0	0																																
2019	4	0	0	0	0.0-0	0-0	0	0	0																																
TOTAL	6	5	1	6	0.0-0	0-0	0	0	0																																

CB		<b>28 • ALLAN GEORGE • 6-1 • 187 • Sr. • Andalusia, Ala. • Andalusia</b>																																																	
		<ul style="list-style-type: none"><li>• Majoring in medicine, health and society</li><li>• Year's first tackle for loss came against South Carolina</li><li>• Played in 12 games and started 11 in 2019</li><li>• First pick of 2019 ended end-zone possession in win over No. 22 Missouri</li><li>• Career-high six tackles against LSU and South Carolina in 2019</li><li>• Got engaged to Vanderbilt cheerleader Katlyn Richardson in September 2020</li></ul>	<table><tr><th>TACKLES</th><th>G</th><th>U</th><th>A</th><th>Total</th><th>TFL</th><th>Int</th><th>PD</th><th>FF</th><th>FR</th></tr><tr><td>2020</td><td>3</td><td>5</td><td>2</td><td>7</td><td>1.0-1</td><td>0-0</td><td>0</td><td>0</td><td>0</td></tr><tr><td>2019</td><td>12</td><td>26</td><td>13</td><td>39</td><td>4.0-11</td><td>1-0</td><td>5</td><td>0</td><td>1</td></tr><tr><td>2018</td><td>12</td><td>25</td><td>8</td><td>33</td><td>3.5-16</td><td>1-19</td><td>5</td><td>1</td><td>0</td></tr><tr><td>TOTAL</td><td>27</td><td>56</td><td>23</td><td>79</td><td>8.5-28</td><td>2-19</td><td>10</td><td>1</td><td>1</td></tr></table>	TACKLES	G	U	A	Total	TFL	Int	PD	FF	FR	2020	3	5	2	7	1.0-1	0-0	0	0	0	2019	12	26	13	39	4.0-11	1-0	5	0	1	2018	12	25	8	33	3.5-16	1-19	5	1	0	TOTAL	27	56	23	79	8.5-28	2-19	10
TACKLES	G	U	A	Total	TFL	Int	PD	FF	FR																																										
2020	3	5	2	7	1.0-1	0-0	0	0	0																																										
2019	12	26	13	39	4.0-11	1-0	5	0	1																																										
2018	12	25	8	33	3.5-16	1-19	5	1	0																																										
TOTAL	27	56	23	79	8.5-28	2-19	10	1	1																																										

CB		<b>23 • JAYLEN MAHONEY • 5-11 • 185 • So. • Rock Hill, S.C. • South Pointe</b>																																							
		<ul style="list-style-type: none"><li>• Majoring in human and organizational development</li><li>• Career-high 10 tackles and personal-best 2.0 for loss against South Carolina</li><li>• Recovered his second career fumble at No. 10/11 Texas A&amp;M</li><li>• Played in 12 game and started four at nickel in 2019</li><li>• 23 tackles in 2019 and registered an interception at Tennessee</li><li>• Consensus three-star prospect</li></ul>	<table><tr><th>TACKLES</th><th>G</th><th>U</th><th>A</th><th>Total</th><th>TFL</th><th>Int</th><th>PD</th><th>FF</th><th>FR</th></tr><tr><td>2020</td><td>2</td><td>9</td><td>5</td><td>14</td><td>2.0-6</td><td>0-0</td><td>0</td><td>0</td><td>1</td></tr><tr><td>2019</td><td>12</td><td>10</td><td>13</td><td>23</td><td>1.5-11</td><td>1-2</td><td>2</td><td>0</td><td>1</td></tr><tr><td>TOTAL</td><td>14</td><td>19</td><td>18</td><td>37</td><td>3.5-17</td><td>1-2</td><td>2</td><td>0</td><td>2</td></tr></table>	TACKLES	G	U	A	Total	TFL	Int	PD	FF	FR	2020	2	9	5	14	2.0-6	0-0	0	0	1	2019	12	10	13	23	1.5-11	1-2	2	0	1	TOTAL	14	19	18	37	3.5-17	1-2	2
TACKLES	G	U	A	Total	TFL	Int	PD	FF	FR																																
2020	2	9	5	14	2.0-6	0-0	0	0	1																																
2019	12	10	13	23	1.5-11	1-2	2	0	1																																
TOTAL	14	19	18	37	3.5-17	1-2	2	0	2																																

## Student-Athlete Profiles

CB		<b>5 • DC WILLIAMS • 5-11 • 193 • Sr. • Miami, Fla. • St. Thomas Aquinas</b>																																																											
		<ul style="list-style-type: none"><li>• Majoring in medicine, health and society</li><li>• Started first game of 2020 versus South Carolina</li><li>• Played in eight games and started three contests in 2019</li><li>• Started collegiate career at Wisconsin, seeing action at cornerback as true freshman</li><li>• 30 tackles, an interception and six defended passes as Wisconsin freshman (2017)</li><li>• Full name is Donte Carriere-Williams, known to teammates as "DC"</li></ul>	<table><tr><th>TACKLES</th><th>G</th><th>U</th><th>A</th><th>Total</th><th>TFL</th><th>Int</th><th>PD</th><th>FF</th><th>FR</th></tr><tr><td>2020</td><td>3</td><td>2</td><td>1</td><td>3</td><td>0.0-0</td><td>0-0</td><td>0</td><td>0</td><td>0</td></tr><tr><td>2019</td><td>8</td><td>9</td><td>4</td><td>13</td><td>0.0-0</td><td>0-0</td><td>0</td><td>0</td><td>0</td></tr><tr><td>2018</td><td>-</td><td>-</td><td>-</td><td>-</td><td>-</td><td>-</td><td>-</td><td>-</td><td>-</td></tr><tr><td>2017 (Wis.)</td><td>12</td><td>22</td><td>8</td><td>30</td><td>0.0-0</td><td>1-0</td><td>6</td><td>0</td><td>0</td></tr><tr><td>TOTAL</td><td>23</td><td>33</td><td>13</td><td>46</td><td>0.0-0</td><td>1-0</td><td>6</td><td>0</td><td>0</td></tr></table>	TACKLES	G	U	A	Total	TFL	Int	PD	FF	FR	2020	3	2	1	3	0.0-0	0-0	0	0	0	2019	8	9	4	13	0.0-0	0-0	0	0	0	2018	-	-	-	-	-	-	-	-	-	2017 (Wis.)	12	22	8	30	0.0-0	1-0	6	0	0	TOTAL	23	33	13	46	0.0-0	1-0	6
TACKLES	G	U	A	Total	TFL	Int	PD	FF	FR																																																				
2020	3	2	1	3	0.0-0	0-0	0	0	0																																																				
2019	8	9	4	13	0.0-0	0-0	0	0	0																																																				
2018	-	-	-	-	-	-	-	-	-																																																				
2017 (Wis.)	12	22	8	30	0.0-0	1-0	6	0	0																																																				
TOTAL	23	33	13	46	0.0-0	1-0	6	0	0																																																				
S		<b>33 • DASHAUN JERKINS • 6-0 • 190 • Jr. • Woodbridge, Va. • Woodbridge</b>																																																											
		<ul style="list-style-type: none"><li>• Majoring in medicine, health and society</li><li>• First career forced fumble at No. 10/11 Texas A&amp;M</li><li>• Played in 11 games and earned nine starts in 2019</li><li>• In first career start, amassed 14 tackles and a fumble recovery against No. 3/3 Georgia</li><li>• At least three tackles in all nine starts in 2019</li></ul>	<table><tr><th>TACKLES</th><th>G</th><th>U</th><th>A</th><th>Total</th><th>TFL</th><th>Int</th><th>PD</th><th>FF</th><th>FR</th></tr><tr><td>2020</td><td>2</td><td>8</td><td>8</td><td>16</td><td>0.0-0</td><td>0-0</td><td>2</td><td>1</td><td>1</td></tr><tr><td>2019</td><td>11</td><td>34</td><td>24</td><td>58</td><td>0.5-0</td><td>0-0</td><td>2</td><td>0</td><td>1</td></tr><tr><td>2018</td><td>2</td><td>0</td><td>0</td><td>0</td><td>0.0-0</td><td>0-0</td><td>0</td><td>0</td><td>0</td></tr><tr><td>TOTAL</td><td>15</td><td>42</td><td>32</td><td>74</td><td>0.5-0</td><td>0-0</td><td>4</td><td>1</td><td>2</td></tr></table>	TACKLES	G	U	A	Total	TFL	Int	PD	FF	FR	2020	2	8	8	16	0.0-0	0-0	2	1	1	2019	11	34	24	58	0.5-0	0-0	2	0	1	2018	2	0	0	0	0.0-0	0-0	0	0	0	TOTAL	15	42	32	74	0.5-0	0-0	4	1	2								
TACKLES	G	U	A	Total	TFL	Int	PD	FF	FR																																																				
2020	2	8	8	16	0.0-0	0-0	2	1	1																																																				
2019	11	34	24	58	0.5-0	0-0	2	0	1																																																				
2018	2	0	0	0	0.0-0	0-0	0	0	0																																																				
TOTAL	15	42	32	74	0.5-0	0-0	4	1	2																																																				
S		<b>1 • DONOVAN KAUFMAN • 5-10 • 197 • Fr. • New Orleans, La. • Archbishop Rummel</b>																																																											
		<ul style="list-style-type: none"><li>• Undecided on major</li><li>• Made collegiate debut in season opener at No. 10/11 Texas A&amp;M</li><li>• Team-high 10 tackles against No. 20/17 LSU</li><li>• Four-star prospect by Rivals.com</li><li>• Ranked among top 200 players in nation by Rivals.com</li><li>• Top 500 national prospect by 247Sports.com</li></ul>	<table><tr><th>TACKLES</th><th>G</th><th>U</th><th>A</th><th>Total</th><th>TFL</th><th>Int</th><th>PD</th><th>FF</th><th>FR</th></tr><tr><td>2020</td><td>2</td><td>8</td><td>7</td><td>15</td><td>0.0-0</td><td>0-0</td><td>1</td><td>0</td><td>0</td></tr><tr><td>TOTAL</td><td>2</td><td>8</td><td>7</td><td>15</td><td>0.0-0</td><td>0-0</td><td>1</td><td>0</td><td>0</td></tr></table>	TACKLES	G	U	A	Total	TFL	Int	PD	FF	FR	2020	2	8	7	15	0.0-0	0-0	1	0	0	TOTAL	2	8	7	15	0.0-0	0-0	1	0	0																												
TACKLES	G	U	A	Total	TFL	Int	PD	FF	FR																																																				
2020	2	8	7	15	0.0-0	0-0	1	0	0																																																				
TOTAL	2	8	7	15	0.0-0	0-0	1	0	0																																																				
S		<b>13 • BRENDON HARRIS • 6-1 • 212 • Jr. • Chattanooga, Tenn. • Baylor</b>																																																											
		<ul style="list-style-type: none"><li>• Majoring in medicine, health and society</li><li>• Forced first career fumble against South Carolina</li><li>• Appeared in 11 games and started three in 2019</li><li>• Finished fourth on the team in total tackles (51) and solo stops (32)</li><li>• Tallied a career-high nine tackles against UNLV</li><li>• Born and raised in Chattanooga, Tenn.</li></ul>	<table><tr><th>TACKLES</th><th>G</th><th>U</th><th>A</th><th>Total</th><th>TFL</th><th>Int</th><th>PD</th><th>FF</th><th>FR</th></tr><tr><td>2020</td><td>1</td><td>1</td><td>0</td><td>1</td><td>0.0-0</td><td>0-0</td><td>0</td><td>1</td><td>0</td></tr><tr><td>2019</td><td>10</td><td>32</td><td>19</td><td>51</td><td>1.0-1</td><td>0-0</td><td>2</td><td>0</td><td>0</td></tr><tr><td>TOTAL</td><td>11</td><td>33</td><td>19</td><td>52</td><td>1.0-1</td><td>0-0</td><td>2</td><td>1</td><td>0</td></tr></table>	TACKLES	G	U	A	Total	TFL	Int	PD	FF	FR	2020	1	1	0	1	0.0-0	0-0	0	1	0	2019	10	32	19	51	1.0-1	0-0	2	0	0	TOTAL	11	33	19	52	1.0-1	0-0	2	1	0																		
TACKLES	G	U	A	Total	TFL	Int	PD	FF	FR																																																				
2020	1	1	0	1	0.0-0	0-0	0	1	0																																																				
2019	10	32	19	51	1.0-1	0-0	2	0	0																																																				
TOTAL	11	33	19	52	1.0-1	0-0	2	1	0																																																				
S		<b>11 • JUSTIN HARRIS • 6-1 • 194 • So. • Attalla, Ala. • Etowah</b>																																																											
		<ul style="list-style-type: none"><li>• Undecided on major</li><li>• Made first collegiate start against No. 20/17 LSU</li><li>• Played in four games as a true freshman in 2019</li><li>• As reserve safety and special teams contributor, saw action in four contests</li><li>• Father, Eddie, played football at Jacksonville State and Delta State</li><li>• Served as the student government vice president at Etowah</li></ul>	<table><tr><th>TACKLES</th><th>G</th><th>U</th><th>A</th><th>Total</th><th>TFL</th><th>Int</th><th>PD</th><th>FF</th><th>FR</th></tr><tr><td>2020</td><td>3</td><td>0</td><td>1</td><td>1</td><td>0.0-0</td><td>0-0</td><td>0</td><td>0</td><td>0</td></tr><tr><td>TOTAL</td><td>3</td><td>0</td><td>1</td><td>1</td><td>0.0-0</td><td>0-0</td><td>0</td><td>0</td><td>0</td></tr></table>	TACKLES	G	U	A	Total	TFL	Int	PD	FF	FR	2020	3	0	1	1	0.0-0	0-0	0	0	0	TOTAL	3	0	1	1	0.0-0	0-0	0	0	0																												
TACKLES	G	U	A	Total	TFL	Int	PD	FF	FR																																																				
2020	3	0	1	1	0.0-0	0-0	0	0	0																																																				
TOTAL	3	0	1	1	0.0-0	0-0	0	0	0																																																				
S		<b>0 • FRANK COPPET • 5-11 • 190 • Sr. • Ft. Lauderdale • St. Thomas Aquinas</b>																																																											
		<ul style="list-style-type: none"><li>• Majoring in medicine, health and society</li><li>• Back after suffering a season-ending injury against Northern Illinois in 2019</li><li>• Appeared in two games with two tackles in 2019</li><li>• Played in 12 games and started six in 2018 with 30 tackles and three interceptions</li><li>• Career-high six tackles at Missouri in 2018</li><li>• One brother, Fred Jr., was a running back at Bowling Green (Ohio)</li></ul>	<table><tr><th>TACKLES</th><th>G</th><th>U</th><th>A</th><th>Total</th><th>TFL</th><th>Int</th><th>PD</th><th>FF</th><th>FR</th></tr><tr><td>2020</td><td>1</td><td>1</td><td>0</td><td>1</td><td>0.0-0</td><td>0-0</td><td>0</td><td>0</td><td>0</td></tr><tr><td>2019</td><td>2</td><td>1</td><td>1</td><td>2</td><td>0.0-0</td><td>0-0</td><td>0</td><td>0</td><td>0</td></tr><tr><td>2018</td><td>13</td><td>24</td><td>6</td><td>30</td><td>0.5-1</td><td>3-15</td><td>3</td><td>1</td><td>0</td></tr><tr><td>2017</td><td>4</td><td>2</td><td>0</td><td>2</td><td>0.0-0</td><td>0-0</td><td>0</td><td>0</td><td>0</td></tr><tr><td>TOTAL</td><td>20</td><td>28</td><td>7</td><td>35</td><td>0.5-1</td><td>3-15</td><td>3</td><td>1</td><td>0</td></tr></table>	TACKLES	G	U	A	Total	TFL	Int	PD	FF	FR	2020	1	1	0	1	0.0-0	0-0	0	0	0	2019	2	1	1	2	0.0-0	0-0	0	0	0	2018	13	24	6	30	0.5-1	3-15	3	1	0	2017	4	2	0	2	0.0-0	0-0	0	0	0	TOTAL	20	28	7	35	0.5-1	3-15	3
TACKLES	G	U	A	Total	TFL	Int	PD	FF	FR																																																				
2020	1	1	0	1	0.0-0	0-0	0	0	0																																																				
2019	2	1	1	2	0.0-0	0-0	0	0	0																																																				
2018	13	24	6	30	0.5-1	3-15	3	1	0																																																				
2017	4	2	0	2	0.0-0	0-0	0	0	0																																																				
TOTAL	20	28	7	35	0.5-1	3-15	3	1	0																																																				
S		<b>14 • MAX WORSHIP • 6-1 • 206 • Jr. • Fort Lauderdale, Fla. • Cardinal Gibbons</b>																																																											
		<ul style="list-style-type: none"><li>• Undecided on a major</li><li>• Registered seven stops against South Carolina in first career start</li><li>• 14 tackles with a year-best four against LSU in 2019</li><li>• 13 appearances as true freshman, playing special teams and reserve safety</li><li>• Sister, Domonique, serves as an attorney for the NBA</li><li>• Mother, Victoria, named one of South Florida's most influential black women in business and industry in 2017</li></ul>	<table><tr><th>TACKLES</th><th>G</th><th>U</th><th>A</th><th>Total</th><th>TFL</th><th>Int</th><th>PD</th><th>FF</th><th>FR</th></tr><tr><td>2020</td><td>2</td><td>3</td><td>4</td><td>7</td><td>0.0-0</td><td>0-0</td><td>1</td><td>0</td><td>0</td></tr><tr><td>2019</td><td>9</td><td>8</td><td>6</td><td>14</td><td>0.0-0</td><td>0-0</td><td>0</td><td>0</td><td>0</td></tr><tr><td>2018</td><td>13</td><td>3</td><td>4</td><td>7</td><td>0.0-0</td><td>0-0</td><td>0</td><td>0</td><td>0</td></tr><tr><td>TOTAL</td><td>24</td><td>14</td><td>14</td><td>28</td><td>0.0-0</td><td>0-0</td><td>1</td><td>0</td><td>0</td></tr></table>	TACKLES	G	U	A	Total	TFL	Int	PD	FF	FR	2020	2	3	4	7	0.0-0	0-0	1	0	0	2019	9	8	6	14	0.0-0	0-0	0	0	0	2018	13	3	4	7	0.0-0	0-0	0	0	0	TOTAL	24	14	14	28	0.0-0	0-0	1	0	0								
TACKLES	G	U	A	Total	TFL	Int	PD	FF	FR																																																				
2020	2	3	4	7	0.0-0	0-0	1	0	0																																																				
2019	9	8	6	14	0.0-0	0-0	0	0	0																																																				
2018	13	3	4	7	0.0-0	0-0	0	0	0																																																				
TOTAL	24	14	14	28	0.0-0	0-0	1	0	0																																																				
K		<b>37 • PIERSON COOKE • 6-0 • 194 • Jr. • Bloomfield Hills, Mich. • Cranbrook-Kingswood</b>																																																											
		<ul style="list-style-type: none"><li>• Majoring in political science</li><li>• Connected on his first career field goal attempt from 33 yards</li><li>• Appeared in nine games as a kickoff specialist in 2019</li><li>• Kicked off 29 times for 1,816 yards (62.6 yards/kickoff)</li><li>• Converted 9-of-12 field goals as a senior at Cranbrook-Kingswood</li><li>• The No. 13 punter in the country as rated by the Koh's Kicking Camp</li></ul>	<table><tr><th>FIELD GOALS</th><th>G</th><th>FGM-FGA</th><th>%</th><th>1-29</th><th>30-39</th><th>40-49</th><th>50+</th><th>LG</th><th>PAT</th></tr><tr><td>2020</td><td>3</td><td>1-4</td><td>25.0</td><td>0-2</td><td>1-1</td><td>0-1</td><td>0-0</td><td>33</td><td>2-2</td></tr><tr><td>TOTAL</td><td>3</td><td>1-4</td><td>25.0</td><td>0-2</td><td>1-1</td><td>0-1</td><td>0-0</td><td>33</td><td>2-2</td></tr></table>	FIELD GOALS	G	FGM-FGA	%	1-29	30-39	40-49	50+	LG	PAT	2020	3	1-4	25.0	0-2	1-1	0-1	0-0	33	2-2	TOTAL	3	1-4	25.0	0-2	1-1	0-1	0-0	33	2-2																												
FIELD GOALS	G	FGM-FGA	%	1-29	30-39	40-49	50+	LG	PAT																																																				
2020	3	1-4	25.0	0-2	1-1	0-1	0-0	33	2-2																																																				
TOTAL	3	1-4	25.0	0-2	1-1	0-1	0-0	33	2-2																																																				
P		<b>95 • HARRISON SMITH • 5-10 • 188 • Jr. • Franklin, Tenn. • Brentwood Academy</b>																																																											
		<ul style="list-style-type: none"><li>• Majoring in biological sciences, and classical and Mediterranean studies</li><li>• Averaging 42.8 yards a kick in 2020 with five downed inside the opponent 20-yard line</li><li>• Punted in all 12 games in 2019 and averaged 43.0 yards/punt</li><li>• Class salutatorian</li><li>• Lettered in football, wrestling, tennis and track and field at Brentwood</li><li>• Played with current Commodores Cam Johnson, Gavin Schoenwald and Nate Clifton at Brentwood Academy</li></ul>	<table><tr><th>PUNTING</th><th>G</th><th>NO</th><th>YARDS</th><th>AVG.</th><th>LONG</th><th>I-20</th><th>50+</th></tr><tr><td>2020</td><td>3</td><td>19</td><td>813</td><td>42.8</td><td>56</td><td>5</td><td>8</td></tr><tr><td>2019</td><td>12</td><td>77</td><td>3,313</td><td>43.0</td><td>66</td><td>31</td><td>16</td></tr><tr><td>TOTAL</td><td>15</td><td>96</td><td>4,126</td><td>43.9</td><td>66</td><td>36</td><td>24</td></tr></table>	PUNTING	G	NO	YARDS	AVG.	LONG	I-20	50+	2020	3	19	813	42.8	56	5	8	2019	12	77	3,313	43.0	66	31	16	TOTAL	15	96	4,126	43.9	66	36	24																										
PUNTING	G	NO	YARDS	AVG.	LONG	I-20	50+																																																						
2020	3	19	813	42.8	56	5	8																																																						
2019	12	77	3,313	43.0	66	31	16																																																						
TOTAL	15	96	4,126	43.9	66	36	24																																																						

# Coaching Staff



## Derek Mason • Head Coach

- Northern Arizona '93
- Became the 28th head coach in Vanderbilt history on Jan. 14, 2014
- 27-50 overall record: Sixth on all-time wins list by Vanderbilt head coach
- Signed renewed contract after conclusion of 2018 season
- Has coached at schools in eight intercollegiate conferences, ranging from the Big Sky and Pac-12 in the west, Patriot League in northeast, the MAC in middle America and SEC in southeast.
- First Vanderbilt coach since 1923-24, 1926 to defeat Tennessee three consecutive years
- 8-1 in last eight games against Tennessee opponents (3-1 vs. Tennessee, 3-0 vs. Middle Tennessee, 2-0 vs. Tenn State)
- Over last three years, teams are 7-7 in September, after going 4-9 in September during first three years
- Needs two wins to tie for fourth on the program's all-time coaching wins chart
- Has mentored several outstanding defensive players, including cornerbacks Richard Sherman and Joejuan Williams, and linebackers Trent Murphy, Shayne Shov, Zach Cunningham and Oren Burks
- Fourth Vanderbilt head coach in last 50 years to enjoy six-year tenures, joining Bobby Johnson, George MacIntyre and Bill Pace
- As Stanford assistant and Willie Shaw Director of Defense from 2010-13, helped Cardinal to 45-8 overall record, back-to-back Rose Bowl appearances (2012-13), Orange Bowl (2010) and Fiesta Bowl (2011)
- Mason's Stanford defense were regarded among the most punishing in the NCAA, and were recognized by their outstanding play against the run and success against spread offenses
- 2012 Broyles Award finalist. Award is presented annually to the nation's top assistant coach
- Hired by Jim Harbaugh to join Stanford defensive staff away from Minnesota Vikings in NFL
- Known as brilliant defensive strategist, Mason started his collegiate coaching career as an offensive assistant
- Four-year letter winner as defensive back at Northern Arizona (1989-92)
- Born Sept. 29, 1969, and raised in Phoenix, Arizona

Season	Overall • SEC	Postseason	Notes
2020	0-3 • 0-3		Defense limited No. 10/11 Texas A&M to 17 points in season opener
2019	3-9 • 1-7	--	Earned third victory over AP Top 25 opponent when Commodores defeated No. 22 Missouri (Oct. 19)
2018	6-7 • 3-5	Texas Bowl vs. Baylor (L, 38-45)	Became second head coach to lead Commodores to two bowl games
2017	5-7 • 1-7	--	Opened with early-season win over ranked-Kansas State, closed with win over Tennessee
2016	6-7 • 3-5	Independence Bowl vs. N.C. State (L, 17-41)	Closed regular season with impressive, back-to-back victories over Ole Miss, Tennessee
2015	4-8 • 2-6	--	Earned first victories against SEC opponent with home wins over Missouri and Kentucky
2014	3-9 • 0-8	--	Mason's initial squad was 3-1 in nonconference play



### Ted Roof • Defensive Coordinator • Inside Linebackers

- First season at Vanderbilt
- 33rd season overall
- Georgia Tech '87
- Hails from Lawrenceville, Ga.
- Twin sons both play college football with T.D. a linebacker at Appalachian State and Michael a quarterback at Charlotte



### Todd Fitch • Offensive Coordinator • Quarterbacks

- First season at Vanderbilt
- 36th season overall with 16 postseason appearances
- Ohio Wesleyan '86
- Hails from Ohio and was a three-year starter at defensive back for Ohio Wesleyan.
- Mentors include Don Nehlen, Earle Bruce, Lou Holtz



### Aaron Henry • Cornerbacks

- First season at Vanderbilt
- Seventh season overall
- Wisconsin '11
- Hails from Immokalee, Fla.
- Coached with Ted Roof at NC State in 2018



### Tim Horton • Running Backs

- Second season at Vanderbilt
- 30th season overall
- Arkansas '90
- Hails from Conway, Ark.
- Coached several SEC standout RBs, including Tre Mason, Kerryon Johnson, Darren McFadden and Felix Jones



### Jovan Haye • Defensive Line

- Second season at Vanderbilt
- Third season overall
- Vanderbilt '07
- Hails from Mandeville, Jamaica
- Vanderbilt's 2019 SEC Football Legend



### Tony Ball • Wide Receivers

- First season at Vanderbilt
- 11th season overall
- Chattanooga '83
- Hails from Chattanooga, Tenn.
- Inducted into Chattanooga's Athletics Hall of Fame in 2006 and was named to the school's All-Century Team in 2003



### Marc Mattioli • Defensive Secondary

- Sixth season at Vanderbilt
- 10th season overall
- Rhodes College '09
- Hails from Roswell, Ga.
- Served as defensive graduate assistant at Stanford under Derek Mason



### Pete Rossomando • Offensive Line

- First season at Vanderbilt
- 17th season overall
- Boston '94
- Hails from Staten Island, N.Y.
- 2012 Liberty Mutual NCAA Division II National Coach of the Year at Central Connecticut



### Kenechi Udezue • Outside Linebackers

- First season at Vanderbilt
- Fifth season overall
- Southern California '10
- Hails from Los Angeles
- Won a championship as a player at USC in 2003 and as a defensive analyst at LSU in 2019



### Devin Fitzsimmons • Special Teams Coordinator • Tight Ends

- Second season at Vanderbilt
- 15th season overall
- Bucknell '05
- Hails from Folsom, La.
- Played for Bucknell squad that included Derek Mason on coaching staff



## 2020 Statistics

	Overall	Home	Away	Neutral
Overall	0-3-0	0-2-0	0-1-0	0-0-0
Conference	0-3-0	0-2-0	0-1-0	0-0-0
Nonconference				

	Vanderbilt	Opponents
SCORING	26	99
Points Per Game	8.7	33.0
Points Off Turnovers	14	7
FIRST DOWNS	49	63
Rushing	24	25
Passing	22	34
Penalty	3	4
RUSHING YARDAGE	334	633
Yards gained rushing	447	673
Yards lost rushing	113	40
Rushing Attempts	114	98
Average Per Rush	2.9	6.5
Average Per Game	111.3	211.0
TDs Rushing	0	7
PASSING YARDAGE	436	722
Comp-Att-Int	49-81-5	56-89-1
Average Per Pass	5.4	8.1
Average Per Catch	8.9	12.9
Average Per Game	145.3	240.7
TDs Passing	3	5
TOTAL OFFENSE	770	1355
Total Plays	195	187
Average Per Play	3.9	7.2
Average Per Game	256.7	451.7
KICK RETURNS: #-Yards	10-241	2-38
PUNT RETURNS: #-Yards	2-16	9-134
INT RETURNS: #-Yards	1-2	5-56
KICK RETURN AVERAGE	24.1	19.0
PUNT RETURN AVERAGE	8.0	14.9
INT RETURN AVERAGE	2.0	11.2
FUMBLES-LOST	3-1	6-4
PENALTIES-Yards	10-80	16-100
Average Per Game	26.7	33.3
PUNTS-Yards	19-813	7-308
Average Per Punt	42.8	44.0
Net punt average	34.7	41.7
KICKOFFS-Yards	7-427	21-1344
Average Per Kick	61.0	64.0
Net kick average	41.3	39.4
TIME OF POSSESSION/Game	31:06	28:54
3RD-DOWN Conversions	15/45	14/36
3rd-Down Pct	33%	39%
4TH-DOWN Conversions	2/6	2/3
4th-Down Pct	33%	67%
SACKS BY-Yards	4-15	8-53
MISC YARDS	0	0
TOUCHDOWNS SCORED	3	12
FIELD GOALS-ATTEMPTS	1-4	5-6
ON-SIDE KICKS	0-0	0-0
RED-ZONE SCORES	(3-8) 38%	(8-9) 89%
RED-ZONE TOUCHDOWNS	(2-8) 25%	(5-9) 56%
PAT-ATTEMPTS	(3-3) 100%	(12-12) 100%
ATTENDANCE	6576	48146
Games/Avg Per Game	4/1644	2/24073
Neutral Site Games		0/0

SCORE BY QUARTERS	1st	2nd	3rd	4th	Total
Vanderbilt	3	9	14	0	26
Opponents	17	21	37	24	99

RUSHING	GP	Att	Gain	Loss	Net	Avg	TD	Long	Avg/G
Ja'Veon Marlow	2	33	153	5	148	4.5	0	22	74.0
Jamauri Wakefield	3	37	137	21	116	3.1	0	15	38.7
Keyon Henry-Brooks	1	13	75	3	72	5.5	0	17	72.0
Jayden Harrison	3	1	16	0	16	16.0	0	16	5.3
Dashaun Jerkins	2	1	7	0	7	7.0	0	7	3.5
Mike Wright	3	8	29	23	6	0.8	0	11	2.0
Elijah Hamilton	3	1	3	0	3	3.0	0	3	1.0
Rocko Griffin Jr.	2	2	2	1	1	0.5	0	2	0.5
Tyrell Alexander	3	1	0	6	-6	-6.0	0	0	-2.0
Ken Seals	3	17	25	54	-29	-1.7	0	8	-9.7
Total	0	114	447	113	334	2.9	0	22	0.0
Opponents	0	98	673	40	633	6.5	7	88	0.0

PASSING	G	Effic	Cmp-Att-Int	Pct	Yds	TD	Lng	Avg/G
Ken Seals	3	108.2	48-78-4	61.5	411	3	40	137.0
Mike Wright	3	36.7	1-3-1	33.3	25	0	25	8.3
Total	0	105.6	49-81-5	60.5	436	3	40	0.0
Opponents	0	147.4	56-89-1	62.9	722	5	51	0.0

RECEIVING	G	No.	Yds	Avg	TD	Long	Avg/G
Ben Bresnahan	3	11	97	8.8	1	23	32.3
Cam Johnson	3	9	127	14.1	1	40	42.3
Amir Abdur-Rahman	3	8	122	15.2	1	33	40.7
Jamauri Wakefield	3	5	16	3.2	0	7	5.3
Keyon Henry-Brooks	1	4	21	5.2	0	13	21.0
Jayden Harrison	3	4	12	3.0	0	25	4.0
Chris Pierce Jr.	3	3	29	9.7	0	19	9.7
Tyrell Alexander	3	2	11	5.5	0	6	3.7
Ja'Veon Marlow	2	2	4	2.0	0	5	2.0
Justin Ball	3	1	-3	-3.0	0	0	-1.0
Total	0	49	436	8.9	3	40	0.0
Opponents	0	56	722	12.9	5	51	0.0

PUNT RETURNS	No.	Yds	Avg	TD	Long
Cam Johnson	2	16	8.0	0	10
Total	2	16	8.0	0	10
Opponents	9	134	14.9	0	48

KICK RETURNS	No.	Yds	Avg	TD	Long
Jayden Harrison	5	104	20.8	0	27
Donovan Kaufman	5	137	27.4	0	58
Total	10	241	24.1	0	58
Opponents	2	38	19.0	0	31



## 2020 Statistics

### INTERCEPTIONS

Randall Haynie	1	2	2.0	0	2
Total	1	2	2.0	0	2
Opponents	5	56	11.2	0	35

### FUMBLE RETURNS

Dashaun Jerkins	1	8	8.0	0	8
Total	1	8	8.0	0	8
Opponents	1	7	7.0	0	7

### PUNTING

Harrison Smith	19	813	42.8	56	1	6	5	8	0
Total	19	813	42.8	56	1	6	5	8	0
Opponents	7	308	44.0	54	0	2	3	3	0

### FIELD GOALS

Pierson Cooke	1-4	25.0	0-0	0-2	1-1	0-1	0-0	33	0
Total	1-4	25.0	0-0	0-2	1-1	0-1	0-0	33	0
Opponents	5-6	83.3	0-0	1-1	1-1	2-2	1-2	53	0

### Field Goal Sequence

Vanderbilt	Opponent
Texas A&M	(33), 45
LSU	22
South Carolina	29

|---- PATs ----|

### SCORING

Amir Abdur-Rahman	1	0-0	0-0	0-0	0	0-0	0	0	6
Pierson Cooke	0	1-4	3-3	0-0	0	0-0	0	0	6
Cam Johnson	1	0-0	0-0	0-0	0	0-0	0	0	6
Ben Bresnahan	1	0-0	0-0	0-0	0	0-0	0	0	6
TEAM	0	0-0	0-0	0-0	0	0-0	0	1	2
Total	3	1-4	3-3	0-0	0	0-0	0	1	26
Opponents	12	5-6	12-12	0-0	0	0-0	0	0	99

### TOTAL OFFENSE

Ken Seals	3	95	-29	411	382	127.3
Ja'Veon Marlow	2	33	148	0	148	74.0
Jamauri Wakefield	3	37	116	0	116	38.7
Keyon Henry-Brooks	1	13	72	0	72	72.0
Mike Wright	3	11	6	25	31	10.3
Jayden Harrison	3	1	16	0	16	5.3
Dashaun Jerkins	2	1	7	0	7	3.5
Elijah Hamilton	3	1	3	0	3	1.0
Rocko Griffin Jr.	2	2	1	0	1	0.5
Tyrell Alexander	3	1	-6	0	-6	-2.0
Total	3	195	334	436	770	256.7
Opponents	3	187	633	722	1355	451.7

### ALL-PURPOSE

Ja'Veon Marlow	2	148	4	0	0	0	152	76.0
Cam Johnson	3	0	127	16	0	0	143	47.7
Donovan Kaufman	2	0	0	0	137	0	137	68.5
Jamauri Wakefield	3	116	16	0	0	0	132	44.0
Jayden Harrison	3	16	12	0	104	0	132	44.0
Amir Abdur-Rahman	3	0	122	0	0	0	122	40.7
Ben Bresnahan	3	0	97	0	0	0	97	32.3
Keyon Henry-Brooks	1	72	21	0	0	0	93	93.0
Chris Pierce Jr.	3	0	29	0	0	0	29	9.7
Dashaun Jerkins	2	7	0	0	0	0	7	3.5
Mike Wright	3	6	0	0	0	0	6	2.0
Tyrell Alexander	3	-6	11	0	0	0	5	1.7
Elijah Hamilton	3	3	0	0	0	0	3	1.0
Randall Haynie	2	0	0	0	0	2	2	1.0
Rocko Griffin Jr.	2	1	0	0	0	0	1	0.5
Justin Ball	3	0	-3	0	0	0	-3	-1.0
Ken Seals	3	-29	0	0	0	0	-29	-9.7
Total	3	334	436	16	241	2	1029	343.0
Opponents	3	633	722	134	38	56	1583	527.7

## 2020 Statistics

No.	Student-Athlete	GP	Solo Tackles	Assists	Total	TFL-Yds	Sacks-Yards	Int-Yds	Pass Breakups	QBH	Fumbles Rcv-Yds	FF	Blocked Kicks	Safety
26	Anfernee Orji	3	8	11	19	.	.	.	1	.	.	.	.	.
10	Dayo Odeyingbo	3	8	10	18	3.5-9	2.5-7	.	.	6	.	.	.	.
7	Dimitri Moore	2	8	9	17	0.5-1	.	.	.	.	.	.	.	.
33	Dashaun Jerkins	2	8	8	16	.	.	.	2	.	1-8	1	.	.
1	Donovan Kaufman	2	8	7	15	.	.	.	1	.	.	.	.	.
23	Jaylen Mahoney	2	9	5	14	2.0-6	.	.	1	.	1-0	.	.	.
24	Alston Orji	2	3	4	7	.	.	.	.	.	.	.	.	.
22	Chase Lloyd	3	1	6	7	0.5-0	.	.	.	.	.	.	.	.
9	Daevion Davis	3	2	5	7	0.5-2	0.5-2	.	.	2	1-0	1	.	.
14	Maxwell Worship	2	3	4	7	.	.	.	1	1	.	.	.	.
28	Allan George	3	5	2	7	1.0-1	.	.	.	.	.	.	.	.
6	Gabe Jeudy-Lally	2	5	1	6	.	.	.	.	.	.	.	.	.
48	Andre Mintze	3	3	2	5	2.0-8	1.0-6	.	.	2	.	1	.	.
95	Raashaan Wilkins Jr.	3	4	1	5	2.0-2	.	.	.	.	1-0	.	.	.
50	Ethan Barr	3	2	2	4	.	.	.	.	.	.	.	.	.
21	Kenny Hebert	3	2	2	4	.	.	.	.	.	.	.	.	.
96	Nate Clifton	3	.	3	3	.	.	.	.	.	.	.	.	.
15	Elijah Hamilton	3	3	.	3	.	.	.	.	.	.	.	.	.
44	Christian James	3	1	2	3	.	.	.	.	.	.	.	.	.
99	Malik Langham	3	1	2	3	.	.	.	.	1	.	.	.	.
5	DC Williams	2	2	1	3	.	.	.	.	.	.	.	.	.
25	Mitchell Pryor	3	.	2	2	.	.	.	.	.	.	.	.	.
4	Randall Haynie	2	1	1	2	.	.	1-2	.	.	.	.	.	.
12	Brayden DeVault-Smith	2	2	.	2	.	.	.	.	.	.	.	.	.
97	Lorenza Surgers	2	2	.	2	.	.	.	1	.	.	.	.	.
59	Scott Meyer	3	1	.	1	.	.	.	.	.	.	.	.	.
1A	Tyrell Alexander	3	1	.	1	.	.	.	.	.	.	.	.	.
0	Frank Coppet	1	1	.	1	.	.	.	.	.	.	.	.	.
94	Rutger Reitmaier	3	.	1	1	.	.	.	.	.	.	.	.	.
70	Bradley Ashmore	3	1	.	1	.	.	.	.	.	.	.	.	.
11	Justin Harris	3	.	1	1	.	.	.	.	.	.	.	.	.
13	Brendon Harris	1	1	.	1	.	.	.	.	.	.	1	.	.
19	Chris Pierce Jr.	3	1	.	1	.	.	.	.	.	.	.	.	.
90	Cameron Tidd	3	1	.	1	.	.	.	.	.	.	.	.	.
TM	TEAM	2	.	.	.	.	.	.	.	.	.	.	.	1
Total		3	98	92	190	12-29	4-15	1-2	7	12	4-8	4	.	1
Opponents		3	110	112	222	27-113	8-53	5-56	10	11	1-7	1	.	.

## 2020 Statistics

### Passing

Ken Seals	Comp	Att	Int	Pct	Yards	TD	Long
Texas A&M	20-29-2	69.0	150	1	27	2-18	110.00
LSU	11-25-2	44.0	113	1	40	3-16	79.17
South Carolina	17-24-0	70.8	148	1	33	3-19	136.38
TOTALS	48-78-4	61.5	411	3	40	8-53	108.24

Mike Wright	Comp	Att	Int	Pct	Yards	TD	Long
South Carolina	1-3-1	33.3	25	0	25	0-0	36.67
TOTALS	1-3-1	33.3	25	0	25	0-0	36.67

### Rushing

	No.-Yards/TD	TAMU	LSU	SC
Ja'Veon Marlow	33-148/0	16-65/0	17-83/0	DNP
Jamauri Wakefield	37-116/0	15-37/0	16-52/0	6-27/0
Keyon Henry-Brooks	13-72/0	DNP	DNP	13-72/0
Jayden Harrison	1-16/0	0-0/0	1-16/0	0-0/0
Dashaun Jerkins	1-7/0	0-0/0	1-7/0	DNP
Mike Wright	8-6/0	0-0/0	3-7/0	5--1/0
Elijah Hamilton	1-3/0	0-0/0	0-0/0	1-3/0
Rocko Griffin	2-1/0	DNP	0-0/0	2-1/0
Tyrell Alexander	1--6/0	0-0/0	0-0/0	1--6/0
Ken Seals	17--29/0	7-3/0	5--12/0	5--20/0

### Receiving

	No.-Yards/TD	TAMU	LSU	SC
Cam Johnson	9-127/1	2-21/0	3-63/0	4-43/1
Amir Abdur-Rahman	8-122/1	5-72/1	1-4/0	2-46/0
Ben Bresnahan	11-97/1	3-28/0	3-31/1	5-38/0
Chris Pierce Jr.	3-29/0	2-10/0	1-19/0	0-0/0
Keyon Henry-Brooks	4-21/0	DNP	DNP	4-21/0
Jamauri Wakefield	5-16/0	3-16/0	1-5/0	1--5/0
Jayden Harrison	4-12/0	1--4/0	2--9/0	1-25/0
Tyrell Alexander	2-11/0	1-6/0	0-0/0	1-5/0
Ja'Veon Marlow	2-4/0	2-4/0	0-0/0	DNP
Justin Ball	1--3/0	1--3/0	0-0/0	0-0/0

### Punt Returns

	No.-Yards	TAMU	LSU	SC
Cam Johnson	2-16	-	-	2-16

### Kick Returns

	No.-Yards	TAMU	LSU	SC
Donovan Kaufman	5-137	2-36	3-101	-
Jayden Harrison	5-104	-	-	5-104

## 2020 Statistics

TOTAL TACKLES	UA-A	TOTAL	TAMU	LSU	SC
Orji, Anfernee LB	8-11	19	3-4	1-3	4-4
Odeyingbo, Dayo DL	8-10	18	4-3	2-4	2-3
Moore, Dimitri LB	8-9	17	DNP	5-3	3-6
Jerkins, Dshaun	8-8	16	4-4	4-4	DNP
Kaufman, Dnovan DB	8-7	15	3-2	5-5	DNP
Mahoney, Jaylen CB	9-5	14	2-2	DNP	7-3
Davis, Daevion DL	2-5	7	2-0	0-3	0-2
George, Allan CB	5-2	7	1-0	0-1	4-1
Lloyd, Chase DB	1-6	7	-	-	1-6
Orji, Alston LB	3-4	7	1-2	2-2	DNP
Worship, Maxwel	3-4	7	DNP	-	3-4
Jeddy-Lally, G CB	5-1	6	2-0	3-1	DNP
Mintze, Andre LB	3-2	5	1-1	1-0	1-1
Wilkins, R DL	4-1	5	1-1	1-0	2-0
Barr, Ethan LB	2-2	4	1-0	1-1	0-1
Hebert, Kenny LB	2-2	4	1-1	-	1-1
Clifton, Nate DL	0-3	3	0-1	0-1	0-1
Hamilton, Elijah CB	3-0	3	-	2-0	1-0
James, Cristian DL	1-2	3	-	0-2	1-0
Langham, Malik DL	1-2	3	-	0-2	1-0
Williams, DC CB	2-1	3	DNP	0-1	2-0
Haynie, Randall CB	1-1	2	0-1	1-0	DNP
Surgers, Lrenza DL	2-0	2	-	2-0	DNP
Pryor, Mitchell	0-2	2	-	-	0-2
DeVault-Smith, B LB	2-0	2	-	2-0	DNP
Meyer, Scott	1-0	1	-	1-0	-
Ashmore, Brad	1-0	1	-	1-0	-
Tidd, Cameron DL	1-0	1	-	1-0	-
Reitmaier, R DL	0-1	1	-	-	0-1
Harris, Justin	0-1	1	-	0-1	-
Alexander, T	1-0	1	-	-	1-0
Coppet, Frank	1-0	1	DNP	1-0	DNP
Harris, Brendon	1-0	1	DNP	DNP	1-0
Pierce, Chris	1-0	1	1-0	-	-

SACKS	UA-A	TOTAL	TAMU	LSU	SC
Odeyingbo, Dayo DL	2-1	2.5	1.0-2	-	1.5-5
Mintze, Andre LB	1-0	1.0	1.0-6	-	-
Davis, Daevion DL	0-1	0.5	-	-	0.5-2



## 2020 Starters • Career Starts

Offense	WR	WR/TE	WR	TE	QB	RB	LT	LG	C	RG	RT
Texas A&M	Abdur-Rahman	Ball	Pierce	Bresnahan	Seals	Marlow	Steen	Dawkins	Miller	Birchmeier	Mignone
LSU	Abdur-Rahman	Ball	Harrison	Bresnahan	Seals	Wakefield	Steen	Dawkins	Miller	Birchmeier	Mignone
South Carolina	Abdur-Rahman	Ball	Pierce	Bresnahan	Seals	Wakefield	Steen	Dawkins	Miller	Birchmeier	Mignone
Defense	DE	DT	DT	OLB/NB	ILB	ILB	CB	CB	S	S	CB/S
Texas A&M	Odeyingbo	Tidd	Wilkins	Mintze	Al. Orji	An. Orji	George	Williams	Jerkins	Kaufman	Mahoney
LSU	Odeyingbo	Tidd	Wilkins	Mintze	Al. Orji	An. Orji	George	Haynie	Jerkins	Harris	Kaufman
South Carolina	Odeyingbo	Tidd	Wilkins	Mintze	Moore	An. Orji	George	Williams	Lloyd	Worship	Mahoney
Games Started	2020	2019	2018	2017	Total	Streak					
Drew Birchmeier • DL	3	12	11	1	27	26					
Dayo Odeyingbo • DL	3	11	10	-	24	7					
Chris Pierce • WR	3	8	9	-	20	6					
Cameron Tidd • DL	3	8	2	3	18	9					
Allan George • NB	3	10	3	-	16	11					
Randall Haynie • CB	2	13	-	-	15	-					
Andre Mintze • OLB	3	10	1	-	14	10					
Tyler Steen • OL	3	11	-	-	14	8					
Dashaun Jerkins • S	2	10	-	-	12	-					
Grant Miller • OL	3	7	-	-	10	5					
Kenny Hebert • OLB	1	7	-	-	8	-					
Jaylen Mahoney • DB	2	3	-	-	5	2					
Dan Dawkins • OL	3	2	-	-	5	3					
Ben Bresnahan • TE	3	2	-	-	5	4					
Amir Abdur-Rahman • WR	3	-	-	-	3	3					
Anfernee Orji • LB	3	-	-	-	3	3					
Ken Seals • QB	3	-	-	-	3	3					
Raashan Wilkins Jr. • DT	2	-	-	-	2	2					
Donovan Kaufman • S	2	-	-	-	2	2					
Ja'Veon Marlow • RB	2	-	-	-	2	-					
Alston Orji • LB	2	-	-	-	2	-					
Justin Harris • S	1	-	-	-	1	-					
Dimitri Moore • LB	1	-	-	-	1	1					
Chase Lloyd • S	1	-	-	-	1	1					
Maxwell Worship • S	1	-	-	-	1	1					

## 2020 Statistics

### Game-by-Game Team Comparisons (Vanderbilt/Opponent)

	Score	1st Downs	Rushing	Passing	Penalties	Rush Yards	Comp-Att-Int	Pass Yards	Plays-Total Yards	Return Yards	Turnovers
Texas A&M	12-17	17/17	6/7	9/8	2/2	38-105 / 27-183	20-29-2 / 17-28-0	150/189	67-255 / 55-372	44/44	2/3
LSU	7-41	17/28	11/10	5/17	1/1	43-153 / 32-161	11-25-2 / 23-37-1	113/337	68-266 / 69-498	103/123	2/1
SOUTH CAROLINA	7-41	15/18	7/8	8/9	0/1	33-76 / 39-289	18-27-1 / 16-24-0	173/196	60-249 / 63-485	120/68	2/1
Totals	26-99	49/63	24/25	22/34	3/4	114-334 / 98-633	49-81-5 / 56-89-1	436/722	195-770 / 187-1355	267/235	6/5

	3rd Down	4th Down	Time Poss	TOP Margin	Yards/Rush	Yards/Pass	Yards/Play	Punting	Penalty Yards
Texas A&M	7-17 / 4-10	1-1 / 0-1	33:59 / 26:01	7:58	2.8 / 6.8	5.2/6.8	3.8/6.8	6-41.0 / 2-45.0	3-35 / 8-50
LSU	7-17 / 4-12	1-2 / 1-1	30:47 / 29:13	1:34	3.6 / 5.0	4.5/9.1	3.9/7.2	7-46.6 / 3-40.3	5-24 / 4-30
SOUTH CAROLINA	1-11 / 6-14	0-3 / 1-1	28:33 / 31:27	-2:54	2.3 / 7.4	6.4/8.2	4.2/7.7	6-40.2 / 2-48.5	2-21 / 4-20
Totals	15-45 / 14-36	2-6 / 2-3	93:19 / 86:41	6:38	2.9 / 6.5	5.4 / 8.1	3.9 / 7.2	19-42.8 / 7-44.0	10-80 / 16-100

### Team Game-by-Game Statistics

	-----RUSHING-----				-----RECEIVING-----				-----PASSING-----				-----KICK RET-----				-----PUNT RET-----				Total
	No.	Yds	TD	Lg	No.	Yds	TD	Lg	Comp-Att-Int	Yds	TD	Lg	No	Yds	TD	Lg	No	Yds	TD	Lg	Offense
Sep 26 at Texas A&M	38	105	0	21	20	150	1	27	20-29-2	150	1	27	2	36	0	18	0	0	0	0	255
Oct 3 LSU	43	153	0	22	11	113	1	40	11-25-2	113	1	40	3	101	0	58	0	0	0	0	266
Oct 10 SOUTH CAROLINA	33	76	0	17	18	173	1	33	18-27-1	173	1	33	5	104	0	27	2	16	0	10	249
Vanderbilt	114	334	0	22	49	436	3	40	49-81-5	436	3	40	10	241	0	58	2	16	0	10	770
Opponent	98	633	7	88	56	722	5	51	56-89-1	722	5	51	2	38	0	31	9	134	0	48	1355

	---TACKLES---				---SACKS---		---FUMBLE---		---Pass Defense---		Blkd	-----PAT-----				Off	
	Solo	Ast	Total	TFL-Yds	No-Yds	FF	FR-Yds	Int-Yds	QBH	Brk	Kick	Att-Mad	Run	Rcv	Saf	TO	Pts
Sep 26 at Texas A&M	27	22	49	3.0-10	2.0-8	3	3-8	0-0	2	3	0	1-1	0	0	1	7	12
Oct 3 LSU	36	34	70	1.0-2	0.0-0	0	0-0	1-2	3	3	0	1-1	0	0	0	7	7
Oct 10 SOUTH CAROLINA	35	36	71	8.0-17	2.0-7	1	1-0	0-0	7	1	0	1-1	0	0	0	0	7
Vanderbilt	98	92	190	12.0-29	4.0-15	4	4-8	1-2	12	7	0	3-3	0	0	1	14	26
Opponent	110	112	222	27.0-113	8.0-53	1	1-7	5-56	11	10	0	12-12	0	0	0	7	99

## 2020 Scoring Drives

### Vanderbilt

#### Texas A&M

Quarter	Time	Scoring Play	Plays-Yards	TOP
1	8:58	Pierson Cooke 33 yd field goal	13-60	6:02
2	7:23	Team safety	--	--
3	2:45	Amir Abdur-Rahman 7 yd pass from Seals (Cooke kick)	9-43	4:22

#### LSU

Quarter	Time	Scoring Play	Plays-Yards	TOP
2	5:07	Ben Bresnahan 8 yd pass from Seals (Cooke kick)	8-58	3:59

#### South Carolina

Quarter	Time	Scoring Play	Plays-Yards	TOP
3	3:59	Cam Johnson 22 yd pass from Seals (Cooke kick)	9-756	3:59

### Opponent

#### Texas A&M

Quarter	Time	Scoring Play	Plays-Yards	TOP
1	3:33	Ainas Smith 25 yd run (Small kick)	7-75	3:25
3	13:20	Caleb Chapman 17 yd pass from Mond (Small kick)	3-75	1:40
4	14:00	Seth Small 24 yd field goal	9-68	3:45

#### LSU

Quarter	Time	Scoring Play	Plays-Yards	TOP
1	6:09	Jontre Kirklin 28 yd pass from Brennan (York kick)	6-85	1:44
2	12:28	Terrace Marshall Jr. 16 yd pass from Brennan (York kick)	4-38	1:35
2	4:12	Terrace Marshall Jr. 51 yd pass from Brennan (York kick)	3-75	0:55
3	10:25	Cade York 53 yd field goal	7-25	1:53
3	7:10	Cade York 31 yd field goal	4-7	1:03
3	0:46	Jontre Kirklin 29 yd pass from Brennan (York kick)	9-85	3:29
4	8:11	John Emery Jr. 12 yd run (York kick)	7-79	3:05

#### South Carolina

Quarter	Time	Scoring Play	Plays-Yards	TOP
1	5:19	Parker White 42 yd field goal	13-42	6:58
2	2:09	Collin Hill 1 yd run (White kick)	12-96	6:08
3	13:00	Kevin Harris 25 yd run (White kick)	2-34	0:29
3	4:22	Collin Hill 10 yd run (White kick)	9-75	4:39
3	0:21	Parker White 40 yd field goal	7-26	2:52
4	13:07	Kevin Harris 88 yd run	1-88	0:12
4	10:21	Dakereon Joyner 47 yd run (White kick)	1-47	0:13

## 2020 Season Highs

Vanderbilt		
<u>Individual</u>		
Rushes	17	Ja'Veon Marlow vs. LSU (Oct 3, 2020)
Yards Rushing	85	Ja'Veon Marlow vs. LSU (Oct 3, 2020)
TD Rushes	--	--
Long Rush	22	Ja'Veon Marlow vs. LSU (Oct 3, 2020)
Pass attempts	25	Ken Seals vs. LSU (Oct 3, 2020)
Pass completions	20	Ken Seals at Texas A&M (Sep 26, 2020)
Yards Passing	150	Ken Seals at Texas A&M (Sep 26, 2020)
TD Passes	1	Ken Seals at Texas A&M (Sep 26, 2020)
Long Pass	40	Ken Seals vs. LSU (Oct 3, 2020)
Receptions	5	Amir Abdur-Rahman at Texas A&M (Sep 26, 2020)
Yards Receiving	72	Amir Abdur-Rahman at Texas A&M (Sep 26, 2020)
TD Receptions	1	Amir Abdur-Rahman at Texas A&M (Sep 26, 2020)
Long Reception	40	Cam Johnson vs. LSU (Oct 3, 2020)
Field Goals	1	Pierson Cooke at Texas A&M (Sep 26, 2020)
Long Field Goal	33	Pierson Cooke vs. LSU (Oct 3, 2020)
Punts	7	Harrison Smith at Texas A&M (Sep 26, 2020)
Punting Avg	46.6	Harrison Smith vs. LSU (Oct 3, 2020)
Long Punt	53	Harrison Smith vs. LSU (Oct 3, 2020)
Punts inside 20	3	Harrison Smith vs. LSU (Oct 3, 2020)
Long Punt Return	10	Cam Johnson vs South Carolina (Oct 10, 2020)
Long Kickoff Return	58	Donovan Kaufman vs LSU (Oct 3, 2020)
Tackles	10	Dashaun Jerkins vs. LSU (Oct 3, 2020)
Sacks	1.5	Dayo Odeyingbo vs. South Carolina (Oct 10, 2020)
Tackles For Loss	2.0	Dayo Odeyingbo at Texas A&M (Sep 26, 2020)
Interceptions	1	Randall Haynie vs. LSU (Oct 3, 2020)
<u>Team</u>		
Rushes	43	vs LSU (Oct 3, 2020)
Yards Rushing	153	vs LSU (Oct 3, 2020)
Yards Per Rush	3.6	vs LSU (Oct 3, 2020)
Pass attempts	29	at Texas A&M (Sep 26, 2020)
Pass completions	20	at Texas A&M (Sep 26, 2020)
Yards Passing	173	vs South Carolina (Oct 10, 2020)
Yards Per Pass	6.4	vs South Carolina (Oct 10, 2020)
TD Passes	1	at Texas A&M (Sep 26, 2020)
Total Plays	68	vs South Carolina (Oct 10, 2020)
Total Offense	266	vs LSU (Oct 3, 2020)
Yards Per Play	4.2	vs South Carolina (Oct 10, 2020)
Points	12	at Texas A&M (Sep 26, 2020)
Sacks By	2	at Texas A&M (Sep 26, 2020)
First Downs	17	vs South Carolina (Oct 10, 2020)
Penalties	5	at Texas A&M (Sep 26, 2020)
Penalty Yards	35	vs LSU (Oct 3, 2020)
Turnovers	2	at Texas A&M (Sep 26, 2020)
Interceptions By	1	vs South Carolina (Oct 10, 2020)
Punts	7	vs LSU (Oct 3, 2020)
Punting Avg	46.6	vs LSU (Oct 3, 2020)
Long Punt	56	vs South Carolina (Oct 10, 2020)
Punts inside 20	3	vs LSU (Oct 3, 2020)
Long Punt Return	10	vs South Carolina (Oct 10, 2020)
<u>Longest Plays</u>		
Rush	22	Ja'Veon Marlow vs. LSU (Oct 3, 2020)
Pass	40	Ken Seals to Cam Johnson vs. LSU (Oct 3, 2020)
Field Goal	33	Pierson Cooke, at Texas A&M (Sep 26, 2020)
Punt	53	Harrison Smith vs. LSU (Oct 3, 2020)
Punt Return	--	--
Kickoff Return	36	Donovan Kaufman, at Texas A&M (Sep 26, 2020)
Interception Return	--	--

Opponent		
<u>Individual</u>		
Rushes	21	Kevin Harris, vs South Carolina (Oct 10, 2020)
Yards Rushing	171	Kevin Harris, vs South Carolina (Oct 10, 2020)
TD Rushes	2	Kevin Harris, vs South Carolina (Oct 10, 2020)
Long Rush	88	Collin Hill, vs South Carolina (Oct 10, 2020)
Pass attempts	37	Kevin Harris, vs South Carolina (Oct 10, 2020)
Pass completions	23	Myles Brennan, vs LSU (Oct 3, 2020)
Yards Passing	337	Myles Brennan, vs LSU (Oct 3, 2020)
TD Passes	4	Myles Brennan, vs LSU (Oct 3, 2020)
Long Pass	51	Myles Brennan, vs LSU (Oct 3, 2020)
Receptions	5	Nick Muse, vs South Carolina (Oct 10, 2020)
Yards Receiving	85	Nick Muse, vs South Carolina (Oct 10, 2020)
TD Receptions	2	Jontre Kirklin, vs LSU (Oct 3, 2020)
Long Reception	51	T. Marshall, vs LSU (Oct 3, 2020)
Field Goals	2	T. Marshall, vs LSU (Oct 3, 2020)
Long Field Goal	53	Cade York, vs LSU (Oct 3, 2020)
Punts	3	Parker White, vs South Carolina (Oct 10, 2020)
Punting Avg	48.5	Cade York, vs LSU (Oct 3, 2020)
Long Punt	54	Z.Von Rosenberg, vs LSU (Oct 3, 2020)
Punts inside 20	3	Kai Kroeger, vs South Carolina (Oct 10, 2020)
Long Punt Return	48	Z.Von Rosenberg, vs LSU (Oct 3, 2020)
Long Kickoff Return	31	Derek Stingley, vs LSU (Oct 3, 2020)
Tackles	13	Shi Smith, vs South Carolina (Oct 10, 2020)
Sacks	1.5	Ernest Jones, vs South Carolina (Oct 10, 2020)
Tackles For Loss	3.0	Micheal Clemons, at Texas A&M (Sep 26, 2020)
Interceptions	1	Ernest Jones, vs South Carolina (Oct 10, 2020)
Total Plays	69	Leon O'Neal, at Texas A&M (Sep 26, 2020)
Total Offense	498	D Richardson, at Texas A&M (Sep 26, 2020)
Yards Per Play	7.7	Todd Harris, vs LSU (Oct 3, 2020)
Points	41	Eli Ricks, vs LSU (Oct 3, 2020)
Sacks By	3	Cam Smith, vs South Carolina (Oct 10, 2020)
First Downs	28	vs South Carolina (Oct 10, 2020)
Penalties	8	vs LSU (Oct 3, 2020)
Penalty Yards	50	at Texas A&M (Sep 26, 2020)
Turnovers	3	at Texas A&M (Sep 26, 2020)
Interceptions By	2	at Texas A&M (Sep 26, 2020)
Punts	3	vs South Carolina (Oct 10, 2020)
Punting Avg	48.5	vs LSU (Oct 3, 2020)
Long Punt	54	vs South Carolina (Oct 10, 2020)
Punts inside 20	3	vs LSU (Oct 3, 2020)
Long Punt Return	48	vs LSU (Oct 3, 2020)
<u>Longest Plays</u>		
Rush	57	Isaiah Spiller, Texas A&M (Sep. 26, 2020)
Pass	70	Kellen Mond to Ainius Smith, Texas A&M (Sep. 26, 2020)
Field Goal	42	Parker White, South Carolina (Oct. 10, 2020)
Punt	54	Zach Von Rosenberg, LSU (Oct 3, 2020)
Punt Return	48	Derek Stingley Jr., LSU (Oct 3, 2020)
Kickoff Return	7	Chase Lane, Texas A&M (Sep. 26, 2020)
Interception Return	35	Leon O'Neal Jr. , Texas A&M (Sep. 26, 2020)



## 2020 Game Recaps

### Vanderbilt vs. No. 10 Texas A&M Sep. 26 • College Station, Texas

	1	2	3	4	Final
Vanderbilt (0-1, 0-1)	3	2	7	0	12
Texas A&M (1-0, 1-0)	7	0	7	3	17

Qtr	Time	Team - Scoring Play	Plays-Yards	TOP
1st	8:58	VANDY - Pierson Cooke 33 yd field goal	13-60	6:02
	3:33	TAMU - Ainas Smith 25 yd run (Small kick)	7-75	3:25
2nd	7:23	VANDY - Team safety	--	--
3rd	13:20	TAMU - Caleb Chapman 17 yd pass from Mond (Small kick)	3-75	1:40
	2:45	VANDY - Amir Abdur-Rahman 7 yd pass from Seals (Cooke kick)	9-43	4:22
4th	14:00	TAMU - Seth Small 24 yd field goal	9-68	3:45

	Vanderbilt	Texas A&M
FIRST DOWNS	17	17
RUSHES-YARDS (NET)	38-105	27-183
PASSING YDS (NET)	150	189
Passes Att-Comp-Int	29-20-2	28-17-0
TOTAL OFFENSE PLAYS-YARDS	67-255	55-372
Fumble Returns-Yards	3-8	0-0
Punt Returns-Yards	0-0	2-2
Kickoff Returns-Yards	2-36	1-7
Interception Returns-Yards	0-0	2-35
Punts (Number-Avg)	6-41.0	2-90.0
Fumbles-Lost	0-0	5-3
Penalties-Yards	3-35	8-50
Possession Time	33:59	26:01
Third-Down Conversions	7 of 17	4 of 10
Fourth-Down Conversions	1 of 1	0 of 1
Red-Zone Scores-Chances	2-3	2-2
Sacks By: Number-Yards	1-2	2-18

RUSHING: Vanderbilt-Ja'Veon Marlow 16-65; Jamauri Wakefield 15-37; Ken Seals 7-3.  
Texas A&M-Isaiah Spiller 8-117; Ainiias Smith 10-51; Kellen Mond 7-18; TEAM 2-(-3).

PASSING: Vanderbilt-Ken Seals 20-29-2.  
Texas A&M-Kellen Mond 17-28-0.

RECEIVING: Vanderbilt-Amir Abdur-Rahman 5-72; Ben Bresnahan 3-28; Jamauri Wakefield 3-16; Cam Johnson 2-21; Chris Pierce 2-10; Ja'Veon Marlow 2-4; Tyrell Alexander 1-6; Justin Ball 1-(-3); Jaden Harrison 1-(-4).  
Texas A&M-Caleb Chapman 4-40; Jalen Preston 4-39; Chase Lane 3-38; Ainiias Smith 2-27; Kam Brown 2-19; Jalen Wydermyer 2-19.

TACKLES (UA-A): Vanderbilt-Dashaun Jerkins 4-4; Dayo Odeyingbo 4-3; Anfernee Orji 3-4; Dnovan Kaufman 3-2; Jaylen Mahoney 2-2; Alston Orji 1-2; Gabe Jeudy-Lally 2-0; Daevion Davis 2-0; Kenny Hebert 1-1; Andre Mintze 1-1; Raashaan Wilkins Jr. 1-1; Chris Pierce 1-0; Allan George 1-0; Ethan Barr 1-0; Nate Clifton 0-1; Randall Haynie 0-1.  
Texas A&M-Buddy Johnson 4-7; Aaron Hansford 3-8; DeMarvin Leal 4-3; Leon O'Neal 3-4; Demani Richardson 5-2; Jaylon Jones 2-4; Andre White 1-4; Jayden Peevy 2-3; Myles Jones 2-2; Micheal Clemons 1-3; Erick Young 2-1; Bobby Brown 0-3; Devin Morris 1-1; McKinnley Jackson 0-2; Tyree Johnson 0-1; Keldrick Carper 1-0; Jeremiah Martin 0-1; Earnest Crownover 0-1; Carson Green 1-0.

### Something to Build On

COLLEGE STATION, Texas - Isaiah Spiller had 117 yards rushing, Ainiias Smith ran for a touchdown and No. 10 Texas A&M overcame three turnovers to beat Vanderbilt 17-12 in the season-opener for both teams.

Spiller had 5 five yards rushing in the first half before getting going after halftime. Smith added 51 yards rushing after switching from receiver to running back this season to steady the offense on a night when Kellen Mond fumbled twice, losing one.

The Aggies didn't trail after the first quarter but were never able to pull away because of three fumbles and a penalty that resulted in a safety.

Vanderbilt started Ken Seals at quarterback, making him just the third true freshman quarterback to start a SEC season opener since freshman eligibility was restored in 1972. He threw for 150 yards with a touchdown and two interceptions.

Spiller got things going for A&M after halftime when he ran for 57 yards on the first play of the third quarter. Texas A&M pushed the lead to 14-5 when Mond connected with Caleb Chapman on a 17-yard TD pass two plays later.

Seals threw an interception on Vanderbilt's next drive, but the Aggies couldn't cash in on the mistake after Mond fumbled at the end of a run on the ensuing possession.

The Commodores cut the lead to 14-12 late in the third quarter when Seals threw a perfect strike to Amir Abdur-Rahman in the corner of the end zone for a 7-yard touchdown. Abdur-Rahman had five receptions for 72 yards -- both career highs.

The Aggies added a field goal early in the fourth quarter to make it 17-12. Texas A&M was driving later in the quarter when Daevion Davis forced a fumble after a reception by Jalen Preston and recovered it to give Vanderbilt the ball at their own 42.

But a pass by Seals was tipped and intercepted by Leon O'Neal. He returned it 35 yards and the Aggies got 15 more yards after Chris Pierce was flagged for a late hit when he threw O'Neal down at the end of the run while he was out of bounds on the A&M sideline.

The Aggies came away empty on their next drive when Mond fumbled the handoff on fourth-and-1. But Vanderbilt had to punt it back to allow Texas A&M to hold on for the victory.

Vanderbilt led 3-0 in the first quarter before Smith ran 25 yards for a touchdown to put A&M on top.

There were about eight minutes left in the second quarter when Andre Mintze hit Mond to force a fumble which was recovered by Dashaun Jerkins. The Commodores couldn't move the ball and had to punt. But Brian George received a personal foul for a blind side block in the end zone to give Vanderbilt a safety to cut the lead to 7-5.

## 2020 Game Recaps

### No. 20 LSU vs. Vanderbilt Oct. 3 • Nashville, Tenn.

	1	2	3	4	Final
LSU (1-1, 1-1)	7	14	13	7	41
Vanderbilt (0-2, 0-2)	0	7	0	0	7

Qtr	Time	Team - Scoring Play	Plays-Yards	TOP
1st	6:09	LSU - Jontre Kirklin 28 yd pass from Brennan (York kick)	6-85	1:44
2nd	12:28	LSU - Terrace Marshall Jr. 16 yd pass from Brennan (York kick)	4-38	1:35
	5:07	VANDY - Ben Bresnahan 8 yd pass from Seals (Cooke kick)	8-58	3:59
	4:12	LSU - Terrace Marshall Jr. 51 yd pass from Brennan (York kick)	3-75	0:55
3rd	10:25	LSU - Cade York 53 yd field goal	7-25	1:53
	7:10	LSU - Cade York 31 yd field goal	4-7	1:03
	0:46	LSU - Jontre Kirklin 29 yd pass from Brennan (York kick)	9-85	3:29
4th	8:11	LSU - John Emery Jr. 12 yd run (York kick)	7-79	3:05

	LSU	Vanderbilt
FIRST DOWNS	28	17
RUSHES-YARDS (NET)	32-161	43-153
PASSING YDS (NET)	278	96
Passes Att-Comp-Int	37-23-1	25-11-2
TOTAL OFFENSE PLAYS-YARDS	69-498	68-266
Fumble Returns-Yards	0-0	0-0
Punt Returns-Yards	4-102	0-0
Kickoff Returns-Yards	0-0	3-101-0
Interception Returns-Yards	0-0	1-2
Punts (Number-Avg)	3-40.3	7-46.6
Fumbles-Lost	0-0	0-0
Penalties-Yards	2-10	4-15
Possession Time	29:13	30:47
Third-Down Conversions	4 of 12	7 of 17
Fourth-Down Conversions	1 of 1	0 of 1
Red-Zone Scores-Chances	3-4	1-3
Sacks By: Number-Yards	3-16	0-0

**RUSHING:** LSU-John Emery Jr. 12-103; Josh Williams 8-30; Tyrion Davis-Price 8-29; Myles Brennan 2-3; TEAM 2-(-4).

**Vanderbilt-Ja'Veon Marlow** 17-83; Jamuari Wakefield 16-52; Jayden Harrison 1-16; Mike Wright 3-7; Dashaun Jerkina 1-7; Ken Seals 5-(-12).

**PASSING:** LSU-Myles Brennan 23-37-1.  
Vanderbilt-Ken Seals 11-25-2.

**RECEIVING:** LSU-T. Marshall Jr. 2-67; Jontre Kirklin 3-65; Arik Gilbert 4-43; Jaray Jenkins 3-32; Racey McMath 1-22; John Emery Jr. 3-21; T. Davis-Price 2-16; Trey Palmer 1-2; Koy Moore 1-7; Alex Adams 1-6.

**Vanderbilt-Cam Johnson** 3-63; Ben Bresnahan 3-31; Chris Pierce Jr. 1-19; Jamauri Wakefield 1-5; Amri Abdur-Rahman 1-4; Jayden Harrison 2-(-9).

**TACKLES (UA-A):** LSU-JaCoby Stevens 5-6; Jabril Cox 6-7; Derek Stingley Jr. 5-6; Andre Anthony 3-6; Cordale Flott 4-4; Neil Farrell Jr. 1-4; Todd Harris Jr. 2-3; BJ Ojulari 2-3; Siaki Ika 2-3; Joseph Evans 1-3; Damone Clark 1-3; Ali Gaye 1-3; Eli Ricks 1-2; Micah Baskerville 1-2; Travez Moore 1-2; Cameron Moore 1-2; Lloyd Cole 1-1; Maurice Hampton Jr. 0-1; Jaquelin Roy 0-1; Jordan Toles 0-1; Ray Thornton 0-1.

**Vanderbilt-Donovan Kaufman** 5-5; Dimitri Moore 5-3; Dashaun Jerkins 4-4; Dayo Odeyingbo 2-4; Gabe Judy-Lally 3-1; Alston Orji 2-2; Anfernee Orji 1-3; Daevion Davis 0-3; Lorenza Surgers 2-0; Elijah Hamilton 2-0; Brayden DeVault-Smith 2-0; Ethan Barr 1-1; Malik Langham 0-2; Christian James 0-2; Raashaan Wilkins Jr. 1-0; Frank Coppet 1-0; Andre Mintze 1-0; Scott Meyer 1-0; Cameron Tidd 1-0; Randall Haynie 1-0; Bradley Ashmore 1-0; Nate Clifton 0-1; DC Williams 0-1; Justin Harris 0-1; Allan George 0-1.

### Missed Opportunities

NASHVILLE, Tenn. — Myles Brennan threw for 337 yards and four touchdowns and No. 20 LSU beat Vanderbilt 41-7.

The defending national champs never trailed after losing their season opener to Mississippi State when Brennan was sacked seven times. LSU also extended its winning streak over the Commodores to nine in a series it leads 24-7-1.

The Tigers outgained Vanderbilt 498-266, and the defense came up with two interceptions and a pair of sacks.

Brennan completed passes to 11 different receivers against a Vanderbilt defense that had consistent pressure against Kellen Mond in an opening loss at Texas A&M.

Terrace Marshall Jr. finished with two TDs on two catches, and Jontre Kirklin had 65 yards receiving and two TD catches, the second a toe-tapper at the back of the end zone off a flea flicker. John Emery ran for 103 yards and a TD.

Vanderbilt had its chances with freshman Ken Seals making his home debut. When Randall Haynie picked off an overthrown pass from Brennan, Seals hit tight end Ben Bresnahan with an 8-yard TD pass to pull the Commodores to 14-7 in the second quarter.

Todd Harris Jr. picked off Seals' pass at the goal line early in the fourth quarter.

## 2020 Game Recaps

### South Carolina vs. Vanderbilt Oct. 10 • Nashville, Tenn.

	1	2	3	4	Final
South Carolina	3	7	17	14	41
Vanderbilt	0	0	7	0	7

Qtr	Time	Team - Scoring Play	Plays-Yards	TOP
1st	05:19	SC - Parker White 42 yd field goal	13-42	6:58
2nd	02:09	SC - Collin Hill 1 yd run (White kick)	12-96	6:08
3rd	13:00	SC - Kevin Harris 25 yd run (White kick)	2-34	0:29
	09:01	VANDY - Cam Johnson 22 yd pass from Ken Seals (Cooke kick)	9-75	3:59
	04:22	SC - Collin Hill 10 yd run (White kick)	9-75	4:39
	00:21	SC - Parker White 40 yd field goal	7-26	2:52
4th	13:07	SC - Kevin Harris 88 yd run (White kick)	1-88	0:12
	10:21	SC - Dakereon Joyner 47 yd run (White kick)	1-47	0:13

	SC	Vanderbilt
FIRST DOWNS	18	15
RUSHES-YARDS (NET)	39-289	33-76
PASSING YDS (NET)	278	96
Passes Att-Comp-Int	16-24-0	18-27-1
TOTAL OFFENSE PLAYS-YARDS	63-485	60-249
Fumble Returns-Yards	0-0	0-0
Punt Returns-Yards	3-30-0	2-16-0
Kickoff Returns-Yards	1-31	5-104
Interception Returns-Yards	1-0	1-2
Punts (Number-Avg)	2-48.5	6-40.2
Fumbles-Lost	1-1	3-1
Penalties-Yards	4-20	2-21
Possession Time	31:27	28:33
Third-Down Conversions	6 of 14	1 of 11
Fourth-Down Conversions	1 of 1	0 of 3
Red-Zone Scores-Chances	3-3	0-2
Sacks By: Number-Yards	3-19	2-7

**RUSHING:** South Carolina-Kevin Harris 21-171; Dakereon Joyner 1-47; ZaQuandre White 2-29; Deshaun Fenwick 5-28; Collin Hill 6-12; Shi Smith 1-2; Luke Doty 1-2; TEAM 1-minus 1; Ryan Hilinski 1-(-1).

**Vanderbilt-Keyon Henry-Brooks** 13-72; Jamauri Wakefield 6-27; Elijah Hamilton 1-3; Rocko Griffin Jr. 2-1; Mike Wright 5-(-1); Tyrell Alexander 1-(-6); Ken Seals 5-(-20).

**PASSING:** South Carolina-Collin Hill 16-24-0-196.

**Vanderbilt-Ken Seals** 17-24-0-148; Mike Wright 1-3-1-25.

**RECEIVING:** South Carolina-Nick Muse 5-85; Shi Smith 4-46; Kevin Harris

4-29; Xavier Legette 2-30; Josh Vann 1-6.

**Vanderbilt-Ben Bresnahan** 5-38; Cam Johnson 4-43; Keyon Henry-Brooks 4-21; Amir Abdur-Rahman 2-46; Jayden Harrison 1-25; Tyrell Alexander 1-5; Jamauri Wakefield 1-(-5).

**TACKLES (UA-A):** South Carolina-Ernest Jones 7-6; Jammie Robinson 4-3; Shilo Sanders 5-1; Jordan Burch 3-2; Jaylan Foster 3-2; Damani Staley 1-4; Darius Rush 3-1; Rick Sandidge 2-1; Aaron Sterling 2-1; R.J. Roderick 1-2; John Dixon 2-0; Spencer Eason-Riddle 2-0; M.J. Webb 1-1; Jabari Ellis 0-2; Israel Mukuamu 0-2; Mohamed Kaba 0-2; Jaycee Horn 1-0; Kingsley Enagbare 1-0; Zacch Pickens 1-0; Cam Smith 0-1; Keveon Mullins 0-1.

**Vanderbilt-Jaylen Mahoney** 7-3; Dimitri Moore 3-6; Anfernee Orji 4-4; Maxwell Worship 3-4; Chase Lloyd 1-6; Allan George 4-1; Dayo Odeyingbo 2-3; DC Williams 2-0; Raashaan Wilkins Jr. 2-0; Kenny Hebert 1-1; Andre Mintze 1-1; Daevion Davis 0-2; Mitchell Pryor 0-2; Christian James 1-0; Tyrell Alexander 1-0; Brendon Harris 1-0; Elijah Hamilton 1-0; Malik Langham 1-0; Ethan Barr 0-1; Nate Clifton 0-1; Rutger Reitmaier 0-1.

### Fighting the Uncontrollables

NASHVILLE, Tenn. — South Carolina quarterback Collin Hill ran for two touchdowns and Kevin Harris ran for two TDs and a career-high 171 yards as the Gamecocks beat Vanderbilt 41-7.

South Carolina won its 12th straight in this series by dominating Vanderbilt 486-249 in total offense and three sacks on a rainy day. The Gamecocks had more yards rushing (290) than the Commodores had total yards.

Harris ran for a 25-yard TD early in the third and added a career-long 88-yarder early in the fourth.

Vanderbilt remains winless after having 56 scholarship players available for this game, just three above the limit set by the Southeastern Conference for a team to play a game. The Commodores already had six players opt out of this season.

Vanderbilt coach Derek Mason said he learned Thursday that his numbers would be limited by injuries and contact tracing during a pandemic.

Parker White kicked a pair of field goals, including a 43-yarder that gave the Gamecocks the lead for good in the first quarter.

Vanderbilt had its chances early to either tie or take a lead. Pierson Cooke missed a 29-yard field goal wide right for Vanderbilt and is now 1 of 4 this season.

In the second quarter, the Commodores went for it on fourth-and-2 at the South Carolina 3. Freshman Ken Seals rolled right and wound up being tackled, missing the chance to throw to a receiver in the end zone when open or run himself.

Hill hit Nick Muse with a 32-yard pass, starting a 12-play, 96-yard drive that the South Carolina quarterback capped himself for a 14-point swing. Hill went over the top for a 1-yard touchdown and a 10-0 lead with 2:09 left in the first half.

South Carolina scored the final 24 points. Hill ran for a 10-yard TD in the third, and Harris broke loose for his 88-yarder and Dakereon Joyner had a 47-yard TD, both in the fourth.

## Season-by-Season Records • Head Coach Records

Season	W	L	T	Head Coach
1890	1	0	--	Elliott H. Jones
1891	3	1	--	Elliott H. Jones
1892	4	4	--	Elliott H. Jones
1893	6	1	--	W.J. Keller
1894	7	1	--	Henry Thornton
1895	5	3	1	C.L. Upton
1896	3	2	2	R.G. Acton
1897	6	0	1	R.G. Acton
1898	1	5	--	R.G. Acton
1899	7	2	--	J.L. Crane
1900	4	4	1	J.L. Crane
1901	6	1	1	W.H. Watkins
1902	8	1	--	W.H. Watkins
1903	6	1	1	J.H. Henry
1904	9	0	--	Dan McGugin
1905	7	1	--	Dan McGugin
1906	8	1	--	Dan McGugin
1907	5	1	1	Dan McGugin
1908	7	2	1	Dan McGugin
1909	7	3	--	Dan McGugin
1910	8	0	1	Dan McGugin
1911	8	1	--	Dan McGugin
1912	8	1	1	Dan McGugin
1913	5	3	--	Dan McGugin
1914	2	6	--	Dan McGugin
1915	9	1	--	Dan McGugin
1916	7	1	1	Dan McGugin
1917	5	3	--	Dan McGugin
1918	4	2	--	Ray Morrison
1919	5	1	2	Dan McGugin
1920	5	3	1	Dan McGugin
1921	7	0	1	Dan McGugin
1922	8	0	1	Dan McGugin
1923	5	2	1	Dan McGugin
1924	6	3	1	Dan McGugin
1925	6	3	--	Dan McGugin
1926	8	1	--	Dan McGugin
1927	8	1	2	Dan McGugin
1928	8	2	--	Dan McGugin
1929	7	2	--	Dan McGugin
1930	8	2	--	Dan McGugin
1931	5	4	--	Dan McGugin
1932	6	1	2	Dan McGugin
1933	4	3	3	Dan McGugin
1934	6	3	--	Dan McGugin
1935	7	3	--	Ray Morrison
1936	3	5	1	Ray Morrison
1937	7	2	--	Ray Morrison
1938	6	3	--	Ray Morrison
1939	2	7	1	Ray Morrison
1940	3	6	1	Red Sanders
1941	8	2	--	Red Sanders
1942	6	4	--	Red Sanders
1943	5	0	--	E.H. Alley
1944	3	0	1	Doby Bartling
1945	3	6	--	Doby Bartling
1946	5	4	--	Red Sanders
1947	6	4	--	Red Sanders
1948	8	2	1	Red Sanders
1949	5	5	--	Bill Edwards
1950	7	4	--	Bill Edwards
1951	6	5	--	Bill Edwards
1952	3	5	2	Bill Edwards
1953	3	7	--	Art Guepe
1954	2	7	--	Art Guepe
1955	8	3	--	Art Guepe
1956	5	5	--	Art Guepe
1957	5	3	2	Art Guepe

Head Coach	Seasons	W	L	T
Elliott H. Jones	1890-92	8	5	--
W.J. Keller	1893	6	1	--
Henry Thornton	1894	7	1	--
C.L. Upton	1895	5	3	1
R.G. Acton	1896-98	10	7	3
J.L. Crane	1899-1900	11	6	1
W.H. Watkins	1901-02	14	2	1
J.H. Henry	1903	6	1	--
Dan McGugin •	1904-34	197	55	19
Ray Morrison	1918, 1935-39	29	22	2
Red Sanders ••	1940-48	36	22	2
E.H. Alley	1943	5	0	--
Doby Bartling	1944-45	6	6	1
Bill Edwards	1949-52	21	19	2
Art Guepe	1953-62	39	54	7
Jack Green	1963-66	7	29	4
Bill Pace	1967-72	22	38	3
Steve Sloan	1973-74	12	9	2
Fred Pancoast	1975-78	13	31	--
George MacIntyre	1979-85	25	52	1
Watson Brown	1986-90	10	45	--
Gerry DiNardo	1991-94	19	25	--
Rod Dowhower	1995-96	4	18	--
Woody Widenhofer	1997-2001	15	40	--
Bobby Johnson	2002-09	29	66	--
Robbie Caldwell	2010	2	10	--
James Franklin	2011-13	24	15	--
Derek Mason	2014-active	27	50	--
	130 seasons	609	632	50

• McGugin missed the 1918 season on military duty during World War I.

•• Sanders missed the 1943-45 seasons on military duty during World War II.

Unbeaten (8)		
1944	3-0-1	Doby Bartling
1943	5-0-0	E.H. Alley
1922	8-0-1	Dan McGugin
1921	7-0-1	Dan McGugin
1910	8-0-1	Dan McGugin
1904	9-0-0	Dan McGugin
1897	6-0-1	R.G. Acton
1890	1-0-0	Elliott H. Jones

Nine-Win Seasons (4)		
2013	9-4	James Franklin
2012	9-4	James Franklin
1915	9-1	Dan McGugin
1904	9-0	Dan McGugin

Eight-Win Seasons (13)		
1982	8-4	George MacIntyre
1955	8-3	Art Guepe
1948	8-2-1	Red Sanders
1941	8-2	Red Sanders
1930	8-2	Dan McGugin
1928	8-2	Dan McGugin
1927	8-1-2	Dan McGugin
1926	8-1	Dan McGugin
1922	8-0-1	Dan McGugin
1912	8-1-1	Dan McGugin
1911	8-1	Dan McGugin
1910	8-0-1	Dan McGugin
1902	8-1	W.H. Watkins



# The Last Time

## Vanderbilt

Three touchdowns .....	Ke'Shawn Vaughn vs. Baylor (3 • 12.27.18)
Four or more touchdowns .....	Earl Bennett vs. Kentucky (5 • 11.12.05)
Three passing touchdowns.....	Kyle Shurmur vs. Tennessee (3 • 11.24.18)
Four or more passing touchdowns.....	Kyle Shurmur at Tennessee (4 • 11.25.17)
Five or more passing touchdowns.....	Johnny McCrary vs. Old Dominion (5 • 11.1.14)
200 or more passing yards .....	Riley Neal vs. LSU (206 • 9.21.19)
300 or more passing yards.....	Riley Neal at Purdue (378 • 9.7.19)
400 or more passing yards .....	Kyle Shurmur vs. Tennessee (416 • 11.26.16)
70-yard completion.....	Riley Neal-Chris Pierce Jr. at Purdue (75 • 9.7.19)
100 or more rushing yards .....	Ke'Shawn Vaughn vs. UNLV (140 • 10.12.19)
200 or more rushing yards .....	Ke'Shawn Vaughn vs. Baylor (243 • 12.27.18)
300 or more rushing yards .....	Frank Mordica vs. Air Force (321 • 11.18.78)
70-yard rush.....	Ke'Shawn Vaughn vs. Tennessee State (78 • 9.29.18)
Three or more rushing touchdowns.....	Ke'Shawn Vaughn at Arkansas (3 • 10.27.18)
100 or more receiving yards.....	Chris Pierce at Purdue (133 • 9.7.19)
200 or more receiving yards.....	Trent Sherfield vs. Austin Peay (240 • 9.1.15)
Two touchdown receptions .....	Jared Pinkney vs. ETSU (2 • 11.23.19)
Three or more touchdown receptions .....	Earl Bennett vs. Richmond (3 • 9.1.07)
Kickoff return for touchdown .....	Darrius Sims vs. South Carolina (100 • 9.12.14)
Punt return for touchdown .....	Jonathan Krause at Wake Forest (83 • 11.24.12)
Interception return for touchdown .....	Randall Haynie vs. LSU (47 • 9.21.19)
Fumble return for touchdown .....	Allan George vs. Kentucky (67 • 11.16.19)
Three or more field goals made.....	Tommy Openshaw at Auburn (3 • 11.5.16)
50-yard field goal.....	Ryley Guay vs. Florida (53 • 10.13.18)
60-yard punt .....	Harrison Smith at South Carolina (60 • 11.2.19)
70-yard punt .....	Tommy Openshaw vs. Missouri (78 • 10.24.15)
10 or more tackles .....	Jaylen Mahoney vs. South Carolina (10 • 10.10.20)
Three or more tackles for loss .....	Dayo Odeyingbo vs. ETSU (3.5 • 11.23.19)
Forced multiple fumbles.....	LaDarius Wiley at Missouri (2 • 11.10.18)
Two or more sacks .....	Andre Mintze at Ole Miss (2.0 • 10.5.19)
Three or more sacks .....	Charles Wright at Middle Tennessee (3.0 • 9.2.17)
Two or more interceptions.....	Tae Daley at Florida (2 • 11.9.19)
Blocked punt .....	Max Worship vs. Ole Miss (11.17.18)
Blocked punt returned for touchdown .....	Stephen Weatherly vs. UMass (11 • 9.13.14)
Blocked field goal.....	Cameron Tidd vs. (11.23.19)
Blocked PAT .....	Nifae Lealao at Middle Tennessee (9.2.17)
Safety .....	Team at Texas A&M (9.26.20)
30 or more first downs .....	at Tennessee (33 • 11.25.17)
500 or more yards of total offense.....	vs. Tennessee State (553 • 9.29.18)
300 or more passing yards .....	at Purdue (420 • 9.7.19)
400 or more passing yards.....	at Purdue (420 • 9.7.19)
200 or more rushing yards .....	vs. ETSU (220 • 11.23.19)
300 or more rushing yards .....	vs. Tennessee State (358 • 10.22.16)
400 or more rushing yards .....	vs. Presbyterian (410 • 9.15.12)
40 points or more .....	at Arkansas (45 • 10.27.18)
Held opponent under 100 total yards .....	vs. Chattanooga (93 • 9.6.03)
Held opponent under 200 total yards .....	vs. ETSU (105 • 11.23.19)
Held opponent under 250 total yards .....	vs. ETSU (105 • 11.23.19)
Held opponent under 100 rushing yards .....	vs. ETSU (37 • 11.23.19)
Held opponent under 100 passing yards .....	vs. ETSU (68 • 11.23.19)
Shut out opponent.....	vs. ETSU (11.23.19)

## Opponent

Three touchdowns .....	Myles Brennan • LSU (4 • 10.3.20)
Four or more touchdowns .....	Myles Brennan • LSU (4 • 10.3.20)
Three passing touchdowns .....	Myles Brennan • LSU (4 • 10.3.20)
Four or more passing touchdowns.....	Myles Brennan • LSU (4 • 10.3.20)
200 or more passing yards .....	Myles Brennan • LSU (337 • 10.3.20)
300 or more passing yards.....	Myles Brennan • LSU (337 • 10.3.20)
400 or more passing yards .....	Elijah Sindelar • Purdue (509 • 9.7.19)
70-yard completion.....	Sindelar-Moore • Purdue (70 • 9.7.19)
100 or more rushing yards .....	Kevin Harris • South Carolina (171 • 10.10.20)
200 or more rushing yards .....	Eric Gray • Tennessee (246 • 11.30.19)
Three or more rushing touchdowns.....	Eric Gray • Tennessee (3 • 11.30.19)
70-yard rush.....	Kevin Harris • South Carolina (88 • 10.10.20)
100 or more receiving yards.....	Bryan Edwards • South Carolina (139 • 11.2.19)
200 or more receiving yards.....	Ja'Marr Chase • LSU (229 • 9.21.19)
Three or more touchdown receptions .....	Ja'Marr Chase • LSU (4 • 9.21.19)
Kickoff return for touchdown .....	Nyheim Hines • NC State (100 • 12.26.16)
Punt return for touchdown.....	Richaud Floyd • Missouri (74 • 11.18.17)
Interception return for touchdown .....	Brandon Lee • Missouri (42 • 11.18.17)
Fumble return for touchdown .....	Jonathan Greenard • Florida (80 • 11.9.19)
Three or more field goals made.....	Rodrigo Blankenship • Georgia (3 • 8.31.19)
50-yard field goal.....	Rodrigo Blankenship • Georgia (50 • 8.31.19)
70-yard punt .....	Ryan Janvion • Wake Forest (71 • 11.30.13)
10 or more tackles .....	Ernest Jones • South Carolina (13 • 10.10.20)
Three or more tackles for loss .....	Ernest Jones • South Carolina (3.0 • 10.10.20)
Two or more sacks .....	Aaron Sterling • South Carolina (2.0 • 11.2.19)
Two or more interceptions.....	Donovan Stiner • Florida (2 • 11.9.19)
Blocked punt .....	M. Baskerville • LSU (9.21.19)
Blocked punt returned for touchdown .....	M. Baskerville • LSU (9.21.19)
Blocked field goal.....	Shariff Floyd • Florida (11.5.11)
Blocked PAT .....	D. J. Wonnun • South Carolina (10.28.17)
Safety.....	Marquis Haynes • Ole Miss (10.14.17)
30 or more first downs .....	Kentucky (30 • 11.16.19)
500 or more yards of total offense.....	Kentucky (528 • 11.16.19)
300 or more passing yards .....	LSU (337 • 10.3.20)
400 or more passing yards .....	Florida (410 • 11.9.19)
200 or more rushing yards .....	South Carolina (289 • 10.10.20)
300 or more rushing yards .....	Kentucky (401 • 11.16.19)
400 or more rushing yards .....	Kentucky (401 • 11.16.19)
40 points or more .....	South Carolina (41 • 10.10.20)
Held Vanderbilt under 200 total yards .....	Florida (128 • 11.9.19)
Held Vanderbilt under 100 rushing yards.....	Florida (51 • 11.9.19)
Held Vanderbilt under 100 passing yards .....	Florida (77 • 11.9.19)
Shut out Vanderbilt .....	Florida (11.9.19)