

VANDERBILT

FOOTBALL

2020 Schedule

| Date | Opponent | Time • Result |
|-------|-------------------------------------|---------------|
| 9.26 | at #10/11 Texas A&M* | L, 12-17 |
| 10.3 | #20/17 LSU* [SEC Network] | 6:30 p.m. |
| 10.10 | South Carolina* | TBA |
| 10.17 | at Missouri* [SEC Network] | 6:30 p.m. |
| 10.31 | Ole Miss* [SEC Network] | 3 p.m. |
| 11.7 | at Mississippi State* [SEC Network] | 3 p.m. |
| 11.14 | at Kentucky* | TBA |
| 11.21 | Florida* | TBA |
| 11.28 | Tennessee | TBA |
| 12.5 | at Georgia* | TBA |

* SEC contest • All times CT

Vanderbilt Commodores (0-1)

vs.

No. 20/17 LSU Tigers (0-1)

VUCommodores.com
Twitter • @VandyFootball
Instagram • @VandyFootball
Facebook • VanderbiltAthletics
In-Game Notes • @VandyNotes

Oct. 3, 2020 • 6:30 p.m. CT
Vanderbilt Stadium • Nashville, Tenn.

SEC Network

Tom Hart (play-by-play), Jordan Rodgers (analyst),
Cole Cubelic (sideline)

WQZQ 830 AM • 93.3 FM

Joe Fisher (play-by-play), Norman Jordan (analyst),
Kevin Ingram (sideline)

Primary Football Contact • Sarah Feters

sarah.feters@vanderbilt.edu • 984.209.9104

Secondary Football Contact • Josh Foster

joshua.foster@vanderbilt.edu • 205.213.5091

• In the home opener for Vanderbilt, the Commodores welcome No. 20/17 LSU to Nashville. Kickoff is scheduled for 6:30 p.m. CT at Vanderbilt Stadium with live television coverage on SEC Network.

• Saturday's game marks the 32nd in the series with LSU as the Tigers lead 23-7-1. The programs first met in 1910, when the Commodores claimed a 22-0 victory in Nashville. The teams are meeting in consecutive seasons for the first time since 2009-10.

• The Commodores' Oct. 3 home opener is their latest since 1959, when they welcomed Alabama on the same date.

• During the home opener, the Commodores will recognize Turner's Heroes, a non-profit effort aiming to support pediatric patients and fund research grants. The organization was started in the summer of 2019 by former Vanderbilt tight end Cody Markel to honor the legacy of former teammate and classmate of Markel's, Turner Cockrell. Cockrell passed away Nov. 29, 2018, after a lengthy battle with melanoma. His No. 82 jersey is retired and is recognized next to the videoboard inside Vanderbilt Stadium. For more information, visit TurnersHeroes.org.

• Seven Vanderbilt student-athletes earned their first collegiate starts last week: Amir Abdur-Rahman (Jr., WR), Justin Ball (So., TE), Donovan Kaufman (Fr., S), Ja'Veon Marlow (Jr., RB), Anfernee Orji (So., ILB), Alston Orji (Jr., ILB) and Ken Seals (Fr., QB). Two others were first-time starters in a Vanderbilt uniform: Connor Mignone (5th, RT) and Raashaan Wilkins Jr. (Jr., DT).

• Eleven Commodores made their collegiate debuts last week at Texas A&M: Bradley Ashmore (Fr., OL), Ball, Ethan Barr (Fr., LB), Nate Clifton (So., DL), Ben Cox (Fr., OL), Derek Green (So., DL), Kaufman, Chase Lloyd (Fr., DB), Seals, Will Sheppard (Fr., WR) and Mike Wright (Fr., QB). Four more made their Vanderbilt debuts in Tyrell Alexander (5th, WR), Malik Langham (Jr., DL), Mignone and Wilkins Jr.

• Ken Seals became just the third SEC true freshman quarterback to start a season opener, and the first to do so in a true road game. Seals, a January enrollee, threw for 150 yards and a touchdown in his collegiate debut. The 150 yards are fourth-most in a game by a Vanderbilt true freshman quarterback since 2000.

• Abdur-Rahman was Seals' top target, finishing with a personal-best five catches and a career-high 72 receiving yards. Abdur-Rahman also scored the Commodores' touchdown with a seven-yard strike from Seals.

• Vanderbilt had three defensive standouts selected to the Preseason All-SEC teams by the league's head coaches: defensive lineman Dayo Odeyingbo (second team), linebacker Andre Mintze (third team) and linebacker Dimitri Moore (third team). Odeyingbo (second team) was also selected by the media.

• Odeyingbo turned in a team-high 2.0 tackles for loss at Texas A&M and added 1.0 sack. He enters the LSU game tied for fifth in the SEC in tackles for loss in 2020.

• The Commodores recovered three fumbles at Texas A&M, the most in a game since jumping on three at No. 10 Florida on Nov. 7, 2015. Vanderbilt, tied for sixth nationally in fumbles recovered, had five in all of 2019.

• Vanderbilt chose seven team captains for the 2020 campaign: Odeyingbo, Mintze, junior wide receiver Cam Johnson, junior defensive back Camden Coleman, cornerback Elijah Hamilton, center Grant Miller and punter Harrison Smith.

• Derek Mason is one of just two Vanderbilt head coaches to lead the Commodores to multiple postseason bowl appearances (2016 Independence Bowl; 2018 Texas Bowl).

• Mason's staff has a different look in 2020 with six new assistant coaches: Tony Ball (wide receivers), Todd Fitch (offensive coordinator), Aaron Henry (cornerbacks), Ted Roof (defensive coordinator), Pete Rossomando (offensive line) and Kenechi Udeze (linebackers).

LSU Series History

- Series: Vanderbilt trails, 7-23-1
- Series streak: LSU • W8
- At Vanderbilt: Vanderbilt trails 5-12
- At Baton Rouge: Vanderbilt trails 2-10-1
- First meeting: 1910 • Nashville • Vanderbilt 22, LSU 0
- Last meeting: 2019 • Nashville • Vanderbilt 38, LSU 66
- Last Vanderbilt win: 1990 • Nashville • Vanderbilt 24, LSU 21
- Last LSU win: 2019 • Nashville • Vanderbilt 38, LSU 66
- Longest Vanderbilt win streak: 2 • 1951, 1957
- Longest LSU win streak: 8 • 1991-2019
- Largest Vanderbilt win: 48-7 (1948 • Nashville)
- LSU is ranked for the eighth consecutive time the two teams have faced off.
- The Commodores have played the Tigers on fewer occasions than any other charter member of the SEC. In fact, Vanderbilt has faced Tulane -- an SEC charter member located in New Orleans -- more often than LSU.
- 1902 • In one of the most bizarre road trips in Commodore history, Vanderbilt beat Tulane 23-5 in New Orleans on Saturday, then drove up to Baton Rouge and defeated LSU 27-5 on Monday. One of Vanderbilt's top backs was John Tigert, who would become a Rhodes Scholar, U.S. Secretary of Education and University of Florida president. Tigert is also a member of the College Football Hall of Fame.
- 1933 • In a game that ended 7-7, Vanderbilt missed a last-second field goal attempt in Baton Rouge. It also marked the first night appearance in Vanderbilt history.
- 1937 • LSU came to Nashville riding a 13-game regular season win streak and as two-time reigning SEC champions. Early in the first quarter, Vanderbilt offensive tackle Greer Ricketson, after appearing to fall while blocking, picked up the ball on the ground by teammate Dutch Reinschmidt and rambled 50 yards down the left sideline for a touchdown. All the while, LSU defenders believed the Commodores' offensive play was a rush toward the right sideline. Ricketson's ramble proved to be the winning margin in a 7-6 Vanderbilt victory over the sixth-ranked Tigers. The "hidden play" trick play remains one of the most famous in Vanderbilt gridiron history.

1990 • One week after losing badly to SMU in Dallas, Texas, the Commodores coached by Watson Brown topped LSU 24-21 in Nashville. Vanderbilt quarterback Marcus Wilson rushed for 136 yards, earning SEC Offensive Player of the Week honors following the performance.

1991 • Vanderbilt's opportunity for an upset in Tiger Stadium ended in the closing minute when LSU forced a Commodore turnover at the Tiger 2-yard line. Vanderbilt's head coach was Gerry DiNardo, who would later serve five years as head coach at LSU.

| | | | |
|------|---|-------|------------------|
| 1910 | W | 22-0 | Nashville, Tenn. |
| 1933 | T | 7-7 | Baton Rouge, La. |
| 1934 | L | 0-29 | Nashville, Tenn. |
| 1935 | L | 2-7 | Nashville, Tenn. |
| 1936 | L | 0-19 | Nashville, Tenn. |
| 1937 | W | 7-6 | Nashville, Tenn. |
| 1938 | L | 0-7 | Baton Rouge, La. |
| 1939 | L | 6-12 | Nashville, Tenn. |
| 1940 | L | 0-7 | Baton Rouge, La. |
| 1945 | L | 7-39 | Baton Rouge, La. |
| 1946 | L | 0-14 | Nashville, Tenn. |
| 1947 | L | 13-19 | Baton Rouge, La. |
| 1948 | W | 48-7 | Nashville, Tenn. |
| 1949 | L | 13-33 | Baton Rouge, La. |
| 1950 | L | 7-33 | Nashville, Tenn. |
| 1951 | W | 20-13 | Baton Rouge, La. |
| 1957 | W | 7-0 | Nashville, Tenn. |
| 1976 | L | 20-33 | Baton Rouge, La. |
| 1977 | L | 15-28 | Nashville, Tenn. |
| 1984 | L | 27-34 | Baton Rouge, La. |
| 1985 | L | 7-49 | Nashville, Tenn. |
| 1990 | W | 24-21 | Nashville, Tenn. |
| 1991 | L | 14-16 | Baton Rouge, La. |
| 1996 | L | 0-35 | Baton Rouge, La. |
| 1997 | L | 6-7 | Nashville, Tenn. |
| 2004 | L | 7-24 | Baton Rouge, La. |
| 2005 | L | 6-34 | Nashville, Tenn. |
| 2009 | L | 9-23 | Baton Rouge, La. |
| 2010 | L | 3-27 | Nashville, Tenn. |
| 2019 | L | 38-66 | Nashville, Tenn. |

Team

MASON IN HOME OPENERS

- Vanderbilt is looking for its third 1-0 home start under seventh-year head coach Derek Mason.
- The Commodores are facing a Southeastern Conference opponent in the home season opener for the second consecutive season, a first for Vanderbilt since South Carolina in 2012 and Ole Miss in 2013.
- Mason is looking for his first win in an SEC home opener.

MASON LOOKING TO CRACK TOP 5

- Mason's 27 wins are two victories away for a tie for fourth in program history:

| Coach | Seasons | Wins |
|-----------------|----------------|-------------|
| 1. Dan McGugin | 1904-34 | 197 |
| 2. Art Guepe | 1953-62 | 39 |
| 3. Red Sanders | 1940-48 | 36 |
| 4. Ray Morrison | 1918, 1935-39 | 29 |
| Bobby Johnson | 2002-09 | 29 |
| 6. Derek Mason | 2014-present | 27 |

MASON IS SEC'S LONGEST-TENURED BLACK HEAD COACH

- Mason, in his seventh season at Vanderbilt, is the longest-tenured Black head coach in SEC history.

| Coach | School | Span |
|--------------------|-------------------|--|
| 1. Derek Mason | Vanderbilt | 2014-present |
| 2. Kevin Sumlin | Texas A&M | 2012-17 |
| 3. Sylvester Croom | Mississippi State | 2004-08 |
| 4. Joker Phillips | Kentucky | 2010-12 |
| James Franklin | Vanderbilt | 2011-13 |
| 6. Randy Shannon | Florida | Four-game interim head coach in 2017 |
| Bryan McClendon | Georgia | Interim head coach for 2015 TaxSlayer Bowl |
| 8. Greg Knox | Mississippi State | Interim head coach for 2017 TaxSlayer Bowl |

STARTING AGAINST RANKED TEAMS

- Vanderbilt is playing its first two games of the season against ranked foes for the first time since 1996.

| Date | Opponent | Result |
|----------------|-----------------|---------------|
| Sept. 5, 1996 | #6 Notre Dame | L, 33-25 |
| Sept. 12, 1996 | #13 Alabama | L, 26-36 |
| Sept. 26, 2020 | #10 Texas A&M | L, 12-17 |
| Oct. 3, 2020 | #20 LSU | TBD |

LOOKING TO ADD ANOTHER RANKED WIN

- The Commodores are looking for their first top-20 win since downing No. 18 Kansas State 14-7 on Sept. 16, 2017, in Nashville.

EIGHT TRUE FRESHMEN MAKE DEBUTS

- During Saturday's game at Texas A&M, eight Commodore true freshmen made their debuts: Bradley Ashmore (OL), Ethan Barr (LB), Ben Cox (OL), Donovan Kaufman (DB), Chase Lloyd (DB), Ken Seals (QB), Will Sheppard (WR) and Mike Wright (QB).

FEWEST POINTS ALLOWED TO A TOP-10 TEAM

- Defensive coordinator Ted Roof had a strong Vanderbilt debut, helping hold No. 10 Texas A&M to 17 points, the fewest the Commodores had allowed to a top-10 team since limiting No. 9 South Carolina to 17 on Aug. 30, 2012.

TWO POINTS ON THE BOARD

- At Texas A&M, Vanderbilt was credited with its first safety since Nov. 11, 2018, when the Aggies committed a personal foul in the end zone on a Texas A&M punt return.

GRADUATES ALL OVER THE FIELD FOR THE COMMODORES

- Twelve student-athletes on the 2020 roster have already earned their undergraduate degrees and are currently pursuing master's degrees: Tyrell Alexander, Drew Birchmeier, Elijah Hamilton, Kenny Hebert, Mac Hereford, Scott Meyer, Connor Mignone, Oren Millstein, Andre Mintze, Stephen Spanellis, Cameron Tidd and Jamauri Wakefield.

MESSAGES ON DISPLAY

- For the 2020 season, Vanderbilt student-athletes were given the option of choosing a message to display on their sweat plate on the back of the helmet. Fifteen messages will be on display throughout the course of the season, including: Black Lives Matter, Equality, I Am Second, Say Their Names, Turner's Heroes and No Justice No Peace.

#LEWISSTRONG

- On a side wall of Vanderbilt Stadium, near the south (tunnel) endzone, will be a graphic in honor of former assistant Osia Lewis.
- In May, Lewis lost his three-year-plus battle with a form of liver cancer called cholangiocarcinoma.
- In 2016, Lewis joined the Vanderbilt football staff as senior defensive assistant and outside linebackers coach. Following his diagnosis, Lewis stepped away from his on-field coaching role, but continued his duties as a senior defensive assistant. He also carried the title special consultant to Mason.
- On his sweat plate, senior defensive lineman Dayo Odeyingbo will wear #LewisStrong.

#FEEDOURHEROES

- When the coronavirus pandemic arrived in Nashville, Mason and his wife Leighanne came up with a way to give back to the community. As part of the Masons' #FeedOurHeroes initiative, they purchased meals from 10 local restaurants to feed 700 individuals across 16 medical sites.

Offense

GUIDING THE OFFENSE IN 2020

- The Vanderbilt offense is under new oversight in 2020 with offensive coordinator Todd Fitch taking over the reins. Fitch, a 35-year college football veteran, came to West End after a successful stint with head coach Skip Holtz at Louisiana Tech, where he helped the Bulldogs to four consecutive postseason victories.
- Vandy welcomed two more new offensive assistant coaches in 2020 with Tony Ball (wide receivers) and Pete Rossomando (offensive line).
- Fitch (1986) and Vanderbilt baseball head coach Tim Corbin (1984) are graduates of Ohio Wesleyan.
- Ball and Fitch were on the same Louisiana Tech staff from 2017-18. Ball had previous SEC coaching stops at LSU (2015) and Georgia (2006-14).
- Rossomando brings nine years of head coaching experience to Vanderbilt, four at Central Connecticut (2014-17) and five at New Haven (2009-13). He was the Liberty Mutual NCAA Division II National Coach of the Year following the 2012 season.

PLENTY OF NEW FACES

- The Commodore offense had many new faces at Texas A&M as it returned just nine of its 24 touchdowns (37.50%) from 2019 and six of its 21 offensive scores (28.57%).

SEALS AT QUARTERBACK

- Vanderbilt features a new quarterback in 2020 as the only Commodore on the current roster who threw a pass for Vandy in 2019 is wide receiver Cam Johnson, who completed 1-of-2 passes for 16 yards last fall.
- True freshman Ken Seals, a January enrollee at Vanderbilt, earned the start last week at Texas A&M.
- Vanderbilt had not started a true freshman quarterback since Kyle Shurmur made five in 2015. True freshman Wade Freebeck also made four starts in 2014.
- Seals finished his Weatherford (Texas) High School career by throwing for a school-record 5,714 yards and 53 touchdowns.
- Seals threw for 150 yards, the fourth most by a Commodore true freshman quarterback since 2000:

| Quarterback | Yards | Opponent (Season) |
|---------------|-------|-----------------------|
| Kyle Shurmur | 209 | Tennessee (2015) |
| Wade Freebeck | 168 | South Carolina (2014) |
| Kyle Shurmur | 166 | Kentucky (2015) |
| Ken Seals | 150 | Texas A&M (2020) |
| Wade Freebeck | 100 | Georgia (2014) |

SEC'S RARE ROOKIE STARTERS

- In the SEC, Seals became just the third true freshman quarterback to start a season opener since freshman eligibility was restored in 1972. Seals is also the first of the three to start a true road season opener:

| Season | School | Quarterback | Opponent/Location |
|--------|------------|-----------------|-------------------------------------|
| 2004 | Tennessee | Brent Schaeffer | vs. UNLV/Knoxville, Tenn. |
| 2019 | Auburn | Bo Nix | vs. Oregon/Arlington, Texas |
| 2020 | Vanderbilt | Ken Seals | at Texas A&M/College Station, Texas |

ABDUR-RAHMAN HAS ARRIVED

- Junior Amir Abdur-Rahman turned in a career performance at Texas A&M. After playing in just one game in 2019 due to a season-ending injury suffered against No. 3 Georgia in the opener, he caught a personal-best five passes for a career-high 72 yards and a touchdown against the Aggies.
- During the third quarter, Abdur-Rahman hauled in four balls for 45 yards and a touchdown.
- Four of Abdur-Rahman's five receptions were on third down.
- He entered the game with four career catches for 108 yards and a score:

| Season | Games | Receptions | Yards | Yards/Rec. | TDs |
|--------|-------|------------|-------|------------|-----|
| 2020 | 1 | 5 | 72 | 14.4 | 1 |
| 2019 | 1 | 0 | 0 | 0.0 | 0 |
| 2018 | 13 | 4 | 108 | 27.0 | 1 |
| TOTAL | 15 | 9 | 180 | 20.0 | 2 |

BRESNAHAN SERVES AS SECURITY BLANKET

- In Seals' first start, junior tight end Ben Bresnahan was another favorite target, grabbing a personal-best three passes for 28 yards, the last two going for first downs. Bresnahan finished second on the squad in receptions for first downs.

NEW BALL CARRIERS IN 2020

- The Commodores returned just 350 rushing yards from 2019 (23.4%), mainly missing third-round NFL Draft selection Ke'Shawn Vaughn, who rushed for 1,028 yards last fall, and finished fifth in Vanderbilt history in career rushing yardage.
- At Texas A&M, the backfield of junior Ja'Veon Marlow and fifth-year senior Jamauri Wakefield combined to rush for 92 yards. Marlow posted 65 while Wakefield tallied 27.
- Marlow was making his first career start while Wakefield was returning to the field after suffering a season-ending injury in the 2019 opener against No. 3 Georgia.

RUSHING SUCCESS AGAINST A TOP-10 FOE

- The 65 yards for Marlow were a career high. He entered the contest with 31 total rushing yards against top-10 foes.
- The 27 yards for Wakefield were his most since totaling 74 at Kentucky on Oct. 20, 2018.
- Both set career highs in rushing attempts with Marlow carrying 16 times and Wakefield 15.

A YEAR MORE EXPERIENCE FOR RECEIVERS

- Vanderbilt's wide receiving corps returns junior Cam Johnson and seniors James Bostic III and Chris Pierce Jr., who combined for 55 receptions and 673 yards with four touchdowns last fall.
- The key departure from the group was Kalija Lipscomb, who caught a team-high 47 passes for a squad-best 511 yards last fall. Lipscomb finished his Vanderbilt career fifth in receiving yardage with 2,356.

| Returning WR | 2019 Receiving Yards |
|------------------|----------------------|
| Cam Johnson | 316 |
| Chris Pierce Jr. | 245 |
| James Bostic III | 112 |
| Jackson Winrow | 13 |

- Vanderbilt returns four receiving touchdowns from 2019: three by Cam Johnson and one by Chris Pierce Jr.

BIRCHMEIER SHIFTING SIDES

- Fifth-year senior Drew Birchmeier is found along the "other side" of the line of scrimmage this fall, shifting from defensive tackle to the offensive line.
- Birchmeier, a tight end and offensive lineman in high school, has 21 tackles in 2019.
- Birchmeier owns Vandy's longest streak of consecutive games started with 23, 22 at defensive tackle and one at right guard last week at Texas A&M.

OFFENSIVE LINE HOLDS ITS OWN

- Birchmeier and fifth-year senior Connor Mignone made their first career starts along the offensive line for the Commodores at Texas A&M. The group allowed just 2.0 sacks and 18 yards lost. Both sacks came in the fourth quarter at Texas A&M.
- Within the SEC, the offensive line ranks tied for fourth in fewest sacks allowed.

Defense**DEFENSE UNDER NEW LEADERSHIP IN 2020**

- The Vanderbilt defense features a new coordinator for 2020 with Ted Roof coming to West End. Roof, a championship-winning defensive coordinator and former Power Five head coach, marks his 33rd year in college football.
- Roof has mentored nearly 90 student-athletes into the professional football ranks with more 20 of his former pupils currently on NFL rosters.
- Vandy welcomes two more new defensive assistant coaches in 2020 with Aaron Henry (cornerbacks) and Kenechi Udeze (linebackers).
- Roof and Henry worked together at NC State in 2018, helping the Wolfpack to a 9-3 record and Gator Bowl appearance.

PRESEASON ALL-SEC ACCOLADES ON DEFENSE

- Three members of the Vanderbilt defense received preseason All-SEC nods as voted upon by the league's head coaches:

| Player | All-SEC Preseason Team |
|-------------------|------------------------|
| DL Dayo Odeyingbo | 2nd |
| LB Andre Mintze | 3rd |
| LB Dimitri Moore | 3rd |

- Odeyingbo was also a preseason second team all-league selection by the media.

SEVEN STARTERS RETURNING

- The Commodore defense brought back five seniors with starting experience in defensive end Dayo Odeyingbo, defensive tackle Cameron Tidd, outside linebacker Andre Mintze, inside linebacker Dimitri Moore and cornerback Allan George. In addition, Vandy returns junior cornerback BJ Anderson and junior safety Deshaun Jerkins.

LEADING TACKLERS ARE BACK

- Vanderbilt returns its top tackler in Dimitri Moore (99) in 2020 as well as the team leader in tackles for loss in Dayo Odeyingbo (12.0) and sacks in Andre Mintze (4.5).

ODEYINGBO PICKS UP WHERE HE LEFT OFF IN 2019

- Odeyingbo ended last fall tied for sixth in the SEC in tackles for loss and is the leading returner in the league in stops behind the line of scrimmage from last fall:

| Returner (School) | Tackles for Loss |
|--------------------------------|------------------|
| 1. Dayo Odeyingbo (Vanderbilt) | 12.0 |
| 2. Jamar Watson (Kentucky) | 11.5 |
| 3. Anthony Hines (Texas A&M) | 10.5 |

- Odeyingbo picked up right where he left off with 2.0 tackles for lost yardage and 1.0 sack at Texas A&M. He ranks tied for fifth in the SEC in tackles for loss:

| Student-Athlete (School) | Tackles for Loss |
|------------------------------------|------------------|
| 1. Martez Manuel (Missouri) | 3.5 |
| 2. Deandre Johnson (Tennessee) | 2.5 |
| Kingsley Enagbare (South Carolina) | 2.5 |
| Brenton Cox Jr. (Florida) | 2.5 |
| 5. Dayo Odeyingbo (Vanderbilt) | 2.0 |
| 12 others tied with | 2.0 |

BALL HAWKS

- Vanderbilt recovered three fumbles at Texas A&M, a first for the Commodores since jumping on three at No. 10 Florida on Nov. 7, 2015, and second time under head coach Derek Mason.
- The Commodores enter the LSU game tied for sixth nationally in fumbles recovered.
- Sophomore defensive tackle Daevion Davis booked his first career forced fumble and fumble recovery in the fourth quarter, helping the Commodores take over at their own 42-yard line with 10:19 to go and trailing by just five points.

JERKINS ALL OVER THE FIELD

- Vanderbilt junior safety Dashaun Jerkins stuffed the stat sheet at Texas A&M with a team-high eight tackles, a forced fumble, a fumble recovery and a pass breakup.
- Jerkins and LSU's JaCoby Stevens are the only players in the SEC to have both a forced fumble and fumble recovery in 2020.
- Jerkins' eight stops marked the second game of his career with eight or more tackles against a ranked foe, joining a 14-tackle effort in last year's season opener against No. 3 Georgia.

PUNTER DUTIES HANDLED BY SMITH

- Junior Harrison Smith is back to punt after averaging 43.0 yards per boot last fall.
- Smith led the SEC in total punting yardage (3,313) in 2019 and stood sixth nationally.
- At Texas A&M, Smith booked six punts for 256 yards (41.0/punt) and pinned one inside the 20-yard line.

KAUFMAN TAKES INITIAL KICKOFF RETURNS

- Freshman safety Donovan Kaufman also served as the Commodores' top kickoff return option at Texas A&M, running two back for 36 total yards.
- Vanderbilt did not have a punt return last week, as Texas A&M's two punts both sailed out of bounds.
- Last season's top return option was Justice Shelton-Mosley, who handled 33 of Vanderbilt's 40 (82.5%) kickoff or punt returns. He averaged 9.06 yards per punt return in 2019 and 18.06 yards a kick return last fall.

#NFLDores**12 ON CURRENT NFL ROSTERS**

- Vanderbilt has 12 former Commodores on active NFL rosters:
 - Khari Blasingame, FB, Tennessee Titans
 - Oren Burks, LB, Green Bay Packers
 - Adam Butler, DT, New England Patriots
 - Zach Cunningham, LB, Houston Texans
 - Casey Hayward Jr., CB, Los Angeles Chargers
 - Tre Herndon, CB, Jacksonville Jaguars
 - Spencer Pulley, C, New York Giants
 - Trent Sherfield, WR, Arizona Cardinals
 - Justin Skule, OT, San Francisco 49ers
 - KeShawn Vaughn, RB, Tampa Bay Buccaneers
 - Stephen Weatherly, DE, Carolina Panthers
 - Joejuan Williams, CB, New England Patriots

Special Teams**NEW KICKER FOR 2020**

- Junior Pierson Cooke has taken over the kicking duties after appearing in nine games as a kickoff specialist in 2019.
- Cooke kicked off 29 times for 1,816 yards and 20 touchbacks last fall but had not attempted a placement kick in college before the Texas A&M tilt.
- Cooke, who also handled kickoffs against the Aggies, converted from 33 yards away in the first quarter and missed a 45-yard try in the second frame. He drilled his extra point attempt.

DUO HELPS FORM BLACK STUDENT-ATHLETE GROUP

• Senior defensive lineman Cam Robinson and junior linebacker Elijah McAllister teamed up with track's Taiya Shelby and soccer's Olivia Simmons to take action, focusing on improving the Black student-athlete experience at Vanderbilt, among other issues.

• One of their first acts was to help organize a voter registration drive on Tuesday, Sept. 22, from 11 a.m. to 6 p.m. at Vanderbilt Stadium. The event was one of several campus efforts planned to encourage voter engagement.

• Also among the students' goals are to create a safe and comfortable space for Black student-athletes, provide a formal support system to offer the necessary actions and conversations to improve the social experience of Black student-athletes at Vanderbilt, work to address racial issues in sports and offer guidance toward professional development and personal growth.

• A three-day event in January at the University of Texas, the Black Student-Athlete Summit, motivated Shelby and McAllister to be change agents in West End. It was there they met student-athletes from around the country, participated in workshops and discussions, and heard from guest speakers like journalist Jemele Hill.

ACADEMIC ACHIEVEMENT

• Off the field, the Vanderbilt football team topped the SEC with a Graduation Success Rate (GSR) of 95 for the 2018-19 academic year. The Commodores scored among the highest five teams in the GSR data - and ranked second among programs affiliated with a Power 5 conference.

• Forty Commodores landed on the 2019 SEC Fall Academic Honor roll, and Vanderbilt scored a 984 in the NCAA's latest Academic Progress Rate scores.

SET THE EXPECTATION GAME RETURNS OCT. 31

• Vanderbilt's home tilt against Ole Miss will be the team's second annual "Set The Expectation" game. The Commodores became the first SEC program to host a "Set The Expectation" game in the 2019 home opener versus Georgia.

• The event originated in June of 2019, when Brenda Tracy, a registered nurse from Oregon, shared with the football team her devastating personal story and vital message of preventing sexual violence. Tracy also serves on the NCAA's Commission to Combat Campus Sexual Violence. Tracy, who calls her campaign "Set The Expectation," was recognized.

GEORGE-MINTZE VLOG GOES VIRAL

• On Sept. 4, senior cornerback Allan George proposed to his girlfriend Katlyn Richardson, who is a member of the Vanderbilt cheerleading squad. Senior linebacker Andre Mintze filmed the moment, which took place inside Vanderbilt Stadium, and posted it on his YouTube Channel - Dre Mintze TV.

• The video has received more than 20,000 views and was picked up by SportsCenter and Bleacher Report.

HAYE A VANDERBILT AND SEC LEGEND

• Second-year defensive line coach Jovan Haye was a two-time captain and All-Southeastern Conference performer for the Commodores while starting 34 games on the defensive line from 2002-04.

• Haye was also tabbed Vanderbilt's SEC legend in 2019.

SEC COUNCIL MEMBERS

• Head coach Derek Mason, along with Vanderbilt baseball head coach Tim Corbin and athletic director Candice Lee, currently serve on the SEC Council on Racial Equity and Social Justice, a league-wide body consisting of a diverse group of student-athletes, administrators, coaches and SEC staff.

VANDERBILT UNIVERSITY • VANDERBILT ATHLETICS

• Vanderbilt is ranked 14th among national universities by U.S. News & World Report. It ranks ninth in best value schools and 12th in best undergraduate teachings by the magazine.

• According to the 2021 Princeton Review, Vanderbilt ranks second for best quality of life, happiest students and most beautiful campuses in the nation.

• The university was founded in 1873 with a \$1 million gift from "Commodore" Cornelius Vanderbilt. Kirkland Hall, which continues as the main administration building on campus, is the only original structure that remains today.

• Vanderbilt teams have captured five NCAA championships, all since 2007. The Commodore baseball team won the most recent national trophy, claiming the 2019 College World Series in June. It was the second NCAA title for head coach Tim Corbin and the Vanderbilt baseball team. Other NCAA titles have been earned by women's bowling (2007, 2018) and women's tennis (2015).

• In 2019-20, Vanderbilt had the smallest undergraduate enrollment (6,886) and total enrollment (13,131) in the Southeastern Conference.

• Vanderbilt is a charter member of the Southeastern Conference.

• Vanderbilt Athletics is the only Power 5 Conference member, and one of two FBS programs, with an African American in the key roles of athletics director (Candice Storey Lee), football head coach (Derek Mason) and men's basketball head coach (Jerry Stackhouse).

• Less than 10% of 37,310 high school applications were accepted for admission to Vanderbilt in 2019-20.

• The student-faculty ratio at Vanderbilt is 7:1, and the school has 61% of its classes with fewer than 20 students.

• The largest college on campus is Arts & Science with 4,046 undergraduates. The Divinity School is the smallest college with 176 students.

• Student housing hold 94% of undergraduate students in 39 residential halls and apartments.

• There are more than 136,000 living alumni of the university.

• The 340-acre Vanderbilt campus, situated in an urban setting just two miles from business and governmental core of Nashville, is designated as an arboretum, and features approximately 300 species of trees and shrubs.

• Sixty-five percent of Vanderbilt undergraduates receive some sort of financial aid.

• Notable Vanderbilt alumni include PGA Tour FedEx Cup winner Brandt Snedeker, LPGA golfer and 2019 Solheim Cup USA team member Marina Alex, NBA champions Will Perdue, Festus Ezeli and Damian Jones, numerous Major League Baseball standouts such as David Price, Sonny Gray, Dansby Swanson and Walker Buehler, and more than 10 players active in the NFL such as cornerbacks Casey Hayward and Joejuan Williams, linebackers Zach Cunningham and Oren Burks, lineman Stephen Weatherly and receiver Trent Sherfield.

• Off the field, other prominent alumni include NBC Sunday Morning Show host and MSNBC's Morning Joe co-host Willie Geist, country music star Dierks Bentley, best-selling author James Patterson and ESPN baseball expert Buster Olney.

Depth Chart (as of Sept. 29)

Offense

| | | | | | |
|--------------|---------------------|------|-----|-----|---------------------------------------|
| WR 11 | Alexander, Tyrell | 6-1 | 184 | 5th | Learning, Diversity and Urban Studies |
| -or- 19 | Pierce Jr., Chris | 6-4 | 231 | Sr. | Sociology |
| WR 7 | Johnson, Cam | 6-0 | 198 | Jr. | Human and Organizational Development |
| -or- 14 | Boddie Jr., Devin | 5-11 | 168 | So. | Undeclared |
| TE 86 | Bresnahan, Ben | 6-4 | 244 | Jr. | Medicine, Health and Society |
| 10 | Schoenwald, Gavin | 6-4 | 237 | Jr. | Human and Organizational Development |
| -or- 84 | Ball, Justin | 6-6 | 232 | So. | Undeclared |
| -or- 85 | DeCoursey, Joel | 6-4 | 245 | So. | Human and Organizational Development |
| LT 54 | Steen, Tyler | 6-5 | 317 | Jr. | Human and Organizational Development |
| 70 | Ashmore, Bradley | 6-6 | 294 | Fr. | Undeclared |
| LG 72 | Dawkins, Dan | 6-3 | 308 | Jr. | Sociology |
| 68 | Brooks Jr., Jason | 6-4 | 275 | Fr. | Undeclared |
| C 63 | Miller, Grant | 6-4 | 295 | Sr. | Human and Organizational Development |
| 65 | Warden, Michael | 6-2 | 289 | Jr. | Economics |
| -or- 62 | Hernandez, Julian | 6-4 | 312 | So. | Undeclared |
| RG 57 | Birchmeier, Drew | 6-4 | 300 | 5th | Marketing |
| -or- 77 | Mignone, Connor | 6-4 | 302 | 5th | Data Science |
| RT 77 | Mignone, Connor | 6-4 | 302 | 5th | Data Science |
| -or- 69 | Bapst, Brayden | 6-6 | 300 | So. | Undeclared |
| -or- 75 | Cox, Ben | 6-5 | 292 | Fr. | Undeclared |
| QB 8 | Seals, Ken | 6-3 | 218 | Fr. | Computer Science |
| 15 | Clark, Danny | 6-4 | 232 | Jr. | Communication Studies |
| -or- 5 | Wright, Mike | 6-3 | 187 | Fr. | Undeclared |
| -or- 6 | Moussa, Jeremy | 6-3 | 219 | Jr. | Medicine, Health and Society |
| RB 32 | Wakefield, Jamauri | 6-1 | 223 | 5th | Marketing |
| 21 | Henry-Brooks, Keyon | 6-1 | 200 | So. | Undeclared |
| -or- 3 | Marlow, Ja'Veon | 5-11 | 195 | Jr. | Psychology |
| WR 2 | Abdur-Rahman, Amir | 6-4 | 217 | Jr. | Medicine, Health and Society |
| -or- 4 | Bostic III, James | 6-3 | 217 | Sr. | Medicine, Health and Society |

Defense

| | | | | | |
|---------------|------------------------|------|-----|-------|--|
| DE 10 | Odeyingbo, Dayo | 6-6 | 276 | Sr. | Medicine, Health and Society |
| 94 | Reitmaier, Rutger | 6-3 | 266 | Jr. | Sociology |
| 96 | Clifton, Nate | 6-5 | 267 | So. | Undeclared |
| DT 90 | Tidd, Cameron | 6-3 | 295 | 5th | Marketing |
| 9 | Davis, Daevion | 6-2 | 285 | So. | Medicine, Health and Society |
| 99 | Langham, Malik | 6-5 | 290 | Jr. | Medicine, Health and Society |
| DT 95 | Wilkins Jr., Raashaan | 6-3 | 307 | Jr. | Economics |
| 92 | Green, Derek | 6-5 | 320 | So. | Undeclared |
| OLB 48 | Mintze, Andre | 6-3 | 246 | 5th | Medicine, Health and Society |
| 97 | Surgers, Lorenza | 6-5 | 258 | Jr. | Communication Studies |
| ILB 26 | Orji, Anfernee | 6-2 | 224 | So. | Computer Engineering |
| 12 | DeVault-Smith, Brayden | 6-3 | 227 | Sr. | Sociology |
| ILB 7 | Moore, Dimitri | 6-3 | 234 | Sr. | Cinema and Media Arts |
| 24 | Orji, Alston | 6-2 | 245 | Jr. | American Studies |
| -or- 50 | Barr, Ethan | 6-3 | 236 | Fr. | Undeclared |
| OLB 21 | Hebert, Kenny | 6-4 | 237 | R-Jr. | Sociology |
| 88 | Owuso, Michael | 6-5 | 240 | Sr. | Medicine, Health and Society |
| CB 28 | George, Allan | 6-1 | 187 | Sr. | Medicine, Health and Society |
| 5 | Williams, DC | 5-11 | 193 | Sr. | Undeclared |
| S 33 | Jerkins, Dashaun | 6-0 | 190 | Jr. | Medicine, Health and Society |
| 0 | Coppet, Frank | 5-11 | 190 | 5th | Medicine, Health and Society |
| 11 | Harris, Justin | 6-1 | 194 | So. | Undeclared |
| S 14 | Worship, Max | 6-1 | 206 | Jr. | Undeclared |
| 1 | Kaufman, Donovan | 5-10 | 197 | Fr. | Undeclared |
| -or- 30 | Wright, De'Rickey | 6-4 | 207 | Fr. | Undeclared |
| CB 4 | Haynie, Randall | 6-0 | 185 | Sr. | Sociology |
| 6 | Jeady-Lally, Gabe | 6-1 | 180 | So. | Human and Organizational Development • Sociology |
| -or- 23 | Mahoney, Jaylen | 5-11 | 185 | So. | Human and Organizational Development |

Special Teams

| | | | | | |
|--------------|-------------------|------|-----|-----|---|
| K 37 | Cooke, Pierson | 6-0 | 194 | Jr. | Political Science |
| 39 | Rice, Javan | 6-2 | 201 | Jr. | Economics |
| P 95 | Smith, Harrison | 5-10 | 188 | Jr. | Biological Sciences • Classical and Mediterranean Studies |
| 36 | Wheatley, Jared | 6-1 | 190 | So. | Undeclared |
| H 95 | Smith, Harrison | 5-10 | 188 | Jr. | Biological Sciences • Classical and Mediterranean Studies |
| LS 59 | Meyer, Scott | 6-1 | 224 | 5th | Leadership and Organizational Performance |
| 49 | Drevno, Zach | 6-0 | 218 | Jr. | Human and Organizational Development |
| KOR 1 | Kaufman, Donovan | 5-10 | 197 | Fr. | Undeclared |
| 14 | Boddie Jr., Devin | 5-11 | 168 | So. | Undeclared |
| 7 | Johnson, Cam | 6-0 | 198 | Jr. | Human and Organizational Development |
| PR 7 | Johnson, Cam | 6-0 | 198 | Jr. | Human and Organizational Development |
| 14 | Boddie Jr., Devin | 5-11 | 168 | So. | Undeclared |

Alphabetical Roster

| No. | Name | Pos. | Ht. | Wt. | Yr. | Hometown | High School |
|-----|-----------------------|------|------|-----|-----|-------------------------|--------------------------|
| 2 | Amir Abdur-Rahman | WR | 6-4 | 217 | Jr. | Atlanta, Ga. | Mays |
| 17 | Feleti Afemui | LB | 6-3 | 244 | Sr. | Kihei, Hawaii | Maui |
| 11 | Tyrell Alexander | WR | 6-1 | 184 | 5th | Lancaster, Texas | Lancaster |
| 16 | BJ Anderson | CB | 6-1 | 190 | Jr. | Andalusia, Ala. | Andalusia |
| 70 | Bradley Ashmore | OL | 6-6 | 294 | Fr. | Neptune Beach, Fla. | Fletcher Senior |
| 78 | Bryce Bailey | OL | 6-5 | 306 | Sr. | Newburgh, Ind. | Castle |
| 84 | Justin Ball | TE | 6-6 | 232 | So. | Glenn Dale, Md. | Gonzaga Prep |
| 69 | Brayden Bapst | OL | 6-6 | 300 | So. | Washington, D.C. | St. John's College |
| 50 | Ethan Barr | LB | 6-3 | 236 | Fr. | Flower Mound, Texas | Marcus |
| 29 | Jack Barton | S/LB | 6-0 | 201 | Fr. | Dallas, Texas | Jesuit |
| 57 | Drew Birchmeier | OL | 6-4 | 300 | 5th | Midlothian, Va. | Cosby |
| 51 | Luke Blanton | LB | 6-2 | 237 | Jr. | Dallas, Texas | Highland Park |
| 14 | Devin Boddie Jr. | WR | 5-11 | 168 | So. | Memphis, Tenn. | Whitehaven |
| 4 | James Bostic III | WR | 6-3 | 217 | Sr. | Fort Lauderdale, Fla. | Cardinal Gibbons |
| 12 | Jack Bowen | QB | 6-0 | 187 | Jr. | Grand Rapids, Mich. | Catholic Central |
| 86 | Ben Bresnahan | TE | 6-4 | 244 | Jr. | Cumming, Ga. | West Forsyth |
| 68 | Jason Brooks, Jr. | OL | 6-4 | 275 | Fr. | Houston, Texas | Dobie |
| 52 | Alex Brown | LB | 6-2 | 243 | Jr. | San Antonio, Texas | Claudia Taylor Johnson |
| 43 | Tré Brown | LB | 5-10 | 200 | So. | Loganville, Ga. | Grayson |
| 61 | Jonah Buchanan | OL | 6-4 | 291 | Sr. | Honolulu, Hawaii | Iolani |
| 14 | Danny Clark | QB | 6-4 | 232 | Jr. | Akron, Ohio | Archbishop Hoban |
| 75 | Cole Clemens | OL | 6-6 | 344 | Sr. | South Jordan, Utah | Bingham |
| 96 | Nate Clifton | DL | 6-5 | 267 | So. | La Vergne, Tenn. | Brentwood Academy |
| 42 | Camden Coleman | DB | 6-1 | 207 | Jr. | Champaign, Ill. | University Laboratory |
| 37 | Pierson Cooke | K/P | 6-0 | 194 | Jr. | Bloomfield Hills, Mich. | Cranbrook-Kingswood |
| 0 | Frank Coppet | S | 5-11 | 190 | Sr. | Fort Lauderdale, Fla. | St. Thomas Aquinas |
| 75 | Ben Cox | OL | 6-5 | 292 | Fr. | Radford, Va. | Radford |
| 9 | Daevion Davis | DL | 6-2 | 285 | So. | Madison, Ala. | James Clemens |
| 72 | Dan Dawkins | OL | 6-3 | 308 | Jr. | Staten Island, N.Y. | The Peddie School |
| 85 | Joel DeCoursey | TE | 6-4 | 245 | So. | Zionsville, Ind. | Zionsville Community |
| 12 | Brayden DeVault-Smith | LB | 6-3 | 227 | Sr. | Nashville, Tenn. | Pearl-Cohn |
| 49 | Zach Drevno | LS | 6-0 | 218 | Jr. | Saline, Mich. | Saline |
| 53 | Tommy Eckels | LB | 6-2 | 229 | Fr. | Kansas City, Mo. | Rockhurst |
| 47 | Wes Farley | K | 6-1 | 185 | Jr. | New Canaan, Conn. | New Canaan |
| 71 | Donald Fitzgerald | OL | 6-8 | 305 | So. | Nashville, Tenn. | Hillsboro |
| 28 | Allan George | CB | 6-1 | 187 | Sr. | Andalusia, Ala. | Andalusia |
| 92 | Derek Green | DL | 6-5 | 320 | So. | Richlands, N.C. | Southwest |
| 9 | Rocko Griffin Jr. | RB | 5-9 | 205 | Fr. | Rincon, Ga. | South Effingham |
| 15 | Elijah Hamilton | CB | 6-2 | 205 | 5th | Roswell, Ga. | Blessed Trinity Catholic |
| 13 | Brendon Harris | S | 6-1 | 212 | Jr. | Chattanooga, Tenn. | Baylor School |
| 11 | Justin Harris | S | 6-1 | 194 | So. | Attalla, Ala. | Etowah |
| 88 | Jayden Harrison | WR | 5-10 | 191 | So. | Nashville, Tenn. | Pearl-Cohn |
| 4 | Randall Haynie | CB | 6-0 | 185 | Sr. | Fort Lauderdale, Fla. | Cardinal Gibbons |
| 21 | Kenny Hebert | LB | 6-4 | 232 | Sr. | New Orleans, La. | Holy Cross |
| 21 | Keyon Henry-Brooks | RB | 6-1 | 200 | So. | Powder Springs, Ga. | Kennesaw Mountain |
| 16 | Mac Hereford | WR | 6-1 | 216 | 5th | Birmingham, Ala. | Woodberry Forest |
| 62 | Julian Hernandez | OL | 6-4 | 312 | So. | Davie, Fla. | St. Thomas Aquinas |
| 44 | Christian James | DL | 6-4 | 250 | So. | Memphis, Tenn. | Christian Brothers |
| 33 | Dashaun Jenkins | S | 6-0 | 190 | Jr. | Woodbridge, Va. | Woodbridge |
| 6 | Gabe Jeudy-Lally | CB | 6-1 | 180 | So. | Charlotte, N.C. | Ardrey Kell |
| 7 | Cam Johnson | WR | 6-0 | 198 | Jr. | Brentwood, Tenn. | Brentwood Academy |
| 1 | Donovan Kaufman | DB | 5-10 | 197 | Fr. | New Orleans, La. | Archbishop Rummel |
| 83 | Conley Ku | WR | 5-9 | 165 | Fr. | Fairfax, Va. | Falls Church |
| 18 | Logan Kyle | WR | 6-3 | 207 | Fr. | Cypress, Texas | Tomball Memorial |
| 89 | Diego LaMonica | TE | 6-4 | 230 | Fr. | Miami, Fla. | Gulliver Prep |
| 45 | Griffin Lampton | LB | 6-3 | 226 | Fr. | Wellington, Fla. | St. Thomas Aquinas |
| 99 | Malik Langham | DL | 6-5 | 290 | Jr. | Huntsville, Ala. | Lee |
| 22 | Chase Lloyd | DB | 6-2 | 207 | Fr. | Atlanta, Ga. | Westlake |
| 23 | Jaylen Mahoney | CB | 5-11 | 185 | So. | Rock Hill, S.C. | South Pointe |
| 3 | Ja'Veon Marlow | RB | 5-11 | 195 | Jr. | Winter Haven, Fla. | Winter Haven |
| 41 | Elijah McAllister | LB | 6-6 | 245 | Jr. | Rumson, N.J. | Rumson Fair Haven |
| 27 | Ryan McCord | CB | 6-1 | 180 | Fr. | Dallas, Texas | Saint Mark's |
| 59 | Scott Meyer | LS | 6-1 | 224 | 5th | Alpharetta, Ga. | Blessed Trinity Catholic |
| 77 | Connor Mignone | OL | 6-4 | 302 | 5th | Redding, Conn. | Joel Barlow |
| 63 | Grant Miller | OL | 6-4 | 297 | Sr. | Fort Lauderdale, Fla. | St. Thomas Aquinas |
| 38 | Oren Milstein | K | 5-7 | 165 | 5th | Boca Raton, Fla. | American Heritage |
| 48 | Andre Mintze | LB | 6-3 | 246 | 5th | Philadelphia, Pa. | Imhotep Institute |

| No. | Name | Pos. | Ht. | Wt. | Yr. | Hometown | High School |
|-----|-----------------------|------|------|-----|-----|-----------------------|-----------------------------|
| 7 | Dimitri Moore | LB | 6-3 | 234 | Sr. | Cedar Hill, Texas | Cedar Hill |
| 6 | Jeremy Moussa | QB | 6-3 | 219 | Jr. | Chino Hills, Calif. | Eleanor Roosevelt |
| 10 | Dayo Odeyingbo | DL | 6-6 | 276 | Sr. | Irving, Texas | Carrollton Ranchview |
| 24 | Alston Orji | LB | 6-2 | 245 | Jr. | Rockwall, Texas | Rockwall |
| 26 | Anfernee Orji | LB | 6-2 | 224 | So. | Rockwall, Texas | Rockwall |
| 88 | Michael Owusu | LB | 6-5 | 240 | Sr. | Oxnard, Calif. | Oaks Christian |
| 19 | Chris Pierce Jr. | WR | 6-4 | 231 | Sr. | Smithfield, Va. | Smithfield |
| 25 | Mitchell Pryor | RB | 6-1 | 220 | Jr. | Darien, Conn. | Darien |
| 94 | Rutger Reitmaier | DL | 6-3 | 266 | Jr. | Nashville, Tenn. | Lipscomb Academy |
| 39 | Javan Rice | K | 6-2 | 201 | Jr. | Miami, Fla. | Belen Jesuit Prep |
| 66 | Cameron Robinson | DL | 6-0 | 302 | Sr. | Mobile, Ala. | Murphy |
| 58 | Wesley Schelling | LS | 6-5 | 245 | Fr. | Nashville, Tenn. | Pearl-Cohn |
| 10 | Gavin Schoenwald | TE | 6-4 | 237 | Jr. | Brentwood, Tenn. | Brentwood Academy |
| 8 | Ken Seals | QB | 6-3 | 218 | Fr. | Azle, Texas | Weatherford |
| 81 | Will Sheppard | WR | 6-3 | 190 | Fr. | Mandeville, La. | Mandeville |
| 95 | Harrison Smith | P | 5-10 | 188 | Jr. | Franklin, Tenn. | Brentwood Academy |
| 64 | Stephen Spanellis | OL | 6-5 | 300 | 5th | Baltimore, Md. | Gilman School |
| 46 | Michael Spencer | LB | 6-4 | 249 | Fr. | Union, Ky. | The Taft School |
| 17 | Keithian Starling Jr. | WR | 6-0 | 185 | Sr. | Nashville, Tenn. | Nashville Christian |
| 54 | Tyler Steen | OL | 6-5 | 317 | Jr. | Miami, Fla. | St. Thomas Aquinas |
| 73 | Jonathan Stewart | OL | 6-7 | 324 | Sr. | Lawrenceville, Ga. | Mountain View |
| 97 | Lorenza Surgers | DL | 6-5 | 258 | Jr. | Cary, N.C. | Panther Creek |
| 93 | Tolu Thomas-Ailara | DL | 6-3 | 252 | Jr. | Chicago Heights, Ill. | Marian Catholic |
| 90 | Cameron Tidd | DL | 6-3 | 295 | 5th | Greenwood, Ind. | Center Grove |
| 32 | Jamauri Wakefield | RB | 6-1 | 223 | 5th | Jacksonville, Fla. | Providence |
| 31 | AJ Walsh | LB | 6-5 | 232 | Fr. | Mattawan, Mich. | Mattawan |
| 65 | Michael Warden | OL | 6-2 | 289 | Jr. | Loveland, Ohio | Summit Country Day |
| 67 | Trent Weaver | OL | 6-3 | 290 | Fr. | St. Louis, Mo. | St. Louis University School |
| 52 | Kevo Wesley | OL | 6-4 | 296 | Fr. | Chicago, Ill. | Curie |
| 36 | Jared Wheatley | P | 6-1 | 190 | So. | Indian Trail, N.C. | Porter Ridge |
| 35 | Kyle White | TE | 6-0 | 215 | Jr. | Scottsdale, Ariz. | Notre Dame Prep |
| 95 | Raashan Wilkins Jr. | DL | 6-3 | 307 | Jr. | Chicago, Ill. | Mt. Carmel |
| 8 | Alex Williams | DL | 6-6 | 260 | So. | Akron, Ohio | Pickerington North |
| 5 | DC Williams | CB | 5-11 | 193 | Sr. | Miami, Fla. | St. Thomas Aquinas |
| 13 | Jackson Winrow | WR | 6-1 | 213 | 5th | Shawnee, Okla. | Shawnee |
| 14 | Maxwell Worship | S | 6-1 | 206 | Jr. | Fort Lauderdale, Fla. | Cardinal Gibbons |
| 30 | De'Rickey Wright | ATH | 6-4 | 207 | Fr. | Gadsden, Ala. | Gadsden City |
| 5 | Mike Wright | QB | 6-3 | 187 | Fr. | Fayetteville, Ga. | Woodward Academy |

Pronunciation Guide

| | | |
|----|---------------------|---------------------------|
| 0 | Coppet, Frank | COP-ett |
| 2 | Abdur-Rahman, Amir | ah-MEER ub-DUR ruh-MAN |
| 3 | Marlow, Ja'Veon | jay-VEE-on |
| 6 | Jeudy-Lally, Gabe | judy |
| 9 | Davis, Daevion | day-VEE-on |
| 10 | Odeyingbo, Dayo | DYE-oh oh-DANG-bow |
| 14 | Boddie, Devin | body |
| 17 | Afumei, Feleti | fah-LAH-tee ah-FUH-moo-ee |
| 21 | Henry-Brooks, Keyon | key-on |
| 24 | Orji, Alston | OR-jee |
| 26 | Orji, Anfernee | OR-jee |
| 32 | Wakefield, Jamauri | jah-MAR-ee |
| 48 | Mintze, Andre | mence |
| 49 | Drevno, Zach | DREV-no |
| 58 | Schelling, Wesley | SHELL-ing |
| 83 | Ku, Conley | coup |
| 88 | Owusu, Michael | oh-WOO-sue |
| 94 | Reitmaier, Rutger | RIGHT-meyer |
| 99 | Langham, Malik | MUH-leak |

Numerical Roster

| No. | Name | Pos. | Ht. | Wt. | Yr. | Hometown | High School | No. | Name | Pos. | Ht. | Wt. | Yr. | Hometown | High School |
|-----|-----------------------|------|------|-----|-----|-------------------------|--------------------------|-----|----------------------|------|------|-----|-----|-----------------------|-----------------------------|
| 0 | Frank Coppet | S | 5-11 | 190 | Sr. | Fort Lauderdale, Fla. | St. Thomas Aquinas | 54 | Tyler Steen | OL | 6-5 | 317 | Jr. | Miami, Fla. | St. Thomas Aquinas |
| 1 | Donovan Kaufman | DB | 5-10 | 197 | Fr. | New Orleans, La. | Archbishop Rummel | 57 | Drew Birchmeier | OL | 6-4 | 300 | 5th | Midlothian, Va. | Cosby |
| 2 | Amir Abdur-Rahman | WR | 6-4 | 217 | Jr. | Atlanta, Ga. | Mays | 58 | Wesley Schelling | LS | 6-5 | 245 | Fr. | Nashville, Tenn. | Pearl-Cohn |
| 3 | Ja'Veon Marlow | RB | 5-11 | 195 | Jr. | Winter Haven, Fla. | Winter Haven | 59 | Scott Meyer | LS | 6-1 | 224 | 5th | Alpharetta, Ga. | Blessed Trinity Catholic |
| 4 | James Bostic III | WR | 6-3 | 217 | Sr. | Fort Lauderdale, Fla. | Cardinal Gibbons | 61 | Jonah Buchanan | OL | 6-4 | 291 | Sr. | Honolulu, Hawaii | Iolani |
| 4 | Randall Haynie | CB | 6-0 | 185 | Sr. | Fort Lauderdale, Fla. | Cardinal Gibbons | 62 | Julian Hernandez | OL | 6-4 | 312 | So. | Davie, Fla. | St. Thomas Aquinas |
| 5 | Mike Wright | QB | 6-3 | 187 | Fr. | Fayetteville, Ga. | Woodward Academy | 63 | Grant Miller | OL | 6-4 | 297 | Sr. | Fort Lauderdale, Fla. | St. Thomas Aquinas |
| 5 | DC Williams | CB | 5-11 | 193 | Sr. | Miami, Fla. | St. Thomas Aquinas | 64 | Stephen Spanellis | OL | 6-5 | 300 | 5th | Baltimore, Md. | Gilman School |
| 6 | Jeremy Moussa | QB | 6-3 | 219 | Jr. | Chino Hills, Calif. | Eleanor Roosevelt | 65 | Michael Warden | OL | 6-2 | 289 | Jr. | Loveland, Ohio | Summit Country Day |
| 6 | Gabe Jeudy-Lally | CB | 6-1 | 180 | So. | Charlotte, N.C. | Ardrey Kell | 66 | Cameron Robinson | DL | 6-0 | 302 | Sr. | Mobile, Ala. | Murphy |
| 7 | Dimitri Moore | LB | 6-3 | 234 | Sr. | Cedar Hill, Texas | Cedar Hill | 67 | Trent Weaver | OL | 6-3 | 290 | Fr. | St. Louis, Mo. | St. Louis University School |
| 7 | Cam Johnson | WR | 6-0 | 198 | Jr. | Brentwood, Tenn. | Brentwood Academy | 68 | Jason Brooks, Jr. | OL | 6-4 | 275 | Fr. | Houston, Texas | Dobie |
| 8 | Ken Seals | QB | 6-3 | 218 | Fr. | Azle, Texas | Weatherford | 69 | Brayden Bapst | OL | 6-6 | 300 | So. | Washington, D.C. | St. John's College |
| 8 | Alex Williams | DL | 6-6 | 260 | So. | Akron, Ohio | Pickerington North | 70 | Bradley Ashmore | OL | 6-6 | 294 | Fr. | Neptune Beach, Fla. | Fletcher Senior |
| 9 | Daevion Davis | DL | 6-2 | 285 | So. | Madison, Ala. | James Clemens | 71 | Donald Fitzgerald | OL | 6-8 | 305 | So. | Nashville, Tenn. | Hillsboro |
| 9 | Rocko Griffin Jr. | RB | 5-9 | 205 | Fr. | Rincon, Ga. | South Effingham | 72 | Dan Dawkins | OL | 6-3 | 308 | Jr. | Staten Island, N.Y. | The Peddie School |
| 10 | Dayo Odeyingbo | DL | 6-6 | 276 | Sr. | Irving, Texas | Carrollton Ranchview | 73 | Jonathan Stewart | OL | 6-7 | 324 | Sr. | Lawrenceville, Ga. | Mountain View |
| 10 | Gavin Schoenwald | TE | 6-4 | 237 | Jr. | Brentwood, Tenn. | Brentwood Academy | 74 | Cole Clemens | OL | 6-6 | 344 | Sr. | South Jordan, Utah | Bingham |
| 11 | Tyrell Alexander | WR | 6-1 | 184 | 5th | Lancaster, Texas | Lancaster | 75 | Ben Cox | OL | 6-5 | 292 | Fr. | Radford, Va. | Radford |
| 11 | Justin Harris | S | 6-1 | 194 | So. | Attalla, Ala. | Etowah | 77 | Connor Mignone | OL | 6-4 | 302 | 5th | Redding, Conn. | Joel Barlow |
| 12 | Brayden DeVault-Smith | LB | 6-3 | 227 | Sr. | Nashville, Tenn. | Pearl-Cohn | 78 | Bryce Bailey | OL | 6-5 | 306 | Sr. | Newburgh, Ind. | Castle |
| 12 | Jack Bowen | QB | 6-0 | 187 | Jr. | Grand Rapids, Mich. | Catholic Central | 81 | Will Sheppard | WR | 6-3 | 190 | Fr. | Mandeville, La. | Mandeville |
| 13 | Brendon Harris | S | 6-1 | 212 | Jr. | Chattanooga, Tenn. | Baylor School | 83 | Conley Ku | WR | 5-9 | 165 | Fr. | Fairfax, Va. | Falls Church |
| 13 | Jackson Winrow | WR | 6-1 | 213 | 5th | Shawnee, Okla. | Shawnee | 84 | Justin Ball | TE | 6-6 | 232 | So. | Glenn Dale, Md. | Gonzaga Prep |
| 14 | Devin Boddie Jr. | WR | 5-11 | 168 | So. | Memphis, Tenn. | Whitehaven | 85 | Joel DeCoursey | TE | 6-4 | 245 | So. | Zionsville, Ind. | Zionsville Community |
| 14 | Maxwell Worship | S | 6-1 | 206 | Jr. | Fort Lauderdale, Fla. | Cardinal Gibbons | 86 | Ben Bresnahan | TE | 6-4 | 244 | Jr. | Cumming, Ga. | West Forsyth |
| 15 | Danny Clark | QB | 6-4 | 232 | Jr. | Akron, Ohio | Archbishop Hoban | 88 | Jayden Harrison | WR | 5-10 | 191 | So. | Nashville, Tenn. | Pearl-Cohn |
| 15 | Elijah Hamilton | CB | 6-2 | 205 | 5th | Roswell, Ga. | Blessed Trinity Catholic | 88 | Michael Owusu | LB | 6-5 | 240 | Sr. | Oxnard, Calif. | Oaks Christian |
| 16 | Mac Hereford | WR | 6-1 | 216 | 5th | Birmingham, Ala. | Woodberry Forest | 89 | Diego LaMonica | TE | 6-4 | 230 | Fr. | Miami, Fla. | Gulliver Prep |
| 16 | BJ Anderson | CB | 6-1 | 190 | Jr. | Andalusia, Ala. | Andalusia | 90 | Cameron Tidd | DL | 6-3 | 295 | 5th | Greenwood, Ind. | Center Grove |
| 17 | Keithian Starling Jr. | WR | 6-0 | 185 | Sr. | Nashville, Tenn. | Nashville Christian | 92 | Derek Green | DL | 6-5 | 320 | So. | Richlands, N.C. | Southwest |
| 17 | Feleti Afemui | LB | 6-3 | 244 | Sr. | Kihei, Hawaii | Maui | 93 | Tolu Thomas-Ailara | DL | 6-3 | 252 | Jr. | Chicago Heights, Ill. | Marian Catholic |
| 18 | Logan Kyle | WR | 6-3 | 207 | Fr. | Cypress, Texas | Tomball Memorial | 94 | Rutger Reitmaier | DL | 6-3 | 266 | Jr. | Nashville, Tenn. | Lipscomb Academy |
| 19 | Chris Pierce Jr. | WR | 6-4 | 231 | Sr. | Smithfield, Va. | Smithfield | 95 | Harrison Smith | P | 5-10 | 188 | Jr. | Franklin, Tenn. | Brentwood Academy |
| 21 | Keyon Henry-Brooks | RB | 6-1 | 200 | So. | Powder Springs, Ga. | Kennesaw Mountain | 95 | Raashaan Wilkins Jr. | DL | 6-3 | 307 | Jr. | Chicago, Ill. | Mt. Carmel |
| 21 | Kenny Hebert | LB | 6-4 | 232 | Sr. | New Orleans, La. | Holy Cross | 96 | Nate Clifton | DL | 6-5 | 267 | So. | La Vergne, Tenn. | Brentwood Academy |
| 22 | Chase Lloyd | DB | 6-2 | 207 | Fr. | Atlanta, Ga. | Westlake | 97 | Lorenza Surgers | DL | 6-5 | 258 | Jr. | Cary, N.C. | Panther Creek |
| 23 | Jaylen Mahoney | CB | 5-11 | 185 | So. | Rock Hill, S.C. | South Pointe | 99 | Malik Langham | DL | 6-5 | 290 | Jr. | Huntsville, Ala. | Lee |
| 24 | Alston Orji | LB | 6-2 | 245 | Jr. | Rockwall, Texas | Rockwall | | | | | | | | |
| 25 | Mitchell Pryor | RB | 6-1 | 220 | Jr. | Darien, Conn. | Darien | | | | | | | | |
| 26 | Anfernee Orji | LB | 6-2 | 224 | So. | Rockwall, Texas | Rockwall | | | | | | | | |
| 27 | Ryan McCord | CB | 6-1 | 180 | Fr. | Dallas, Texas | Saint Mark's | | | | | | | | |
| 28 | Allan George | CB | 6-1 | 187 | Sr. | Andalusia, Ala. | Andalusia | | | | | | | | |
| 29 | Jack Barton | S/LB | 6-0 | 201 | Fr. | Dallas, Texas | Jesuit | | | | | | | | |
| 30 | De'Rickey Wright | ATH | 6-4 | 207 | Fr. | Gadsden, Ala. | Gadsden City | | | | | | | | |
| 31 | AJ Walsh | LB | 6-5 | 232 | Fr. | Mattawan, Mich. | Mattawan | | | | | | | | |
| 32 | Jamauri Wakefield | RB | 6-1 | 223 | 5th | Jacksonville, Fla. | Providence | | | | | | | | |
| 33 | Dashaun Jerkins | S | 6-0 | 190 | Jr. | Woodbridge, Va. | Woodbridge | | | | | | | | |
| 35 | Kyle White | TE | 6-0 | 215 | Jr. | Scottsdale, Ariz. | Notre Dame Prep | | | | | | | | |
| 36 | Jared Wheatley | P | 6-1 | 190 | So. | Indian Trail, N.C. | Porter Ridge | | | | | | | | |
| 37 | Pierson Cooke | K/P | 6-0 | 194 | Jr. | Bloomfield Hills, Mich. | Cranbrook-Kingswood | | | | | | | | |
| 38 | Oren Milstein | K | 5-7 | 165 | 5th | Boca Raton, Fla. | American Heritage | | | | | | | | |
| 39 | Javan Rice | K | 6-2 | 201 | Jr. | Miami, Fla. | Belen Jesuit Prep | | | | | | | | |
| 41 | Elijah McAllister | LB | 6-6 | 245 | Jr. | Rumson, N.J. | Rumson Fair Haven | | | | | | | | |
| 42 | Camden Coleman | DB | 6-1 | 207 | Jr. | Champaign, Ill. | University Laboratory | | | | | | | | |
| 43 | Tré Brown | LB | 5-10 | 200 | So. | Loganville, Ga. | Grayson | | | | | | | | |
| 44 | Christian James | DL | 6-4 | 250 | So. | Memphis, Tenn. | Christian Brothers | | | | | | | | |
| 45 | Griffin Lampton | LB | 6-3 | 226 | Fr. | Wellington, Fla. | St. Thomas Aquinas | | | | | | | | |
| 46 | Michael Spencer | LB | 6-4 | 249 | Fr. | Union, Ky. | The Taft School | | | | | | | | |
| 47 | Wes Farley | K | 6-1 | 185 | Jr. | New Canaan, Conn. | New Canaan | | | | | | | | |
| 48 | Andre Mintze | LB | 6-3 | 246 | 5th | Philadelphia, Pa. | Imhotep Institute | | | | | | | | |
| 49 | Zach Drevno | LS | 6-0 | 218 | Jr. | Saline, Mich. | Saline | | | | | | | | |
| 50 | Ethan Barr | LB | 6-3 | 236 | Fr. | Flower Mound, Texas | Marcus | | | | | | | | |
| 51 | Luke Blanton | LB | 6-2 | 237 | Jr. | Dallas, Texas | Highland Park | | | | | | | | |
| 52 | Kevo Wesley | OL | 6-4 | 296 | Fr. | Chicago, Ill. | Curie | | | | | | | | |
| 52 | Alex Brown | LB | 6-2 | 243 | Jr. | San Antonio, Texas | Claudia Taylor Johnson | | | | | | | | |
| 53 | Tommy Eckels | LB | 6-2 | 229 | Fr. | Kansas City, Mo. | Rockhurst | | | | | | | | |

Pronunciation Guide

| | | |
|----|---------------------|---------------------------|
| 0 | Coppet, Frank | COP-ett |
| 2 | Abdur-Rahman, Amir | ah-MEER ub-DUR ruh-MAN |
| 3 | Marlow, Ja'Veon | jay-VEE-on |
| 6 | Jeudy-Lally, Gabe | judy |
| 9 | Davis, Daevion | day-VEE-on |
| 10 | Odeyingbo, Dayo | DYE-oh oh-DANG-bow |
| 14 | Boddie, Devin | body |
| 17 | Afumei, Feleti | fah-LAH-tee ah-FUH-moo-ee |
| 21 | Henry-Brooks, Keyon | key-on |
| 24 | Orji, Alston | OR-jee |
| 26 | Orji, Anfernee | OR-jee |
| 32 | Wakefield, Jamauri | jah-MAR-ee |
| 48 | Mintze, Andre | mence |
| 49 | Drevno, Zach | DREV-no |
| 58 | Schelling, Wesley | SHELL-ing |
| 83 | Ku, Conley | coup |
| 88 | Owusu, Michael | oh-WOO-sue |
| 94 | Reitmaier, Rutger | RIGHT-meyer |
| 99 | Langham, Malik | MUH-leak |

Academic Roster

| No. | Name | Pos. | Ht. | Wt. | Yr. | Major | No. | Name | Pos. | Ht. | Wt. | Yr. | Major |
|-----|-----------------------|------|------|-----|-----|---|-----|-----------------------|------|------|-----|-----|-------------------------------------|
| 24 | Alston Orji | LB | 6-2 | 245 | Jr. | American Studies | 2 | Amir Abdur-Rahman | WR | 6-4 | 217 | Jr. | Medicine, Health and Society |
| 5 | DC Williams | CB | 5-11 | 193 | Sr. | American Studies | 86 | Ben Bresnahan | TE | 6-4 | 244 | Jr. | Medicine, Health and Society |
| 95 | Harrison Smith | P | 5-10 | 188 | Jr. | Biological Sciences • Classical and Mediterranean Studies | 78 | Bryce Bailey | OL | 6-5 | 306 | Sr. | Medicine, Health and Society |
| 7 | Dimitri Moore | LB | 6-3 | 234 | Sr. | Cinema and Media Arts | 9 | Daevidon Davis | DL | 6-2 | 285 | So. | Medicine, Health and Society |
| 52 | Alex Brown | LB | 6-2 | 243 | Jr. | Communication Studies | 0 | Frank Coppet | S | 5-11 | 190 | Sr. | Medicine, Health and Society |
| 15 | Danny Clark | QB | 6-4 | 232 | Jr. | Communication Studies | 4 | James Bostic III | WR | 6-3 | 217 | Sr. | Medicine, Health and Society |
| 97 | Lorenza Surgers | DL | 6-5 | 258 | Jr. | Communications Studies | 13 | Brendon Harris | S | 6-1 | 212 | Jr. | Medicine, Health and Society |
| 26 | Anfernee Orji | LB | 6-2 | 224 | So. | Computer Engineering | 66 | Cameron Robinson | DL | 6-0 | 302 | Sr. | Medicine, Health and Society |
| 67 | Trent Weaver | OL | 6-3 | 290 | Fr. | Computer Engineering | 33 | Dashaun Jenkins | S | 6-0 | 190 | Jr. | Medicine, Health and Society |
| 8 | Ken Seals | QB | 6-3 | 218 | Fr. | Computer Science | 10 | Dayo Odeyingbo | DL | 6-6 | 276 | Sr. | Medicine, Health and Society |
| 27 | Ryan McCord | CB | 6-1 | 180 | Fr. | Computer Science | 41 | Elijah McAllister | LB | 6-6 | 245 | Jr. | Medicine, Health and Society |
| 58 | Wesley Schelling | LS | 6-5 | 245 | Fr. | Computer Science | 6 | Jeremy Moussa | QB | 6-3 | 219 | Jr. | Medicine, Health and Society |
| 61 | Jonah Buchanan | OL | 6-4 | 291 | Sr. | Computer Science • Mathematics | 99 | Malik Langham | DL | 6-5 | 290 | Jr. | Medicine, Health and Society |
| 77 | Connor Mignone | OL | 6-4 | 302 | 5th | Data Science (Grad) | 88 | Michael Owusu | LB | 6-5 | 240 | Sr. | Medicine, Health and Society |
| 74 | Cole Clemens | OL | 6-6 | 344 | Sr. | Economics | 28 | Allan George | CB | 6-1 | 187 | Sr. | Medicine, Health and Society |
| 39 | Javan Rice | K | 6-2 | 201 | Jr. | Economics | 48 | Andre Mintze | LB | 6-3 | 246 | 5th | Medicine, Health and Society (Grad) |
| 51 | Luke Blanton | LB | 6-2 | 237 | Jr. | Economics | 15 | Elijah Hamilton | CB | 6-2 | 205 | 5th | Medicine, Health and Society (Grad) |
| 65 | Michael Warden | OL | 6-2 | 289 | Jr. | Economics | 93 | Tolu Thomas-Ailara | DL | 6-3 | 252 | Jr. | Neuroscience |
| 25 | Mitchell Pryor | RB | 6-1 | 220 | Jr. | Economics | 37 | Pierson Cooke | K/P | 6-0 | 194 | Jr. | Political Science |
| 95 | Raashaan Wilkins Jr. | DL | 6-3 | 307 | Jr. | Economics | 42 | Camden Coleman | DB | 6-1 | 207 | Jr. | Psychology |
| 17 | Keithian Starling Jr. | WR | 6-0 | 185 | Sr. | Engineering Science | 3 | Ja'Veon Marlow | RB | 5-11 | 195 | Jr. | Psychology |
| 69 | Brayden Bapst | OL | 6-6 | 300 | So. | Human and Organizational Development | 8 | Alex Williams | DL | 6-6 | 260 | So. | Sociology |
| 7 | Cam Johnson | WR | 6-0 | 198 | Jr. | Human and Organizational Development | 16 | BJ Anderson | CB | 6-1 | 190 | Jr. | Sociology |
| 17 | Feleti Afemui | LB | 6-3 | 244 | Sr. | Human and Organizational Development | 19 | Chris Pierce Jr. | WR | 6-4 | 231 | Sr. | Sociology |
| 10 | Gavin Schoenwald | TE | 6-4 | 237 | Jr. | Human and Organizational Development | 13 | Jackson Winrow | WR | 6-1 | 213 | 5th | Sociology |
| 63 | Grant Miller | OL | 6-4 | 297 | Sr. | Human and Organizational Development | 73 | Jonathan Stewart | OL | 6-7 | 324 | Sr. | Sociology |
| 12 | Jack Bowen | QB | 6-0 | 187 | Jr. | Human and Organizational Development | 4 | Randall Haynie | CB | 6-0 | 185 | Sr. | Sociology |
| 23 | Jaylen Mahoney | CB | 5-11 | 185 | So. | Human and Organizational Development | 94 | Rutger Reitmaier | DL | 6-3 | 266 | Jr. | Sociology |
| 85 | Joel DeCoursey | TE | 6-4 | 245 | So. | Human and Organizational Development | 12 | Brayden DeVault-Smith | LB | 6-3 | 227 | Sr. | Sociology Studies |
| 35 | Kyle White | TE | 6-0 | 215 | Jr. | Human and Organizational Development | 72 | Dan Dawkins | OL | 6-3 | 308 | Jr. | Sociology Studies |
| 14 | Maxwell Worship | S | 6-1 | 206 | Jr. | Human and Organizational Development | 31 | AJ Walsh | LB | 6-5 | 232 | Fr. | Undeclared |
| 54 | Tyler Steen | OL | 6-5 | 317 | Jr. | Human and Organizational Development | 75 | Ben Cox | OL | 6-5 | 292 | Fr. | Undeclared |
| 47 | Wes Farley | K | 6-1 | 185 | Jr. | Human and Organizational Development | 70 | Bradley Ashmore | OL | 6-6 | 294 | Fr. | Undeclared |
| 49 | Zach Drevno | LS | 6-0 | 218 | Jr. | Human and Organizational Development | 22 | Chase Lloyd | DB | 6-2 | 207 | Fr. | Undeclared |
| 6 | Gabe Jeudy-Lally | CB | 6-1 | 180 | So. | Human and Organizational Development • Sociology | 44 | Christian James | DL | 6-4 | 250 | So. | Undeclared |
| 59 | Scott Meyer | LS | 6-1 | 224 | 5th | Leadership and Organizational Performance (Grad) | 83 | Conley Ku | WR | 5-9 | 165 | Fr. | Undeclared |
| 21 | Kenny Hebert | LB | 6-4 | 232 | Sr. | Learning, Diversity and Urban Studies (Grad) | 92 | Derek Green | DL | 6-5 | 320 | So. | Undeclared |
| 11 | Tyrell Alexander | WR | 6-1 | 184 | 5th | Learning, Diversity and Urban Studies (Grad) | 30 | De'Rickey Wright | ATH | 6-4 | 207 | Fr. | Undeclared |
| 90 | Cameron Tidd | DL | 6-3 | 295 | 5th | Marketing (Grad) | 14 | Devin Boddie Jr. | WR | 5-11 | 168 | So. | Undeclared |
| 57 | Drew Birchmeier | OL | 6-4 | 300 | 5th | Marketing (Grad) | 89 | Diego LaMonica | TE | 6-4 | 230 | Fr. | Undeclared |
| 32 | Jamauri Wakefield | RB | 6-1 | 223 | 5th | Marketing (Grad) | 71 | Donald Fitzgerald | OL | 6-8 | 305 | So. | Undeclared |
| 16 | Mac Hereford | WR | 6-1 | 216 | 5th | Marketing (Grad) | 1 | Donovan Kaufman | DB | 5-10 | 197 | Fr. | Undeclared |
| 38 | Oren Milstein | K | 5-7 | 165 | 5th | Marketing (Grad) | 50 | Ethan Barr | LB | 6-3 | 236 | Fr. | Undeclared |
| 64 | Stephen Spanellis | OL | 6-5 | 300 | 5th | Marketing (Grad) | 45 | Griffin Lampton | LB | 6-3 | 226 | Fr. | Undeclared |
| | | | | | | | 29 | Jack Barton | S/LB | 6-0 | 201 | Fr. | Undeclared |
| | | | | | | | 36 | Jared Wheatley | P | 6-1 | 190 | So. | Undeclared |
| | | | | | | | 68 | Jason Brooks, Jr. | OL | 6-4 | 275 | Fr. | Undeclared |
| | | | | | | | 88 | Jayden Harrison | WR | 5-10 | 191 | So. | Undeclared |
| | | | | | | | 62 | Julian Hernandez | OL | 6-4 | 312 | So. | Undeclared |
| | | | | | | | 84 | Justin Ball | TE | 6-6 | 232 | So. | Undeclared |
| | | | | | | | 11 | Justin Harris | S | 6-1 | 194 | So. | Undeclared |
| | | | | | | | 52 | Kevo Wesley | OL | 6-4 | 296 | Fr. | Undeclared |
| | | | | | | | 21 | Keyon Henry-Brooks | RB | 6-1 | 200 | So. | Undeclared |
| | | | | | | | 18 | Logan Kyle | WR | 6-3 | 207 | Fr. | Undeclared |
| | | | | | | | 46 | Michael Spencer | LB | 6-4 | 249 | Fr. | Undeclared |
| | | | | | | | 5 | Mike Wright | QB | 6-3 | 187 | Fr. | Undeclared |
| | | | | | | | 96 | Nate Clifton | DL | 6-5 | 267 | So. | Undeclared |
| | | | | | | | 9 | Rocko Griffin Jr. | RB | 5-9 | 205 | Fr. | Undeclared |
| | | | | | | | 53 | Tommy Eckels | LB | 6-2 | 229 | Fr. | Undeclared |
| | | | | | | | 43 | Tré Brown | LB | 5-10 | 200 | So. | Undeclared |
| | | | | | | | 81 | Will Sheppard | WR | 6-3 | 190 | Fr. | Undeclared |

Geographical Roster

| No. | Name | Pos. | Ht. | Wt. | Yr. | Hometown/High School | No. | Name | Pos. | Ht. | Wt. | Yr. | Hometown/High School |
|-----|----------------------|------|------|-----|-----|--|-----|-----------------------|------|------|-----|-----|---|
| 16 | Mac Hereford | WR | 6-1 | 216 | 5th | Birmingham, Ala./Woodberry Forest | 64 | Stephen Spanellis | OL | 6-5 | 300 | 5th | Baltimore, Md./Gilman School |
| 9 | Daevion Davis | DL | 6-2 | 285 | So. | Madison, Ala./James Clemens | 84 | Justin Ball | TE | 6-6 | 232 | So. | Glenn Dale, Md./Gonzaga Prep |
| 66 | Cameron Robinson | DL | 6-0 | 302 | Sr. | Mobile, Ala./Murphy | | | | | | | |
| 99 | Malik Langham | DL | 6-5 | 290 | Jr. | Huntsville, Ala./Lee | 12 | Jack Bowen | QB | 6-0 | 187 | Jr. | Grand Rapids, Mich./Catholic Central |
| 28 | Allan George | CB | 6-1 | 187 | Sr. | Andalusia, Ala./Andalusia | 49 | Zach Drevno | LS | 6-0 | 218 | Jr. | Saline, Mich./Saline |
| 16 | BJ Anderson | CB | 6-1 | 190 | Jr. | Andalusia, Ala./Andalusia | 37 | Pierson Cooke | K/P | 6-0 | 194 | Jr. | Bloomfield Hills, Mich./Cranbrook-Kingswood |
| 30 | De'Rickey Wright | ATH | 6-4 | 207 | Fr. | Gadsden, Ala./Gadsden City | 31 | AJ Walsh | LB | 6-5 | 232 | Fr. | Mattawan, Mich./Mattawan |
| 11 | Justin Harris | S | 6-1 | 194 | So. | Attalla, Ala./Etowah | | | | | | | |
| 35 | Kyle White | TE | 6-0 | 215 | Jr. | Scottsdale, Ariz./Notre Dame Prep | 67 | Trent Weaver | OL | 6-3 | 290 | Fr. | St. Louis, Mo./St. Louis University School |
| | | | | | | | 53 | Tommy Eckels | LB | 6-2 | 229 | Fr. | Kansas City, Mo./Rockhurst |
| 6 | Jeremy Moussa | QB | 6-3 | 219 | Jr. | Chino Hills, Calif./Eleanor Roosevelt | 97 | Lorenza Surgers | DL | 6-5 | 258 | Jr. | Cary, N.C./Panther Creek |
| 88 | Michael Owusu | LB | 6-5 | 240 | Sr. | Oxnard, Calif./Oaks Christian | 6 | Gabe Jeudy-Lally | CB | 6-1 | 180 | So. | Charlotte, N.C./Ardrey Kell |
| | | | | | | | 92 | Derek Green | DL | 6-5 | 320 | So. | Richlands, N.C./Southwest |
| 77 | Connor Mignone | OL | 6-4 | 302 | 5th | Redding, Conn./Joel Barlow | 36 | Jared Wheatley | P | 6-1 | 190 | So. | Indian Trail, N.C./Porter Ridge |
| 25 | Mitchell Pryor | RB | 6-1 | 220 | Jr. | Darien, Conn./Darien | | | | | | | |
| 47 | Wes Farley | K | 6-1 | 185 | Jr. | New Canaan, Conn./New Canaan | 41 | Elijah McAllister | LB | 6-6 | 245 | Jr. | Rumson, N.J./Rumson Fair Haven |
| 69 | Brayden Bapst | OL | 6-6 | 300 | So. | Washington, D.C./St. John's College | 72 | Dan Dawkins | OL | 6-3 | 308 | Jr. | Staten Island, N.Y./The Peddie School |
| 5 | DC Williams | CB | 5-11 | 193 | Sr. | Miami, Fla./St. Thomas Aquinas | 15 | Danny Clark | QB | 6-4 | 232 | Jr. | Akron, Ohio/Archbishop Hoban |
| 39 | Javan Rice | K | 6-2 | 201 | Jr. | Miami, Fla./Belen Jesuit Prep | 65 | Michael Warden | OL | 6-2 | 289 | Jr. | Loveland, Ohio/Summit Country Day |
| 63 | Grant Miller | OL | 6-4 | 297 | Sr. | Fort Lauderdale, Fla./St. Thomas Aquinas | 8 | Alex Williams | DL | 6-6 | 260 | So. | Akron, Ohio/Pickerington North |
| 14 | Maxwell Worship | S | 6-1 | 206 | Jr. | Fort Lauderdale, Fla./Cardinal Gibbons | | | | | | | |
| 54 | Tyler Steen | OL | 6-5 | 317 | Jr. | Miami, Fla./St. Thomas Aquinas | 13 | Jackson Winrow | WR | 6-1 | 213 | 5th | Shawnee, Okla./Shawnee |
| 32 | Jamauri Wakefield | RB | 6-1 | 223 | 5th | Jacksonville, Fla./Providence | | | | | | | |
| 38 | Oren Milstein | K | 5-7 | 165 | 5th | Boca Raton, Fla./American Heritage | 48 | Andre Mintze | LB | 6-3 | 246 | 5th | Philadelphia, Pa./Imhotep Institute |
| 0 | Frank Coppet | S | 5-11 | 190 | Sr. | Fort Lauderdale, Fla./St. Thomas Aquinas | 23 | Jaylen Mahoney | CB | 5-11 | 185 | So. | Rock Hill, S.C./South Pointe |
| 4 | James Bostic III | WR | 6-3 | 217 | Sr. | Fort Lauderdale, Fla./Cardinal Gibbons | | | | | | | |
| 3 | Ja'Veon Marlow | RB | 5-11 | 195 | Jr. | Winter Haven, Fla./Winter Haven | 95 | Harrison Smith | P | 5-10 | 188 | Jr. | Franklin, Tenn./Brentwood Academy |
| 4 | Randall Haynie | CB | 6-0 | 185 | Sr. | Fort Lauderdale, Fla./Cardinal Gibbons | 58 | Wesley Schelling | LS | 6-5 | 245 | Fr. | Nashville, Tenn./Pearl-Cohn |
| 70 | Bradley Ashmore | OL | 6-6 | 294 | Fr. | Neptune Beach, Fla./Fletcher Senior | 17 | Keithian Starling Jr. | WR | 6-0 | 185 | Sr. | Nashville, Tenn./Nashville Christian |
| 89 | Diego LaMonica | TE | 6-4 | 230 | Fr. | Miami, Fla./Gulliver Prep | 7 | Cam Johnson | WR | 6-0 | 198 | Jr. | Brentwood, Tenn./Brentwood Academy |
| 45 | Griffin Lampton | LB | 6-3 | 226 | Fr. | Wellington, Fla./St. Thomas Aquinas | 10 | Gavin Schoenwald | TE | 6-4 | 237 | Jr. | Brentwood, Tenn./Brentwood Academy |
| 62 | Julian Hernandez | OL | 6-4 | 312 | So. | Davie, Fla./St. Thomas Aquinas | 13 | Brendon Harris | S | 6-1 | 212 | Jr. | Chattanooga, Tenn./Baylor School |
| | | | | | | | 94 | Rutger Reitmaier | DL | 6-3 | 266 | Jr. | Nashville, Tenn./Lipscomb Academy |
| 59 | Scott Meyer | LS | 6-1 | 224 | 5th | Alpharetta, Ga./Blessed Trinity Catholic | 12 | Brayden DeVault-Smith | LB | 6-3 | 227 | Sr. | Nashville, Tenn./Pearl-Cohn |
| 2 | Amir Abdur-Rahman | WR | 6-4 | 217 | Jr. | Atlanta, Ga./Mays | 44 | Christian James | DL | 6-4 | 250 | So. | Memphis, Tenn./Christian Brothers |
| 86 | Ben Bresnahan | TE | 6-4 | 244 | Jr. | Cumming, Ga./West Forsyth | 14 | Devin Boddie Jr. | WR | 5-11 | 168 | So. | Memphis, Tenn./Whitehaven |
| 15 | Elijah Hamilton | CB | 6-2 | 205 | 5th | Roswell, Ga./Blessed Trinity Catholic | 71 | Donald Fitzgerald | OL | 6-8 | 305 | So. | Nashville, Tenn./Hillsboro |
| 73 | Jonathan Stewart | OL | 6-7 | 324 | Sr. | Lawrenceville, Ga./Mountain View | 88 | Jayden Harrison | WR | 5-10 | 191 | So. | Nashville, Tenn./Pearl-Cohn |
| 22 | Chase Lloyd | DB | 6-2 | 207 | Fr. | Atlanta, Ga./Westlake | 96 | Nate Clifton | DL | 6-5 | 267 | So. | La Vergne, Tenn./Brentwood Academy |
| 21 | Keyon Henry-Brooks | RB | 6-1 | 200 | So. | Powder Springs, Ga./Kennesaw Mountain | | | | | | | |
| 5 | Mike Wright | QB | 6-3 | 187 | Fr. | Fayetteville, Ga./Woodward Academy | 24 | Alston Orji | LB | 6-2 | 245 | Jr. | Rockwall, Texas/Rockwall |
| 9 | Rocko Griffin Jr. | RB | 5-9 | 205 | Fr. | Rincon, Ga./South Effingham | 7 | Dimitri Moore | LB | 6-3 | 234 | Sr. | Cedar Hill, Texas/Cedar Hill |
| 43 | Tré Brown | LB | 5-10 | 200 | So. | Loganville, Ga./Grayson | 52 | Alex Brown | LB | 6-2 | 243 | Jr. | San Antonio, Texas/Claudia Taylor Johnson |
| | | | | | | | 26 | Anfernee Orji | LB | 6-2 | 224 | So. | Rockwall, Texas/Rockwall |
| 61 | Jonah Buchanan | OL | 6-4 | 291 | Sr. | Honolulu, Hawaii/Iolani | 8 | Ken Seals | QB | 6-3 | 218 | Fr. | Azle, Texas/Weatherford |
| 17 | Feleti Afemui | LB | 6-3 | 244 | Sr. | Kihei, Hawaii/Maui | 27 | Ryan McCord | CB | 6-1 | 180 | Fr. | Dallas, Texas/Saint Mark's |
| | | | | | | | 51 | Luke Blanton | LB | 6-2 | 237 | Jr. | Dallas, Texas/Highland Park |
| 95 | Raashaan Wilkins Jr. | DL | 6-3 | 307 | Jr. | Chicago, Ill./Mt. Carmel | 11 | Tyrell Alexander | WR | 6-1 | 184 | 5th | Lancaster, Texas/Lancaster |
| 93 | Tolu Thomas-Ailara | DL | 6-3 | 252 | Jr. | Chicago Heights, Ill./Marian Catholic | 10 | Dayo Odeyingbo | DL | 6-6 | 276 | Fr. | Irving, Texas/Carrollton Ranchview |
| 42 | Camden Coleman | DB | 6-1 | 207 | Jr. | Champaign, Ill./University Laboratory | 50 | Ethan Barr | LB | 6-3 | 236 | Fr. | Flower Mound, Texas/Marcus |
| 52 | Kevo Wesley | OL | 6-4 | 296 | Fr. | Chicago, Ill./Curie | 29 | Jack Barton | S/LB | 6-0 | 201 | Fr. | Dallas, Texas/Jesuit |
| | | | | | | | 68 | Jason Brooks, Jr. | OL | 6-4 | 275 | Fr. | Houston, Texas/Dobie |
| 85 | Joel DeCoursey | TE | 6-4 | 245 | So. | Zionsville, Ind./Zionsville Community | 18 | Logan Kyle | WR | 6-3 | 207 | Fr. | Cypress, Texas/Tomball Memorial |
| 90 | Cameron Tidd | DL | 6-3 | 295 | 5th | Greenwood, Ind./Center Grove | | | | | | | |
| 78 | Bryce Bailey | OL | 6-5 | 306 | Sr. | Newburgh, Ind./Castle | 74 | Cole Clemens | OL | 6-6 | 344 | Sr. | South Jordan, Utah/Bingham |
| 46 | Michael Spencer | LB | 6-4 | 249 | Fr. | Union, Ky./The Taft School | | | | | | | |
| 21 | Kenny Hebert | LB | 6-4 | 232 | Sr. | New Orleans, La./Holy Cross | 57 | Drew Birchmeier | OL | 6-4 | 300 | 5th | Midlothian, Va./Cosby |
| 1 | Donovan Kaufman | DB | 5-10 | 197 | Fr. | New Orleans, La./Archbishop Rummel | 33 | Dashaun Jerkins | S | 6-0 | 190 | Jr. | Woodbridge, Va./Woodbridge |
| 81 | Will Sheppard | WR | 6-3 | 190 | Fr. | Mandeville, La./Mandeville | 19 | Chris Pierce Jr. | WR | 6-4 | 231 | Sr. | Smithfield, Va./Smithfield |
| | | | | | | | 75 | Ben Cox | OL | 6-5 | 292 | Fr. | Radford, Va./Radford |
| | | | | | | | 83 | Conley Ku | WR | 5-9 | 165 | Fr. | Fairfax, Va./Falls Church |


Student-Athlete Profiles

QB


8 • KEN SEALS • 6-3 • 218 • Fr. • Azle, Texas • Weatherford


- Majoring in computer science
- Third true freshman quarterback to start a season opener in the SEC since 1972
- Fifth Vanderbilt true freshman quarterback to eclipse 100 passing yards in a game
- Three-star prospect by ESPN.com, Rivals.com and 247Sports.com
- Nation's 17th-best pro-style quarterback by Rivals.com
- 2019 Mr. Texas Football semifinalist

| PASSING | G | Comp | Att | Pct | Yards | TDs | Int | Long |
|---------|---|------|-----|------|-------|-----|-----|------|
| 2020 | 1 | 20 | 29 | 69.0 | 150 | 1 | 2 | 27 |
| TOTAL | 1 | 20 | 29 | 69.0 | 150 | 1 | 2 | 27 |

QB


15 • DANNY CLARK • 6-4 • 232 • Jr. • Akron, Ohio • Archbishop Hoban


- Majoring in communication studies
- Four-star recruit by ESPN.com and Scout.com as a prep senior at Archbishop Hoban (Ohio)
- Left-handed signal caller for Copiah-Lincoln (Mississippi) who passed for 2,166 yards and 18 touchdowns in 2019
- Averaged 240.7 yards/game in nine appearances at Copiah Lincoln
- Signed with Kentucky following outstanding Ohio prep career
- Ranked among nation's top 20 senior quarterbacks by Scout.com following high school

RB


3 • JA'VEON MARLOW • 5-11 • 195 • Jr. • Winter Haven, Fla. • Winter Haven

- Majoring in psychology
- Set career highs in both attempts and yards with 16 carries and 65 yards against No. 10/11 Texas A&M
- Gained 42 yards on 10 carries in 2019
- Rushed for a 2019 season-high 19 yards versus LSU
- Three-sport star in high school (football, weightlifting, track and field)
- Two-time regional qualifier as weight lifter and sprinter at Winter Haven


| RUSHING | G | Att | Yards | Avg. | TD | Long |
|---------|----|-----|-------|------|----|------|
| 2020 | 1 | 16 | 65 | 4.1 | 0 | 21 |
| 2019 | 8 | 10 | 42 | 4.2 | 0 | 8 |
| 2018 | 4 | 5 | 46 | 9.2 | 0 | 18 |
| TOTAL | 13 | 31 | 153 | 4.9 | 0 | 21 |

RB


32 • JAMAURI WAKEFIELD • 6-1 • 223 • 5th Year • Jacksonville, Fla. • Providence

- Pursuing a graduate degree in marketing
- Returned to action in 2020 season opener after suffering a season-ending injury in 2019
- Averaged 4.5 yards/carry as redshirt sophomore in 2018
- Rushed for 74 yards at Kentucky and 72 yards against South Carolina in 2018
- Consensus three-star prospect out of high school
- Three-sport star in high school (football, basketball, track and field)


| RUSHING | G | Att | Yards | Avg. | TD | Long |
|---------|----|-----|-------|------|----|------|
| 2020 | 1 | 15 | 37 | 2.5 | 0 | 12 |
| 2019 | 1 | 1 | 7 | 7.0 | 0 | 7 |
| 2018 | 11 | 78 | 353 | 4.5 | 2 | 26 |
| 2017 | 11 | 28 | 115 | 4.1 | 0 | 13 |
| TOTAL | 23 | 107 | 475 | 4.4 | 2 | 26 |

RB


21 • KEYON HENRY-BROOKS • 6-1 • 205 • So. • Powder Springs, Ga. • Kennesaw Mountain

- Undecided on a major
- Leading returning rusher on the Commodores (252 yards) from 2019
- First collegiate touchdown came on 61-yard carry against Northern Illinois
- Career-high 13 carries for a personal-best 70 yards at Tennessee
- Rushed for 3,569 yards and compiled 36 touchdowns at Kennesaw Mountain, north of Atlanta
- Born in New Orleans


| RUSHING | G | Att | Yards | Avg. | TD | Long |
|---------|----|-----|-------|------|----|------|
| 2019 | 11 | 56 | 252 | 4.4 | 1 | 61 |
| TOTAL | 11 | 56 | 252 | 4.4 | 1 | 61 |

TE


86 • BEN BRESNAHAN • 6-4 • 244 • Jr. • Cumming, Ga. • West Forsyth

- Majoring in medicine, health and society
- Made career-high three catches in season opener at No. 10/11 Texas A&M, gaining 28 yards
- Played in 11 games in 2019 and earned starts against Florida and Tennessee
- Caught seven passes for 105 yards (15.0 yards/catch)
- A three-time all-region selection at West Forsyth
- Born in Atlanta


| RECEPTIONS | G | Rec. | Yards | Avg. | TDs | Long | Avg.G |
|------------|----|------|-------|------|-----|------|-------|
| 2020 | 1 | 3 | 28 | 9.3 | 0 | 16 | 28.0 |
| 2019 | 11 | 7 | 105 | 15.0 | 0 | 26 | 9.5 |
| TOTAL | 12 | 10 | 133 | 13.3 | 0 | 26 | 11.1 |

TE


10 • GAVIN SCHOENWALD • 6-4 • 237 • Jr. • Brentwood, Tenn. • Brentwood Academy

- Majoring in human and organizational development
- Played in 11 games in 2019, primarily as a member of the special teams units
- Prepped at nearby Brentwood Academy and was an all-state quarterback in 2017
- Rated as the No. 6 tight end nationally by ESPN.com
- Guided Brentwood to a 12-0 record in 2017 as the starting quarterback
- Led team to three state basketball titles


| RECEPTIONS | G | Rec. | Yards | Avg. | TDs | Long | Avg.G |
|------------|----|------|-------|------|-----|------|-------|
| 2020 | 1 | 0 | 0 | 0.0 | 0 | 0 | 0.0 |
| 2019 | 11 | 0 | 0 | 0.0 | 0 | 0 | 0.0 |
| TOTAL | 12 | 0 | 0 | 0.0 | 0 | 0 | 0.0 |

TE


84 • JUSTIN BALL • 6-6 • 232 • So. • Glenn Dale, Md. • Gonzaga Prep

- Undecided on a major
- Made his collegiate debut in the season opener against No. 10/11 Texas A&M
- Did not see action as a freshman in 2019
- Three-star prospect by ESPN.com and 247Sports.com
- Born in Washington D.C.

| RECEPTIONS | G | Rec. | Yards | Avg. | TDs | Long | Avg.G |
|------------|---|------|-------|------|-----|------|-------|
| 2020 | 1 | 1 | -3 | -3.0 | 0 | 0 | -3.0 |
| TOTAL | 1 | 1 | -3 | -3.0 | 0 | 0 | -3.0 |

WR



11 • TYRELL ALEXANDER • 6-1 • 184 • 5th • Lancaster, Texas • Lancaster

- Pursuing a graduate degree in learning, diversity and urban studies
- Three-year letterwinner at Oklahoma State
- Made Vanderbilt debut at No. 10/11 Texas A&M
- Special teams regular in 2018 and 2019 with the Cowboys
- Appeared in six games at wide receiver in 2017
- Hauled in a 56-yard touchdown against Kansas in 2017

| RECEPTIONS | G | Rec. | Yards | Avg. | TDs | Long | Avg.G |
|------------|---|------|-------|------|-----|------|-------|
| 2020 | 1 | 1 | 6 | 6.0 | 0 | 6 | 6.0 |
| TOTAL | 1 | 1 | 6 | 6.0 | 0 | 6 | 6.0 |

Student-Athlete Profiles

WR




7 • Cam Johnson • 6-0 • 198 • Jr. • Brentwood, Tenn. • Brentwood Academy

- Majoring in human and organizational development
- Selected as a 2020 team captain
- Commodores leading returning receiver (316 yards) from 2019
- Posted three catches for 31 yards and first career touchdown at Purdue in 2019
- Caught a touchdown pass in consecutive games against Missouri and South Carolina
- Played four games as freshman in 2018 before injury curtailed his season

| RECEPTIONS | G | Rec. | Yards | Avg. | TDs | Long | Avg.G |
|------------|----|------|-------|------|-----|------|-------|
| 2020 | 1 | 2 | 21 | 10.5 | 0 | 14 | 21.0 |
| 2019 | 12 | 30 | 316 | 10.5 | 3 | 28 | 26.3 |
| 2018 | 4 | 4 | 45 | 11.2 | 0 | 14 | 11.2 |
| TOTAL | 17 | 36 | 382 | 10.6 | 3 | 28 | 22.5 |

WR




19 • CHRIS PIERCE JR. • 6-4 • 231 • Sr. • Smithfield, Va. • Smithfield

- Majoring in sociology
- Started eight games and played in all 12 at wide receiver in 2019
- Had 133 receiving yards on three catches at Purdue
- Football and basketball star at Smithfield High School in southeast Virginia
- Four-year starter on prep football team
- Enjoys boxing

| RECEPTIONS | G | Rec. | Yards | Avg. | TDs | Long | Avg.G |
|------------|----|------|-------|------|-----|------|-------|
| 2020 | 1 | 2 | 10 | 5.0 | 0 | 8 | 10.0 |
| 2019 | 12 | 14 | 244 | 17.4 | 1 | 75 | 20.4 |
| 2018 | 13 | 13 | 128 | 9.8 | 1 | 20 | 9.5 |
| 2017 | 9 | 0 | 0 | 0 | 0 | 0 | 0 |
| TOTAL | 35 | 29 | 382 | 13.2 | 2 | 75 | 10.9 |

WR




4 • JAMES BOSTIC III • 6-3 • 217 • Sr. • Fort Lauderdale, Fla. • Cardinal Gibbons

- Majoring in medicine, health and society
- Played in 12 games in 2019, catching 11 passes for 112 yards (10.2 yards/catch)
- Finished with a year-high four grabs for 36 yards against UNLV in 20219
- Played in six games in 2018, making collegiate debut at Notre Dame
- A three-star prospect out of Cardinal Gibbons
- Father, James Bostic Jr., played at Auburn and in the NFL

| RECEPTIONS | G | Rec. | Yards | Avg. | TDs | Long | Avg.G |
|------------|----|------|-------|------|-----|------|-------|
| 2019 | 12 | 11 | 112 | 10.2 | 0 | 17 | 10.2 |
| 2018 | 6 | 0 | 0 | 0.0 | 0 | 0 | 0.0 |
| TOTAL | 18 | 11 | 112 | 10.2 | 0 | 17 | 6.2 |

WR




2 • AMIR ABDUR-RAHMAN • 6-4 • 217 • Jr. • Atlanta, Ga. • Mays

- Majoring in medicine, health and society
- Registered career highs in both receptions (5) and receiving yards (72) at No. 10/11 Texas A&M
- Hauled in his second career touchdown in the season opener against the Aggies
- Played in 13 games as a true freshman in 2018
- Caught a career-long 52-yard catch versus Baylor in the 2018 Texas Bowl
- A three-sport athlete at Mavs (football, track and field and swimming)

| RECEPTIONS | G | Rec. | Yards | Avg. | TDs | Long | Avg.G |
|------------|----|------|-------|------|-----|------|-------|
| 2020 | 1 | 5 | 72 | 14.4 | 1 | 27 | 72.0 |
| 2019 | 1 | 0 | 0 | 0.0 | 0 | 0 | 0.0 |
| 2018 | 13 | 4 | 108 | 27.0 | 1 | 52 | 8.3 |
| TOTAL | 15 | 9 | 180 | 20.0 | 1 | 52 | 12.0 |


WR



88 • JAYDEN HARRISON • 5-10 • 191 • So. • Nashville, Tenn. • Pearl-Cohn


- Undeclared on a major
- Made collegiate debut at No. 10/11 Texas A&M, registering his first career reception
- Did not see action in 2019
- Three-star prospect by ESPN.com, Rivals.com and 247Sports.com
- Born in Pontiac, Mich.

| RECEPTIONS | G | Rec. | Yards | Avg. | TDs | Long | Avg.G |
|------------|---|------|-------|------|-----|------|-------|
| 2020 | 1 | 1 | -4 | -4.0 | 0 | 0 | -4.0 |
| TOTAL | 1 | 1 | -4 | -4.0 | 0 | 0 | -4 |

| | | | |
|----|---|--|--|
| WR |  | 14 • Devin Boddie Jr. • 5-11 • 168 • So. • Memphis, Tenn. • Whitehaven <ul style="list-style-type: none"> • Undeclared on a major • Did not see game action in 2019 • Consensus three-star prospect coming out of high school • Finished with 2,300 receiving yards and 45 touchdowns at Whitehaven • Has one brother, Jared, and five sisters, Jarmine, Timolyn, Taylor, Teagan and Yara • Born in Shreveport, La. | |
|----|---|--|--|

| | | | |
|----|---|--|--|
| OG |  | 57 • DREW BIRCHMEIER • 6-4 • 300 • 5th Year • Midlothian, Va. • Cosby <ul style="list-style-type: none"> • Pursuing a master's degree in marketing after graduating in May with a degree in law, history and society • Transitioning to offensive line after spending last three years along defensive line • Started all 12 games at defensive tackle in 2019 and earned 12 starts in 2018 • Booked 21 tackles and 1.0 tackle for loss in 2019 • Three-sport athlete at Cosby (football, basketball and baseball) • Married the former Kiersten Bedwell this summer in Bedwell's parent's backyard | |
|----|---|--|--|


| | | | |
|----|---|--|--|
| OG |  | 72 • DAN DAWKINS • 6-3 • 308 • Jr. • Staten Island, N.Y. • The Peddie School <ul style="list-style-type: none"> • Majoring in sociology studies • Played in 12 games with starts against Georgia and Purdue in 2019 • A three-sport athlete at The Peddie School (football, baseball and wrestling) • Nation's No. 8 ranked center coming out of high school • Led Falcons to the 2017 MAPL championship and Big 3 Trophy in 2016 and 2017 • Has two older sisters, Dakota and Hunter, who both swam collegiately | |
|----|---|--|--|

| | | | |
|----|---|---|--|
| OT |  | 69 • BRAYDEN BAPST • 6-6 • 300 • So. • Washington, D.C. • St. John's College <ul style="list-style-type: none"> • Undeclared on a major • Did not see action as a true freshman in 2019 • Consensus three-star prospect coming out of high school • Helped St. John's College to 9-1 records in 2018 and 2017 • As a senior, started at tight end and played defensive end • Three-sport athlete at St. John's (football, basketball and lacrosse) | |
|----|---|---|--|


Student-Athlete Profiles


| | | |
|----|---|--|
| OT |  | <p>54 • TYLER STEEN • 6-5 • 317 • Jr. • Miami, Fla. • St. Thomas Aquinas</p> <ul style="list-style-type: none"> • Majoring in human and organizational development • Started all 12 games at right tackle in 2019 • Shifted to starting left tackle for the 2020 season opener at No. 10/11 Texas A&M • Only Commodore offensive lineman to start all 12 games last fall • Father, Daris, is a retired Marine who played football at LSU • Grandfather is Vietnam veteran and Medal of Honor recipient |
| C |  | <p>63 • GRANT MILLER • 6-4 • 297 • Sr. • Fort Lauderdale, Fla. • St. Thomas Aquinas</p> <ul style="list-style-type: none"> • Majoring in human and organizational development • Selected as a 2020 team captain • Played 10 games and earned seven starts, including the first five, during the 2019 season • Experienced action in 12 games in 2018 • Prepped at powerful St. Thomas Aquinas in south Florida • Father, Fred, played offensive tackle for 12 years in the NFL (St. Louis Rams, Tennessee, Chicago) |
| C |  | <p>65 • MICHAEL WARDEN • 6-2 • 289 • Jr. • Loveland, Ohio • Summit Country Day</p> <ul style="list-style-type: none"> • Majoring in economics • Did not experience game action in 2018 or 2019 • Tallied 97 tackles and 11.5 sacks during prep career • Four-sport athlete for Summit Country Day (football, wrestling, lacrosse and track and field) • Both parents, Robert and Antoinette, are physicians |


Student-Athlete Profiles


| | | | | | | | | | | | | |
|-----------|---|--|----------------|-----------|-----------|-----------|--------------|----------------|---------------|-----------|-----------|-----------|
| DE |  | 10 • DAYO ODEYINGBO • 6-6 • 276 • Jr. • Irving, Texas • Carrollton Ranchview <ul style="list-style-type: none"> • Majoring in medicine, health and society • Preseason All-SEC second team • Played in 12 games and started 11 in 2019 • 45 tackles, 12.0 tackles for loss and 1.5 sacks in 2019 • SEC's leading returner in tackles for loss • Older brother (Dare) was four-year letter winner at Vanderbilt | TACKLES | G | U | A | Total | TFL | Sack | QH | FF | FR |
| | | | 2020 | 1 | 4 | 3 | 7 | 2.0-4 | 1.0-2 | 1 | 0 | 0 |
| | | | 2019 | 12 | 30 | 15 | 45 | 12.0-36 | 1.5-13 | 7 | 0 | 0 |
| | | | 2018 | 12 | 17 | 11 | 28 | 6.5-36 | 2.5-24 | 6 | 1 | 2 |
| | | | 2017 | 12 | 10 | 10 | 20 | 4.5-20 | 2.5-16 | 0 | 0 | 0 |
| | | | TOTAL | 37 | 61 | 39 | 100 | 25.0-96 | 7.5-55 | 14 | 1 | 2 |


| | | | | | | | | | | | | |
|-----------|---|--|----------------|-----------|-----------|-----------|--------------|---------------|--------------|-----------|-----------|-----------|
| DE |  | 94 • RUTGER REITMAIER • 6-3 • 266 • Jr. • Nashville, Tenn. • Lipscomb Academy <ul style="list-style-type: none"> • Majoring in sociology • Born and raised in Nashville • Played in all 12 games in 2019, booking 14 tackles and 4.5 tackles for loss • Appeared in all 13 games in 2018 with seven tackles • Four-star prospect (247Sports.com) out of Lipscomb Academy (Tenn.) • Originally attended Oregon, enrolled at Vanderbilt in July 2018 | TACKLES | G | U | A | Total | TFL | Sack | PD | FF | FR |
| | | | 2020 | 1 | 0 | 0 | 0 | 0.0-0 | 0.0-0 | 0 | 0 | 0 |
| | | | 2019 | 12 | 7 | 7 | 14 | 4.5-11 | 0.5-4 | 1 | 0 | 0 |
| | | | 2018 | 13 | 3 | 4 | 7 | 0.0-0 | 0.0-0 | 0 | 0 | 0 |
| | | | TOTAL | 25 | 10 | 11 | 21 | 4.5-11 | 0.5-0 | 1 | 0 | 0 |

| | | | | | | | | | | | | |
|-----------|---|--|----------------|-----------|----------|-----------|--------------|--------------|--------------|-----------|-----------|-----------|
| DT |  | 9 • DAEVION DAVIS • 6-2 • 285 • So. • Madison, Ala. • James Clemens <ul style="list-style-type: none"> • Majoring in medicine, health and society • First career forced fumble and fumble recovery at No. 10/11 Texas A&M • Played in 11 games as a true freshman in 2019, earning four starts • Stops in eight games and multiple tackles four times • Two tackles in first collegiate appearance, against No. 3/3 Georgia • Three-star prospect out of James Clemens near Huntsville, Ala. | TACKLES | G | U | A | Total | TFL | Sack | QH | FF | FR |
| | | | 2020 | 1 | 2 | 0 | 2 | 0.0-0 | 0.0-0 | 1 | 1 | 1 |
| | | | 2019 | 11 | 3 | 11 | 14 | 1.0-6 | 0.0-0 | 0 | 0 | 0 |
| | | | TOTAL | 12 | 5 | 11 | 16 | 1.0-6 | 0.0-0 | 1 | 1 | 1 |


| | | | | | | | | | | | | |
|-----------|---|--|----------------|-----------|-----------|-----------|--------------|---------------|---------------|-----------|-----------|-----------|
| DT |  | 90 • CAMERON TIDD • 6-3 • 295 • 5th Year • Greenwood, Ind. • Center Grove <ul style="list-style-type: none"> • Pursuing a graduate degree in marketing • 2018 SEC Academic Honor Roll • Played in all 12 games in 2019 and all 13 in 2018 • Booked a career-high nine tackles in 2019 finale at Tennessee • Registered at least one tackle in 10 of 12 games in 2019 • Two-time Indiana state champion in discus throw | TACKLES | G | U | A | Total | TFL | Sack | QH | FF | FR |
| | | | 2020 | 1 | 0 | 0 | 0 | 0.0-0 | 0.0-0 | 0 | 0 | 0 |
| | | | 2019 | 12 | 12 | 21 | 33 | 2.5-12 | 1.5-10 | 1 | 0 | 0 |
| | | | 2018 | 13 | 12 | 12 | 24 | 2.0-6 | 0.5-3 | 1 | 0 | 0 |
| | | | 2017 | 12 | 7 | 9 | 16 | 1.0-7 | 1.0-7 | 0 | 1 | 0 |
| | | | TOTAL | 38 | 31 | 42 | 73 | 5.5-25 | 3.0-20 | 2 | 1 | 0 |

| | | | | | | | | | | | | |
|-----------|---|---|----------------|----------|----------|----------|--------------|--------------|--------------|-----------|-----------|-----------|
| DT |  | 95 • RAASHAAN WILKINS JR. • 6-3 • 307 • Jr. • Chicago, Ill. • Mt. Carmel <ul style="list-style-type: none"> • Majoring in economics • Registered two in Commodore debut at No. 10/11 Texas A&M • Starting defensive lineman in 2019 at Monterey Peninsula (California) College • Part of Monterey Peninsula unit that paced conference with 48.0 sacks • Multi-year starter in prep career at Mt. Carmel in Chicago • Enjoys playing Madden | TACKLES | G | U | A | Total | TFL | Sack | QH | FF | FR |
| | | | 2020 | 1 | 1 | 1 | 2 | 0.0-0 | 0.0-0 | 0 | 0 | 0 |
| | | | TOTAL | 1 | 1 | 1 | 2 | 0.0-0 | 0.0-0 | 0 | 0 | 0 |


| | | | | | | | | | | | | |
|------------|---|--|----------------|-----------|-----------|-----------|--------------|----------------|---------------|-----------|-----------|-----------|
| OLB |  | 21 • KENNY HEBERT • 6-4 • 232 • Sr. • New Orleans, La. • Holy Cross <ul style="list-style-type: none"> • Pursuing a graduate degree in learning, diversity and urban studies • SEC Academic Honor Roll (2016) • Played in 11 games in 2017 and started first seven • Multiple tackles in 10 games • Career-high five stops against Georgia and Purdue in 2019 • 1.0 sack against Baylor in 2018 Texas Bowl | TACKLES | G | U | A | Total | TFL | Sack | QH | FF | FR |
| | | | 2020 | 1 | 1 | 1 | 2 | 0.0-0 | 0.0-0 | 0 | 0 | 0 |
| | | | 2019 | 11 | 19 | 15 | 34 | 7.0-31 | 2.0-18 | 2 | 0 | 0 |
| | | | 2018 | 13 | 10 | 4 | 14 | 5.0-21 | 4.0-20 | 1 | 1 | 1 |
| | | | 2017 | 4 | 0 | 1 | 1 | 0.0-0 | 0.0-0 | 0 | 0 | 0 |
| | | | TOTAL | 29 | 30 | 21 | 51 | 12.0-52 | 6.0-38 | 3 | 1 | 1 |


| | | | | | | | | | | | | |
|------------|---|--|----------------|-----------|-----------|-----------|--------------|----------------|---------------|-----------|-----------|-----------|
| OLB |  | 48 • ANDRE MINTZE • 6-3 • 246 • 5th Year • Philadelphia, Pa. • Imhotep Institute <ul style="list-style-type: none"> • Working toward master's degree in medicine, health and society • Forced his second career fumble in the season opener at No. 10/11 Texas A&M • Double majored in cinema and media arts, and medicine, health and society and graduated in December 2019 • 2020 Vanderbilt Athletics Godfrey Dillard Courage Award recipient • Preseason All-SEC third team selection by the league's head coaches • Aspiring vlogger (Dre Mintze TV) | TACKLES | G | U | A | Total | TFL | Sack | QH | FF | FR |
| | | | 2020 | 1 | 1 | 1 | 2 | 1.0-6 | 0.0-0 | 0 | 1 | 0 |
| | | | 2019 | 12 | 23 | 17 | 40 | 7.5-32 | 4.5-23 | 3 | 1 | 0 |
| | | | 2018 | 11 | 6 | 4 | 10 | 3.5-7 | 1.0-3 | 0 | 0 | 0 |
| | | | 2017 | 11 | 4 | 1 | 5 | 0.0-0 | 0.0-0 | 0 | 0 | 0 |
| | | | TOTAL | 35 | 34 | 23 | 57 | 12.0-45 | 5.5-26 | 3 | 2 | 0 |


| | | | | | | | | | | | | |
|------------|---|--|----------------|----------|----------|----------|--------------|--------------|--------------|-----------|-----------|-----------|
| OLB |  | 96 • NATE CLIFTON • 6-5 • 267 • So. • La Vergne, Tenn. • Brentwood Academy <ul style="list-style-type: none"> • Undecided on major • Made collegiate debut in the season opener at No. 10/11 Texas A&M • Led Brentwood Academy to three straight Division II Class AAA state titles • As a senior co-captain, tallied 14.0 tackles for loss and 9.0 sacks • Prep teammates with Cam Johnson, Gavin Schoenwald and Harrison Smith • Born in Chicago | TACKLES | G | U | A | Total | TFL | Sack | QH | FF | FR |
| | | | 2020 | 1 | 0 | 1 | 1 | 0.0-0 | 0.0-0 | 0 | 0 | 0 |
| | | | TOTAL | 1 | 0 | 1 | 1 | 0.0-0 | 0.0-0 | 0 | 0 | 0 |


| | | | | | | | | | | | | |
|------------|---|---|--|--|--|--|--|--|--|--|--|--|
| OLB |  | 97 • LORENZA SURGERS • 6-5 • 258 • Jr. • Cary, N.C. • Panther Creek <ul style="list-style-type: none"> • Majoring in communication studies • Played in two games in 2019, versus Ole Miss and UNLV • Senior captain for Panther Creek • Earned varsity letters in football and wrestling • Father is a Navy veteran • Mother is a physician | | | | | | | | | | |
| | | | | | | | | | | | | |


Student-Athlete Profiles


| | | | | | | | | | | | | |
|-----|---|--|----------------|----------|----------|----------|--------------|------------|-------------|------------|-----------|-----------|
| ILB |  | 7 • DIMITRI MOORE • 6-3 • 234 • Sr. • Cedar Hill, Texas • Cedar Hill <ul style="list-style-type: none">• Majoring in cinema and media arts• Preseason All-SEC third team• SEC All-Freshman LB (2018)• Fourth in the SEC in tackles in 2019 with 99• Double-digit tackles in five games in 2019• Older brother, Richard, played football at Texas A&M | TACKLES | G | U | A | Total | TFL | Sack | Int | FF | FR |
| | | | 2019 | 12 | 48 | 51 | 99 | 6.0-28 | 0.5-1 | 0-0 | 0 | 0 |
| | | | 2018 | 13 | 47 | 37 | 84 | 3.5-6 | 1.0-1 | 0-0 | 4 | 3 |
| | | | TOTAL | 25 | 95 | 88 | 183 | 9.5-34 | 1.5-2 | 0-0 | 4 | 3 |


| | | | | | | | | | | | | |
|-----|---|--|----------------|----------|----------|----------|--------------|------------|-------------|------------|-----------|-----------|
| ILB |  | 12 • BRAYDEN DEVAULT-SMITH • 6-3 • 227 • Sr. • Nashville, Tenn. • Pearl-Cohn <ul style="list-style-type: none">• Majoring in sociology• Played in 11 games in 2019 and earned one start• 14 tackles during the 2019 season• Mom is an infection prevention nurse at Vanderbilt Medical Center• Pianist• Finalist for Hume Award, given annually to Metro Nashville's top student-athlete | TACKLES | G | U | A | Total | TFL | Sack | Int | FF | FR |
| | | | 2020 | 1 | 0 | 0 | 0 | 0.0-0 | 0.0-0 | 0-0 | 0 | 0 |
| | | | 2019 | 11 | 13 | 10 | 23 | 0.0-0 | 0.0-0 | 0-0 | 0 | 0 |
| | | | 2018 | 13 | 4 | 4 | 8 | 0.0-0 | 0.0-0 | 0-0 | 0 | 0 |
| | | | TOTAL | 24 | 17 | 14 | 31 | 0.0-0 | 0.0-0 | 0-0 | 0 | 0 |


| | | | | | | | | | | | | |
|-----|---|--|----------------|----------|----------|----------|--------------|------------|------------|-----------|-----------|-----------|
| ILB |  | 26 • ANFERNEE ORJI • 6-2 • 224 • So. • Rockwall, Texas • Rockwall <ul style="list-style-type: none">• Majoring in computer engineering• Career-high seven tackles in the season-opening matchup at No. 10/11 Texas A&M• Played in nine games as a true freshman in 2019 and booked six tackles• Four-star prospect by Rivals.com• Older brother Alston plays for Vanderbilt• Family is Nigerian American | TACKLES | G | U | A | Total | TFL | Int | PD | FF | FR |
| | | | 2020 | 1 | 3 | 4 | 7 | 0.0-0 | 0-0 | 0 | 0 | 0 |
| | | | 2019 | 9 | 2 | 4 | 6 | 0.0-0 | 0-0 | 1 | 0 | 0 |
| | | | TOTAL | 10 | 5 | 8 | 13 | 0.0-0 | 0-0 | 1 | 0 | 0 |


| | | | | | | | | | | | | |
|-----|---|--|----------------|----------|----------|----------|--------------|------------|-------------|------------|-----------|-----------|
| ILB |  | 24 • ALSTON ORJI • 6-2 • 245 • Jr. • Rockwall, Texas • Rockwall <ul style="list-style-type: none">• Majoring in American studies• Three stops in the season opener at No. 10/11 Texas A&M• Played in four games and booked two tackles in 2019• Appeared in 11 contests in 2018 and tallied four tackles• Consensus four-star prospect coming out of high school• Younger brother Anfernee also plays for Vanderbilt | TACKLES | G | U | A | Total | TFL | Sack | Int | FF | FR |
| | | | 2020 | 1 | 1 | 2 | 3 | 0.0-0 | 0.0-0 | 0-0 | 0 | 0 |
| | | | 2019 | 4 | 1 | 1 | 2 | 0.0-0 | 0.0-0 | 0-0 | 0 | 0 |
| | | | 2018 | 4 | 2 | 2 | 4 | 0.0-0 | 0.0-0 | 0-0 | 0 | 0 |
| | | | TOTAL | 9 | 4 | 5 | 9 | 0.0-0 | 0.0-0 | 0-0 | 0 | 0 |

| | | | | | | | | | | | | |
|-----|--|--|----------------|----------|----------|----------|--------------|------------|-------------|------------|-----------|-----------|
| ILB |  | 50 • ETHAN BARR • 6-3 • 236 • Fr. • Flower Mound, Texas • Marcus <ul style="list-style-type: none">• Undecided on major• Collegiate debut in the season opener at No. 10/11 Texas A&M• Three-star prospect by 247Sports.com and ESPN.com• Three-year starter for Dallas-Fort Worth metro public power• Two-time defensive captain | TACKLES | G | U | A | Total | TFL | Sack | Int | FF | FR |
| | | | 2020 | 1 | 1 | 0 | 1 | 0.0-0 | 0.0-0 | 0-0 | 0 | 0 |
| | | | TOTAL | 1 | 1 | 0 | 1 | 0.0-0 | 0.0-0 | 0-0 | 0 | 0 |


| | | | | | | | | | | | | |
|----|---|---|----------------|----------|----------|----------|--------------|------------|------------|-----------|-----------|-----------|
| CB |  | 4 • RANDALL HAYNIE • 6-0 • 185 • Sr. • Ft. Lauderdale, Fla. • Cardinal Gibbons <ul style="list-style-type: none">• Majoring in sociology• Played in 12 games and booked 18 tackles in 2019• Returned an interception 47 yards for a touchdown against LSU• Two pass breakups at Ole Miss• Appeared in all 13 games during 2018 campaign• High school teammate of James Bostic III | TACKLES | G | U | A | Total | TFL | Int | PD | FF | FR |
| | | | 2020 | 1 | 0 | 1 | 1 | 0.0-0 | 0-0 | 0 | 0 | 0 |
| | | | 2019 | 11 | 12 | 6 | 18 | 1.0-2 | 1-47 | 4 | 0 | 0 |
| | | | 2018 | 13 | 13 | 2 | 15 | 0.0-0 | 1-0 | 5 | 0 | 0 |
| | | | TOTAL | 25 | 25 | 9 | 34 | 1.0-2 | 1-47 | 9 | 0 | 0 |

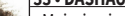
| | | | | | | | | | | | | |
|----|---|---|----------------|----------|----------|----------|--------------|------------|------------|-----------|-----------|-----------|
| CB |  | 6 • GABE JEUDY-LALLY • 6-1 • 180 • So. • Charlotte, N.C. • Ardrey Kell <ul style="list-style-type: none">• Majoring in human and organizational development and sociology• Played in four games as a true freshman• Did not record any statistics• Consensus three-star prospect coming out of Ardrey Kell• Born in New York City• National Honor Society member in high school | TACKLES | G | U | A | Total | TFL | Int | PD | FF | FR |
| | | | 2020 | 1 | 2 | 0 | 2 | 0.0-0 | 0-0 | 0 | 0 | 0 |
| | | | 2019 | 4 | 0 | 0 | 0 | 0.0-0 | 0-0 | 0 | 0 | 0 |
| | | | TOTAL | 5 | 2 | 0 | 2 | 0.0-0 | 0-0 | 0 | 0 | 0 |

| | | | | | | | | | | | | |
|----|---|---|----------------|----------|----------|----------|--------------|------------|------------|-----------|-----------|-----------|
| CB |  | 28 • ALLAN GEORGE • 6-1 • 187 • Sr. • Andalusia, Ala. • Andalusia <ul style="list-style-type: none">• Majoring in medicine, health and society• Played in 12 games and started 11 in 2019• First pick of 2019 ended end-zone possession in win over No. 22 Missouri• Career-high six tackles against LSU and South Carolina in 2019• Got engaged to Vanderbilt cheerleader Katlyn Richardson in September 2020• Four-year starting guard on Andalusia's basketball team | TACKLES | G | U | A | Total | TFL | Int | PD | FF | FR |
| | | | 2020 | 1 | 1 | 0 | 1 | 0.0-0 | 0-0 | 0 | 0 | 0 |
| | | | 2019 | 12 | 26 | 13 | 39 | 4.0-11 | 1-0 | 5 | 0 | 1 |
| | | | 2018 | 12 | 25 | 8 | 33 | 3.5-16 | 1-19 | 5 | 1 | 0 |
| | | | TOTAL | 25 | 52 | 21 | 73 | 7.5-27 | 2-19 | 10 | 1 | 1 |


| | | | | | | | | | | | | |
|----|---|---|----------------|----------|----------|----------|--------------|------------|------------|-----------|-----------|-----------|
| CB |  | 23 • JAYLEN MAHONEY • 5-11 • 185 • So. • Rock Hill, S.C. • South Pointe <ul style="list-style-type: none">• Majoring in human and organizational development• Recovered his second career fumble at No. 10/11 Texas A&M• One of five true freshmen to see action in 2019• Played in 12 game and started four at nickel in 2019• 23 tackles in 2019 and registered an interception at Tennessee• Consensus three-star prospect | TACKLES | G | U | A | Total | TFL | Int | PD | FF | FR |
| | | | 2020 | 1 | 2 | 2 | 4 | 0.0-0 | 0-0 | 0 | 0 | 1 |
| | | | 2019 | 12 | 10 | 13 | 23 | 1.5-11 | 1-2 | 2 | 0 | 1 |
| | | | TOTAL | 13 | 12 | 15 | 27 | 1.5-11 | 1-2 | 2 | 0 | 2 |


Student-Athlete Profiles


| <div>CB</div>  | 5 • DC WILLIAMS • 5-11 • 193 • Sr. • Miami, Fla. • St. Thomas Aquinas <ul style="list-style-type: none"> • Majoring in medicine, health and society • Played in eight games and started three contests in 2019 • Started collegiate career at Wisconsin, seeing action at cornerback as true freshman • 30 tackles, an interception and six defended passes as Wisconsin freshman (2017) • Full name is Donte' Carriere-Williams, known to teammates as "DC" • Helped St. Thomas Aquinas to back-to-back 7A state championships | <table> <tr> <th>TACKLES</th><th>G</th><th>U</th><th>A</th><th>Total</th><th>TFL</th><th>Int</th><th>PD</th><th>FF</th><th>FR</th></tr> <tr> <td>2020</td><td>1</td><td>0</td><td>0</td><td>0</td><td>0.0-0</td><td>0-0</td><td>0</td><td>0</td><td>0</td></tr> <tr> <td>2019</td><td>8</td><td>9</td><td>4</td><td>13</td><td>0.0-0</td><td>0-0</td><td>0</td><td>0</td><td>0</td></tr> <tr> <td>2018</td><td>-</td><td>-</td><td>-</td><td>-</td><td>-</td><td>-</td><td>-</td><td>-</td><td>-</td></tr> <tr> <td>2017 (Wis.)</td><td>12</td><td>22</td><td>8</td><td>30</td><td>0.0-0</td><td>1-0</td><td>6</td><td>0</td><td>0</td></tr> <tr> <td>TOTAL</td><td>21</td><td>31</td><td>12</td><td>43</td><td>0.0-0</td><td>1-0</td><td>6</td><td>0</td><td>0</td></tr> </table> | TACKLES | G | U | A | Total | TFL | Int | PD | FF | FR | 2020 | 1 | 0 | 0 | 0 | 0.0-0 | 0-0 | 0 | 0 | 0 | 2019 | 8 | 9 | 4 | 13 | 0.0-0 | 0-0 | 0 | 0 | 0 | 2018 | - | - | - | - | - | - | - | - | - | 2017 (Wis.) | 12 | 22 | 8 | 30 | 0.0-0 | 1-0 | 6 | 0 | 0 | TOTAL | 21 | 31 | 12 | 43 | 0.0-0 | 1-0 | 6 | 0 | 0 |
|---|---|--|---------|-------|-------|-----|-------|-----|-----|----|----|----|------|---|---|---|---|-------|-----|---|---|---|------|---|---|---|----|-------|-----|---|---|---|------|---|---|---|---|---|---|---|---|---|-------------|----|----|---|----|-------|-----|---|---|---|-------|----|----|----|----|-------|-----|---|---|---|
| TACKLES | G | U | A | Total | TFL | Int | PD | FF | FR | | | | | | | | | | | | | | | | | | | | | | | | | | | | | | | | | | | | | | | | | | | | | | | | | | | | | |
| 2020 | 1 | 0 | 0 | 0 | 0.0-0 | 0-0 | 0 | 0 | 0 | | | | | | | | | | | | | | | | | | | | | | | | | | | | | | | | | | | | | | | | | | | | | | | | | | | | | |
| 2019 | 8 | 9 | 4 | 13 | 0.0-0 | 0-0 | 0 | 0 | 0 | | | | | | | | | | | | | | | | | | | | | | | | | | | | | | | | | | | | | | | | | | | | | | | | | | | | | |
| 2018 | - | - | - | - | - | - | - | - | - | | | | | | | | | | | | | | | | | | | | | | | | | | | | | | | | | | | | | | | | | | | | | | | | | | | | | |
| 2017 (Wis.) | 12 | 22 | 8 | 30 | 0.0-0 | 1-0 | 6 | 0 | 0 | | | | | | | | | | | | | | | | | | | | | | | | | | | | | | | | | | | | | | | | | | | | | | | | | | | | | |
| TOTAL | 21 | 31 | 12 | 43 | 0.0-0 | 1-0 | 6 | 0 | 0 | | | | | | | | | | | | | | | | | | | | | | | | | | | | | | | | | | | | | | | | | | | | | | | | | | | | | |


| | | | | | | | | | | | | |
|---|---|---|-----------|-----------|-----------|--------------|--------------|------------|-----------|-----------|-----------|--|
| S |  | 33 • DASHAUN JERKINS • 6-0 • 190 • Jr. • Woodbridge, Va. • Woodbridge | | | | | | | | | | |
| | | <ul style="list-style-type: none"> • Majoring in medicine, health and society • First career forced fumble at No. 10/11 Texas A&M • Played in 11 games and earned nine starts in 2019 • In first career start, amassed 14 tackles and a fumble recovery against No. 3/3 Georgia • Posted 10 solo stops in opener against Bulldogs • At least three tackles in all nine starts in 2019 | | | | | | | | | | |
| | | TACKLES | G | U | A | Total | TFL | Int | PD | FF | FR | |
| | | 2020 | 1 | 4 | 4 | 8 | 0.0-0 | 0-0 | 1 | 1 | 1 | |
| | | 2019 | 11 | 34 | 24 | 58 | 0.5-0 | 0-0 | 2 | 0 | 1 | |
| | | 2018 | 2 | 0 | 0 | 0 | 0.0-0 | 0-0 | 0 | 0 | 0 | |
| | | TOTAL | 14 | 38 | 28 | 66 | 0.5-0 | 0-0 | 3 | 1 | 2 | |


| S |  | 1 • DONOVAN KAUFMAN • 5-10 • 197 • Fr. • New Orleans, La. • Archbishop Rummel <ul style="list-style-type: none"> • Undecided on major • Made collegiate debut in the season opener at No. 10/11 Texas A&M • Four-star prospect by Rivals.com • Ranked among top 200 players in nation by Rivals.com • Top 500 national prospect by 247Sports.com | <table border="1"> <thead> <tr> <th>TACKLES</th><th>G</th><th>U</th><th>A</th><th>Total</th><th>TFL</th><th>Int</th><th>PD</th><th>FF</th><th>FR</th></tr> </thead> <tbody> <tr> <td>2020</td><td>1</td><td>3</td><td>2</td><td>5</td><td>0.0-0</td><td>0-0</td><td>0</td><td>0</td><td>0</td></tr> <tr> <td>TOTAL</td><td>1</td><td>3</td><td>2</td><td>5</td><td>0.0-0</td><td>0-0</td><td>0</td><td>0</td><td>0</td></tr> </tbody> </table> | TACKLES | G | U | A | Total | TFL | Int | PD | FF | FR | 2020 | 1 | 3 | 2 | 5 | 0.0-0 | 0-0 | 0 | 0 | 0 | TOTAL | 1 | 3 | 2 | 5 | 0.0-0 | 0-0 | 0 | 0 | 0 |
|--------------|---|--|--|----------|--------------|------------|----------|----------|----------|-----|----|----|----|------|---|---|---|---|-------|-----|---|---|---|--------------|----------|----------|----------|----------|--------------|------------|----------|----------|----------|
| TACKLES | G | U | A | Total | TFL | Int | PD | FF | FR | | | | | | | | | | | | | | | | | | | | | | | | |
| 2020 | 1 | 3 | 2 | 5 | 0.0-0 | 0-0 | 0 | 0 | 0 | | | | | | | | | | | | | | | | | | | | | | | | |
| TOTAL | 1 | 3 | 2 | 5 | 0.0-0 | 0-0 | 0 | 0 | 0 | | | | | | | | | | | | | | | | | | | | | | | | |


| S |  <p>13 • BRENDON HARRIS • 6-1 • 212 • Jr. • Chattanooga, Tenn. • Baylor</p> <ul style="list-style-type: none"> • Majoring in medicine, health and society • Appeared in 11 games and started three in 2019 • Finished fourth on the team in total tackles (51) and solo stops (32) • Tallied a career-high nine tackles against UNLV • In 2017, was an all-state and all-region pick and semifinalist for Division II Mr. Football • Born and raised in Chattanooga, Tenn. | <table border="1"> <thead> <tr> <th>TACKLES</th><th>G</th><th>U</th><th>A</th><th>Total</th><th>TFL</th><th>Int</th><th>PD</th><th>FF</th><th>FR</th></tr> </thead> <tbody> <tr> <td>2019</td><td>10</td><td>32</td><td>19</td><td>51</td><td>1.0-1</td><td>0-0</td><td>2</td><td>0</td><td>0</td></tr> <tr> <td>TOTAL</td><td>10</td><td>32</td><td>19</td><td>51</td><td>1.0-1</td><td>0-0</td><td>2</td><td>0</td><td>0</td></tr> </tbody> </table> | TACKLES | G | U | A | Total | TFL | Int | PD | FF | FR | 2019 | 10 | 32 | 19 | 51 | 1.0-1 | 0-0 | 2 | 0 | 0 | TOTAL | 10 | 32 | 19 | 51 | 1.0-1 | 0-0 | 2 | 0 | 0 |
|---------|--|--|---------|-------|-------|-----|-------|-----|-----|----|----|----|------|----|----|----|----|-------|-----|---|---|---|-------|----|----|----|----|-------|-----|---|---|---|
| TACKLES | G | U | A | Total | TFL | Int | PD | FF | FR | | | | | | | | | | | | | | | | | | | | | | | |
| 2019 | 10 | 32 | 19 | 51 | 1.0-1 | 0-0 | 2 | 0 | 0 | | | | | | | | | | | | | | | | | | | | | | | |
| TOTAL | 10 | 32 | 19 | 51 | 1.0-1 | 0-0 | 2 | 0 | 0 | | | | | | | | | | | | | | | | | | | | | | | |

| | | |
|---|---|--|
| S |  | 11 • JUSTIN HARRIS • 6-1 • 194 • So. • Attalla, Ala. • Etowah <ul style="list-style-type: none"> • Undecided on major • Played in four games as a true freshman in 2019 • As reserve safety and special teams contributor, saw action against Northern Illinois, Florida, Kentucky and Tennessee • Father, Eddie, played football at Jacksonville State and Delta State • Served as the student government vice president at Etowah |
| | | |

| | | |
|---|---|---|
| S |  | 0 • FRANK COPPET • 5-11 • 190 • Sr. • Ft. Lauderdale • St. Thomas Aquinas • Majoring in medicine, health and society • Back after suffering a season-ending injury against Northern Illinois in 2019 • Appeared in two games with two tackles in 2019 • Played in 12 games and started six in 2018 with 30 tackles and three interceptions • Career-high six tackles at Missouri in 2018 • One brother, Fred Jr., was a running back at Bowling Green (Ohio) |
| | | |
| | | |
| | | |
| | | |

| S |  | 14 • MAX WORSHIP • 6-1 • 206 • Jr. • Fort Lauderdale, Fla. • Cardinal Gibbons | | | | | | | | | | | | | | | | | | | | | | | | | | | | | | | | | | | | | | | | | |
|---|---|--|--|---------|-------|-------|-------|-------|-----|-----|----|----|----|------|---|---|---|----|-------|-----|---|---|---|------|----|---|---|---|-------|-----|---|---|---|-------|----|----|----|----|-------|-----|---|---|---|
| | | • Undecided on a major | <table border="1"> <tr> <th>TACKLES</th> <th>G</th> <th>U</th> <th>A</th> <th>Total</th> <th>TFL</th> <th>Int</th> <th>PD</th> <th>FF</th> <th>FR</th> </tr> <tr> <td>2019</td> <td>9</td> <td>8</td> <td>6</td> <td>14</td> <td>0.0-0</td> <td>0-0</td> <td>0</td> <td>0</td> <td>0</td> </tr> <tr> <td>2018</td> <td>13</td> <td>3</td> <td>4</td> <td>7</td> <td>0.0-0</td> <td>0-0</td> <td>0</td> <td>0</td> <td>0</td> </tr> <tr> <td>TOTAL</td> <td>22</td> <td>11</td> <td>10</td> <td>21</td> <td>0.0-0</td> <td>0-0</td> <td>0</td> <td>0</td> <td>0</td> </tr> </table> | TACKLES | G | U | A | Total | TFL | Int | PD | FF | FR | 2019 | 9 | 8 | 6 | 14 | 0.0-0 | 0-0 | 0 | 0 | 0 | 2018 | 13 | 3 | 4 | 7 | 0.0-0 | 0-0 | 0 | 0 | 0 | TOTAL | 22 | 11 | 10 | 21 | 0.0-0 | 0-0 | 0 | 0 | 0 |
| | | TACKLES | G | U | A | Total | TFL | Int | PD | FF | FR | | | | | | | | | | | | | | | | | | | | | | | | | | | | | | | | |
| | | 2019 | 9 | 8 | 6 | 14 | 0.0-0 | 0-0 | 0 | 0 | 0 | | | | | | | | | | | | | | | | | | | | | | | | | | | | | | | | |
| | | 2018 | 13 | 3 | 4 | 7 | 0.0-0 | 0-0 | 0 | 0 | 0 | | | | | | | | | | | | | | | | | | | | | | | | | | | | | | | | |
| TOTAL | 22 | 11 | 10 | 21 | 0.0-0 | 0-0 | 0 | 0 | 0 | | | | | | | | | | | | | | | | | | | | | | | | | | | | | | | | | | |
| • Played in nine games on special teams and as a reserve safety | | | | | | | | | | | | | | | | | | | | | | | | | | | | | | | | | | | | | | | | | | | |
| • 14 tackles with a year-best four against LSU | | | | | | | | | | | | | | | | | | | | | | | | | | | | | | | | | | | | | | | | | | | |
| • 13 appearances as true freshman, playing special teams and reserve safety | | | | | | | | | | | | | | | | | | | | | | | | | | | | | | | | | | | | | | | | | | | |
| | | • Sister, Domonique, serves as an attorney for the NBA | | | | | | | | | | | | | | | | | | | | | | | | | | | | | | | | | | | | | | | | | |
| | | • Mother, Victoria, named one of South Florida's most influential black women in business and industry in 2017 | | | | | | | | | | | | | | | | | | | | | | | | | | | | | | | | | | | | | | | | | |

| | | | | | | | | | | | |
|---|---|--|----------|----------------|----------|-------------|--------------|--------------|------------|-----------|------------|
| K |  | 37 • PIERSON COOKE • 6-0 • 194 • Jr. • Bloomfield Hills, Mich. • Cranbrook-Kingswood | | | | | | | | | |
| | | <ul style="list-style-type: none"> • Majoring in political science • Connected on his first career field goal attempt from 33 yards out • Appeared in nine games as a kickoff specialist in 2019 • Kicked off 29 times for 1,816 yards (62.6 yards/kickoff) • Converted 9-of-12 field goals as a senior at Cranbrook-Kingswood • The No. 13 punter in the country as rated by the Koh's Kicking Camp | | | | | | | | | |
| | | FIELD GOALS | G | FGM-FGA | % | 1-29 | 30-39 | 40-49 | 50+ | LG | PAT |
| | | 2020 | 1 | 1-2 | 50.0 | 0-0 | 1-1 | 0-1 | 0-0 | 33 | 1-1 |

| | | |
|----------|---|---|
| P |  | 95 • HARRISON SMITH • 5-10 • 188 • Jr. • Franklin, Tenn. • Brentwood Academy <ul style="list-style-type: none"> • Majoring in biological sciences, and classical and Mediterranean studies • Punted in all 12 games in 2019 and averaged 43.0 yards/punt • Opened the 2019 campaign averaging 47.1 yards/punt against No. 3/3 Georgia • Class salutatorian • Lettered in football, wrestling, tennis and track and field at Brentwood • Played with current Commodores Cam Johnson, Gavin Schoenwald and Nate Clifton at Brentwood Academy |
|----------|---|---|

Coaching Staff



Derek Mason • Head Coach

- Northern Arizona '93
- Became the 28th head coach in Vanderbilt history on Jan. 14, 2014
- 27-47 overall record: Sixth on all-time wins list by Vanderbilt head coach
- Signed renewed contract after conclusion of 2018 season
- Has coached at schools in eight intercollegiate conferences, ranging from the Big Sky and Pac-12 in the west, Patriot League in northeast, the MAC in middle America and SEC in southeast.
- First Vanderbilt coach since 1923-24, 1926 to defeat Tennessee three consecutive years
- 8-1 in last eight games against Tennessee opponents (3-1 vs. Tennessee, 3-0 vs. Middle Tennessee, 2-0 vs. Tenn State)
- Over last three years, teams are 7-7 in September, after going 4-9 in September during first three years
- Needs two wins to tie for fourth on the program's all-time coaching wins chart
- Has mentored several outstanding defensive players, including cornerbacks Richard Sherman and Joejuan Williams, and linebackers Trent Murphy, Shayne Shov, Zach Cunningham and Oren Burks
- Fourth Vanderbilt head coach in last 50 years to enjoy six-year tenures, joining Bobby Johnson, George MacIntyre and Bill Pace
- As Stanford assistant and Willie Shaw Director of Defense from 2010-13, helped Cardinal to 45-8 overall record, back-to-back Rose Bowl appearances (2012-13), Orange Bowl (2010) and Fiesta Bowl (2011)
- Mason's Stanford defense were regarded among the most punishing in the NCAA, and were recognized by their outstanding play against the run and success against spread offenses
- 2012 Broyles Award finalist. Award is presented annually to the nation's top assistant coach
- Hired by Jim Harbaugh to join Stanford defensive staff away from Minnesota Vikings in NFL
- Known as brilliant defensive strategist, Mason started his collegiate coaching career as an offensive assistant
- Four-year letter winner as defensive back at Northern Arizona (1989-92)
- Born Sept. 29, 1969, and raised in Phoenix, Arizona

| Season | Overall • SEC | Postseason | Notes |
|--------|---------------|---|---|
| 2020 | 0-1 • 0-1 | | Helped limit No. 10/11 Texas A&M to 17 points in season opener |
| 2019 | 3-9 • 1-7 | -- | Earned third victory over AP Top 25 opponent when Commodores defeated No. 22 Missouri (Oct. 19) |
| 2018 | 6-7 • 3-5 | Texas Bowl vs. Baylor (L, 38-45) | Became second head coach to lead Commodores to two bowl games |
| 2017 | 5-7 • 1-7 | -- | Opened with early-season win over ranked-Kansas State, closed with win over Tennessee |
| 2016 | 6-7 • 3-5 | Independence Bowl vs. N.C. State (L, 17-41) | Closed regular season with impressive, back-to-back victories over Ole Miss, Tennessee |
| 2015 | 4-8 • 2-6 | -- | Earned first victories against SEC opponent with home wins over Missouri and Kentucky |
| 2014 | 3-9 • 0-8 | -- | Mason's initial squad was 3-1 in nonconference play |



Ted Roof • Defensive Coordinator • Inside Linebackers

- First season at Vanderbilt
- 33rd season overall
- Georgia Tech '87
- Hails from Lawrenceville, Ga.
- Twin sons both play college football with T.D. a linebacker at Appalachian State and Michael a quarterback at Charlotte



Todd Fitch • Offensive Coordinator • Quarterbacks

- First season at Vanderbilt
- 36th season overall with 16 postseason appearances
- Ohio Wesleyan '86
- Hails from Ohio and was a three-year starter at defensive back for Ohio Wesleyan.
- Mentors include Don Nehlen, Earle Bruce, Lou Holtz



Aaron Henry • Cornerbacks

- First season at Vanderbilt
- Seventh season overall
- Wisconsin '11
- Hails from Immokalee, Fla.
- Coached with Ted Roof at NC State in 2018



Tim Horton • Running Backs

- Second season at Vanderbilt
- 30th season overall
- Arkansas '90
- Hails from Conway, Ark.
- Coached several SEC standout RBs, including Tre Mason, Kerryon Johnson, Darren McFadden and Felix Jones



Jovan Haye • Defensive Line

- Second season at Vanderbilt
- Third season overall
- Vanderbilt '07
- Hails from Mandeville, Jamaica
- Vanderbilt's 2019 SEC Football Legend



Tony Ball • Wide Receivers

- First season at Vanderbilt
- 11th season overall
- Chattanooga '83
- Hails from Chattanooga, Tenn.
- Inducted into Chattanooga's Athletics Hall of Fame in 2006 and was named to the school's All-Century Team in 2003



Marc Mattioli • Defensive Secondary

- Sixth season at Vanderbilt
- 10th season overall
- Rhodes College '09
- Hails from Roswell, Ga.
- Served as defensive graduate assistant at Stanford under Derek Mason



Pete Rossomando • Offensive Line

- First season at Vanderbilt
- 17th season overall
- Boston '94
- Hails from Staten Island, N.Y.
- 2012 Liberty Mutual NCAA Division II National Coach of the Year at Central Connecticut



Kenechi Udezue • Outside Linebackers

- First season at Vanderbilt
- Fifth season overall
- Southern California '10
- Hails from Los Angeles
- Won a championship as a player at USC in 2003 and as a defensive analyst at LSU in 2019



Devin Fitzsimmons • Special Teams Coordinator • Tight Ends

- Second season at Vanderbilt
- 15th season overall
- Bucknell '05
- Hails from Folsom, La.
- Played for Bucknell squad that included Derek Mason on coaching staff

2020 Statistics

| | Overall | Home | Away | Neutral |
|---------------|---------|-------|-------|---------|
| Overall | 0-1-0 | 0-0-0 | 0-1-0 | 0-0-0 |
| Conference | 0-1-0 | 0-0-0 | 0-1-0 | 0-0-0 |
| Nonconference | | | | |

| | Vanderbilt | Opponents |
|-------------------------|-------------|------------|
| SCORING | 12 | 17 |
| Points Per Game | 12.0 | 17.0 |
| Points Off Turnovers | 7 | 0 |
| FIRST DOWNS | 17 | 17 |
| Rushing | 6 | 7 |
| Passing | 9 | 8 |
| Penalty | 2 | 2 |
| RUSHING YARDAGE | 105 | 183 |
| Yards gained rushing | 132 | 202 |
| Yards lost rushing | 27 | 19 |
| Rushing Attempts | 38 | 27 |
| Average Per Rush | 2.8 | 6.8 |
| Average Per Game | 105.0 | 183.0 |
| TDs Rushing | 0 | 1 |
| PASSING YARDAGE | 150 | 189 |
| Comp-Att-Int | 20-29-2 | 17-28-0 |
| Average Per Pass | 5.2 | 6.8 |
| Average Per Catch | 7.5 | 11.1 |
| Average Per Game | 5.2 | 6.8 |
| TDs Passing | 1 | 1 |
| TOTAL OFFENSE | 255 | 372 |
| Total Plays | 67 | 55 |
| Average Per Play | 3.8 | 6.8 |
| Average Per Game | 255.0 | 372.0 |
| KICK RETURNS: #-Yards | 2-36 | 1-7 |
| PUNT RETURNS: #-Yards | 0-0 | 2-2 |
| INT RETURNS: #-Yards | 0-0 | 2-35 |
| KICK RETURN AVERAGE | 18.0 | 17.0 |
| PUNT RETURN AVERAGE | 0.0 | 1.0 |
| INT RETURN AVERAGE | 0.0 | 17.5 |
| FUMBLES-LOST | 0-0 | 5-3 |
| PENALTIES-Yards | 3-35 | 8-50 |
| Average Per Game | 35.0 | 50.0 |
| PUNTS-Yards | 6-246 | 2-90 |
| Average Per Punt | 41.0 | 45.0 |
| Net punt average | 37.3 | 45.0 |
| KICKOFFS-Yards | 3-195 | 5-331 |
| Average Per Kick | 65.0 | 66.2 |
| Net kick average | 46.0 | 44.0 |
| TIME OF POSSESSION/Game | 33:59 | 26:01 |
| 3RD-DOWN Conversions | 7/17 | 4/10 |
| 3rd-Down Pct | 41% | 40% |
| 4TH-DOWN Conversions | 1/1 | 0/1 |
| 4th-Down Pct | 100% | 0% |
| SACKS BY-Yards | 1-2 | 2-18 |
| MISC YARDS | -- | -- |
| TOUCHDOWNS SCORED | 1 | 2 |
| FIELD GOALS-ATTEMPTS | 1-2 | 1-1 |
| ON-SIDE KICKS | 0-0 | 0-0 |
| RED-ZONE SCORES | (2-3) 66.7% | (2-2) 100% |
| RED-ZONE TOUCHDOWNS | (1-3) 33.3% | (1-2) 50% |
| PAT-ATTEMPTS | (1-1) 100% | (2-2) 100% |
| ATTENDANCE | -- | 24073 |
| Games/Avg Per Game | -- | 1/24073 |
| Neutral Site Games | -- | 0/0 |

| SCORE BY QUARTERS | 1st | 2nd | 3rd | 4th | Total |
|-------------------|-----|-----|-----|-----|-------|
| Vanderbilt | 3 | 2 | 7 | 0 | 12 |
| Opponents | 7 | 0 | 7 | 3 | 17 |

| RUSHING | GP | Att | Gain | Loss | Net | Avg | TD | Long | Avg/G |
|-------------------|----|-----|------|------|-----|-----|----|------|-------|
| Ja'Veon Marlow | 1 | 16 | 68 | 3 | 65 | 4.1 | 0 | 21 | 65 |
| Jamuari Wakefield | 1 | 15 | 43 | 6 | 37 | 2.5 | 0 | 12 | 37 |
| Ken Seals | 1 | 7 | 21 | 18 | 3 | 0.4 | 0 | 8 | 3 |
| Total | 1 | 38 | 132 | 27 | 105 | 2.8 | 0 | 21 | 105 |
| Opponents | 1 | 27 | 202 | 19 | 183 | 6.8 | 1 | 57 | 183 |

| PASSING | G | Effic | Comp-Att-Int | Pct | Yds | TD | Lng | Avg/G |
|-----------|---|-------|--------------|------|-----|----|-----|-------|
| Ken Seals | 1 | 110 | 20-29-2 | 68.9 | 150 | 1 | 27 | 150 |
| Total | 1 | 110 | 20-29-2 | 68.9 | 150 | 1 | 27 | 150 |
| Opponents | 1 | 129.2 | 17-28-0 | 60.1 | 189 | 1 | 26 | 189 |

| RECEIVING | G | No. | Yds | Avg | TD | Long | Avg/G |
|-------------------|---|-----|-----|-----|----|------|-------|
| Amir Abdur-Rahman | 1 | 5 | 72 | 72 | 1 | 27 | 72 |
| Ben Bresnahan | 1 | 3 | 28 | 28 | 0 | 16 | 28 |
| Jamauri Wakefield | 1 | 3 | 16 | 16 | 0 | 7 | 16 |
| Cam Johnson | 1 | 2 | 21 | 21 | 0 | 14 | 21 |
| Chris Pierce Jr. | 1 | 2 | 10 | 10 | 0 | 8 | 10 |
| Ja'Veon Marlow | 1 | 2 | 4 | 4 | 0 | 5 | 4 |
| Tyrell Alexander | 1 | 1 | 6 | 6 | 0 | 6 | 6 |
| Justin Ball | 1 | 1 | -3 | -3 | 0 | 0 | -3 |
| Jayden Harrison | 1 | 1 | -4 | -4 | 0 | 0 | 0 |
| Total | 1 | 20 | 150 | 150 | 1 | 27 | 150 |
| Opponents | 1 | 17 | 189 | 189 | 1 | 26 | 189 |

| PUNT RETURNS | No. | Yds | Avg | TD | Long |
|--------------|-----|-----|-----|----|------|
| - | - | - | - | - | - |
| Total | 0 | 0 | 0 | 0 | 0 |
| Opponents | 2 | 2 | 2 | 0 | 2 |

| KICK RETURNS | No. | Yds | Avg | TD | Long |
|-----------------|-----|-----|-----|----|------|
| Donovan Kaufman | 2 | 36 | 18 | 0 | 18 |
| Total | 2 | 36 | 18 | 0 | 18 |
| Opponents | 1 | 7 | 7 | 0 | 7 |

2020 Statistics

| Interceptions | No. | Yards | Avg. | TD | Long |
|---------------|-----|-------|------|----|------|
| - | - | - | - | - | - |
| Total | 0 | 0 | 0 | 0 | 0 |
| Opponents | 2 | 35 | 17.5 | 0 | 35 |

| Fumble Returns | No. | Yards | Avg. | TD | Long |
|-----------------|-----|-------|------|----|------|
| Dashaun Jerkins | 1 | 8 | 8.0 | 0 | 8 |
| Daevion Davis | 1 | 0 | 0.0 | 0 | 0 |
| Jaylen Mahoney | 1 | 0 | 0.0 | 0 | 0 |
| Total | 3 | 8 | 2.7 | 0 | 8 |
| Opponents | 0 | 0 | 0.0 | 0 | 0 |

| Punting | No. | Yds | Avg | Long | TB | FC | I20 | 50+ | Blkd. |
|----------------|-----|-----|------|------|----|----|-----|-----|-------|
| Harrison Smith | 6 | 246 | 41.0 | 52 | 1 | 0 | 1 | 1 | 0 |
| Total | 6 | 246 | 41.0 | 52 | 1 | 0 | 1 | 1 | 0 |
| Opponents | 2 | 90 | 45.0 | 53 | 0 | 0 | 0 | 0 | 0 |

| Field Goals | FGM-FGA | Pct | 01-19 | 20-29 | 30-39 | 40-49 | 50-99 | Lg | Blkd. |
|---------------|---------|------|-------|-------|-------|-------|-------|----|-------|
| Pierson Cooke | 1-2 | 50.0 | - | - | 1-1 | 0-1 | - | 33 | - |
| Total | 1-2 | 50.0 | - | - | 1-1 | 0-1 | - | 33 | - |
| Opponents | 1-1 | 100 | - | 1-1 | - | - | - | 24 | - |

| Field Goal Sequence | Vanderbilt | Opponent |
|---------------------|------------|----------|
| at Texas A&M | (33) 45 | 24 |

| Scoring | TDs | FGs | Kick | Rush | Rec | Pass | DXP | Saf | Points |
|-------------------|-----|-----|------|------|-----|------|-----|-----|--------|
| Amir Abdur-Rahman | 1 | 0-0 | 0-0 | 0-0 | 0 | 0-0 | 0 | 0 | 6 |
| Pierson Cooke | 0 | 1-2 | 1-1 | 0-0 | 0 | 0-0 | 0 | 0 | 4 |
| Team | 0 | 0-0 | 0-0 | 0-0 | 0 | 0-0 | 0 | 1 | 2 |
| Total | 1 | 1-2 | 1-1 | 0-0 | 0 | 0 | 0 | 1 | 12 |
| Opponents | 2 | 1-1 | 1-1 | 1-1 | 0 | 0 | 0 | 0 | 17 |

| Total Offense | GP | Plays | Rush | Pass | Total | Avg/G |
|-------------------|----|-------|------|------|-------|-------|
| Ken Seals | 1 | 36 | 3 | 150 | 153 | 153.0 |
| Ja'Veon Marlow | 1 | 16 | 65 | 0 | 65 | 65.0 |
| Jamauri Wakefield | 1 | 15 | 37 | 0 | 37 | 37.0 |
| Total | 1 | 67 | 105 | 150 | 255 | 255 |
| Opponents | 1 | 55 | 183 | 189 | 372 | 372 |

| All-Purpose | GP | Rush | Rec | PR | KOR | INT Ret | Total | Avg |
|-------------------|----|------|-----|----|-----|---------|-------|-------|
| Amir Abdur-Rahman | 1 | 0 | 72 | 0 | 0 | 0 | 72 | 72.0 |
| Ja'Veon Marlow | 1 | 65 | 4 | 0 | 0 | 0 | 69 | 69.0 |
| Jamauri Wakefield | 1 | 37 | 16 | 0 | 0 | 0 | 53 | 53.0 |
| Donovan Kaufman | 1 | 0 | 0 | 0 | 36 | 0 | 36 | 36.0 |
| Ben Bresnahan | 1 | 0 | 28 | 0 | 0 | 0 | 28 | 28.0 |
| Cam Johnson | 1 | 0 | 21 | 0 | 0 | 0 | 21 | 21.0 |
| Chris Pierce Jr. | 1 | 0 | 10 | 0 | 0 | 0 | 10 | 10.0 |
| Tyrell Alexander | 1 | 0 | 6 | 0 | 0 | 0 | 6 | 6.0 |
| Ken Seals | 1 | 3 | 0 | 0 | 0 | 0 | 3 | 3.0 |
| Justin Ball | 1 | 0 | -3 | 0 | 0 | 0 | -3 | -3.0 |
| Jayden Harrison | 1 | 0 | -4 | 0 | 0 | 0 | -4 | -4.0 |
| Total | 1 | 105 | 150 | 0 | 36 | 0 | 291 | 291.0 |
| Opponents | 1 | 183 | 189 | 2 | 7 | 35 | 416 | 416.0 |

2020 Statistics

| No. | Student-Athlete | GP | Solo Tackles | Assists | Total | TFL-Yds | Sacks-Yards | Int-Yds | Pass Breakups | QBH | Fumbles Rcv-Yds | FF | Blocked Kicks | Safety |
|-----------|------------------|----|--------------|---------|-------|---------|-------------|---------|---------------|-----|-----------------|----|---------------|--------|
| 33 | Dashaun Jerkins | 1 | 4 | 4 | 8 | - | - | - | 1 | - | 1-8 | - | - | - |
| 10 | Dayo Odeyingbo | 1 | 4 | 3 | 7 | - | 2.0-4 | - | - | 1 | - | - | - | - |
| 26 | Anfernee Orji | 1 | 3 | 4 | 7 | - | - | - | 1 | - | - | - | - | - |
| 1 | Donovan Kaufman | 1 | 3 | 2 | 5 | - | - | - | - | - | - | - | - | - |
| 23 | Jaylen Mahoney | 1 | 2 | 2 | 4 | - | - | - | 1 | - | 1-0 | - | - | - |
| 24 | Alston Orji | 1 | 2 | 3 | - | - | - | - | - | - | - | - | - | - |
| 6 | Gabe Jeudy | 1 | 2 | 0 | 2 | - | - | - | - | - | - | - | - | - |
| 9 | Daevion Davis | 1 | 2 | 0 | 2 | - | - | - | - | - | 1-0 | 1 | - | - |
| 48 | Andre Mintze | 1 | 1 | 1 | 2 | 1.0-6 | - | - | - | - | - | 1 | - | - |
| 95 | Raashaan Wilkins | 1 | 1 | 1 | 2 | - | - | - | - | - | - | - | - | - |
| 21 | Kenny Hebert | 1 | 1 | 1 | 2 | - | - | - | - | - | - | - | - | - |
| 28 | Allan George | 1 | 1 | 0 | 1 | - | - | - | - | - | - | - | - | - |
| 50 | Ethan Barr | 1 | 0 | 1 | 1 | - | - | - | - | - | - | - | - | - |
| 19 | Chris Pierce Jr. | 1 | 1 | 0 | 1 | - | - | - | - | - | - | - | - | - |
| 96 | Nate Clifton | 1 | 0 | 1 | 1 | - | - | - | - | - | - | - | - | - |
| 4 | Randall Haynie | 1 | 0 | 1 | 1 | - | - | - | - | - | - | - | - | - |
| Total | | 1 | 27 | 22 | 49 | 3-10 | 1-2 | - | 3 | 2 | 3-8 | 3 | - | 1 |
| Opponents | | 1 | 32 | 50 | 82 | 10-37 | 2-18 | 2-35 | 4 | 3 | - | - | - | - |

2020 Statistics

Passing

| Ken Seals | Comp | Att | Int | Pct | Yards | TD | Long |
|-----------|------|-----|-----|------|-------|----|------|
| Texas A&M | 20 | 29 | 2 | 69.0 | 150 | 1 | 27 |

| Rushing | No.-Yards/TD | A&M |
|-------------------|--------------|---------|
| Ja'Veon Marlow | 16-68/0 | 16-68/0 |
| Jamauri Wakefield | 15-43/0 | 15-43/0 |
| Ken Seals | 7-21/0 | 7-21/0 |

| Receiving | No.-Yards/TD | A&M |
|-------------------|--------------|----------|
| Amir Abdur-Rahman | 5-72/1 | 5-72/1 |
| Ben Bresnahan | 3-28/0 | 3-28/0 |
| Jamauri Wakefield | 3-16/0 | 3-16/0 |
| Cam Johnson | 2-21/0 | 2-21/0 |
| Chris Pierce Jr. | 2-10/0 | 2-10/0 |
| Ja'Veon Marlow | 2-4/0 | 2-4/0 |
| Tyrell Alexander | 1-6/0 | 1-6/0 |
| Justin Ball | 1-(-3)/0 | 1-(-3)/0 |
| Jayden Harrison | 1-(-4)/0 | 1-(-4)/0 |

| Punt Returns | No.-Yards | A&M |
|--------------|-----------|-----|
|--------------|-----------|-----|

| Kick Returns | No.-Yards | A&M |
|-----------------|-----------|------|
| Donovan Kaufman | 2-36 | 2-36 |

2020 Statistics

| Tackles | U-A | TOT | A&M |
|-----------------------|------------|------------|----------------|
| Daushaun Jerkins | 4-4 | 8 | 4-4 |
| Dayo Odeyingbo | 4-3 | 7 | 4-3 |
| Anfernee Orji | 3-4 | 7 | 3-4 |
| Donovan Kaufman | 3-2 | 5 | 3-2 |
| Jaylen Mahoney | 2-2 | 4 | 2-2 |
| Alston Orji | 1-2 | 3 | 1-2 |
| Gabe Jeudy-Lally | 2-0 | 2 | 2-0 |
| Daevion Davis | 2-0 | 2 | 2-0 |
| Andre Mintze | 1-1 | 2 | 1-1 |
| Raashaan Wilkins, Jr. | 1-1 | 2 | 1-1 |
| Kenny Hebert | 1-1 | 2 | 1-1 |
| Allan George | 1-0 | 1 | 1-0 |
| Ethan Barr | 1-0 | 1 | 1-0 |
| Chris Pierce Jr. | 1-0 | 1 | 1-0 |
| Nate Clifton | 0-1 | 1 | 0-1 |
| Randall Haynie | 0-1 | 1 | 0-1 |

| Sacks | U-A | TOT | A&M |
|-----------------------|------------|------------|----------------|
| Daushaun Jerkins | -- | -- | -- |
| Dayo Odeyingbo | 1-0 | 1.0 | 1.0-2 |
| Anfernee Orji | -- | -- | -- |
| Donovan Kaufman | -- | -- | -- |
| Jaylen Mahoney | -- | -- | -- |
| Alston Orji | -- | -- | -- |
| Gabe Jeudy-Lally | -- | -- | -- |
| Daevion Davis | -- | -- | -- |
| Andre Mintze | -- | -- | -- |
| Raashaan Wilkins, Jr. | -- | -- | -- |
| Kenny Hebert | -- | -- | -- |
| Allan George | -- | -- | -- |
| Ethan Barr | -- | -- | -- |
| Chris Pierce Jr. | -- | -- | -- |
| Nate Clifton | -- | -- | -- |
| Randall Haynie | -- | -- | -- |

2020 Starters • Career Starts

| Offense | WR | WR/TE | WR | TE | QB | RB | LT | LG | C | RG | RT |
|--------------------------|--------------|--------------|-------------|---------------|--------------|---------------|-----------|-----------|----------|------------|-----------|
| Texas A&M | Abdur-Rahman | Ball | Pierce | Bresnahan | Seals | Marlow | Steen | Dawkins | Miller | Birchmeier | Mignone |
| Defense | DE | DT | DT | OLB/NB | ILB | ILB | CB | CB | S | S | CB |
| Texas A&M | Odeyingbo | Tidd | Wilkins | Mintze | Al. Orji | An. Orji | George | Williams | Jerkins | Kaufman | Mahoney |
| Games Started | 2020 | 2019 | 2018 | 2017 | Total | Streak | | | | | |
| Drew Birchmeier • DL | 1 | 12 | 11 | 1 | 25 | 24 | | | | | |
| Dayo Odeyingbo • DL | 1 | 11 | 10 | - | 21 | 4 | | | | | |
| Chris Pierce Jr. • WR | 1 | 8 | 9 | - | 18 | 4 | | | | | |
| Cameron Tidd • DL | 1 | 8 | 2 | 3 | 16 | 7 | | | | | |
| Allan George • NB | 1 | 10 | 3 | - | 14 | 9 | | | | | |
| Randall Haynie • CB | 1 | 13 | - | - | 14 | 14 | | | | | |
| Andre Mintze • OLB | 1 | 10 | 1 | - | 12 | 8 | | | | | |
| Dashaun Jerkins • S | 1 | 10 | - | - | 11 | 2 | | | | | |
| Tyler Steen • OL | 1 | 11 | - | - | 11 | 6 | | | | | |
| Kenny Hebert • OLB | 1 | 7 | - | - | 8 | 1 | | | | | |
| Grant Miller • OL | 1 | 7 | - | - | 8 | 3 | | | | | |
| Frank Coppet • S | 1 | 6 | - | - | 7 | 1 | | | | | |
| Jaylen Mahoney • NB | 1 | 3 | - | - | 4 | 1 | | | | | |
| Ben Bresnahan • TE | 1 | 2 | - | - | 3 | 2 | | | | | |
| Dan Dawkins • OL | 1 | 2 | - | - | 3 | 1 | | | | | |
| Amir Abdur-Rahman • WR | 1 | - | - | - | 1 | 1 | | | | | |
| Justin Ball • TE | 1 | - | - | - | 1 | 1 | | | | | |
| Donovan Kaufman • S | 1 | - | - | - | 1 | 1 | | | | | |
| Ja'Veon Marlow • RB | 1 | - | - | - | 1 | 1 | | | | | |
| Connor Mignone • OL | 1 | - | - | - | 1 | 1 | | | | | |
| Alston Orji • LB | 1 | - | - | - | 1 | 1 | | | | | |
| Anfernee Orji • LB | 1 | - | - | - | 1 | 1 | | | | | |
| Ken Seals • QB | 1 | - | - | - | 1 | 1 | | | | | |
| Raashan Wilkins Jr. • DT | 1 | - | - | - | 1 | 1 | | | | | |

2020 Statistics

Game-by-Game Team Comparisons (Vanderbilt/Opponent)

| | Score | 1st Downs | Rushing | Passing | Penalties | Rush Yards | Comp-Att-Int | Pass Yards | Plays-Total Yards | Return Yards | Turnovers |
|--------------|-------|-----------|---------|---------|-----------|---------------|-----------------|------------|-------------------|--------------|-----------|
| at Texas A&M | 12-17 | 17/17 | 6/7 | 9/8 | 2/2 | 38-105/27-183 | 20-29-2/17-28-0 | 150/189 | 67-255/55-372 | 36/9 | 2/3 |
| Totals | 12-17 | 17/17 | 6/7 | 9/8 | 2/2 | 38-105/27-183 | 20-29-2/17-28-0 | 150/189 | 67-255/55-372 | 36/9 | 2/3 |

| | 3rd Down | 4th Down | Time Poss | TOP Margin | Yards/Rush | Yards/Pass | Yards/Play | Punting | Penalty Yards |
|--------------|-----------|----------|-------------|------------|------------|------------|------------|-----------|---------------|
| at Texas A&M | 7-17/4-10 | 1-1/0-1 | 33:59/26:01 | +7:58 | 2.8/6.8 | 5.2/6.8 | 3.8/6.8 | 41.0/45.0 | 35/50 |
| Totals | 7-17/4-10 | 1-1/0-1 | 33:59/26:01 | +7:58 | 2.8/6.8 | 5.2/6.8 | 3.8/6.8 | 41.0/45.0 | 35/50 |

Team Game-by-Game Statistics

| | -----RUSHING----- | | | | -----RECEIVING----- | | | | -----PASSING----- | | | | -----KICK RET----- | | | | -----PUNT RET----- | | | | Total | | |
|--------------|-------------------|-----|----|----|---------------------|-----|----|----|-------------------|-----|-----|-----|--------------------|----|-----|-----|--------------------|----|-----|-----|-------|----|---------|
| | No. | Yds | TD | Lg | No. | Yds | TD | Lg | Comp | Att | Int | Yds | TD | Lg | No. | Yds | TD | Lg | No. | Yds | TD | Lg | Offense |
| at Texas A&M | 38 | 105 | 0 | 21 | 20 | 150 | 1 | 20 | 20 | 29 | 2 | 150 | 1 | 27 | 2 | 36 | 0 | 18 | 0 | 0 | 0 | 0 | 255 |
| Totals | 38 | 105 | 0 | 21 | 20 | 150 | 1 | 20 | 20 | 29 | 2 | 150 | 1 | 27 | 2 | 36 | 0 | 18 | 0 | 0 | 0 | 0 | 255 |

| | --TACKLES-- | | | --SACKS-- | | --FUMBLE-- | | --Pass Defense-- | | | Blkd | -----PAT----- | | | | | Pts | | | | |
|--------------|-------------|-----|-------|-----------|-----|------------|-----|------------------|-----|-----|------|---------------|-----|-----|------|-----|-----|-----|-----|-----|-----|
| | Solo | Ast | Total | TFL | Yds | No | Yds | FF | FR | Yds | Int | Yds | QBH | Brk | Kick | Att | | Mad | Run | Rcv | Saf |
| at Texas A&M | 26 | 22 | 48 | 3.0 | 10 | 1.0 | 2 | 3 | 3-8 | 0- | 2 | 3 | 0 | 0-0 | 0 | 0-0 | 0 | 0 | 0 | 0 | 12 |
| Totals | 26 | 22 | 48 | 3.0 | 10 | 1.0 | 2 | 3 | 3-8 | 0- | 2 | 3 | 0 | 0-0 | 0 | 0-0 | 0 | 0 | 0 | 0 | 12 |

2020 Scoring Drives

| Vanderbilt | | | |
|------------|------|---|-------|
| Texas A&M | | | |
| Quarter | Time | Scoring Play, Drive Plays-Yards, Time | Score |
| 1 | 8:58 | Pierson Cooke 33 yd field goal, 13-60, 6:02 | 3-0 |
| 2 | 7:23 | Team safety, --, -- | 5-7 |
| 3 | 2:45 | Amir Abdur-Rahman 7 yd pass from Seals (Cooke kick), 9-43, 4:22 | 12-14 |

| Opponent | | | |
|-----------|-------|---|-------|
| Texas A&M | | | |
| Quarter | Time | Scoring Play, Drive Plays-Yards, Time | Score |
| 1 | 3:33 | Ainas Smith 25 yd run (Small kick), 7-75, 3:25 | 7-3 |
| 3 | 13:20 | Caleb Chapman 17 yd pass from Mond (Small kick), 3-75, 1:40 | 14-5 |
| 4 | 14:00 | Seth Small 24 yd field goal, 9-68, 3:45 | 17-12 |

2020 Season Highs

Vanderbilt

Individual

| | | |
|---------------------|------|---|
| Rushes | 16 | Ja'Veon Marlow at Texas A&M (Sep 26, 2020) |
| Yards Rushing | 68 | Ja'Veon Marlow at Texas A&M (Sep 26, 2020) |
| TD Rushes | -- | -- |
| Long Rush | 21 | Ja'Veon Marlow at Texas A&M (Sep 26, 2020) |
| Pass attempts | 29 | Ken Seals at Texas A&M (Sep 26, 2020) |
| Pass completions | 20 | Ken Seals at Texas A&M (Sep 26, 2020) |
| Yards Passing | 150 | Ken Seals at Texas A&M (Sep 26, 2020) |
| TD Passes | 1 | Ken Seals at Texas A&M (Sep 26, 2020) |
| Long Pass | 27 | Ken Seals at Texas A&M (Sep 26, 2020) |
| Receptions | 5 | Amir Abdur-Rahman at Texas A&M (Sep 26, 2020) |
| Yards Receiving | 72 | Amir Abdur-Rahman at Texas A&M (Sep 26, 2020) |
| TD Receptions | 1 | Amir Abdur-Rahman at Texas A&M (Sep 26, 2020) |
| Long Reception | 27 | Amir Abdur-Rahman at Texas A&M (Sep 26, 2020) |
| Field Goals | 1 | Pierson Cooke at Texas A&M (Sep 26, 2020) |
| 2020) | | |
| Long Field Goal | 33 | Pierson Cooke at Texas A&M (Sep 26, 2020) |
| Punts | 6 | Harrison Smith at Texas A&M (Sep 26, 2020) |
| Punting Avg | 41.0 | Harrison Smith at Texas A&M (Sep 26, 2020) |
| Long Punt | 52 | Harrison Smith at Texas A&M (Sep 26, 2020) |
| Punts inside 20 | 0 | -- |
| Long Punt Return | 0 | -- |
| Long Kickoff Return | 18 | Donovan Kaufman at Texas A&M (Sep 26, 2020) |
| Tackles | 8 | Dashaun Jerkins at Texas A&M (Sep 26, 2020) |
| Sacks | 1.0 | Dayo Odeyingbo at Texas A&M (Sep 26, 2020) |
| Tackles For Loss | 2.0 | Dayo Odeyingbo at Texas A&M (Sep 26, 2020) |
| Interceptions | -- | -- |

Team

| | | |
|------------------|------|-----------------------------|
| Rushes | 38 | at Texas A&M (Sep 26, 2020) |
| Yards Rushing | 132 | at Texas A&M (Sep 26, 2020) |
| Yards Per Rush | 2.8 | at Texas A&M (Sep 26, 2020) |
| TD Rushes | -- | -- |
| Pass attempts | 29 | at Texas A&M (Sep 26, 2020) |
| Pass completions | 20 | at Texas A&M (Sep 26, 2020) |
| Yards Passing | 150 | at Texas A&M (Sep 26, 2020) |
| Yards Per Pass | 7.5 | at Texas A&M (Sep 26, 2020) |
| TD Passes | 1 | at Texas A&M (Sep 26, 2020) |
| Total Plays | 67 | at Texas A&M (Sep 26, 2020) |
| Total Offense | 255 | at Texas A&M (Sep 26, 2020) |
| Yards Per Play | 3.8 | at Texas A&M (Sep 26, 2020) |
| Points | 12 | at Texas A&M (Sep 26, 2020) |
| Sacks By | 1 | at Texas A&M (Sep 26, 2020) |
| First Downs | 17 | at Texas A&M (Sep 26, 2020) |
| Penalties | 3 | at Texas A&M (Sep 26, 2020) |
| Penalty Yards | 35 | at Texas A&M (Sep 26, 2020) |
| Turnovers | 2 | at Texas A&M (Sep 26, 2020) |
| Interceptions By | 2 | at Texas A&M (Sep 26, 2020) |
| Punts | 6 | at Texas A&M (Sep 26, 2020) |
| Punting Avg | 41.0 | at Texas A&M (Sep 26, 2020) |
| Long Punt | 52 | at Texas A&M (Sep 26, 2020) |
| Punts inside 20 | 1 | at Texas A&M (Sep 26, 2020) |
| Long Punt Return | -- | -- |

Longest Plays

| | | |
|---------------------|----|---|
| Rush | 21 | Ja'Veon Marlow, at Texas A&M (Sep 26, 2020) |
| Pass | 27 | Ken Seals to Amir Abdur-Rahman, at Texas A&M (Sep 26, 2020) |
| Field Goal | 33 | Pierson Cooke, at Texas A&M (Sep 26, 2020) |
| Punt | 52 | Harrison Smith, at Texas A&M (Sep 26, 2020) |
| Punt Return | -- | -- |
| Kickoff Return | 36 | Donovan Kaufman, at Texas A&M (Sep 26, 2020) |
| Interception Return | -- | -- |

Opponent

Individual

| | | |
|---------------------|------|--|
| Rushes | 10 | Anaias Smith, at Texas A&M (Sep. 26, 2020) |
| Yards Rushing | 117 | Isaiah Spiller, at Texas A&M (Sep. 26, 2020) |
| TD Rushes | 1 | Anaias Smith, at Texas A&M (Sep. 26, 2020) |
| Long Rush | 57 | Isaiah Spiller, at Texas A&M (Sep. 26, 2020) |
| Pass attempts | 28 | Kellen Mond, at Texas A&M (Sep. 26, 2020) |
| Pass completions | 17 | Kellen Mond, at Texas A&M (Sep. 26, 2020) |
| Yards Passing | 189 | Kellen Mond, at Texas A&M (Sep. 26, 2020) |
| TD Passes | 1 | Kellen Mond, at Texas A&M (Sep. 26, 2020) |
| Long Pass | 26 | Kellen Mond, at Texas A&M (Sep. 26, 2020) |
| Receptions | 4 | Caleb Chapman at Texas A&M (Sep. 26, 2020) |
| Yards Receiving | 40 | Jalen Preston at Texas A&M (Sep. 26, 2020) |
| TD Receptions | 1 | Caleb Chapman at Texas A&M (Sep. 26, 2020) |
| Long Reception | 26 | Anaias Smith, at Texas A&M (Sep. 26, 2020) |
| Field Goals | 1 | Seth Small, at Texas A&M (Sep. 26, 2020) |
| Long Field Goal | 24 | Seth Small, at Texas A&M (Sep. 26, 2020) |
| Punts | 2 | Nik Constantinou, at Texas A&M (Sep. 26, 2020) |
| Punting Avg | 45.0 | Nik Constantinou, at Texas A&M (Sep. 26, 2020) |
| Long Punt | 53 | Nik Constantinou, at Texas A&M (Sep. 26, 2020) |
| Punts inside 20 | -- | -- |
| Long Punt Return | 2 | Ainias Smith, at Texas A&M (Sep. 26, 2020) |
| Long Kickoff Return | 7 | Chase Lane, at Texas A&M (Sep. 26, 2020) |
| Tackles | 11 | Buddy Johnson, at Texas A&M (Sep. 26, 2020) |
| Sacks | 1.5 | Andrew Hansford, at Texas A&M (Sep. 26, 2020) |
| Tackles For Loss | 2.0 | Micheal Clemons, at Texas A&M (Sep. 26, 2020) |
| 2.0 | | DeMarvin Leal, at Texas A&M (Sep. 26, 2020) |
| Interceptions | 1 | Leon O'Neal, at Texas A&M (Sep. 26, 2020) |
| | | Leon O'Neal, at Texas A&M (Sep. 26, 2020) |
| | | D. Richardson, at Texas A&M (Sep. 26, 2020) |

Team

| | | |
|------------------|------|------------------------------|
| Rushes | 27 | at Texas A&M (Sep. 26, 2020) |
| Yards Rushing | 202 | at Texas A&M (Sep. 26, 2020) |
| Yards Per Rush | 6.8 | at Texas A&M (Sep. 26, 2020) |
| TD Rushes | 1 | at Texas A&M (Sep. 26, 2020) |
| Pass attempts | 28 | at Texas A&M (Sep. 26, 2020) |
| Pass completions | 17 | at Texas A&M (Sep. 26, 2020) |
| Yards Passing | 189 | at Texas A&M (Sep. 26, 2020) |
| Yards Per Pass | 11.1 | at Texas A&M (Sep. 26, 2020) |
| TD Passes | 1 | at Texas A&M (Sep. 26, 2020) |
| Total Plays | 26 | at Texas A&M (Sep. 26, 2020) |
| Total Offense | 122 | at Texas A&M (Sep. 26, 2020) |
| Yards Per Play | 6.8 | at Texas A&M (Sep. 26, 2020) |
| Points | 17 | at Texas A&M (Sep. 26, 2020) |
| Sacks By | 2 | at Texas A&M (Sep. 26, 2020) |
| First Downs | 17 | at Texas A&M (Sep. 26, 2020) |
| Penalties | 8 | at Texas A&M (Sep. 26, 2020) |
| Penalty Yards | 50 | at Texas A&M (Sep. 26, 2020) |
| Turnovers | 2 | at Texas A&M (Sep. 26, 2020) |
| Interceptions By | 2 | at Texas A&M (Sep. 26, 2020) |
| Punts | 2 | at Texas A&M (Sep. 26, 2020) |
| Punting Avg | 45.0 | at Texas A&M (Sep. 26, 2020) |
| Long Punt | 53 | at Texas A&M (Sep. 26, 2020) |
| Punts inside 20 | -- | -- |
| Long Punt Return | 2 | at Texas A&M (Sep. 26, 2020) |

Longest Plays

| | | |
|---------------------|----|--|
| Rush | 57 | Isaiah Spiller, Texas A&M (Sep. 26, 2020) |
| Pass | 70 | Kellen Mond to Ainias Smith, Texas A&M (Sep. 26, 2020) |
| Field Goal | 24 | Seth Small, Texas A&M (Sep. 26, 2020) |
| Punt | 53 | Nik Constantinou, Texas A&M (Sep. 26, 2020) |
| Punt Return | 2 | Ainias Smith, Texas A&M (Sep. 26, 2020) |
| Kickoff Return | 7 | Chase Lane, Texas A&M (Sep. 26, 2020) |
| Interception Return | 35 | Leon O'Neal Jr., Texas A&M (Sep. 26, 2020) |

2020 Game Recaps

Vanderbilt vs. No. 10 Texas A&M Sep. 26 • College Station, Texas

| Score by Quarters | 1 | 2 | 3 | 4 | Final |
|-----------------------|---|---|---|---|-------|
| Vanderbilt (0-1, 0-1) | 3 | 2 | 7 | 0 | 12 |
| Texas A&M (1-0, 1-0) | 7 | 0 | 7 | 3 | 17 |

| Qtr | Time | Team - Scoring Play | Plays-Yards | TOP |
|-----|-------|---|-------------|------|
| 1st | 8:58 | VANDY - Pierson Cooke 33 yd field goal | 13-60 | 6:02 |
| | 3:33 | TAMU - Ainas Smith 25 yd run (Small kick) | 7-75 | 3:25 |
| 2nd | 7:23 | VANDY - Team safety | -- | -- |
| 3rd | 13:20 | TAMU - Caleb Chapman 17 yd pass from Mond (Small kick) | 3-75 | 1:40 |
| | 2:45 | VANDY - Amir Abdur-Rahman 7 yd pass from Seals (Cooke kick) | 9-43 | 4:22 |
| 4th | 14:00 | TAMU - Seth Small 24 yd field goal | 9-68 | 3:45 |

| | Vanderbilt | Texas A&M |
|----------------------------|------------|-----------|
| FIRST DOWNS | 17 | 17 |
| RUSHES-YARDS (NET) | 38-105 | 27-183 |
| PASSING YDS (NET) | 150 | 189 |
| Passes Att-Comp-Int | 29-20-2 | 28-17-0 |
| TOTAL OFFENSE PLAYS-YARDS | 67-255 | 55-372 |
| Fumble Returns-Yards | 3-8 | 0-0 |
| Punt Returns-Yards | 0-0 | 2-2 |
| Kickoff Returns-Yards | 2-36 | 1-7 |
| Interception Returns-Yards | 0-0 | 2-35 |
| Punts (Number-Avg) | 6-41.0 | 2-90.0 |
| Fumbles-Lost | 0-0 | 5-3 |
| Penalties-Yards | 3-35 | 8-50 |
| Possession Time | 33:59 | 26:01 |
| Third-Down Conversions | 7 of 17 | 4 of 10 |
| Fourth-Down Conversions | 1 of 1 | 0 of 1 |
| Red-Zone Scores-Chances | 2-3 | 2-2 |
| Sacks By: Number-Yards | 1-2 | 2-18 |

RUSHING: Vanderbilt-Ja'Veon Marlow 16-65; Jamauri Wakefield 15-37; Ken Seals 7-3.
Texas A&M-Isaiah Spiller 8-117; Ainas Smith 10-51; Kellen Mond 7-18; TEAM 2-(-3).

PASSING: Vanderbilt-Ken Seals 20-29-2.
Texas A&M-Kellen Mond 17-28-0.

RECEIVING: Vanderbilt-Amir Abdur-Rahman 5-72; Ben Bresnahan 3-28; Jamauri Wakefield 3-16; Cam Johnson 2-21; Chris Pierce 2-10; Ja'Veon Marlow 2-4; Tyrell Alexander 1-6; Justin Ball 1-(-3); Jaden Harrison 1-(-4).
Texas A&M-Caleb Chapman 4-40; Jalen Preston 4-39; Chase Lane 3-38; Ainas Smith 2-27; Kam Brown 2-19; Jalen Wydermyer 2-19.

TACKLES (UA-A): Vanderbilt-Dashaun Jerkins 4-4; Dayo Odeyingbo 4-3; Anfernee Orji 3-4; Dnovan Kaufman 3-2; Jaylen Mahoney 2-2; Alston Orji 1-2; Gabe Jeudy-Lally 2-0; Daevion Davis 2-0; Kenny Hebert 1-1; Andre Mintze 1-1; Raashaan Wilkins Jr. 1-1; Chris Pierce 1-0; Allan George 1-0; Ethan Barr 1-0; Nate Clifton 0-1; Randall Haynie 0-1.
Texas A&M-Buddy Johnson 4-7; Aaron Hansford 3-8; DeMarvin Leal 4-3; Leon O'Neal 3-4; Demani Richardson 5-2; Jaylon Jones 2-4; Andre White 1-4; Jayden Peevy 2-3; Myles Jones 2-2; Micheal Clemons 1-3; Erick Young 2-1; Bobby Brown 0-3; Devin Morris 1-1; McKinnley Jackson 0-2; Tyree Johnson 0-1; Keldrick Carper 1-0; Jeremiah Martin 0-1; Earnest Crownover 0-1; Carson Green 1-0.

Something to Build On

COLLEGE STATION, Texas - Isaiah Spiller had 117 yards rushing, Ainas Smith ran for a touchdown and No. 10 Texas A&M overcame three turnovers to beat Vanderbilt 17-12 in the season-opener for both teams.

Spiller had 5 five yards rushing in the first half before getting going after halftime. Smith added 51 yards rushing after switching from receiver to running back this season to steady the offense on a night when Kellen Mond fumbled twice, losing one.

The Aggies didn't trail after the first quarter but were never able to pull away because of three fumbles and a penalty that resulted in a safety.

Vanderbilt started Ken Seals at quarterback, making him just the third true freshman quarterback to start a SEC season opener since freshman eligibility was restored in 1972. He threw for 150 yards with a touchdown and two interceptions.

Spiller got things going for A&M after halftime when he ran for 57 yards on the first play of the third quarter. Texas A&M pushed the lead to 14-5 when Mond connected with Caleb Chapman on a 17-yard TD pass two plays later.

Seals threw an interception on Vanderbilt's next drive, but the Aggies couldn't cash in on the mistake after Mond fumbled at the end of a run on the ensuing possession.

The Commodores cut the lead to 14-12 late in the third quarter when Seals threw a perfect strike to Amir Abdur-Rahman in the corner of the end zone for a 7-yard touchdown. Abdur-Rahman had five receptions for 72 yards -- both career highs.

The Aggies added a field goal early in the fourth quarter to make it 17-12. Texas A&M was driving later in the quarter when Daevion Davis forced a fumble after a reception by Jalen Preston and recovered it to give Vanderbilt the ball at their own 42.

But a pass by Seals was tipped and intercepted by Leon O'Neal. He returned it 35 yards and the Aggies got 15 more yards after Chris Pierce was flagged for a late hit when he threw O'Neal down at the end of the run while he was out of bounds on the A&M sideline.

The Aggies came away empty on their next drive when Mond fumbled the handoff on fourth-and-1. But Vanderbilt had to punt it back to allow Texas A&M to hold on for the victory.

Vanderbilt led 3-0 in the first quarter before Smith ran 25 yards for a touchdown to put A&M on top.

There were about eight minutes left in the second quarter when Andre Mintze hit Mond to force a fumble which was recovered by Dashaun Jerkins. The Commodores couldn't move the ball and had to punt. But Brian George received a personal foul for a blind side block in the end zone to give Vanderbilt a safety to cut the lead to 7-5.

Season-by-Season Records • Head Coach Records

| Season | W | L | T | Head Coach |
|--------|---|---|----|------------------|
| 1890 | 1 | 0 | -- | Elliott H. Jones |
| 1891 | 3 | 1 | -- | Elliott H. Jones |
| 1892 | 4 | 4 | -- | Elliott H. Jones |
| 1893 | 6 | 1 | -- | W.J. Keller |
| 1894 | 7 | 1 | -- | Henry Thornton |
| 1895 | 5 | 3 | 1 | C.L. Upton |
| 1896 | 3 | 2 | 2 | R.G. Acton |
| 1897 | 6 | 0 | 1 | R.G. Acton |
| 1898 | 1 | 5 | -- | R.G. Acton |
| 1899 | 7 | 2 | -- | J.L. Crane |
| 1900 | 4 | 4 | 1 | J.L. Crane |
| 1901 | 6 | 1 | 1 | W.H. Watkins |
| 1902 | 8 | 1 | -- | W.H. Watkins |
| 1903 | 6 | 1 | 1 | J.H. Henry |
| 1904 | 9 | 0 | -- | Dan McGugin |
| 1905 | 7 | 1 | -- | Dan McGugin |
| 1906 | 8 | 1 | -- | Dan McGugin |
| 1907 | 5 | 1 | 1 | Dan McGugin |
| 1908 | 7 | 2 | 1 | Dan McGugin |
| 1909 | 7 | 3 | -- | Dan McGugin |
| 1910 | 8 | 0 | 1 | Dan McGugin |
| 1911 | 8 | 1 | -- | Dan McGugin |
| 1912 | 8 | 1 | 1 | Dan McGugin |
| 1913 | 5 | 3 | -- | Dan McGugin |
| 1914 | 2 | 6 | -- | Dan McGugin |
| 1915 | 9 | 1 | -- | Dan McGugin |
| 1916 | 7 | 1 | 1 | Dan McGugin |
| 1917 | 5 | 3 | -- | Dan McGugin |
| 1918 | 4 | 2 | -- | Ray Morrison |
| 1919 | 5 | 1 | 2 | Dan McGugin |
| 1920 | 5 | 3 | 1 | Dan McGugin |
| 1921 | 7 | 0 | 1 | Dan McGugin |
| 1922 | 8 | 0 | 1 | Dan McGugin |
| 1923 | 5 | 2 | 1 | Dan McGugin |
| 1924 | 6 | 3 | 1 | Dan McGugin |
| 1925 | 6 | 3 | -- | Dan McGugin |
| 1926 | 8 | 1 | -- | Dan McGugin |
| 1927 | 8 | 1 | 2 | Dan McGugin |
| 1928 | 8 | 2 | -- | Dan McGugin |
| 1929 | 7 | 2 | -- | Dan McGugin |
| 1930 | 8 | 2 | -- | Dan McGugin |
| 1931 | 5 | 4 | -- | Dan McGugin |
| 1932 | 6 | 1 | 2 | Dan McGugin |
| 1933 | 4 | 3 | 3 | Dan McGugin |
| 1934 | 6 | 3 | -- | Dan McGugin |
| 1935 | 7 | 3 | -- | Ray Morrison |
| 1936 | 3 | 5 | 1 | Ray Morrison |
| 1937 | 7 | 2 | -- | Ray Morrison |
| 1938 | 6 | 3 | -- | Ray Morrison |
| 1939 | 2 | 7 | 1 | Ray Morrison |
| 1940 | 3 | 6 | 1 | Red Sanders |
| 1941 | 8 | 2 | -- | Red Sanders |
| 1942 | 6 | 4 | -- | Red Sanders |
| 1943 | 5 | 0 | -- | E.H. Alley |
| 1944 | 3 | 0 | 1 | Doby Bartling |
| 1945 | 3 | 6 | -- | Doby Bartling |
| 1946 | 5 | 4 | -- | Red Sanders |
| 1947 | 6 | 4 | -- | Red Sanders |
| 1948 | 8 | 2 | 1 | Red Sanders |
| 1949 | 5 | 5 | -- | Bill Edwards |
| 1950 | 7 | 4 | -- | Bill Edwards |
| 1951 | 6 | 5 | -- | Bill Edwards |
| 1952 | 3 | 5 | 2 | Bill Edwards |
| 1953 | 3 | 7 | -- | Art Guepe |
| 1954 | 2 | 7 | -- | Art Guepe |
| 1955 | 8 | 3 | -- | Art Guepe |
| 1956 | 5 | 5 | -- | Art Guepe |
| 1957 | 5 | 3 | 2 | Art Guepe |
| 1958 | 5 | 2 | 3 | Art Guepe |

| Head Coach | Seasons | W | L | T |
|------------------|---------------|-----|-----|----|
| Elliott H. Jones | 1890-92 | 8 | 5 | -- |
| W.J. Keller | 1893 | 6 | 1 | -- |
| Henry Thornton | 1894 | 7 | 1 | -- |
| C.L. Upton | 1895 | 5 | 3 | 1 |
| R.G. Acton | 1896-98 | 10 | 7 | 3 |
| J.L. Crane | 1899-1900 | 11 | 6 | 1 |
| W.H. Watkins | 1901-02 | 14 | 2 | 1 |
| J.H. Henry | 1903 | 6 | 1 | -- |
| Dan McGugin • | 1904-34 | 197 | 55 | 19 |
| Ray Morrison | 1918, 1935-39 | 29 | 22 | 2 |
| Red Sanders •• | 1940-48 | 36 | 22 | 2 |
| E.H. Alley | 1943 | 5 | 0 | -- |
| Doby Bartling | 1944-45 | 6 | 6 | 1 |
| Bill Edwards | 1949-52 | 21 | 19 | 2 |
| Art Guepe | 1953-62 | 39 | 54 | 7 |
| Jack Green | 1963-66 | 7 | 29 | 4 |
| Bill Pace | 1967-72 | 22 | 38 | 3 |
| Steve Sloan | 1973-74 | 12 | 9 | 2 |
| Fred Pancoast | 1975-78 | 13 | 31 | -- |
| George MacIntyre | 1979-85 | 25 | 52 | 1 |
| Watson Brown | 1986-90 | 10 | 45 | -- |
| Gerry DiNardo | 1991-94 | 19 | 25 | -- |
| Rod Dowhower | 1995-96 | 4 | 18 | -- |
| Woody Widenhofer | 1997-2001 | 15 | 40 | -- |
| Bobby Johnson | 2002-09 | 29 | 66 | -- |
| Robbie Caldwell | 2010 | 2 | 10 | -- |
| James Franklin | 2011-13 | 24 | 15 | -- |
| Derek Mason | 2014-active | 27 | 48 | -- |
| | 130 seasons | 609 | 630 | 50 |

• McGugin missed the 1918 season on military duty during World War I.

•• Sanders missed the 1943-45 seasons on military duty during World War II.

| Unbeaten (8) | | |
|--------------|-------|------------------|
| 1944 | 3-0-1 | Doby Bartling |
| 1943 | 5-0-0 | E.H. Alley |
| 1922 | 8-0-1 | Dan McGugin |
| 1921 | 7-0-1 | Dan McGugin |
| 1910 | 8-0-1 | Dan McGugin |
| 1904 | 9-0-0 | Dan McGugin |
| 1897 | 6-0-1 | R.G. Acton |
| 1890 | 1-0-0 | Elliott H. Jones |

| Nine-Win Seasons (4) | | |
|----------------------|-----|----------------|
| 2013 | 9-4 | James Franklin |
| 2012 | 9-4 | James Franklin |
| 1915 | 9-1 | Dan McGugin |
| 1904 | 9-0 | Dan McGugin |

| Eight-Win Seasons (13) | | |
|------------------------|-------|------------------|
| 1982 | 8-4 | George MacIntyre |
| 1955 | 8-3 | Art Guepe |
| 1948 | 8-2-1 | Red Sanders |
| 1941 | 8-2 | Red Sanders |
| 1930 | 8-2 | Dan McGugin |
| 1928 | 8-2 | Dan McGugin |
| 1927 | 8-1-2 | Dan McGugin |
| 1926 | 8-1 | Dan McGugin |
| 1922 | 8-0-1 | Dan McGugin |
| 1912 | 8-1-1 | Dan McGugin |
| 1911 | 8-1 | Dan McGugin |
| 1910 | 8-0-1 | Dan McGugin |
| 1902 | 8-1 | W.H. Watkins |

The Last Time

Vanderbilt

| | |
|---|--|
| Three touchdowns | Ke'Shawn Vaughn vs. Baylor (3 • 12.27.18) |
| Four or more touchdowns | Earl Bennett vs. Kentucky (5 • 11.12.05) |
| Three passing touchdowns..... | Kyle Shurmur vs. Tennessee (3 • 11.24.18) |
| Four or more passing touchdowns..... | Kyle Shurmur at Tennessee (4 • 11.25.17) |
| 200 or more passing yards | Riley Neal vs. LSU (206 • 9.21.19) |
| 300 or more passing yards | Riley Neal at Purdue (378 • 9.7.19) |
| 400 or more passing yards | Kyle Shurmur vs. Tennessee (416 • 11.26.16) |
| 70-yard completion | Riley Neal-Chris Pierce at Purdue (75 • 9.7.19) |
| 100 or more rushing yards | Ke'Shawn Vaughn vs. UNLV (140 • 10.12.19) |
| 200 or more rushing yards | Ke'Shawn Vaughn vs. Baylor (243 • 12.27.18) |
| 300 or more rushing yards | Frank Mordica vs. Air Force (321 • 11.18.78) |
| 70-yard rush..... | Ke'Shawn Vaughn vs. Tennessee State (78 • 9.29.18) |
| Three or more rushing touchdowns..... | Ke'Shawn Vaughn at Arkansas (3 • 10.27.18) |
| 100 or more receiving yards..... | Chris Pierce at Purdue (133 • 9.7.19) |
| 200 or more receiving yards..... | Trent Sherfield vs. Austin Peay (240 • 9.1.15) |
| Two touchdown receptions | Jared Pinkney vs. ETSU (2 • 11.23.19) |
| Three or more touchdown receptions | Earl Bennett vs. Richmond (3 • 9.1.07) |
| Kickoff return for touchdown | Darrius Sims vs. South Carolina (100 • 9.12.14) |
| Punt return for touchdown | Jonathan Krause at Wake Forest (83 • 11.24.12) |
| Interception return for touchdown | Randall Haynie vs. LSU (47 • 9.21.19) |
| Fumble return for touchdown | Allan George vs. Kentucky (67 • 11.16.19) |
| Three or more field goals made..... | Tommy Openshaw at Auburn (3 • 11.5.16) |
| 50-yard field goal | Ryley Guay vs. Florida (53 • 10.13.18) |
| 60-yard punt | Harrison Smith at South Carolina (60 • 11.2.19) |
| 70-yard punt | Tommy Openshaw vs. Missouri (78 • 10.24.15) |
| 10 or more tackles..... | Dimitri Moore at Tennessee (11 • 11.30.19) |
| Three or more tackles for loss | Dayo Odeyingbo vs. ETSU (3.5 • 11.23.19) |
| Forced multiple fumbles..... | LaDarius Wiley at Missouri (2 • 11.10.18) |
| Two or more sacks | Andre Mintze (2 • 10.5.19) |
| Three or more sacks..... | Charles Wright at Middle Tennessee (3.0 • 9.2.17) |
| Two or more interceptions..... | Tae Daley at Florida (2 • 11.9.19) |
| Blocked punt | Max Worship vs. Ole Miss (11.17.18) |
| Blocked punt returned for touchdown | Stephen Weatherly vs. UMass (11 • 9.13.14) |
| Blocked field goal..... | Cameron Tidd vs. (11.23.19) |
| Blocked PAT | Nifae Lealao at Middle Tennessee (9.2.17) |
| Safety | Team at Texas A&M (9.26.20) |
| 30 or more first downs | at Tennessee (33 • 11.25.17) |
| 500 or more yards of total offense..... | vs. Tennessee State (553 • 9.29.18) |
| 300 or more passing yards | at Purdue (420 • 9.7.19) |
| 400 or more passing yards | at Purdue (420 • 9.7.19) |
| 200 or more rushing yards | vs. ETSU (220 • 11.23.19) |
| 300 or more rushing yards | vs. Tennessee State (358 • 10.22.16) |
| 400 or more rushing yards | vs. Presbyterian (410 • 9.15.12) |
| 40 points or more | at Arkansas (45 • 10.27.18) |
| Held opponent under 100 total yards | vs. Chattanooga (93 • 9.6.03) |
| Held opponent under 200 total yards | vs. ETSU (105 • 11.23.19) |
| Held opponent under 250 total yards | vs. ETSU (105 • 11.23.19) |
| Held opponent under 100 rushing yards | vs. ETSU (37 • 11.23.19) |
| Held opponent under 100 passing yards | vs. ETSU (68 • 11.23.19) |
| Shut out opponent..... | vs. ETSU (11.23.19) |

Opponent

| | |
|---|---|
| Three touchdowns | Eric Gray • Tennessee (3 • 11.30.19) |
| Four or more touchdowns | Ja'Marr Chase • LSU (4 • 9.21.19) |
| Three passing touchdowns | Kyle Trask • Florida (3 • 11.9.19) |
| Four or more passing touchdowns..... | Joe Burrow • LSU (6 • 9.21.19) |
| 200 or more passing yards | Kyle Trask • Florida (363 • 11.9.19) |
| 300 or more passing yards | Kyle Trask • Florida (363 • 11.9.19) |
| 400 or more passing yards | Elijah Sindelar • Purdue (509 • 9.7.19) |
| 70-yard completion | Sindelar-Moore • Purdue (70 • 9.7.19) |
| 100 or more rushing yards | Isaiah Spiller • Texas A&M (117 • 9.26.20) |
| 200 or more rushing yards | Eric Gray • Tennessee (246 • 11.30.19) |
| Three or more rushing touchdowns..... | Eric Gray • Tennessee (3 • 11.30.19) |
| 70-yard rush..... | Eric Gray • Tennessee (94 • 11.30.19) |
| 100 or more receiving yards..... | Bryan Edwards • South Carolina (139 • 11.2.19) |
| 200 or more receiving yards..... | Ja'Marr Chase • LSU (229 • 9.21.19) |
| Three or more touchdown receptions | Ja'Marr Chase • LSU (4 • 9.21.19) |
| Kickoff return for touchdown | Nyheim Hines • NC State (100 • 12.26.16) |
| Punt return for touchdown | Richaud Floyd • Missouri (74 • 11.18.17) |
| Interception return for touchdown | Brandon Lee • Missouri (42 • 11.18.17) |
| Fumble return for touchdown | Jonathan Greenard • Florida (80 • 11.9.19) |
| Three or more field goals made..... | Rodrigo Blankenship • Georgia (3 • 8.31.19) |
| 50-yard field goal..... | Rodrigo Blankenship • Georgia (50 • 8.31.19) |
| 70-yard punt | Ryan Janvion • Wake Forest (71 • 11.30.13) |
| 10 or more tackles..... | Buddy Johnson • Aaron Hansford • Texas A&M (11, 11 • 9.26.20) |
| Three or more tackles for loss | Nick Bolton • Missouri (3 • 10.19.19) |
| Two or more sacks | Aaron Sterling • South Carolina (2 • 11.2.19) |
| Two or more interceptions..... | Donovan Stiner • Florida (2 • 11.9.19) |
| Blocked punt | M. Baskerville • LSU (9.21.19) |
| Blocked punt returned for touchdown | M. Baskerville • LSU (9.21.19) |
| Blocked field goal..... | Sharrif Floyd • Florida (11.5.11) |
| Blocked PAT | D.J. Wonnun • South Carolina (10.28.17) |
| Safety..... | Marquis Haynes • Ole Miss (10.14.17) |
| 30 or more first downs | Kentucky (30 • 11.16.19) |
| 500 or more yards of total offense | Kentucky (528 • 11.16.19) |
| 300 or more passing yards | Florida (410 • 11.9.19) |
| 400 or more passing yards | Florida (410 • 11.9.19) |
| 200 or more rushing yards | Tennessee (297 • 11.30.19) |
| 300 or more rushing yards | Kentucky (401 • 11.16.19) |
| 400 or more rushing yards | Kentucky (401 • 11.16.19) |
| 40 points or more | Florida (56 • 11.9.19) |
| Held Vanderbilt under 200 total yards | Florida (128 • 11.9.19) |
| Held Vanderbilt under 100 rushing yards..... | Florida (51 • 11.9.19) |
| Held Vanderbilt under 100 passing yards | Florida (77 • 11.9.19) |
| Shut out Vanderbilt | Florida (11.9.19) |