


2 0 2 0 V A N D E R B I L T B A S E B A L L



Introduction

Contents

Quick Facts.....	3
Numerical Roster.....	4
Alphabetical Roster.....	5
Academic Roster.....	6
Position Roster.....	7
Geographic Roster.....	8
Staff.....	9-17
Student-Athletes.....	18-26
2019 Statistics.....	27-30
2019 Results.....	31
2019 SEC Recap.....	32
All-Time Coaching Records.....	33-34
Individual Records.....	35
Team Records.....	36
Single-Season Highs.....	37
Career Highs.....	38
Season-by-Season Leaders.....	40-41
Season-by-Season Team Statistics.....	42-43
Season-by-Season Results.....	44-60
Records vs. Opponents.....	61-62
SEC Tournament History.....	63
NCAA Tournament History.....	64
NCAA Regional History.....	65
NCAA Super Regional History.....	66
College World Series History.....	67
Hawkins Field Records.....	68
Commodore Honors.....	69-75
Drafted Commodores.....	76-77
Dores in the Majors.....	78-82
USA Baseball.....	83-84
2014 National Champions.....	85
2019 National Champions.....	86
All-Time Letter Winners.....	87-88

2020 Schedule

Feb. 14.....	vs. Michigan#.....	6 p.m.....	Scottsdale, Ariz.
Feb. 15.....	vs. UConn#.....	6 p.m.....	Scottsdale, Ariz.
Feb. 16.....	vs. Cal Poly#.....	3 p.m.....	Scottsdale, Ariz.
Feb. 18.....	South Alabama.....	4:30 p.m.....	Nashville, Tenn.
Feb. 19.....	South Alabama.....	4:30 p.m.....	Nashville, Tenn.
Feb. 21.....	Illinois-Chicago.....	4:30 p.m.....	Nashville, Tenn.
Feb. 22.....	Illinois-Chicago.....	2 p.m.....	Nashville, Tenn.
Feb. 23.....	Illinois-Chicago.....	1 p.m.....	Nashville, Tenn.
Feb. 25.....	Evansville.....	4:30 p.m.....	Nashville, Tenn.
Feb. 26.....	Saint Louis.....	4:30 p.m.....	Nashville, Tenn.
Feb. 28.....	Hawaii.....	4:30 p.m.....	Nashville, Tenn.
Feb. 29.....	Hawaii.....	2 p.m.....	Nashville, Tenn.
March 1.....	Hawaii.....	Noon.....	Nashville, Tenn.
March 3.....	Central Arkansas.....	4:30 p.m.....	Nashville, Tenn.
March 6.....	at UCLA.....	8 p.m.....	Los Angeles, Calif.
March 7.....	at USC.....	4 p.m.....	Los Angeles, Calif.
March 8.....	vs. TCU\$.....	Noon.....	Los Angeles, Calif.
March 11.....	Toledo.....	6:30 p.m.....	Nashville, Tenn.
March 13.....	Kentucky*.....	6:30 p.m.....	Nashville, Tenn.
March 14.....	Kentucky*.....	2 p.m.....	Nashville, Tenn.
March 15.....	Kentucky*.....	1 p.m.....	Nashville, Tenn.
March 17.....	vs. Belmont^.....	6:30 p.m.....	Nashville, Tenn.
March 20.....	at Tennessee*.....	5:30 p.m.....	Knoxville, Tenn.
March 21.....	at Tennessee*.....	11 a.m.....	Knoxville, Tenn.
March 22.....	at Tennessee*.....	11 a.m.....	Knoxville, Tenn.
March 24.....	vs. Lipscomb^.....	6:30 p.m.....	Nashville, Tenn.
March 27.....	Georgia*.....	6:30 p.m.....	Nashville, Tenn.
March 28.....	Georgia*.....	2 p.m.....	Nashville, Tenn.
March 29.....	Georgia*.....	1 p.m.....	Nashville, Tenn.
March 31.....	Tennessee Tech.....	6:30 p.m.....	Nashville, Tenn.
April 2.....	at LSU*.....	6 p.m.....	Baton Rouge, La.
April 3.....	at LSU*.....	7:30 p.m.....	Baton Rouge, La.
April 4.....	at LSU*.....	3 p.m.....	Baton Rouge, La.
April 7.....	Western Kentucky.....	6:30 p.m.....	Nashville, Tenn.
April 10.....	South Carolina*.....	6:30 p.m.....	Nashville, Tenn.
April 11.....	South Carolina*.....	2 p.m.....	Nashville, Tenn.
April 12.....	South Carolina*.....	11 a.m.....	Nashville, Tenn.
April 14.....	Indiana State.....	6:30 p.m.....	Nashville, Tenn.
April 17.....	at Ole Miss*.....	6:30 p.m.....	Oxford, Miss.
April 18.....	at Ole Miss*.....	2:30 p.m.....	Oxford, Miss.
April 19.....	at Ole Miss*.....	1:30 p.m.....	Oxford, Miss.
April 24.....	Alabama*.....	6:30 p.m.....	Nashville, Tenn.
April 25.....	Alabama*.....	7 p.m.....	Nashville, Tenn.
April 26.....	Alabama*.....	2 p.m.....	Nashville, Tenn.
April 28.....	Austin Peay.....	6:30 p.m.....	Nashville, Tenn.
May 1.....	at Missouri*.....	6:30 p.m.....	Columbia, Mo.
May 2.....	at Missouri*.....	2 p.m.....	Columbia, Mo.
May 3.....	at Missouri*.....	1 p.m.....	Columbia, Mo.
May 5.....	Louisville.....	6 p.m.....	Nashville, Tenn.
May 7.....	at Florida*.....	6 p.m.....	Gainesville, Fla.
May 8.....	at Florida*.....	5:30 p.m.....	Gainesville, Fla.
May 9.....	at Florida*.....	1 p.m.....	Gainesville, Fla.
May 12.....	Middle Tennessee.....	6:30 p.m.....	Nashville, Tenn.
May 14.....	Mississippi State*.....	6:30 p.m.....	Nashville, Tenn.
May 15.....	Mississippi State*.....	6:30 p.m.....	Nashville, Tenn.
May 16.....	Mississippi State*.....	2 p.m.....	Nashville, Tenn.
May 19-24.....	SEC Tournament%.....	TBA.....	Hoover, Ala.
May 29-31.....	NCAA Regionals.....	TBA.....	TBD
June 1.....	NCAA Regionals.....	TBA.....	TBD
June 5-8.....	NCAA Super Regionals.....	TBA.....	TBD
June 13-24.....	College World Series+.....	TBA.....	Omaha, Neb.

MLB4 Collegiate Baseball Tournament (Salt River Fields)

\$ Dodger Classic (Dedeaux Field)

^ First Tennessee Park

* Southeastern Conference game

% Hoover Met Stadium

+ TD Ameritrade Park

Quick Facts

General Information

Location.....	Nashville, Tenn.
Enrollment.....	6,861
Nickname.....	Commodores
Stadium (Capacity)	Charles Hawkins Field (3,626)
Dimensions.....	LF-310; CF-400; RF-330; Alleys-375
Founded.....	1873
Colors.....	Black and Gold
Conference	Southeastern (SEC)
Chancellor	Daniel Diermeier
Vice Chancellor, Athletics	Malcolm Turner
Sports Administrator	Phillip Brown
Department Phone.....	615.322.4727
Ticket Office Phone.....	615.322.3544

Media Information

Mailing Address	PO Box 120158 Nashville, TN 37212
Overnight Address.....	2601 Jess Neely Drive Nashville, TN 37212
Baseball Contact	Andrew Pate (Houston '13)
Office Phone	615.343.6811
Cell Phone.....	713.387.9119
Email	andrew.pate@vanderbilt.edu
Website	VUCommodores.com
Press Box Phone.....	615.320.0436

Coaches and Staff

Head Coach	Tim Corbin (Ohio Wesleyan '84)
Overall Record.....	846-492-1 (.632/22 seasons)
Record at Vanderbilt.....	740-354-1 (.676/17 seasons)
NCAA Appearances.....	15 (2004, 2006-19)
Office Phone.....	615.322.3716
Assoc. Head Coach.....	Scott Brown (SUNY-Cortland '99)
Assistant Coach	Mike Baxter (Vanderbilt '05)
Volunteer Assistant Coach.....	David Macias (Vanderbilt '08)
Baseball Operations.....	Brooks Webb (Birmingham Southern '11)
Player Development	Brandon Barak (Illinois '12)
Equipment Manager	Kevin Collins (Purdue '15)
Dir. of Sport Performance.....	Chris Ham (Illinois '05)
Athletic Trainer.....	Tracy Campbell (James Madison '08)
Video Coordinator.....	Josh Ruchotzke (Vanderbilt '17)
Administrative Assistant.....	Casey Stangel (Washington '17)
Managers	Sebastian Baca, Drew Baxley, Chase Casali, Jackson Kelley

History

All-Time Record.....	2356-1766-33 (121 seasons)
All-Time Conference Record.....	691-921-10 (72 seasons)
Conference Titles	7 (1973, '74, '80, '07, '11, '13, '19)
Conference Tournament Titles	3 (1980, '07, '19)
NCAA Tournament Appearances.....	17 (1973 '74, '80, '04, '06, '07, '08, '09, 2010, '11, '12, '13, '14, '15, '16, '17, '18, '19)
NCAA Tournament Record.....	68-40
NCAA Tournament Super Regional Appearances	9 (2004, '10, '11, '13, '14, '15, '17, '18, '19)
College World Series Appearances	4 (2011, '14, '15, '19)
National Championships.....	2 (2014, '19)

2019 Information

2019 Overall Record	59-12
Home: 28-5, Away: 13-4, Neutral: 18-3	
Southeastern Conference Record	23-7
Home: 12-3, Away: 11-4	
Conference Finish	1st east, 1st overall
Postseason Play	College World Series champions
Final Ranking.....	1st (CB), 1st (USA), 1st (NCBWA), 1st (BA), 1st (D1), 1st (PG)
Lettermen Returning/Lost.....	19/16
Position Starters Returning/Lost	3/6
Pitchers Returning/Lost.....	8/7
Newcomers.....	15

Numerical Roster

2	Harrison Ray	IF	R/R	6-0	200	Sr./3L	Longwood, Fla./Lake Brantley
3	Cooper Davis	OF	L/R	5-9	180	Jr./2L	Mississauga, Ontario/St. Aloysius Gonzaga
5	C.J Rodriguez	C	R/R	5-10	185	Fr./HS	Newport Beach, Calif./Mater Dei
6	Tate Kolwyck	IF	R/R	6-0	196	So./1L	Memphis, Tenn./Arlington
8	Isaiah Thomas	OF	R/R	6-2	200	So./1L	Palm Beach Gardens, Fla./The Benjamin School
9	Carter Young	IF	S/R	6-0	185	Fr./HS	Selah, Wash./Selah
10	T.J. McKenzie	IF	R/R	6-1	175	Fr./HS	Loxahatchee, Fla./The Benjamin School
11	Matt Hogan	OF	L/R	6-0	195	So./1L	Melville, N.Y./Half Hollow Hills East
12	Dominic Keegan	UTL	R/R	6-0	210	So./1L	Methuen, Mass./Central Catholic
16	Austin Martin	UTL	R/R	6-0	185	Jr./2L	Jacksonville, Fla./Trinity Christian Academy
18	Will Duff	UTL	R/R	5-11	190	Fr./HS	Springfield, Mo./Springfield Catholic
19	Troy Laneve	OF	L/R	6-0	205	Fr./HS	Pittsburgh, Pa./Pine Richland
20	Ty Duvall	C	L/R	5-11	200	Sr./3L	Lebanon, Ohio/Lebanon
21	Tyler Brown	RHP	R/R	6-4	220	Jr./2L	Ashland, Ohio/Olentangy Orange
22	Jack Leiter	RHP	R/R	6-0	195	Fr./HS	Summit, N.J./Delbarton School
25	Parker Noland	IF	L/R	6-1	195	Fr./HS	Knoxville, Tenn./Farragut
27	Ethan Smith	RHP	R/R	6-2	210	So./1L	Mt. Juliet, Tenn./Mt. Juliet
29	Nick Maldonado	RHP	R/R	6-1	210	Fr./HS	Short Hills, N.J./Seton Hall Prep
30	Sterling Hayes	IF	R/R	6-1	205	So./1L	San Diego, Calif./Francis Parker
32	Hugh Fisher	LHP	R/L	6-5	193	Jr./2L	Eads, Tenn./Briarcrest Christian
33	Erik Kaiser	RHP	R/R	6-5	220	Jr./2L	Waterloo, Ill./Waterloo
34	Spencer Jones	UTL	L/L	6-7	215	Fr./HS	Encinitas, Calif./La Costa Canyon
35	Chris McElvain	RHP	R/R	6-1	205	Fr./HS	Thompson Station, Tenn./Summit
39	Jake Eder	LHP	L/L	6-4	220	Jr./2L	Ocean Ridge, Fla./Calvary Christian Academy
40	Sam Hliboki	RHP	L/R	6-3	200	Fr./HS	Los Angeles, Calif./Harvard Westlake
42	Justyn-Henry Malloy	UTL	R/R	6-2	220	So./1L	Bergenfield, N.J./St. Joseph Regional
43	Michael Doolin	RHP	L/R	6-3	220	Fr./HS	Schererville, Ind./Andrean
44	Mason Hickman	RHP	R/R	6-6	230	Jr./2L	Hendersonville, Tenn./Pope John Paull II
45	Chance Huff	RHP	R/R	6-4	215	So./1L	Niceville, Fla./Niceville
49	Ryan Keenan	UTL	L/L	5-10	175	Fr./HS	Lighthouse Point, Fla./Calvary Christian Academy
50	Luke Murphy	RHP	R/R	6-5	185	R-Fr./HS	Cross Plains, Tenn./East Robertson
55	Maxwell Romero Jr.	C	L/R	6-1	210	Fr./HS	Miramar, Fla./Pembroke Pines Charter
66	Thomas Schultz	RHP	R/R	6-6	215	Fr./HS	Mount Carmel, Pa./Our Lady of Lourdes Regional
80	Kumar Rocker	RHP	R/R	6-5	255	So./1L	Athens, Ga./North Oconee

Head Coach: 4 Tim Corbin (Ohio Wesleyan '84) – 18th season at Vanderbilt
Associate Head Coach: 26 Scott Brown (SUNY-Cortland '99)
Assistant Coach: 24 Mike Baxter (Vanderbilt '05)
Volunteer Coach: 1 David Macias (Vanderbilt '08)
Strength and Conditioning Coach: Chris Ham (Illinois '05)
Director of Baseball Operations: Brooks Webb (Birmingham Southern '11)
Director of Player Development: Brandon Barak (Illinois '12)
Video Coordinator: Josh Ruchotzke (Vanderbilt '17)
Equipment Manager: Kevin Collins (Purdue '15)
Student Managers: Sebastian Baca, Drew Baxley, Chase Casali, Jackson Kelley

6	Kolwyck, Tate	COLE-wick
19	Laneve, Troy	luh-neve
39	Eder, Jake	EE-der
40	Hliboki, Sam	luh-BO-kee
80	Rocker, Kumar	KOO-mar
	Barak, Brandon	BARE-uck
	Mater Dei	mah-tur day
	Miramar, Fla.	MEER-uh-mar
	Ruchotzke, Josh	ruh-CHOT-skee
	Methuen, Mass.	meth-oo-en

Alphabetical Roster

21	Tyler Brown	RHP	R/R	6-4	220	Jr./2L	Ashland, Ohio/Olentangy Orange
3	Cooper Davis	OF	L/R	5-9	180	Jr./2L	Mississauga, Ontario/St. Aloysius Gonzaga
43	Michael Doolin	RHP	L/R	6-3	220	Fr./HS	Schererville, Ind./Andean
18	Will Duff	UTL	R/R	5-11	190	Fr./HS	Springfield, Mo./Springfield Catholic
20	Ty Duvall	C	L/R	5-11	200	Sr./3L	Lebanon, Ohio/Lebanon
39	Jake Eder	LHP	L/L	6-4	220	Jr./2L	Ocean Ridge, Fla./Calvary Christian Academy
32	Hugh Fisher	LHP	R/L	6-5	193	Jr./2L	Eads, Tenn./Briarcrest Christian
30	Sterling Hayes	IF	R/R	6-1	205	So./1L	San Diego, Calif./Francis Parker
44	Mason Hickman	RHP	R/R	6-6	230	Jr./2L	Hendersonville, Tenn./Pope John Paull II
40	Sam Hliboki	RHP	L/R	6-3	200	Fr./HS	Los Angeles, Calif./Harvard Westlake
11	Matt Hogan	OF	L/R	6-0	195	So./1L	Melville, N.Y./Half Hollow Hills East
45	Chance Huff	RHP	R/R	6-4	215	So./1L	Niceville, Fla./Niceville
34	Spencer Jones	UTL	L/L	6-7	215	Fr./HS	Encinitas, Calif./La Costa Canyon
33	Erik Kaiser	RHP	R/R	6-5	220	Jr./2L	Waterloo, Ill./Waterloo
12	Dominic Keegan	UTL	R/R	6-0	210	So./1L	Methuen, Mass./Central Catholic
49	Ryan Keenan	UTL	L/L	5-10	175	Fr./HS	Lighthouse Point, Fla./Calvary Christian Academy
6	Tate Kolwyck	IF	R/R	6-0	196	So./1L	Memphis, Tenn./Arlington
19	Troy Laneve	OF	L/R	6-0	205	Fr./HS	Pittsburgh, Pa./Pine Richland
22	Jack Leiter	RHP	R/R	6-0	195	Fr./HS	Summit, N.J./Delbarton School
29	Nick Maldonado	RHP	R/R	6-1	210	Fr./HS	Short Hills, N.J./Seton Hall Prep
42	Justyn-Henry Malloy	UTL	R/R	6-2	220	So./1L	Bergenfield, N.J./St. Joseph Regional
16	Austin Martin	UTL	R/R	6-0	185	Jr./2L	Jacksonville, Fla./Trinity Christian Academy
35	Chris McElvain	RHP	R/R	6-1	205	Fr./HS	Thompson Station, Tenn./Summit
10	T.J. McKenzie	IF	R/R	6-1	175	Fr./HS	Loxahatchee, Fla./The Benjamin School
50	Luke Murphy	RHP	R/R	6-5	185	R-Fr./HS	Cross Plains, Tenn./East Robertson
25	Parker Noland	IF	L/R	6-1	195	Fr./HS	Knoxville, Tenn./Farragut
2	Harrison Ray	IF	R/R	6-0	200	Sr./3L	Longwood, Fla./Lake Brantley
80	Kumar Rocker	RHP	R/R	6-5	255	So./1L	Athens, Ga./North Oconee
5	CJ Rodriguez	C	R/R	5-10	185	Fr./HS	Newport Beach, Calif./Mater Dei
55	Maxwell Romero Jr.	C	L/R	6-1	210	Fr./HS	Miramar, Fla./Pembroke Pines Charter
66	Thomas Schultz	RHP	R/R	6-6	215	Fr./HS	Mount Carmel, Pa./Our Lady of Lourdes Regional
27	Ethan Smith	RHP	R/R	6-2	210	So./1L	Mt. Juliet, Tenn./Mt. Juliet
8	Isaiah Thomas	OF	R/R	6-2	200	So./1L	Palm Beach Gardens, Fla./The Benjamin School
9	Carter Young	IF	S/R	6-0	185	Fr./HS	Selah, Wash./Selah

Head Coach: 4 Tim Corbin (Ohio Wesleyan '84) – 18th season at Vanderbilt
Associate Head Coach: 26 Scott Brown (SUNY-Cortland '99)
Assistant Coach: 24 Mike Baxter (Vanderbilt '05)
Volunteer Coach: 1 David Macias (Vanderbilt '08)
Strength and Conditioning Coach: Chris Ham (Illinois '05)
Director of Baseball Operations: Brooks Webb (Birmingham Southern '11)
Director of Player Development: Brandon Barak (Illinois '12)
Video Coordinator: Josh Ruchotzke (Vanderbilt '17)
Equipment Manager: Kevin Collins (Purdue '15)
Student Managers: Sebastian Baca, Drew Baxley, Chase Casali, Jackson Kelley

39	Eder, Jake	EE-der
40	Hliboki, Sam	luh-BO-kee
6	Kolwyck, Tate	COLE-wick
19	Laneve, Troy	luh-neve
80	Rocker, Kumar	KOO-mar
	Barak, Brandon	BARE-uck
	Mater Dei	mah-tur day
	Methuen, Mass.	meth-oo-en
	Miramar, Fla.	MEER-uh-mar
	Ruchotzke, Josh	ruh-CHOT-skee

Academic Roster

20	Ty Duvall	C	L/R	5-11	200	Sr./3L	Lebanon, Ohio/Lebanon
2	Harrison Ray	IF	R/R	6-0	200	Sr./3L	Longwood, Fla./Lake Brantley
21	Tyler Brown	RHP	R/R	6-4	220	Jr./2L	Ashland, Ohio/Olentangy Orange
3	Cooper Davis	OF	L/R	5-9	180	Jr./2L	Mississauga, Ontario/St. Aloysius Gonzaga
39	Jake Eder	LHP	L/L	6-4	220	Jr./2L	Ocean Ridge, Fla./Calvary Christian Academy
32	Hugh Fisher	LHP	R/L	6-5	193	Jr./2L	Eads, Tenn./Briarcrest Christian
44	Mason Hickman	RHP	R/R	6-6	230	Jr./2L	Hendersonville, Tenn./Pope John Paull II
33	Erik Kaiser	RHP	R/R	6-5	220	Jr./2L	Waterloo, Ill./Waterloo
16	Austin Martin	UTL	R/R	6-0	185	Jr./2L	Jacksonville, Fla./Trinity Christian Academy
30	Sterling Hayes	IF	R/R	6-1	205	So./1L	San Diego, Calif./Francis Parker
42	Justyn-Henry Malloy	UTL	R/R	6-2	220	So./1L	Bergenfield, N.J./St. Joseph Regional
11	Matt Hogan	OF	L/R	6-0	195	So./1L	Melville, N.Y./Half Hollow Hills East
45	Chance Huff	RHP	R/R	6-4	215	So./1L	Niceville, Fla./Niceville
12	Dominic Keegan	UTL	R/R	6-0	210	So./1L	Methuen, Mass./Central Catholic
6	Tate Kolwyck	IF	R/R	6-0	196	So./1L	Memphis, Tenn./Arlington
50	Luke Murphy	RHP	R/R	6-5	185	So./HS	Cross Plains, Tenn./East Robertson
80	Kumar Rocker	RHP	R/R	6-5	255	So./1L	Athens, Ga./North Oconee
27	Ethan Smith	RHP	R/R	6-2	210	So./1L	Mt. Juliet, Tenn./Mt. Juliet
8	Isaiah Thomas	OF	R/R	6-2	200	So./1L	Palm Beach Gardens, Fla./The Benjamin School
43	Michael Doolin	RHP	L/R	6-3	220	Fr./HS	Schererville, Ind./Andrean
18	Will Duff	UTL	R/R	5-11	190	Fr./HS	Springfield, Mo./Springfield Catholic
40	Sam Hliboki	RHP	L/R	6-3	200	Fr./HS	Los Angeles, Calif./Harvard Westlake
34	Spencer Jones	UTL	L/L	6-7	215	Fr./HS	Encinitas, Calif./La Costa Canyon
49	Ryan Keenan	UTL	L/L	5-10	175	Fr./HS	Lighthouse Point, Fla./Calvary Christian Academy
19	Troy Laneve	OF	L/R	6-0	205	Fr./HS	Pittsburgh, Pa./Pine Richland
22	Jack Leiter	RHP	R/R	6-0	195	Fr./HS	Summit, N.J./Delbarton School
29	Nick Maldonado	RHP	R/R	6-1	210	Fr./HS	Short Hills, N.J./Seton Hall Prep
10	T.J. McKenzie	IF	R/R	6-1	175	Fr./HS	Loxahatchee, Fla./The Benjamin School
35	Chris McElvain	RHP	R/R	6-1	205	Fr./HS	Thompson Station, Tenn./Summit
25	Parker Noland	IF	L/R	6-1	195	Fr./HS	Knoxville, Tenn./Farragut
5	CJ Rodriguez	C	R/R	5-10	185	Fr./HS	Newport Beach, Calif./Mater Dei
55	Maxwell Romero Jr.	C	L/R	6-1	210	Fr./HS	Miramar, Fla./Pembroke Pines Charter
66	Thomas Schultz	RHP	R/R	6-6	215	Fr./HS	Mount Carmel, Pa./Our Lady of Lourdes Regional
9	Carter Young	IF	S/R	6-0	185	Fr./HS	Selah, Wash./Selah

Position Roster

20	Ty Duvall	C	L/R	5-11	200	Sr./3L	Lebanon, Ohio/Lebanon
5	CJ Rodriguez	C	R/R	5-10	185	Fr./HS	Newport Beach, Calif./Mater Dei
55	Maxwell Romero Jr.	C	L/R	6-1	210	Fr./HS	Miramar, Fla./Pembroke Pines Charter
30	Sterling Hayes	IF	R/R	6-1	205	So./1L	San Diego, Calif./Francis Parker
6	Tate Kolwyck	IF	R/R	6-0	196	So./1L	Memphis, Tenn./Arlington
10	T.J. McKenzie	IF	R/R	6-1	175	Fr./HS	Loxahatchee, Fla./The Benjamin School
25	Parker Noland	IF	L/R	6-1	195	Fr./HS	Knoxville, Tenn./Farragut
2	Harrison Ray	IF	R/R	6-0	200	Sr./3L	Longwood, Fla./Lake Brantley
9	Carter Young	IF	S/R	6-0	185	Fr./HS	Selah, Wash./Selah
3	Cooper Davis	OF	L/R	5-9	180	Jr./2L	Mississauga, Ontario/St. Aloysius Gonzaga
11	Matt Hogan	OF	L/R	6-0	195	So./1L	Melville, N.Y./Half Hollow Hills East
19	Troy Laneve	OF	L/R	6-0	205	Fr./HS	Pittsburgh, Pa./Pine Richland
8	Isaiah Thomas	OF	R/R	6-2	200	So./1L	Palm Beach Gardens, Fla./The Benjamin School
18	Will Duff	UTL	R/R	5-11	190	Fr./HS	Springfield, Mo./Springfield Catholic
34	Spencer Jones	UTL	L/L	6-7	215	Fr./HS	Encinitas, Calif./La Costa Canyon
12	Dominic Keegan	UTL	R/R	6-0	210	So./1L	Methuen, Mass./Central Catholic
49	Ryan Keenan	UTL	L/L	5-10	175	Fr./HS	Lighthouse Point, Fla./Calvary Christian Academy
42	Justyn-Henry Malloy	UTL	R/R	6-2	220	So./1L	Bergenfield, N.J./St. Joseph Regional
16	Austin Martin	UTL	R/R	6-0	185	Jr./2L	Jacksonville, Fla./Trinity Christian Academy
21	Tyler Brown	RHP	R/R	6-4	220	Jr./2L	Ashland, Ohio/Olentangy Orange
43	Michael Doolin	RHP	L/R	6-3	220	Fr./HS	Schererville, Ind./Andreas
44	Mason Hickman	RHP	R/R	6-6	230	Jr./2L	Hendersonville, Tenn./Pope John Paull II
40	Sam Hliboki	RHP	L/R	6-3	200	Fr./HS	Los Angeles, Calif./Harvard Westlake
45	Chance Huff	RHP	R/R	6-4	215	So./1L	Niceville, Fla./Niceville
33	Erik Kaiser	RHP	R/R	6-5	220	Jr./2L	Waterloo, Ill./Waterloo
22	Jack Leiter	RHP	R/R	6-0	195	Fr./HS	Summit, N.J./Delbarton School
29	Nick Maldonado	RHP	R/R	6-1	210	Fr./HS	Short Hills, N.J./Seton Hall Prep
35	Chris McElvain	RHP	R/R	6-1	205	Fr./HS	Thompson Station, Tenn./Summit
50	Luke Murphy	RHP	R/R	6-5	185	R-Fr./HS	Cross Plains, Tenn./East Robertson
80	Kumar Rocker	RHP	R/R	6-5	255	So./1L	Athens, Ga./North Oconee
66	Thomas Schultz	RHP	R/R	6-6	215	Fr./HS	Mount Carmel, Pa./Our Lady of Lourdes Regional
27	Ethan Smith	RHP	R/R	6-2	210	So./1L	Mt. Juliet, Tenn./Mt. Juliet
39	Jake Eder	LHP	L/L	6-4	220	Jr./2L	Ocean Ridge, Fla./Calvary Christian Academy
32	Hugh Fisher	LHP	R/L	6-5	193	Jr./2L	Eads, Tenn./Briarcrest Christian

Geographic Roster

California (4)

30	Sterling Hayes	IF	R/R	6-1	205	So./1L	San Diego, Calif./Francis Parker
40	Sam Hliboki	RHP	L/R	6-3	200	Fr./HS	Los Angeles, Calif./Harvard Westlake
34	Spencer Jones	UTL	L/L	6-7	215	Fr./HS	Encinitas, Calif./La Costa Canyon
5	CJ Rodriguez	C	R/R	5-10	185	Fr./HS	Newport Beach, Calif./Mater Dei

Florida (8)

39	Jake Eder	LHP	L/L	6-4	220	Jr./2L	Ocean Ridge, Fla./Calvary Christian Academy
45	Chance Huff	RHP	R/R	6-4	215	So./1L	Niceville, Fla./Niceville
49	Ryan Keenan	UTL	L/L	5-10	175	Fr./HS	Lighthouse Point, Fla./Calvary Christian Academy
16	Austin Martin	UTL	R/R	6-0	185	Jr./2L	Jacksonville, Fla./Trinity Christian Academy
10	T.J. McKenzie	IF	R/R	6-1	175	Fr./HS	Loxahatchee, Fla./The Benjamin School
2	Harrison Ray	IF	R/R	6-0	200	Sr./3L	Longwood, Fla./Lake Brantley
55	Maxwell Romero Jr.	C	L/R	6-1	210	Fr./HS	Miramar, Fla./Pembroke Pines Charter
8	Isaiah Thomas	OF	R/R	6-2	200	So./1L	Palm Beach Gardens, Fla./The Benjamin School

Georgia (1)

80	Kumar Rocker	RHP	R/R	6-5	255	So./1L	Athens, Ga./North Oconee
----	--------------	-----	-----	-----	-----	--------	--------------------------

Illinois (1)

33	Erik Kaiser	RHP	R/R	6-5	220	Jr./2L	Waterloo, Ill./Waterloo
----	-------------	-----	-----	-----	-----	--------	-------------------------

Indiana (1)

43	Michael Doolin	RHP	L/R	6-3	220	Fr./HS	Schererville, Ind./Andean
----	----------------	-----	-----	-----	-----	--------	---------------------------

Massachusetts (1)

12	Dominic Keegan	UTL	R/R	6-0	210	So./1L	Methuen, Mass./Central Catholic
----	----------------	-----	-----	-----	-----	--------	---------------------------------

Missouri (1)

18	Will Duff	UTL	R/R	5-11	190	Fr./HS	Springfield, Mo./Springfield Catholic
----	-----------	-----	-----	------	-----	--------	---------------------------------------

New Jersey (3)

22	Jack Leiter	RHP	R/R	6-0	195	Fr./HS	Summit, N.J./Delbarton School
29	Nick Maldonado	RHP	R/R	6-1	210	Fr./HS	Short Hills, N.J./Seton Hall Prep
42	Justyn-Henry Malloy	UTL	R/R	6-2	220	So./1L	Bergenfield, N.J./St. Joseph Regional

New York (1)

11	Matt Hogan	OF	L/R	6-0	195	So./1L	Melville, N.Y./Half Hollow Hills East
----	------------	----	-----	-----	-----	--------	---------------------------------------

Ohio (2)

21	Tyler Brown	RHP	R/R	6-4	220	Jr./2L	Ashland, Ohio/Olentangy Orange
20	Ty Duvall	C	L/R	5-11	200	Sr./3L	Lebanon, Ohio/Lebanon

Ontario, Canada (1)

3	Cooper Davis	OF	L/R	5-9	180	Jr./2L	Mississauga, Ontario/St. Aloysius Gonzaga
---	--------------	----	-----	-----	-----	--------	---

Pennsylvania (2)

19	Troy Laneve	OF	L/R	6-0	205	Fr./HS	Pittsburgh, Pa./Pine Richland
66	Thomas Schultz	RHP	R/R	6-6	215	Fr./HS	Mount Carmel, Pa./Our Lady of Lourdes Regional

Tennessee (7)

6	Tate Kolwyck	IF	R/R	6-0	196	So./1L	Memphis, Tenn./Arlington
35	Chris McElvain	RHP	R/R	6-1	205	Fr./HS	Thompson Station, Tenn./Summit
32	Hugh Fisher	LHP	R/L	6-5	193	Jr./2L	Eads, Tenn./Briarcrest Christian
44	Mason Hickman	RHP	R/R	6-6	230	Jr./2L	Hendersonville, Tenn./Pope John Paull II
50	Luke Murphy	RHP	R/R	6-5	185	R-Fr./HS	Cross Plains, Tenn./East Robertson
25	Parker Noland	IF	L/R	6-1	195	Fr./HS	Knoxville, Tenn./Farragut
27	Ethan Smith	RHP	R/R	6-2	210	So./1L	Mt. Juliet, Tenn./Mt. Juliet

Washington (1)

9	Carter Young	IF	S/R	6-0	185	Fr./HS	Selah, Wash./Selah
---	--------------	----	-----	-----	-----	--------	--------------------

Head Coach Tim Corbin



The Corbin File

Career Record • 846-492-1 (23rd season)
Record at Vanderbilt • 740-354-1 (18th season)

Alma Mater • Ohio Wesleyan '84

Family • Wife, Maggie;
daughters, Molly and Hannah

Age • 58

The 2020 season is the 18th as head coach at Vanderbilt for Tim Corbin. During his tenure Corbin has turned the Commodores into a national power, leading Vanderbilt to two national championships in the last six seasons (2014, 2019).

In January, Corbin was inducted into the American Baseball Coaches Association Hall of Fame as part of the class of 2020. Corbin was among six individuals to be enshrined at the 76th annual ABCA Convention.

Vanderbilt posted an SEC-record 59 wins during its historic 2019 College World Series championship campaign. The Commodores captured the SEC regular season and tournament titles, becoming the first program to accomplish the feat outright since Vandy's 2007 program did so.

The Commodores set single-season records in home runs (100), RBIs (541), walks (339), runs (578) and strikeouts (765). For his efforts, Corbin was named American Baseball Coaches Association and Collegiate Baseball's coach of the year.

In June, Vanderbilt matched an SEC record with 13 players selected in the Major League Baseball Draft. Outfielder JJ Bleday became the ninth Vandy player to be selected in the top-10 in the Tim Corbin era.

The Commodores became the first school to reach the College World Series finals three times since the event moved to TD Ameritrade Park in 2011 and first to win multiple titles at the ballpark.

Right-hander Kumar Rocker etched his name into Commodore lore, becoming the first pitcher in NCAA Super Regional history to toss a no-hitter, doing so behind 19 strikeouts against Duke. The Athens, Georgia, product went on to be named freshman of the year by Baseball America and D1Baseball as well as the College World Series Most Outstanding Player. Rocker was among eight student-athletes to earn All-America status.

Vanderbilt reached the NCAA Tournament for the 13th straight year in 2018 and advanced to its seventh NCAA Super Regional in nine seasons. The Commodores set a program record and finished fifth nationally with a .981 fielding percentage. With 101 stolen bases, Vandy finished atop the SEC for the third time in six seasons.

The Dores won 10 of their final 14 games highlighted by three straight wins at the NCAA Clemson Regional while capturing the event for a second consecutive season. With the result, Vandy went on to host the Super Regionals for the first time since 2014.

Vanderbilt matched a national-best as four players were named to the 2018 Collegiate Baseball Freshman All-America team (Philip Clarke, Pat DeMarco, Mason Hickman and Austin Martin). Eight players were selected in the MLB Draft including a pair of third-round selections in Connor Kaiser and Reid Schaller.

The 2017 squad captured the program's fourth NCAA Regional title in five years, running off three victories in four days including an 8-0 statement victory to capture the event against host Clemson.

Following the season, Baseball America tabbed juniors Kyle Wright and Jeren Kendall All-America. Four days later, the duo was selected in the first round of the MLB Draft with the fifth pick and 23rd selection, respectively. In total, 15 Commodores have been selected in the first round since Corbin arrived to campus in 2003, including seven in the past four years.

Meanwhile, fresh off a phenomenal sophomore campaign, starting pitcher Patrick Raby became the 17th Commodore to play for USA Baseball's Collegiate National Team not including Corbin,

who coached the 2006 team to a 28-2-1 mark while winning the gold medal at the World University Championship in Cuba.

A young roster helped lead the 2016 Vanderbilt squad to a successful season in which the Commodores and Hawkins Field host NCAA Regionals for the fifth time in six seasons before finishing the year 43-19. The season came to an abrupt end in the NCAA Nashville Regional following the tragic death of freshman Donny Everett the night before the tournament began.

The Commodores were led by third-team All-Americans Jeren Kendall and Bryan Reynolds, who combined to drive in 116 runs, score 122 runs and hit 22 home runs – led by Reynolds' 13 homers. Three Vandy freshmen earned freshman All-America status with Alonzo Jones, Ethan Paul and Patrick Raby all earning the honor. Fellow freshman Connor Kaiser picked up All-SEC Freshman honors along with Paul.

Jordan Sheffield led the way for the Dores' pitching staff going 8-6 with a 3.01 ERA and 113 strikeouts over 101.2 innings en route to becoming the 13th first round pick under Corbin and 10th Vanderbilt pitcher to hear his name in the first round when the Los Angeles Dodgers tabbed him with the 36th overall pick. Fellow pitcher Ben Bowden followed quickly in the second round to the Colorado Rockies before Reynolds was selected later in the second round by San Francisco to give the Commodores three selections in the first two rounds of the MLB Draft. John Kilichowski, Jason Delay and Will Toffey were all selected to give Vanderbilt six players selected in the draft, marking the 10th straight year that at least five Commodores have been selected in the draft.

The 2015 Commodores marched back to the College World Series for the second straight year to give the program its first consecutive trips to Omaha. Vanderbilt finished as the national runner-up behind a 51-21 mark, making it the only program in the nation with three straight 50-win seasons.

The Dores rallied to win nine straight games, the team's longest winning streak of the season, in the NCAA Tournament to reach the CWS finals sweeping through the NCAA Nashville Regional in dominant fashion before toppling national seed Illinois on the road to reach Vanderbilt's third trip to the College World Series. Vanderbilt rolled through the NCAA Regional with wins over Lipscomb, Indiana and Radford. The 21-0 victory over Radford shattered the school record for margin of victory in the NCAA Tournament and matched the NCAA mark. The Commodores continued the roll in Illinois with a pair of dominating wins over the Illini to win the school's first road Super Regional. Back in Omaha for the third time in five years, the Commodores rolled through their half of the bracket with a come-from-behind victory over Cal State Fullerton and two wins over TCU. The Dores provided plenty of drama in the win over the Titans, winning on Jeren Kendall's walk-off home run for a 4-3 victory in the resumption of a suspended game. Vandy won its third straight game at TD Ameritrade Park via the home run in the team's first game against TCU with Zander Wiel's seventh inning solo homer scoring the only run of the game. Vanderbilt breezed into the championship series with a 7-1 victory in the rematch against the Horned Frogs three days later. Vanderbilt claimed the opening game against Virginia 5-1 behind a dominant Carson Fulmer start with the right-hander turn in 7.2 scoreless innings in his final start as a Commodore.

Dansby Swanson and Fulmer led the team in their final season in black and gold earning first-team All-America honors with Swanson picking up National Player of the Year honors from D1Baseball.com and Perfect Game. Fulmer was named National Pitcher of the Year with Swanson earned the Brooks Wallace Award as the nation's top shortstop. The duo also became the second pair of Vanderbilt teammates and the fourth in the history of the Golden Spikes to be finalists in the same year joining Price and Pedro Alvarez from 2007. Corbin has coached three different pairs of teammates to be finalists for the Golden Spikes with the four Vanderbilt players joining Clemson's Khalil Green and Jeff Baker. Fulmer became the third Vanderbilt pitcher to pick up SEC Pitcher of the Year honors after becoming just the fourth pitcher in the league's history to win the pitching triple crown, leading the nation's premier league in wins, ERA and strikeouts. Freshmen Will Toffey, Jeren Kendall and Kyle Wright were consensus freshman All-America.

Three Commodores were selected in the first round of the MLB Draft, another program first, with Swanson, Fulmer and Walker Buehler all joining a growing group of Vanderbilt first round picks. Swanson became the second Commodore to hear his name called first with the Arizona Diamondbacks taking him No. 1 overall. Vanderbilt is one of two colleges to have multiple top picks with Price and Swanson. Fulmer was taken eighth overall by the Chicago White Sox and Buehler 24th overall by the Los Angeles Dodgers. Fulmer and Buehler became the eighth and ninth Vanderbilt pitchers under Corbin to be selected in the first round joining Jeremy Sowers (6th overall, Cleveland 2004), Price (1st overall, Tampa Bay 2007), Casey Weathers (8th overall, Colorado 2007), Mike Minor (7th overall, Atlanta 2009), Sonny Gray (18th overall, Oakland 2011), Grayson Garvin (59th overall, Tampa Bay 2011) and Tyler Beede (14th overall, San Francisco).

Head Coach Tim Corbin

Vanderbilt finished off the school's second national championship and first men's title with a dramatic 3-2 victory over Virginia in the finals of the College World Series to cap a 51-21 season in 2014. The Vanderbilt skipper was named the consensus National Coach of the Year. Corbin's Commodores rose to the occasion in the postseason sweeping through the Nashville Regional with wins over Xavier and Oregon before taking down Stanford in three games of the Super Regional to advance to Vanderbilt's second College World Series in school history. Hawkins Field hosted NCAA Regionals and Super Regionals for the third time in four years. In Omaha, Corbin continued to push the Commodores with wins over rival Louisville in the first round and comeback win over UC Irvine. Vanderbilt reached the championship series with a dramatic, walk-off win over Texas on Tyler Campbell's bases loaded, infield single. The team sealed the national title in the third game thanks to an eighth inning, solo homer from John Norwood and clutch pitching from Adam Ravenelle. The final victory in Omaha gave the Commodores a 10-3 record in the NCAA Tournament.

Corbin reached two more milestones during the regular season with his 500th victory at Vanderbilt, a 5-1 victory at Missouri on May 3, 2014, and his 600th career victory with a win at Arkansas on April 19, 2014.

Vanderbilt's middle infield of Swanson and Vince Conde led the way much of the season with the duo earning first team All-SEC honors. Both garnered All-America honors along with freshmen Bryan Reynolds and Hayden Stone, who picked up freshman All-America status. Fulmer was picked as a second team All-SEC and All-Defense team member by the league's coaches. Over the summer the Commodores pulled off another program first with four players – Swanson, Fulmer, Bryan Reynolds and Buehler – suiting up for USA Baseball's Collegiate National Team, matching the Collegiate National Team's record for players from one school.

Tyler Beede became the ninth player under Corbin to be drafted in the first round of the MLB Draft in June when the San Francisco Giants picked Beede with the 14th overall selection.

For the second time in his career Corbin was named the SEC Coach of the Year by the league's coaches after the Commodores posted one of the best seasons in school history in 2013. The Commodores matched a school record with a 54-12 mark and smashed the Southeastern Conference record, finishing the conference slate an amazing 26-3. Vanderbilt won every series during the regular season, including nine series sweeps. The squad outscored opponents by an average of 8.2-3.9 runs per game with the pitching staff turning in a sub 3.00 ERA for the second time in three seasons.

The Commodores' SEC regular season championship was the team's second in three years and third under Corbin. For the fourth time in five years the Commodores played in the SEC Tournament championship and made their eighth straight NCAA Tournament while hosting regionals for the third time and super regionals for the second time.

Five Commodores earned All-American honors led by first-team All-Americans Tony Kemp and Beede. Kemp became just the second Commodore in history to be named SEC Player of the Year and just the third in league history to win both Freshman of the Year and Player of the Year awards in his career. Over the summer, Beede pitched for Team USA to become the 12th Vanderbilt player to don the stars and stripes.

The 2012 Commodores overcame a slow start to post the team's seventh straight trip to the postseason. The Commodores finished the season as one of the hottest teams in the nation winning four consecutive SEC series, including series victories over No. 3 Kentucky and No. 4 LSU. Vanderbilt rolled into the SEC Tournament having won 12 of the last 15 regular season games. Corbin guided the Commodores to the tournament championship game for the sixth time in nine trips, losing to a red-hot Mississippi State team. Vanderbilt made the NCAA Tournament with a trip to the Raleigh Regional finishing runner-up to host NC State to end the season 35-28.

For the second consecutive season, the Commodores' freshman class was tabbed the nation's best by Baseball America, becoming the first school in the poll's 13-year history to post back-to-back top classes. Vanderbilt's 2012 freshman class was the unanimous top class, also picking up the honor from Collegiate Baseball. Since Corbin's arrival in 2003, Vanderbilt has earned three top-ranked recruiting classes (2005) and is the only school in the nation to have more than two top classes.

In 2012, one of Corbin's prize pupils, Price, was named the American League Cy Young Award winner. Price was the top overall pick by Tampa Bay in 2007 after a stellar career at Vanderbilt. The southpaw went 20-5 with a 2.56 ERA and 205 strikeouts over 211 innings for the Rays to become the first Commodore to win the Cy Young.

The Commodores' magical run to Omaha featured several school records equaled or passed. Vanderbilt won 54 games to match the school record set in 2007 and set the SEC record with 12

players selected in the Major League Baseball draft. Hawkins Field hosted the NCAA Regional round for just the second time in history and Super Regionals for the first time with the Commodores sweeping through both rounds en route to the College World Series. Individual awards supplemented the team's success with Grayson Garvin earning SEC Pitcher of the Year and Kemp picking up SEC Freshman of the Year honors. Garvin became the second Vanderbilt pitcher to earn the prestigious league award joining Price, while Kemp is the second Commodore to be named the league's freshman of the year along with Pedro Alvarez. All four awards have come under Corbin's watch. Sonny Gray, Jason Esposito, Aaron Westlake and Garvin all garnered All-American honors with Kevin Ziomek, T.J. Pecoraro, Conrad Gregor and Kemp being named Freshmen All-American.

The 2010 Commodores racked up the second-most wins in school history finishing the year with a 46-20 mark, eventually falling at Florida State in the third game of the Super Regional. In order to get to Florida State the team advanced out of the Louisville regional, a place where the Commodores' 2009 season ended. During the regular season, Corbin led the Commodores to a 16-12 mark, good enough for third in the Southeastern Conference East Division behind Florida and eventual national champion South Carolina.

In 2009, Corbin took a young squad with seven new offensive starters and molded them into a team that finished with a 37-27 record and runner-up finishes in the SEC tournament and the NCAA Louisville Regional. The 2009 draft featured six Commodores selected, highlighted by junior pitcher Mike Minor's selection with the seventh overall pick by the Atlanta Braves. His selection marked the fifth time in the last three seasons a Vanderbilt student-athlete has been picked in the first round.

In 2008, Corbin guided the Commodores to their second straight 40-win season (41-22) and third consecutive appearance in the NCAA tournament. The Commodores battled through the first half of the season without the services of Preseason Player of the Year Pedro Alvarez and managed to record road sweeps over Mississippi State and Tennessee for the first time in school history.

The 2008 draft had eight Commodores selected, highlighted by Pedro Alvarez who was taken with the second overall pick by the Pittsburgh Pirates. Vanderbilt became the first school in draft history to have the first overall pick (Price in 2007) and second overall pick in consecutive drafts.

In 2007, Corbin guided the Commodores to their best season ever, finishing with a school-record 54 wins. The team also achieved a No. 1 national ranking for the first time in school history and held that honor for 13 of 15 weeks during the regular season.

Vanderbilt also swept through the SEC, winning both the regular season and tournament crown for the first time ever, and it marked the first time an SEC team had done it since 1996. The team lost only one conference series the entire season against SEC West Division winner Arkansas in Fayetteville and avenged the series loss by defeating the Razorbacks in the SEC tournament title game.

The conference recognized Corbin for the work he had done, naming him SEC Coach of the Year. Corbin also picked up co-National Coach of the Year honors from College Baseball Insider and regional Coach of the Year honors by the American Baseball Coaches Association.

The Commodores hosted their first NCAA Regional as the No. 1 national seed and arrived as a power in college baseball. Corbin's success and methods of running the Vanderbilt program has earned him respect among the college and international baseball communities. In the summer of 2006 he managed the USA Baseball National Team to a 28-2-1 record that culminated with a gold medal finish at the International University Sports Federation World University Championship in Havana, Cuba. The .919 winning percentage set a national team high and garnered special recognition by the United States Olympic Committee.

In 2006, he led a youthful Commodore squad to a 38-27 record and sixth-place finish in the rugged SEC. The team was the youngest team in the league, with seven everyday starters being freshmen or sophomores. For the second time in three seasons, Corbin guided the team to the SEC championship game and the young squad also gained valuable NCAA experience after advancing to the championship round of the Atlanta Regional. The team posted impressive series wins over College World Series participant Georgia, Super Regional participants South Carolina and Ole Miss, and took series on the road against Florida and LSU. The team handed LSU its worst conference loss at home in school history.

In 2005, Corbin directed the squad to its second consecutive 30-win season, an achievement that had not been done in over 15 years. The campaign was highlighted with series wins over Alabama, Mississippi, South Carolina and College World Series participant Tennessee.

In 2004, Corbin not only directed the Commodores to their first NCAA Tournament appearance

Head Coach Tim Corbin

in 24 years, but their first-ever Super Regional as they swept through the Charlottesville Regional with victories over George Mason, Princeton and host Virginia. In the Super Regional, they fell to the eventual national runner-up, Texas, still carved out a piece of history as the first team in NCAA baseball history to make it that far one year after finishing with a sub-.500 record. Vanderbilt racked up 45 wins, was the only team to rank among the SEC's top five in earned run average (first), batting average (fourth) and fielding percentage (first) and finished with a .703 winning percentage, third-best in the highly competitive conference, which sent nine schools to the NCAA Tournament. The Commodores' school-record .978 fielding percentage was second in the nation, and their 30 error-free games were 11 more than the previous season.

His first Vanderbilt team in 2003 finished 27-28 overall and 14-16 in the SEC, good enough for second in the Eastern Division. It earned a conference tournament berth with a season-ending sweep of Tennessee capped by a dramatic ninth-inning rally in the series finale. The overall and conference victory totals were the most by a first-year Vanderbilt coach and made more impressive by the fact that the Commodores were 12-5 in one-run games. That squad set then school records for fielding percentage (.972), fewest errors in a season (60), most saves in a season (15) and fewest walks allowed in a season (168). The team notched series victories over nationally-ranked conference foes LSU, Auburn and Florida, each among the top 15 at the time. On May 6, 2003, Vanderbilt recorded the first perfect game in school history, which was a collective effort. Four different pitchers contributed to the 4-0 victory over Western Kentucky.

In addition to the on field successes, the baseball program itself has had significant upgrades to the facilities with a new fieldhouse, complete with new locker rooms for players, coaches and Commodore alums playing professional baseball. Also included are coach's offices, a classroom that overlooks Hawkins Field and a new weight room.

In 2009, permanent seats in the outfield pushed Hawkins Field seating capacity to double the amount when Corbin arrived in 2003. These upgrades reinforced the excitement and commitment made to the baseball program due to the successes Corbin achieved. In the latest facility improvement the playing surface at Hawkins Field was replaced during the summer of 2012 with a synthetic surface. The timing of the change to turf was perfect as the Commodores played multiple games in bad weather during the 2013 season.

Corbin, along with his coaching staff's recruiting efforts paid off in 2005, 2011 and 2012 as each recruiting class was labeled the nation's best by Baseball America.

Before Corbin was hired as the 21st coach in program history, Vanderbilt had not earned a spot in the conference tournament in a decade but made the post-season tournament in 2004. During the 2004 regular season, Vanderbilt swept a series against Mississippi State for the first time. It was one of three conference whitewashes and one of five series wins in all. His efforts earned him the 2004 Vanderbilt Coach of the Year award and a nomination for the Nashville Sports Council's Sports Person of the Year. Plus, a school-record five players were named to the SEC All-Tournament team, five players were drafted on the first day and seven Vanderbilt players in all were chosen in the Major League Baseball Draft, topped by No. 6 overall pick, Jeremy Sowers.

Corbin came to Vanderbilt following nine seasons as an assistant coach at baseball power Clemson. During his time there (1994-2002), the Tigers had more victories than all but four programs. Clemson won more than 71-percent (434 wins, 172 losses) of its games, captured two Atlantic Coast Conference regular season titles, made nine appearances in the NCAA Tournament and reached the College World Series four times (1995, 1996, 2000 and 2002). The Tigers ended the 2002 season with their ninth consecutive top-25 finish and sixth top 10-finish since 1994. Corbin was promoted twice during his tenure. He received the title of assistant head coach in 1998 and in September 2001 became associate head coach and recruiting coordinator. He crafted a national reputation as one of the most respected assistant coaches in the country while helping produce nine straight top-25 ranked recruiting classes. His on-field work with outfielders and hitters helped 20 Clemson players earn All-America honors and 36 drafted to play professional baseball.

Corbin's dedication and attention to detail caught the eye of the national baseball publication Baseball America on numerous occasions. In 1997, it touted the Clemson coaching staff as one of the top five "College Recruiting Staffs" in the country. It later tabbed the 1999 Tiger freshman class as No. 1 nationally. In 2000, Baseball America and the American Baseball Coaches Association named Corbin its National Assistant Coach of the Year. Also in 2000, Southern California head coach Mike Gillespie served as skipper of the USA Baseball team and chose Corbin as an assistant for his staff. That group guided the Americans to a gold-medal finish at the World Championships in the Netherlands, and that team set a national program record for best winning percentage (.900).

Prior to his tenure at Clemson, Corbin was head coach at Presbyterian College for six seasons beginning in 1988. There he restarted a baseball program that had been dormant for several

years. He directed Presbyterian College from NAIA to NCAA Division II status and had a 106-138 overall record. Along the way, the Blue Hose made three consecutive appearances in the South Atlantic playoffs (1991-93), and Corbin earned South Atlantic Coach of the Year honors in 1990.

Vanderbilt – 2003-present (Head Coach) • Corbin's record of 740-354-1 (.676) is first all-time in wins at Vanderbilt and first in winning percentage for coaches with 100-plus games ... Boasts a career record of 846-492-1 (.632) ... Has led Vanderbilt to 14 consecutive NCAA Tournament appearances, matching Arkansas's Dave Van Horn (2003-15) for the longest in SEC history ... Helped Vanderbilt to four College World Series appearances including three trips to the finals and two national championships ... Since taking over in 2003, 48 players have been named All-America including 14 who have received first-team All-America recognition ... Tutored 28 freshman All-Americans and 24 future MLB players.

Team USA – 2006 (Head Coach) • Guided National Team to its then-best record, finishing 28-2-1 (.919) ... Club became first Team USA contingent to win a tournament on Cuban soil ... Team hit .300 while pitching staff sported a 1.24 ERA and 10 shutouts.

Clemson – 2001-02 (Associate Head Coach) • Helped Clemson to its ninth consecutive top-25 finish during 2002 College World Series run ... During his tenure with the Tigers, the program won more than 71% (434 wins, 172 losses) of its games, captured two Atlantic Coast Conference regular season titles, made nine appearances in the NCAA Tournament and reached the College World Series four times (1995, 1996, 2000 and 2002) ... His on-field work with outfielders and hitters helped 20 student-athletes earn All-America honors and 36 play professional baseball.

Clemson – 1998-01 (Assistant Head Coach) • Named national assistant coach of the year in 2000 by Baseball America and the American Baseball Coaches Association ... Helped Clemson reel in nation's No. 1 recruiting class in 1999 ... Part of 2000 College World Series squad.

Team USA – 2000 (Assistant Coach) • Served on USC head coach Mike Gillespie's staff, helping Team USA capture the gold medal at the World Championships in the Netherlands while posting a national program record for winning percentage (.900).

Clemson – 1994-98 (Assistant Coach) • Part of Tiger staff recognized as top-five "college recruiting staffs" in the country by Baseball America in 1997.

Presbyterian – 1988-93 (Head Coach) • Restarted program that was dormant for several years ... Directed Presbyterian from NAIA to NCAA Division II status ... Posted 106-138 record ... Blue Hose made three consecutive South Atlantic playoffs (1991-93) ... Named South Atlantic Coach of the Year in 1990.

Wofford – 1987 (Assistant Coach)

Ohio State – 1985-86 (Graduate Assistant)

Student-Athletes and Recruits Drafted Under Corbin

2019		
JJ Bleday, OF	MIA	1st Round (4th overall)
Anthony Volpe, SS	NYY	1st Round (30th overall)
Kendall Williams, RHP	TOR	2nd Round
Trejyn Fletcher, OF	STL	2nd Round
Drake Fellows, RHP	SD	6th Round
Philip Clarke, C	TOR	9th Round
Ethan Paul, SS	PIT	9th Round
Stephen Scott, OF	BOS	10th Round
Zach King, LHP	MIA	13th Round
Jackson Gillis, LHP	MIL	13th Round
Joe Gobillot, LHP	TB	16th Round
AJ Franklin, LHP	KC	17th Round
Patrick Raby, RHP	CIN	17th Round
Pat DeMarco, OF	NYY	17th Round
Jack Leiter, RHP	NYY	20th Round
Ty Duvall, C	OAK	25th Round
Parker Noland, 3B	MIA	31st Round
Spencer Jones, OF	LAA	31st Round
Julian Infante, 1B	MIA	36th Round
Maxwell Romero Jr., C	CIN	38th Round
T.J. McKenzie, SS	STL	39th Round

2018		
Ryan Weathers, LHP	SD	1st Round (7th overall)
Ethan Hankins, RHP	CLE	1st Round (35th overall)
Xavier Edwards, SS	SD	CBA, 38th pick
Will Banfield, C	MIA	CBB, 69th pick
Connor Kaiser, SS	PIT	3rd Round
Ryder Green, OF	NYY	3rd Round
Reid Schaller, RHP	WAS	3rd Round
Chandler Day, RHP	WAS	7th Round
Brett Hansen, RHP	HOU	38th Round
Nick Northcut, 3B	BOS	11th Round
Maddux Conger, RHP	DET	22nd Round
Justin Wilson, RHP	RHP	23rd Round
Alonzo Jones, OF	OAK	25th Round
Ethan Paul, SS	PIT	26th Round
Stephen Scott, OF	MIA	31st Round
Austin Becker, RHP	TEX	37th Round
Kumar Rocker, RHP	COL	38th Round
Isaiah Thomas, OF	COL	39th Round

2017		
Kyle Wright, RHP	ATL	1st Round (5th overall)
Jeren Kendall, OF	LAD	1st Round (23rd overall)
Will Toffey, 3B	OAK	4th Round
Jason Delay, C	PIT	4th Round
Collin Snider, RHP	KC	12th Round
Reed Hayes, RHP	BAL	13th Round
Matt Ruppenthal, RHP	HOU	17th Round
Pat DeMarco	NYY	24th Round
Cooper Davis	OF	25th Round
Tyler Brown, RHP	CIN	26th Round
Jake Eder, LHP	NYM	34th Round
Ro Coleman, OF	DET	34th Round

2016		
Ian Anderson, RHP	ATL	1st Round (3rd overall)
Braxton Garrett, LHP	MIA	1st Round (7th overall)
Jordan Sheffield, RHP	LAD	1st Round (36th overall)
Ben Bowden, LHP	COL	2nd Round
Bryan Reynolds, OF	SF	2nd Round
Thomas Jones, OF	MIA	3rd Round
Jason Delay, C	SF	11th Round
John Kilichowski, LHP	STL	11th Round
Kobie Taylor, OF	TEX	15th Round
Will Toffey, 3B	BAL	25th Round

2015		
Dansby Swanson, SS	ARI	1st Round (1st overall)
Carson Fulmer, RHP	CHW	1st Round (8th overall)
Walker Buehler, RHP	LAD	1st Round (24th overall)
Nolan Watson, RHP	KC	1st Round (33rd overall)
Triston McKenzie, RHP	CLE	1st Round (42nd overall)
Bryce Denton, 3B	STL	2nd Round
Philip Pfeifer, LHP	LAD	3rd Round
Rhett Wiseman, OF	WAS	3rd Round
Darryl Wilson, OF	CHC	4th Round
Tyler Ferguson, RHP	TEX	6th Round
Zander Wiel, 1B	MIN	12th Round
Reggie Pruitt, OF	TOR	24th Round
Donny Everett, RHP	MIL	29th Round
Chandler Day, RHP	CLE	30th Round
Alonzo Jones, SS	CHC	36th Round
John Kilichowski, LHP	CHC	39th Round

2014		
Tyler Beede, RHP	SF	1st Round (14th overall)
Touki Toussaint, RHP	ARI	1st Round (16th overall)
Justus Sheffield, LHP	CLE	1st Round (31st overall)
Cody Reed, LHP	ARI	2nd Round
Adam Ravenelle, RHP	DET	4th Round
Dylan Cease, RHP	CHC	6th Round
Vince Conde, SS	NYY	9th Round
Jared Miller, LHP	ARI	11th Round
Brian Miller, RHP	TB	15th Round
Will Toffey, 3B	NYY	23rd Round
Jeren Kendall, OF	BOS	30th Round

2013		
Kevin Ziomek, LHP	DET	2nd Round
Conrad Gregor, 1B	HOU	4th Round
Tony Kemp, 2B	HOU	5th Round
Connor Harrell, OF	DET	7th Round
Spencer Navin, C	LAD	11th Round
Jordan Sheffield, RHP	BOS	13th Round
Mike Yastrzemski, OF	BAL	14th Round
Aubrey McCarty, INF/P	SF	35th Round
Ro Coleman, INF	CWS	40th Round

2012		
Matt Olson, 1B	OAK	1st Round (47th overall)
Collin Wiles, RHP	TEX	1st Round (53rd overall)
Sam Selman, LHP	KC	2nd Round
Drew VerHagen, RHP	DET	4th Round
Anthony Gomez, SS	MIA	6th Round
Walker Buehler, RHP	PIT	14th Round
Carson Fulmer, RHP	BOS	15th Round
Will Clinard, RHP	DET	19th Round
Rhett Wiseman, OF	CWS	25th Round
Mike Yastrzemski, OF	SEA	30th Round
Connor Harrell, OF	DET	31st Round
Xavier Turner, 3B	BOS	34th Round
Pat Delano, RHP	BOS	35th Round
Dansby Swanson, SS	COL	38th Round
Tyler Ferguson	SF	40th Round

2011		
Sonny Gray, RHP	OAK	1st Round (18th overall)
Tyler Beede, RHP	TOR	1st Round (21st overall)
Kevin Comer, RHP	TOR	1st Round (57th overall)
Grayson Garvin, LHP	TB	1st Round (59th overall)
Jason Esposito, 3B	BAL	3rd Round
Jack Armstrong, RHP	HOU	3rd Round
Aaron Westlake, 1B	DET	3rd Round
Corey Williams, LHP	MIN	3rd Round
Taylor Hill, RHP	WAS	6th Round
Mark Lamm, RHP	ATL	6th Round

Curt Casali, C	DET	10th Round
Shawon Dunston Jr., OF	CHC	11th Round
John Norwood, OF	TOR	12th Round
Navery Moore, RHP	ATL	14th Round
Will Clinard, RHP	MIN	30th Round
Philip Pfeifer, LHP	TEX	44th Round
Adam Ravenelle, RHP	NYY	44th Round
Nevin Wilson, LHP	PHI	44th Round
Joe Loftus, OF	ARI	46th Round

2010		
Drew Hayes, RHP	CIN	11th Round
Kevin Ziomek, LHP	ARI	13th Round
Aaron Westlake, 1B/OF	TOR	22nd Round
Taylor Hill, RHP	CLE	30th Round
Russell Brewer, RHP	COL	31st Round
Andrew Giobbi, C	SEA	32nd Round
Joel McKeithan, SS	COL	39th Round
Conrad Gregor, 1B/OF	CWS	40th Round
Chase Reid, RHP	STL	41st Round
Robert Hansen, RHP	STL	45th Round
T.J. Pecoraro, RHP	HOU	48th Round

2009		
Mike Minor, LHP	ATL	1st Round (7th overall)
Caleb Cotham, RHP	NYY	5th Round
Nick Christiani, RHP	CIN	13th Round
Sam Selman, LHP	LAA	14th Round
Steven Liddle, OF	MIN	15th Round
Drew Hayes, RHP	SEA	22nd Round
Regan Flaherty, INF/OF	SEA	28th Round
Michael Yastrzemski, OF	BOS	36th Round
Jonathan White, OF	ARI	40th Round

2008		
Pedro Alvarez, 3B	PIT	1st Round (2nd overall)
Ryan Flaherty, SS	CHC	1st Round (41st overall)
Brett Jacobson, RHP	DET	4th Round
Ryan Westmoreland, OF	BOS	5th Round
Jason Esposito, SS	KC	7th Round
Dominic de la Osa, OF	MIN	11th Round
David Macias, OF	CHC	19th Round
Shea Robin, C	HOU	20th Round
Navery Moore, RHP	BOS	26th Round
Sonny Gray, RHP	CHC	27th Round
Matt Marquis, OF	BOS	28th Round
Joe Loftus, 3B	MIN	29th Round
Nick Christiani, RHP	CLE	32nd Round
Jack Armstrong, RHP/1B	TEX	36th Round
Will Clinard, RHP	LAD	37th Round
Alex Feinberg, 2B	COL	43rd Round
Grayson Garvin, LHP	HOU	45th Round

2007		
David Price, LHP	TB	1st Round (1st overall)
Casey Weathers, RHP,	COL	1st Round (8th overall)
Dominic de la Osa, INF/OF	DET	10th Round
Cody Crowell, LHP	TOR	14th Round
Ty Davis, RHP	ARI	22nd Round
Tyler Rhoden, RHP	CIN	22nd Round
Jonathan White, OF	MIL	24th Round
Stephen Shao, LHP	COL	26th Round
Kellen St. Luce, LHP	FLA	37th Round
Chase Reid, RHP	MIL	42nd Round
Sean Bierman, LHP	CIN	42nd Round
Joey Manning, OF	PHI	47th Round

2006		
Mike Minor, LHP	TB	13th Round
Matt Buschmann, RHP	SD	15th Round

Student-Athletes and Recruits Drafted Under Corbin

Brian Hernandez, C	SD	19th Round
Casey Weathers, RHP	DET	25th Round
Greg Moviell, LHP	SEA	26th Round

2005

Kyler Burke, OF	SD	1st Round (35th overall)
Jensen Lewis, RHP	CLE	3rd Round
Ryan Mullins, LHP	MIN	3rd Round
Mike Baxter, 1B	SD	4th Round
Jeff Sues, RHP	PIT	5th Round
Ryan Rote, RHP	CWS	5th Round
Brett Jacobson, RHP	ARI	11th Round
Pedro Alvarez, 3B	BOS	14th Round
Warner Jones, INF	DET	17th Round
Tony Mansolino, INF	PIT	26th Round
Antoan Richardson, OF	SF	35th Round
Bobby Kennedy, LHP	PHI	39th Round
Kurt Lipton, OF	SF	40th Round
Diallo Fon, OF	NYN	49th Round

2004

Jeremy Sowers, LHP	CLE	1st Round (6th overall)
Kyle Waldrop, RHP	MIN	1st Round (25th overall)
Cesar Nicolas, 1B/DH	ARI	5th Round
Ryan Klosterman, SS	TOR	5th Round
Antoan Richardson, OF	ARI	13th Round
Jeff Sues, RHP	CLE	14th Round
David Price, LHP	LAD	19th Round
Jonathan Douillard, C	CHC	28th Round
Ryan Davis, INF	TB	36th Round
Ryan Rote, RHP	NYN	37th Round
Dominic de la Osa, INF	DET	49th Round

2003

Robert Ransom, RHP	CHC	23rd Round
Steven Jackson, RHP	CLE	32nd Round
Greg Del George, INF	CWS	46th Round

2002

Khalil Greene, SS	SD	1st Round (13th overall)
Michael Johnson, INF	SD	2nd Round
Jeff Baker, INF	COL	4th Round
William Lamura, RHP	CWS	5th Round
Matt Henrie, RHP	ARI	7th Round
Stephen Reba, RHP	COL	21st Round
Jarrod Schmidt, RHP	CIN	24th Round
Ryan Childs, RHP	BAL	33rd Round

2001

Josh Cram, RHP	SF	4th Round
Patrick Boyd, OF	TEX	7th Round
Khalil Greene, INF	CHC	14th Round
Steve Reba, RHP	OAK	16th Round
Nick Glaser, RHP	PHI	35th Round

2000

Patrick Boyd, OF	TEX	4th Round
Ryan Mottl, RHP	CIN	6th Round
Scott Berney, RHP	COL	18th Round

1999

Mike Paradis, RHP	BAL	1st Round (13th overall)
Chris Heck, LHP	SD	5th Round
Brian Adams, LHP	BOS	11th Round
Doug Roper, INF	TOR	26th Round
Ryan Mottl, RHP	TEX	27th Round
Kurt Bultmann, INF	PIT	34th Round

1998

Matt Padgett, OF	FLA	5th Round
Matt White, LHP	CLE	15th Round

1997

Matthew LeCroy, C	MIN	1st Round (50th overall)
Gary Burnham, OF	PHI	22nd Round

1996

Kris Benson, RHP	PIT	1st Round (1st overall)
Billy Koch, RHP	TOR	1st Round (4th overall)
David Shepard, RHP	CIN	3rd Round
Ken Vining, LHP	CWS	4th Round
Brian Matz, LHP	MON	8th Round
Paul Galloway, INF	SF	14th Round
Doug Livingston, INF	COL	17th Round

Associate Head Coach Scott Brown



The Brown File

Alma Mater • SUNY-Cortland '00

Family • Wife, Mary;
son, Nolan;
daughters, Kelsey, Riley and Emma

Age • 43

Twitter • @browntown_vandy

The 2020 season is Scott Brown's eighth as the pitching coach and fifth as associate head coach at Vanderbilt. Brown has helped the Commodores go 329-137-1 (.701) and strike out a nation-high 4,328 batters during his seven seasons.

During Brown's tenure, 27 Commodore pitchers have been selected in the MLB Draft, including nine in the first three rounds. Since 2013, nine different Vandy pitchers have been named All-America.

Brown has helped the Dores to two national championships, three College World Series finals appearances, seven NCAA Tournaments and five NCAA Super Regional appearances.

In 2019, Vanderbilt led the nation with 765 strikeouts, marking the third time in six seasons the Commodores have accomplished the feat. Three pitchers finished in the top-15 nationally in wins including right-hander Drake Fellows, who matched a national-best with 13.

All six draft-eligible pitchers were selected in the 2019 MLB Draft including Fellows who was taken in the sixth round by the San Diego Padres. Reliever Tyler Brown, who enters his junior season in 2020, set a school record with 17 saves, a mark that ranked second nationally and tops in the SEC.

Right-hander Kumar Rocker burst into the spotlight, being named the College World Series Most Outstanding Player in addition to being tabbed freshman of the year by Baseball America and D1Baseball.com. In a 3-0 win over Duke in the NCAA Super Regional on June 8, Rocker threw Vanderbilt's first individual no-hitter since 1971. Rocker set a Vanderbilt postseason record for strikeouts (19), surpassing David Price's mark of 17 in 2007.

The Dores finished the 2018 season ranked 20th nationally with 9.4 strikeouts per nine innings. Right-hander Mason Hickman was named freshman All-America following while four Commodores heard their name called during the MLB Draft.

The 2017 season resulted in Brown's fifth first-round arm taken in the MLB Draft when the Atlanta Braves selected Kyle Wright with the fifth overall pick. The right-hander started 16 games for the Dores and went 5-6 with a 3.40 ERA. He struck out a team-high 121 in 103.1 innings pitched. He was named first-team All-SEC, joining Carson Fulmer as Commodore pitchers to nab first-team honors.

Wright teamed with sophomore Patrick Raby to give Vanderbilt one of the best tandems in the country. Raby with 10-4 with a 2.73 ERA in 16 starts. He tossed a team-high 105.1 innings. Starters Drake Fellows and Chandler Day rounded into form as the season progressed. Fellows started 10 games and pitched in 16 overall. He posted a 3-3 record with a 3.30 ERA in 62.2 innings. Day went 7-2 with a 3.78 ERA in 13 games (12 starts).

Brown's staff posted five shutouts to run the total to 35 during his tenure. The pitching staff led the SEC in hits allowed per nine innings. The group yielded only 7.47 hits per nine, sixth-best in the country.

Brown's fourth season on West End featured another first-round pick in Jordan Sheffield, his fourth with the Commodores. Sheffield headlined a young pitching staff that punched out 593 batters and walked just 211, the team's fewest since 2011. The staff also combined for nine shutouts. Junior Ben Bowden's 10 saves led the Dores and placed him fourth in a single season at Vanderbilt all-time.

Wright blossomed in a move from the bullpen to the starting rotation, going 8-4 with a 3.09 ERA in 16 starts. Wright earned second team All-SEC honors after going 5-3 with a 1.76 ERA in his 10 league starts. Brown also developed Raby into a freshman All-American and freshman All-SEC pitcher in his first season. Raby started 10 games for the Commodores, going 7-1 with a 2.61 ERA.

For the second straight season, Brown's pitching staff broke the school record for strikeouts, smashing 2014's total with 703 strikeouts as the Commodores marched back to the College World Series finals for the second straight year. For the third time under Brown, Vandy posted a team ERA under 3.00 (2.84), marking the first time in program history the team has posted three consecutive team ERAs under 3.00. The Dores' 14 shutouts led the nation and also set a program standard.

The Vanderbilt pitching staff held two first round picks in Fulmer (8th overall) and Walker Buehler (24th overall) and a third-round pick in Philip Pfeifer. Fulmer matched the school record with 14 wins en route to National Pitcher of the Year honors and being named consensus first team All-America as well as SEC Pitcher of the Year. He became the fourth pitcher in league history to win the pitching triple crown, leading America's best conference in wins, ERA and strikeouts. Fulmer's career ERA of 1.99 is just the second sub-2.00 career ERA in school history, joining the legendary Jeff Peeples.

Brown developed Kyle Wright into a freshman All-American as the right-hander moved into the team's closer role, finishing the year with a 6-1 record and 1.23 ERA.

Brown's second Vandy pitching staff set the school record with 636 strikeouts, passing the epic 2007 pitching staff that featured David Price and Casey Weathers. The Dores' pitching staff also posted a sub-3.00 ERA for the second straight season under Brown with a 2.90 team ERA led by All-SEC pitcher Carson Fulmer, whose 1.98 ERA was the fifth-lowest in school history and lowest since 1973.

Fulmer's low ERA marked the second straight season that a Commodore pitcher posted an ERA in the top 10 in school history. Fulmer also led the team with 10 saves before seamlessly transitioning to the starting rotation midway through conference play.

The staff also featured first-round pick Tyler Beede, who led the team with 116 strikeouts, and 12-game winner Walker Buehler. Buehler's 12 wins matched the third-most in a single-season by a Commodore.

Brown again developed a freshman into a freshman All-American with Hayden Stone earning the honor. Stone's struck out 80 batters in 58 innings. Brown developed one freshman pitcher into a freshman All-American in each of his first three seasons at Vanderbilt.

The Commodores' pitching staff posted one of the best years in Vanderbilt history in Brown's first season going 54-12 with 24 saves and a team ERA of 2.76. The staff was led by All-Americans Tyler Beede, Kevin Zimek and Brian Miller with freshman All-American Carson Fulmer playing a key role. Beede and Zimek combined to win 25 games with Beede winning a school record 14 games. Miller became the school's all-time saves leader with a single-season record 16 saves in 2013 to give him 21 in his first two seasons.

Brown's work with freshmen Fulmer, Buehler and Tyler Ferguson was evident as the trio improved throughout the season. Fulmer blossomed into one of the Dores' most valuable pitchers in the bullpen down the stretch. Buehler spent time in the weekend starting rotation and Ferguson started four midweek games for the squad going 3-1.

Brown joined the Commodores after nine seasons at St. John's as the Red Storm's pitching coach. During his time at St. John's, 15 student-athletes signed professional contracts in eight seasons. Four pitchers (Rob Delaney, Craig Hansen, Anthony Varvaro and Scott Barnes) that Brown mentored at St. John's have played major league baseball.

Led by first-team All-Big East and second team all-region honoree Kyle Hansen, the 2011 staff tossed four shutouts, had 399 strikeouts and limited opponents to just a .261 average. Hansen, who tossed a complete-game shutout against Notre Dame, set a school-record with 107.2 innings pitched and finished with 106 strikeouts, good for sixth all-time.

The 2010 staff helped the team win a school-record 43 games and racked up 455 strikeouts, second-most in school history. A third-team All-Big East selection, Hansen earned freshman All-America honors from Baseball America, Louisville Slugger and the NCBWA, and was the Big East Tournament Most Outstanding Player. Three players were drafted in the MLB Draft, and alums Rob Delaney and Anthony Varvaro each made their Major League debuts.

A season after seven pitchers graduated or were drafted, a young 2009 staff that featured four freshmen ranked sixth in the Big East with 328 strikeouts. Brown also had two of his alums, Rob Delaney and Anthony Varvaro, added to MLB 40-man rosters.

Brown helped lead the 2008 pitching staff to a 3.78 ERA, which ranked first in the Big East and ninth in the country, and gave the Red Storm staff an ERA that ranked in the top 10 nationally for the third straight season. Lefty George Brown was a second-team All-American, Big East Pitcher of

Associate Head Coach Scott Brown

the Year and a first team all-conference selection, while Scott Barnes (first team) and Colin Lynch (second team) also earned all-conference honors. Five players were also selected in the MLB Draft, as Barnes (8th round), Justin Gutsie (14th), Jared Yecker (22nd), Brown (27th) and Lynch (40th) all signed professional contracts.

The 2007 staff posted a 3.48 ERA, which ranked 10th in the country and second in the Big East, and two pitchers earned All-Big East recognition as southpaw Scott Barnes was named to the first team and lefty George Brown earned third-team honors.

In his third season at St. John's, Brown guided the 2006 pitching staff to an ERA (3.21) that ranked fifth in the country.

The 2005 Red Storm staff had a combined 3.38 ERA and set a school record with a conference-leading 499 strikeouts. Craig Hansen and Anthony Varvaro each earned All-America honors, while Hansen was named Big East Pitcher of the Year. Four pitchers went on to sign professional contracts. Hansen went on to become the first player in Red Sox history to make his major league debut the same year he was drafted.

In 2004, his first season at St. John's, Brown guided the Red Storm pitching staff to a 3.86 ERA, which ranked second in the Big East and was nearly a run-and-a-half better than the previous season.

From 2002-04, Brown served as the head coach of the Sanford Mainers of the New England Collegiate Baseball League, one of the top summer wooden-bat leagues in the nation. Brown was named the league's manager of the year.

Brown came to St. John's from the State University of New York at Cortland, where he served four years as an assistant coach.

Brown first entered the coaching ranks after a stellar three-year pitching career at Cortland. A second team All-American in 1999 after going 9-1 with a 2.03 ERA, Brown racked up 19 career victories at Cortland, a mark that tied for fifth-most in school history.



Mike Baxter
Hitting Coach
Recruiting Coordinator
3rd season at Vanderbilt
Vanderbilt '05

The 2020 season is Mike Baxter's third as hitting coach and recruiting coordinator for the Commodores.

The Commodores surged offensively during their historic 2019 campaign, setting single-season records in home runs (100), RBIs (541), walks (339) and runs (578). Vanderbilt posted an SEC-record 59 wins en route to capturing the College World Series title. Vanderbilt secured the SEC regular season and tournament titles, becoming the first program to accomplish the feat outright since Vandy's 2007 program did so.

During his second season as recruiting coordinator, Baxter hauled in the top spot in Baseball America's recruiting rankings highlighted by a national-best nine student-athletes that were ranked among the publication's top 500 prospects for the 2019 Major League Baseball Draft.

During his first season, Vanderbilt made a run to the NCAA Super Regionals, hosting the event for the first time since 2014. The Commodores won 10 of their final 14 games and capped the season inside the top 25 in all six polls.

Offensively, the team swatted 67 home runs (23rd nationally) and stole 101 bases, finishing atop the SEC for the third time in six seasons. With Baxter's guidance, three offensive players were named Collegiate Baseball Freshman All-America.

As recruiting coordinator, Baxter helped the Commodores bring in the nation's No. 2-ranked class, according to Baseball America. The unit featured six players on the 2018 BA500, which ranks the best 500 players in the draft class. The 14-member class hailed from 10 different states.

Baxter joined Vanderbilt after a 12-year professional baseball career that included playing in the big leagues for four organizations over parts of six seasons. Baxter made his major league debut with the San Diego Padres in 2010, and also played for the New York Mets (2011-13), Los Angeles Dodgers (2014) and Chicago Cubs (2015).

Immediately following his playing career, Baxter was hired by the Toronto Blue Jays organization as a special assistant for the 2016 season.

He was drafted by San Diego in the fourth round of the 2005 MLB Draft following a successful two-year career for the Commodores. Baxter put together a huge season in 2005 when he led the team with a .374 average, 79 hits, 48 RBI, 16 doubles, nine home runs, three triples and 30 walks. He was awarded the Jeff Peeples Most Valuable Teammate award. Baxter was named to the All-SEC Academic team in 2004 and 2005.

Baxter graduated from Vanderbilt with a bachelor of arts degree in human and organizational development from the Peabody College. Baxter resides in Green Hills with his wife, Diana, and their two children, Will and Annie.



David Macias
Volunteer Assistant Coach
3rd season at Vanderbilt
Vanderbilt '08

The 2020 season is the third as Vanderbilt's volunteer coach for David Macias.

With the help of Macias, the Commodores surged offensively during their historic 2019 campaign, setting single-season records in home runs (100), RBIs (541), walks (339) and runs (578). Vanderbilt posted an SEC-record 59 wins en route to capturing the College World Series title. Vanderbilt secured the SEC regular season and tournament titles, becoming the first program to accomplish the feat outright since Vandy's 2007 program did so.

During 2018, the Commodores run of 10 of 14 wins to close the season, highlighted by three straight at the NCAA Clemson Regional to capture the event for the second-consecutive season. With the result, Vandy went on to host the NCAA Super Regionals for the first time since 2014.

The Black and Gold set a program record and ranked fifth nationally with a .981 fielding percentage. With 101 stolen bases, Vandy finished atop the SEC for the third time in six seasons. The team's 67 home runs also ranked 23rd nationally.


Macias rejoined the Commodores' staff after previously serving as Corbin's strength coach in 2014 when the Commodores won the national championship, and volunteer assistant in 2015 when Vanderbilt returned to the College World Series finals.

Prior to rejoining Corbin's staff, Macias was with the Seattle Mariners organization as a minor league manager. He took over as skipper of the Single-A Clinton LumberKings midway through the 2017 Midwest League season. He had been serving as the Mariners player and staff systems coordinator before taking over managerial duties. In 2016, he was the team's coordinator of international player programs.

The former Commodore outfielder played four seasons in professional baseball (2008-11), all in the Chicago Cubs' organization. He was drafted by Chicago in the 19th round of the 2008 MLB Draft.


Macias played at Vanderbilt from 2005-08. During his senior season, he was named first team All-SEC and second team All-South Region/All-District 3, and garnered the Jeff Peeples Most Valuable Teammate award. His 96 hits during the campaign are tied for fifth-most on Vanderbilt's single-season list. Macias is also among Vanderbilt's all-time leaders in at-bats (9th, 784) and hits (10th, 255).

Macias graduated from Vanderbilt with a bachelor's degree in sociology. He resides in Nashville with his wife, Pam, and sons Manny and Javier.



Chris Ham

Director of Sport Performance
13th season at Vanderbilt
Illinois '05




Brooks Webb

Director of Baseball Operations
4th season at Vanderbilt
Birmingham Southern '11




Chris Matarazzo

Athletic Trainer
4th season at Vanderbilt
Springfield College '12



Brandon Barak

Director • Player Development
5th season at Vanderbilt
Illinois '12



Josh Ruchotzke

Video Coordinator
7th season at Vanderbilt
Vanderbilt '17




Kevin Collins

Equipment Manager
2nd season at Vanderbilt
Purdue '15



Casey Stangel

Internal Operations Coordinator
Assistant to the Head Coach
3rd season at Vanderbilt
Washington '17



Tyler Brown

21 • Right-Handed Pitcher

Junior • 6-4 • 242

Ashland, Ohio • Olentangy Orange

As a Sophomore (2019)

- 2019 First-Team All-SEC relief pitcher
- Perfect Game First-Team All-American
- Collegiate Baseball second-team All-American
- NCBWA second-team All-American
- Set Vanderbilt's single-season saves record with 17
- Led the SEC and ranked second nationally with 17 saves
- One of six finalists for the NCBWA Stopper of the Year Award
- Did not allow a run in 15 of his last 16 appearances including five straight (8.2 innings)
- Enters 2020 second in Vandy career saves with 20, trailing Brian Miller's (2012-14) 26
- Did not allow a run in 27 of his 31 appearances and fanned multiple batters 18 times
- Recorded three saves and did not allow a run in 7.2 innings at the College World Series
- Limited opponents to a .229 average in six NCAA Tournament appearances
- Held foes to a .214 average (3-for-14) with runners aboard in the NCAA Tournament
- Tossed 4.2 scoreless frames at the SEC Tournament while permitting two hits
- Held Ole Miss scoreless across three innings in the SEC Tournament title game
- Posted a 2.82 ERA and notched nine saves in 13 SEC appearances (22.1 innings)

As a Freshman (2018)

- Third-most appearances on the mound among Vanderbilt pitchers (20)
- First collegiate start against Middle Tennessee (May 15)
- Season-high six strikeouts vs. UMass-Lowell (Feb. 25) and at Mississippi State (March 18)
- Zero walks permitted in 11 appearances
- One or fewer walks permitted in 19 of 20 outings
- First collegiate save came at UCLA (March 9)
- Four scoreless innings at Mississippi State for second career save (March 18)
- Two hitless innings in 19-6 victory at Clemson (June 3)
- Did not allow a home run over his last 13 outings (22.2 innings)
- Threw 50-plus pitches five times
- Season-high 75 pitches against Texas A&M (May 22)

The Brown File

- Product of Olentangy Orange High School
- Helped the Pioneers to first state tournament appearance in school history as a senior
- First team All-Ohio and first team all-conference as a senior (2017)
- 2016 second team All-Ohio and first team all-conference
- 2015 all-conference
- Member of 2017 Connie Mack World Series championship team
- 26th-round selection of the Cincinnati Reds in the 2017 MLB draft
- American studies major
- Native of Mansfield, Ohio
- Son of the late Cindy Brown



Cooper Davis

3 • Outfielder

Junior • 5-10 • 185

Mississauga, Ontario • St. Aloysius Gonzaga

As a Sophomore (2019)


- Reached base in 31 of his 35 appearances
- Logged a hit in 25 games
- Batted .371 (13-for-35) with two outs
- Hit .365 (19-for-52) with runners on base
- Reached base in his first 29 games of the season (Feb. 15-April 7)
- Logged a hit in his first nine games and 11 of his first 12 games
- Produced 10 multi-hit games between Feb. 20 and March 21, batting .394 (26-for-66)
- Appeared in just three games after April 14 due to injury
- Worked 23 walks including 10 in an 11-game span (Feb. 24-March 12)
- Recorded two doubles and three RBIs on March 1 against Dayton
- Went 2-for-5 with three RBIs in the SEC opener on March 15 at Texas A&M

As a Freshman (2018)

- Three starts in nine games played before suffering season-ending injury
- Three runs scored as a reserve outfielder
- First collegiate hit, run and RBI against Presbyterian (Feb. 21)
- First career walk against UMass-Lowell with the bases loaded (Feb. 23)
- First collegiate start against Georgia (April 5)
- Just one strikeout in 11 at-bat's
- Played the outfield in six of his nine appearances

The Davis File

- 2017 Perfect Game Canada/Puerto Rico Region High School Senior first team honors
- Three-time Canadian Junior National U18 Team member (2015-17)
- 2016 Perfect Game 2016 Underclass first team
- 2016 Canadian National U15 Championship MVP
- 25th-round draft pick of the Toronto Blue Jays in the 2017 MLB draft
- Native of Toronto, Ontario, Canada
- Son of Ted and Shelley Davis
- Brother to Sam and Jake
- Sociology major



Michael Doolin

43 • Right-Handed Pitcher

Freshman • 6-3 • 220

Shreveville, Ind. • Andrean

The Doolin File

- Prepped at Andrean (Ind.)
- 2019 Indiana Gatorade Player of the Year
- 2019 Indiana PBR Player of the Year
- 2019 Indiana Perfect Game Player of the Year
- 2019 Collegiate Baseball high school All-American
- 2019 Indiana Mr. Baseball
- 2019 first-team all-state
- 2018 first-team all-state
- 2018 Collegiate Baseball high school All-American
- 2017 first-team all-state
- 14-0 with a 0.45 ERA and 131 strikeouts as a senior
- 11-1 with a 0.61 ERA and 129 strikeouts as a junior
- 8-0 with a 1.47 ERA and 86 strikeouts as a sophomore
- Led Andrean to 2018 and 2019 state titles
- Graduated sixth in his class
- Full name is Michael John Doolin
- Son of Fenton and Theresa
- Brother, Matt, played baseball at St. Joseph's (Rensselaer, Ind.)
- Brother to Matt Doolin, Meagan Lathan and Jake Latham



Will Duff


18 • Utility

Freshman • 5-11 • 190

Springfield, Mo. • Springfield Catholic

The Duff File

- Prepped at Springfield Catholic (Mo.)
- 2019 ABCA/Rawlings All-America Third Team
- 2019 Lead Off Club Howard Offensive Player of the Year
- 2019 first-team all-state infield
- Three-time all-conference (2017-19)
- Three-time all-district (2017-19)
- 2017 second-team all-state infield
- Batted .451 with a 1.680 OPS as a senior
- In 31.1 innings, posted a 2.01 ERA with 47 strikeouts
- 2016-17 class president
- 2018-19 school captain (co-president)
- National Honor Society member
- Graduated Top 10 in his class
- Full name is William Scott Duff
- Son of Scott and Mary
- Brother to Hannah and Millie
- Father, R. Scott Duff played football at Ripon College
- Uncle, Sean Duff, played basketball at William and Mary



Ty Duvall

20 • Catcher

Senior • 5-11 • 190

Lebanon, Ohio • Lebanon

As a Junior (2019)

- Selected in the 25th round (pick 764) of the MLB Draft by the Oakland Athletics
- Helped the Commodores to a 22-1 record in his 23 starts behind the plate
- Logged 16 RBIs in his final 16 games and a hit in 15 of his final 20 games
- Collected a combined five hits in the SEC Tournament semifinals and finals
- Registered 14 RBIs in a seven-game span between May 22-June 2
- Contributed 14 multi-hit games and 10 multi-RBI games
- Posted a 20-game on-base streak from April 16-May 22, batting .348 (23-for-66)
- Closed his season with a 14-game on-base streak, batting .280 (14-for-50)
- Recorded four RBIs on three occasions highlighted by a grand slam June 2 vs. Indiana State
- Posted 13 runs in a nine-game span from April 16-May 3

As a Junior (2018)

- Made 15 starts and 31 appearances as a reserve catcher
- Batted .270 while scoring 13 runs and collecting 10 RBIs
- Game-winning three-run double to clinch series against Ole Miss (April 15)
- Season-high three runs with three walks and one RBI vs. Middle Tennessee (May 15)
- 17 hits in his final 25 appearances
- Struck pinch-hit home run in the ninth inning at Florida (March 31)
- Six-game hit streak between April 20-May 1
- Registered a pinch-hit double against Texas A&M at the SEC Tournament (May 22)

As a Sophomore (2017)

- Came off the bench to add a single in win at South Carolina (April 7)
- Two-run RBI in win over UT Martin (April 4)
- Season-high 4 RBIs against Florida (March 21)
- First career start, going 3-for-3 with two RBIs against Western Kentucky (March 14)
- First collegiate appearance at San Diego (Feb. 19)

The Duvall File

- Prepped at Lebanon High School in Lebanon, Ohio
- Three-year team captain (2014-16)

- Perfect Game's No. 1-ranked Ohio recruit (2016)
- Rawlings Perfect Game third team All-American
- Helped team to three Greater Western Ohio Conference South titles (2014-16)
- 2015 GWOC Player of the Year
- 2015 second team all-state selection
- 2014 and 2015 All-Conference selection
- Human and organizational development major
- Native of Cincinnati, Ohio
- Son of Ben and Susan Duvall
- Brother to Sam



Jake Eder

39 • Left-Handed Pitcher

Junior • 6-4 • 210

Ocean Ridge, Fla. • Calvary Christian Academy

As a Sophomore (2019)

- Second among relievers with a 2.97 ERA and 39.1 innings pitched
- Notched three-inning save to help Commodores capture College World Series title
- Logged 11 multi-inning outings including five frames at Georgia on April 6
- Limited opponents to a .190 average (12-for-63) with runners aboard
- Went 1-0 with a 3.60 ERA in two relief appearances at the College World Series
- Finished 1-0 with a 3.00 ERA and two saves in three NCAA Tournament outings
- Fanned multiple batters 12 times including five in 4.1 hitless innings vs. Tennessee (March 31)
- Allowed just two earned runs in his final seven appearances (15.2 innings)
- Held teams to two home runs and nine extra-base hits in 39.1 innings
- Tossed two hitless frames to help Dores clinch SEC title at Kentucky on May 17

As a Freshman (2018)

- Made nine starts and 11 overall appearances, going 1-4 with a 5.45 ERA
- Picked up first win during his debut on Feb. 21, limiting Presbyterian to one hit in four frames
- Tossed five hitless frames while striking out a season-high seven at Long Beach State (March 7)
- Held opponents to three runs or fewer in seven of his nine starts
- Struck out six Middle Tennessee batters across five innings on April 3
- Struck out 37 batters across 33 innings
- Tossed five innings on three different occasions
- Did not walk a batter while striking out five in 4.1 frames against Lipscomb (March 27)
- Made two relief appearances (South Carolina, April 29 and Auburn, May 6)

The Eder File

- Lettered three years at Delray Beach Atlantic and one year at Calvary Christian Academy
- Helped the Eagles to the Class 4A Florida State Semi-Finals as a senior
- Helped Eagles to the Florida Class 8A Regional Finals as a junior
- During junior season was named an Under Armour All-American
- Earned the save for the National Team in the 2016 Under Armour All-American Game
- Was named a MaxPrepsTop 50 Junior in the Country as a junior
- Played summer ball for FTB Tucci
- Played high school baseball and/or summer ball with Christian Scott (Florida)
- Drafted by the New York Mets in the 34th round of the 2017 MLB Draft
- Majoring in human and organizational development
- Recipient of the Monroe J. Carell Jr. Scholarship
- Son of Jeff and Amanda Eder
- Brother to Luke



Hugh Fisher

32 • Left-Handed Pitcher

Junior • 6-5 • 185

Eads, Tenn. • Briarcrest Christian School

As a Sophomore (2019)

- Tied for second on the team (Zach King) with 22 appearances
- Limited opponents to a .231 average while fanning 46 in 34.2 innings
- Held foes to a .195 average (16-for-82) with runners aboard
- One of two relievers to strike out eight in a relief outing (May 12 vs. Missouri)
- Did not allow a run in 12 of his first 16 appearances (Feb. 16-May 10)
- Fanned multiple batters nine times including six on May 25 vs. LSU
- Allowed just two extra-base hits in his last 11 outings (13.2 innings)
- Logged the win in the home opener (Feb. 20 vs. Evansville) behind 2.1 scoreless innings

As a Freshman (2018)

- Made eight relief appearances, posting a 2-0 record alongside a 1.94 ERA
- Limited opponents to a .194 batting average in 9.1 innings while striking out eight
- Did not allow an earned run in his first seven outings
- Picked up a win in each of his last two appearances
- Held Western Kentucky to one hit in two frames for his first collegiate victory (April 10)
- Did not allow a baserunner in 2.0 innings during his debut against Presbyterian (Feb. 20)
- Struck out two as part of one hitless frame against Eastern Kentucky (March 14)
- Held Florida hitless in a combined 2.0 innings between March 30 and April 1
- Secured his second win against Ole Miss on April 15

The Fisher File

- Lettered four years at Briarcrest Christian High School under coach Craig Hopkins
- Helped the Saints to the TSSAA Division II Class AA State Tournament as a senior
- Rawlings-Perfect Game second-team All-American as a senior
- Southeast — All Region first team as a senior
- TSSAA Division II All-State as a senior
- Helped the Saints to the TSSAA State Quarterfinals as a junior
- Rawlings-Perfect Game Underclass first team as a junior
- TSSAA Division II All-State as a junior
- Named to Best of Preps All-Metro Team as a junior
- Rawlings-Perfect Game 2015 Underclass High Honorable Mention as a sophomore
- As a freshman was named to the WBSC "AA" 15U World Cup Team USA
- Majoring in human and organizational development
- Son of Rob and Sam Fisher
- Grandfather played football at West Virginia
- Brother to Hannah



Sterling Hayes

30 • Infielder

Sophomore • 6-1 • 190

San Diego, Calif. • Francis Parker School


As a Freshman (2019)

- Made five appearances including three at shortstop and two at second base
- Finished 0-for-2 (.000) with both at-bats coming April 30 vs. Tennessee Tech
- Drew a walk and scored a run on Feb. 16 vs. Cal State Fullerton and March 5 vs. Davidson

The Hayes File

- Lettered four years at Francis Parker High School
- Also lettered in football two years in high school
- Recognized as California's No. 16 shortstop in the class of 2018 (Perfect Game)
- 2018 first-team All-San Diego County
- First-team all-league all four seasons
- Batted a career .318 including an impressive .475 on-base percentage across 124 games
- Recognized on the San Diego All-Academic Team all four years
- Helped team to the San Diego district finals two years in a row

- Served as team captain as a junior and senior
- Undecided on a major
- Recipient of the Nathan Craig Memorial Fund
- Son of Robert and Lynne
- Brother to Berkley
- Has two cousins who played volleyball and lacrosse at Syracuse



Mason Hickman

44 • Right-Handed Pitcher

Junior • 6-6 • 230

Hendersonville, Tenn. • Pope John Paul II

As a Sophomore (2019)

- Struck out nine-plus batters in five of his final six starts
- Notched CWS-clinching win, fanning 10 Michigan batters while allowing one run in six frames
- Finished 13th nationally in strikeouts (129) and 20th in WHIP (0.95)
- His 2.05 ERA ranked fourth in the SEC and 24th nationally
- Tossed five-plus innings in six of his last seven starts
- Permitted four-or-fewer hits in his final six starts and in nine of his final 10 starts
- Allowed two-or-fewer runs in 12 of his last 13 starts
- Produced a team-high scoreless inning streak of 25 from Feb. 24-April 2
- Tossed a combined 12 scoreless innings (4 hits) with 20 strikeouts at First Tennessee Park
- In four NCAA Tournament starts, went 2-0 with a 1.57 ERA across 23.0 innings
- Held opponents to a .179 average (24-for-134) with runners aboard
- Helped send Vandy to the CWS finals behind six scoreless innings June 21 vs. Louisville

As a Sophomore (2018)

- Frequent Sunday starter
- Collegiate Baseball Freshman All-American
- Led the Commodores with eight victories
- Tied for third nationally among freshmen
- One of three SEC freshmen to post a shutout
- Tossed a seven-inning complete game shutout vs. LSU (March 25)
- Five or more strikeouts in seven of his 16 appearances
- First collegiate victory came against No. 25 Duke
- SEC Pitcher of the Week after retiring 16 of the final 18 batters vs. LSU
- Held Missouri to four hits and no earned runs (April 21)
- Threw five frames in 19-6 win vs. Clemson in regional play

The Hickman File

- Prepped at Pope John Paul II High School (Hendersonville, Tenn.)
- Lettered two years in basketball
- Three-year all-state selection (2015-17)
- Three-year all-region selection (2015-17)
- 2017 Tennessee Mr. Baseball Finalist
- National Honor Society
- Human and organizational development major
- Recipient of the Donny Everett Scholarship
- Recipient of the Nathan Craig Memorial Fund
- Native of Salt Lake City, Utah
- Son of Tyler and Lorie Hickman



Sam Hliboki

40 • Right-Handed Pitcher

Freshman • 6-3 • 200

Los Angeles, Calif. • Harvard Westlake

The Hliboki File

- Prepped at Harvard Westlake (Los Angeles, Calif.)
- 2019 Mission League Pitcher of the Year
- 2019 Daily News Pitcher of the Year
- 2019 California Interscholastic Federation-Southern Section first-team honoree
- 2018 MaxPreps California large Schools All-State honoree
- 2018 Mission League Pitcher of the Year
- 2018 Daily News Pitcher of the Year
- Four-year varsity record of 23-3 and 13-1 mark in league play
- Went 9-1 with a 1.37 ERA and 0.78 WHIP in 72 innings as senior
- Helped team to 2019 California Interscholastic Federation-Southern Section runner-up
- Helped team to 2016 California Interscholastic Federation-Southern Section runner-up
- Full name is Samuel Walden Hliboki
- Son of Jim and Hildi
- Brother to Maddie



Matt Hogan

11 • Outfielder

Sophomore • 6-0 • 190

Melville, N.Y. • Half Hollow Hills East

As a Freshman (2019)

- Made four appearances, finishing 0-for-4 (.000) with a walk and run scored
- Appeared in the outfield in three of his four games
- Walked and scored a run while entering as a pinch hitter vs. Davidson (March 5)

The Hogan File

- Product of Half Hollow Hills East (Plainview, N.Y.)
- Three-year captain
- New York's top outfielder and seventh overall player in the class of 2018 (Perfect Game)
- Half Hollow Hills East school record holder for home runs, RBIs and hits
- 51st recipient of the Carl Yastrzemski Award (Suffolk's top player)
- Tabbed Suffolk League III MVP
- Batted .401 with 23 runs while posting a 4-1 record and a save as a senior
- Three-time all-conference honoree in baseball
- Named all-league in winter track
- 2018 Rawlings-Perfect Game Honorable Mention All-American (Northeast - All Region 1st Team)
- Undecided on a major
- Recipient of the Ingram Athletic Endowed Scholarship
- Son of Rich and Kathy
- Brother to Alexa and Richie



Chance Huff

45 • Right-Handed Pitcher

Sophomore • 6-4 • 210

Niceville, Fla. • Niceville

As a Freshman (2019)

- Went 2-0 with a 6.38 ERA across eight appearances and four starts
- Fanned 21 batters in 18.1 innings
- Struck out a career-high seven vs. Davidson (March 5)

- Fanned five-plus batters in three straight outings (Feb. 20-March 5)
- Did not allow an extra-base hit in his last four outings
- Tossed a hitless inning in the super regionals vs. Duke (June 7)

The Huff File

- Prepped at Niceville High School in Niceville, Fla.
- Florida's 18th-ranked right-handed pitcher (Perfect Game)
- No. 46 overall player in the class of 2018 (Perfect Game)
- 2018 Rawlings-Perfect Game Honorable Mention All-American (Florida - All Region 1st Team)
- Tossed a no-hitter while striking out 12 batters as a senior
- Team-high 74 strikeouts in 48 innings as a junior
- Ranked in the top 45 college-bound pitchers (Baseball America)
- Team captain his senior year
- Graduated magna cum laude
- Undecided on a major
- Recipient of the Nathan Craig Memorial Fund
- Son of Chandler and Cheri
- Brother to Christian



Spencer Jones

34 • Left-Handed pitcher

Freshman • 6-7 • 215

Encinitas, Calif. • La Costa Canyon

The Jones File

- Selected in the 31st round of the 2019 MLB Draft by the Los Angeles Angels
- Prepped at La Costa Canyon
- 2018 MLB Network/Sirius XM Two-Way Player Award
- 2018 CIF San Diego Section Home Run Derby Champion
- 2018 Under Armour All-American
- 2018 Perfect Game All-American
- Posted a career .367 average, .443 on-base percentage and .484 slugging percentage
- Member of the 2016 and 2017 Avocado West Champion squads
- Maintained a 4.0 GPA in high school
- Son of Chris and Leigh
- Brother to Wesley, Niko and Ethan
- Father, Chris, competed in crew in 1989



Maxwell Romero Jr.


55 • Catcher

Freshman • 6-1 • 210

Miramar, Fla. • Pembroke Pines Charter

The Romero File

- Selected in the 38th round of the MLB by the Cincinnati Reds
- Prepped at Pembroke Pines Charter
- Slugged .466 as a senior, including seven doubles, one triple, five home runs and 33 RBIs
- 7A Region Player of the Year
- All-state selection
- Three-year team captain (2017-19)
- Four-time 7A-15 region champion
- Member of the National Honor Society
- Member of National Spanish Honor Society
- Posted highest GPA in 2019 student-athlete class
- Full name is Maxwell Vianney Romero, Jr.
- Son of Maxwell and Yendry
- Brother to Gigi
- Father, Maxwell, played collegiate baseball at Florida Memorial University



Erik Kaiser

33 • Right-Handed Pitcher

Junior • 6-5 • 205

Waterloo, Ill. • Waterloo

As a Sophomore (2019)

- Made one appearance, starting vs. East Tennessee State (March 6)
- Allowed four runs on four hits while striking out four in his lone outing

As a Freshman (2018)

- Made two scoreless appearances during his inaugural collegiate campaign
- Limited Austin Peay to one hit while striking out a pair (Feb. 27)
- Struck out one and did not allow a base runner at Long Beach State (March 7)

The Kaiser File

- Lettered three years at Waterloo High School
- Also played varsity basketball
- Helped the Bulldogs to the Regional Final as a senior
- Rawlings-Perfect Game Honorable Mention as a senior
- Central-All Region first-team as a senior
- Republic Times first-team as a senior
- All-USA Today second-team All-State as a senior
- Conference Player of the Year as a senior
- All-Metro Pitcher and First baseman as a junior
- Rawlings-Perfect Game 2016 Underclass first-team as a junior
- Finalist for the Rising Star Award by the ABHOF as a junior
- Majoring in economics
- Son of Jeff and Karen Kaiser
- Dad played baseball at Missouri State and in the San Francisco Giants organization
- Brother to Danielle



Dominic Keegan

12 • Utility

Sophomore • 6-0 • 210


Methuen, Mass. • Central Catholic

As a Freshman (2019)

- Made 15 appearances including seven at catcher and five at designated hitter
- Batted .227 (5-for-22) with three runs and six total bases
- Over his last eight games, batted .333 (5-for-15) with three runs and an RBI
- Collected his first collegiate hit in a 1-for-2 performance vs. Tennessee (March 31)
- Went 2-for-2, scoring two and logging his first RBI vs. Tennessee Tech (April 30)
- Was 4-for-10 (.400) in opportunities to advance runners
- Logged a base hit vs. Duke in the super regionals (June 7)

The Keegan File

- Prepped at Central Catholic High School (Lawrence, Mass.)
- Perfect Game's top catcher in Massachusetts
- Ranked No. 14 catcher in the class of 2018 nationally (Perfect Game)
- All-conference and all-scholastic honors all four years
- Led the Raiders to four-straight MVC large titles
- Batted .402 (112 for 278) with 75 runs, 69 RBIs and 39 extra-base hits in high school
- As a senior, batted an area-best .463 (38-for-82)
- Posted a .546 on-base percentage while .768 slugging as a senior
- Logged a team-high 19 RBIs and an area-high 30 runs as a senior
- Undecided on a major
- Recipient of the Hendrix Athletic Scholarship
- Son of James and Kara
- Brother to James



Ryan Keenan

49 • Left-Handed Pitcher

Freshman • 5-10 • 175

Lighthouse Point, Fla. • Calvary Christian Academy

The Keenan File

- Prepped at Calvary Christian Academy
- As a senior, batted .302 and posted a 1.80 ERA
- Struck out 17 batters in 11 innings as a senior
- Helped Calvary Christian to 4A Florida region, district title
- Four-year honor roll
- Four-year member of National Honor Society
- Full name is Ryan Patrick Keenan
- Son of Ray and Donna
- Brother to Kaitlyn
- Uncle, Ed Keenan, played football at Kentucky



Tate Kolwyck

6 • Infielder

Sophomore • 5-11 • 185


Memphis, Tenn. • Arlington

As a Freshman (2019)

- Appeared in four games, playing second base in each outing
- Batted .667 (2-for-3) including going 2-for-2 vs. Tennessee Tech (April 30)
- Posted two doubles vs. Tennessee Tech, adding an RBI and run scored
- Contributed a walk in his collegiate debut vs. Davidson (March 5)

The Kolwyck File

- Product of Arlington High School (Arlington, Tenn.)
- Tennessee's No. 2-ranked shortstop (Perfect Game)
- 10th-ranked overall player in the class of 2018 (Perfect Game)
- 2018 Rawlings-Perfect Game Honorable Mention All-American selection
- In his career at quarterback, passed for a school-record 10,213 yards
- Passed for 119 touchdowns and rushed for 859 yards and 13 touchdowns
- First-team all-state selection in both baseball and football
- Two-year captain for both baseball and football teams
- Helped Arlington to a state runner-up finish
- Son of Johnny and Julie
- Brother to Lily



Troy LaNeve

19 • Outfielder

Freshman • 6-0 • 205

Pittsburgh, Pa. • Pine Richland

The LaNeve File

- Prepped at Pine Richland (Pittsburgh, Pa.)
- Four-year first-team all-Western Pennsylvania Interscholastic Athletic League (2016-19)
- As a senior, batted .378 with 28 RBIs, 11 doubles, five triples and three home runs
- As a junior, hit .321 with 23 RBIs, six doubles and four home runs
- Two-year all-state honoree (2018-19)
- 2019 All-region team
- 2018 Gatorade Player of the Year finalist
- Member of the Future Stars Series National Team (2017-18)

- 15U Team USA 4-year letterman (40-man roster)
- Helped team to two Western Pennsylvania Interscholastic Athletic League titles (2017, '19)
- Led squad to three 6A Section I championships (2016, '17, '19)
- 2017 academic honor roll
- Full name is Troy James LaNeve
- Son of Matthew and Dayna
- Brother to Zac, Allie, Cody and Christian
- Brother, Zac Laneve, played collegiate baseball at four institutions including North Carolina



Jack Leiter

22 • Right-Handed Pitcher

Freshman • 6-0 • 195

Summit, N.J. • Delbarton School

The Leiter File

- Selected in the 20th round of the 2019 MLB Draft by the New York Yankees
- Prepped at the Delbarton School
- 2019 New Jersey Gatorade Player of the Year
- 2019 Under Armour All-American
- 2019 Perfect Game All-American
- 2019 First Team All-County
- 2019 first-team all-conference
- Struck out 95 batters in 57 innings as a senior
- Fanned 77 batters in 54.1 frames as a junior
- Helped team to non-public A state championship twice
- Academic High Honor Roll all four years
- Full name is Jack Thomas Leiter
- Son of Al and Lori
- Brother to Lindsay, Carly and Katelyn
- Father, Al, pitched 19 seasons in Major Leagues (1987-2005)
- Uncle, Mark, had 11-year Major League career as right-handed pitcher (1990-99; 2001)
- Cousin, Mark Jr., pitched in Majors for two seasons (2017-18)



Nick Maldonado

29 • Right-Handed Pitcher

Freshman • 6-1 • 210

Short Hills, N.J. • Seton Hall Prep

The Maldonado File

- Prepped at Seton Hall Prep
- Missed senior season due to injury
- Hit .411 with 18 RBIs, eight doubles and two triples as a junior
- On the mound, went 6-2 with 70 strikeouts in 52 innings as a junior
- Two-time state champion (2015, 2016) where he was the winning pitcher
- Four-time all-state honoree
- Member of the Spanish National Honor Society
- Full name is Nick Mariano Maldonado
- Son of Frank and Gina
- Brother to Alexa, Frank and Chris
- Father, Frank, played baseball at Manhattan College
- Sister, Alexa, played softball at Notre Dame (2009-12)
- Brother, Frank, played baseball at Pittsburgh (2014-18)
- Brother, Chris, is committed to play baseball at Clemson



Justyn-Henry Malloy

42 • Utility

Sophomore • 6-2 • 210

Bergenfield, N.J. • St. Joseph Regional

As a Freshman (2019)

- Made 14 appearances including three at first base and a pair at third base
- Logged an RBI and went 1-for-4 in his debut vs. Cal State Fullerton (Feb. 16)
- Drew six walks including four free passes in his first six games
- Walked and scored a run on three occasions

The Malloy File

- Lettered four years in baseball at St. Joseph Regional
- Ranked as New Jersey's top third baseman in class of 2018 (Perfect Game)
- New Jersey's fourth ranked player in the class of 2018 (Perfect Game)
- 2018 Rawlings-Perfect Game 3rd Team All-American (Northeast – All Region 1st Team)
- First-team all-state as a senior
- First-team all-county as a senior
- First-team all-league as a senior
- 2016 Underclass High Honorable Mention (Perfect Game)
- 2017 Underclass First Team (Perfect Game)
- Helped Team USA to a Pan American gold medal
- USA Baseball Organizational Player of the Year
- Captain of his team as a junior and senior
- Three-time deans' list honoree
- Major is undecided
- Son of Henry and Jacqueline



Austin Martin

16 • Utility

Junior • 6-0 • 170

Jacksonville, Fla. • Trinity Christian Academy

As a Sophomore (2019)

- D1Baseball.com All-America first team
- Baseball America All-America first team
- All-SEC first team
- SEC All-Defensive Team
- Golden Spikes semifinalist
- Dick Howser Trophy semifinalist
- NCBWA National Hitter of the Week (Feb. 18)
- SEC Player of the Week (Feb. 18)
- Program's single-season record for runs scored (87)
- Tied for second in single-season program history with 105 hits
- Led the SEC in average (.392), hits per game (1.62), on-base percentage (.486) and runs (87)
- Named to College World Series team after recording four RBIs and as many runs
- Became the 53rd player in CWS history to record a multi-homer game (June 16 vs. Louisville)
- .392 average was highest for a Commodore since Warner Jones (.414) in 2004
- .424 in SEC games (50-for-118), scoring 39 runs with a .500 on-base percentage
- .423 (22-for-52) with runners aboard in SEC games
- Team leader with 34 multi-hit performances including four four-hit games
- Reached base in 37 consecutive games (April 9-June 24) and 23 straight games (Feb. 15-April 2)
- 10-game hit streak to open season
- Batted .512 (22-for-43) during 10-game hit streak
- Helped Commodores to 33-4 record as leadoff batter
- Started 52 games at third base and 13 at second base

As a Freshman (2018)

- 2018 Baseball America Freshman All-American
- 2018 Collegiate Baseball Freshman All-American

- 2018 NCBWA Freshman All-American
- 2018 Perfect Game Freshman All-American
- Team-high 20 multi-hit games, including six three-hit performances
- Thirteen-game hitting streak (April 1-21)
- Longest hitting streak for Vandy freshman since Xavier Turn (15) in 2013
- Batted .429 (21-for-49) during the 13-game hitting streak
- Recorded a hit in 47 of his 58 games
- Finished the season on a 10-game hitting streak
- Led the SEC with 22 stolen bases
- Tied for sixth among freshmen nationally in stolen bases
- Most stolen bases for a Vandy freshman since Xavier Turner (22) in 2013
- Paced the Commodores with a .308 batting average
- Led Vanderbilt with a .388 on-base percentage in 30 SEC starts
- His 58 starts came at six different positions
- NCAA Clemson Regional All-Tournament Team Selection
- Batted .385 (5-for-13) at Clemson Regional
- Team-high .385 batting average (10-for-26) with five runs at NCAA Tournament
- SEC Freshman of the Week on April 16 after posting a .462 average
- Batted .571 (8-for-14) with two runs, two stolen bases and two RBIs at Missouri
- Batted .652 (15-for-23) with 11 runs and six stolen bases in his first seven starts
- First career hit was leadoff solo home run against Duke (Feb. 18)

The Martin File

- Prepped at Trinity Christian Academy (Deltona, Fla.)
- 2018 Rawlings-Perfect Game second-team All-American
- All-Region first-team honors as a senior
- Three-year team captain
- 2016 Rawlings-Perfect Game underclass high honorable mention
- Helped the Conquerors to Florida Class 4A state championship as a sophomore
- 2015 Rawlings-Perfect Game High Honorable Mention
- American studies major
- Son of Christopher Martin and Daisy Riutort
- Brother to Jenessa and Leilani



Chris McElvain

35 • Right-Handed Pitcher

Freshman • 6-1 • 205

Thompson Station, Tenn. • Summit

The McElvain File

- Prepped at Summit (Thompson Station, Tenn.)
- 73 ERA and .422 batting average in four-year varsity career
- 103-11 strikeout-to-walk ratio as a senior
- Three-time all-district honoree
- Two-time district tournament MVP
- Helped Summit to a pair of state final fours
- Lifted school to two Sub-state championships
- Full name is Christopher Robert McElvain
- Son of Chris and Rachel



T.J. McKenzie

10 • Outfielder

Freshman • 6-1 • 175

Loxahatchee, Fla. • The Benjamin School

The McKenzie File

- Selected in the 39th round of the 2019 MLB Draft by the St. Louis Cardinals
- Prepped at the Benjamin School

- Team co-captain as a senior
- Ranked the 67th-best high school infielder nationally in 2019 (Perfect Game)
- Florida's third-ranked high school shortstop in 2019 (Perfect Game)
- First-team All-American Florida Region 2019
- 2018 All-American Underclass first team
- 2017 All-American Underclass second team
- As a senior, he slugged .313 with six doubles, one triple and nine RBIs
- Two-time regional champion at the Benjamin School
- Named to the honor roll in 2019
- Received Golden Key Scholastic Art and Writing Award for photography
- Full name is Tyler Jordan McKenzie
- Son of Stainton and Shereene
- Brother to Triston
- Brother, Triston, is a pitcher in the Cleveland Indians organization



Luke Murphy

50 • Right-Handed Pitcher

Redshirt Freshman • 6-5 • 175

Cross Plains, Tenn. • East Robertson

As a Freshman (2019)

- Did not appear in a game after undergoing Tommy John surgery

The Murphy File:

- Product of East Robertson High School (Cross Plains, Tenn.)
- Also lettered four years in basketball and one in golf
- Tennessee's No. 4 right-handed pitcher in class of 2018 (Perfect Game)
- Tennessee's No. 8 overall player in the class of 2018 (Perfect Game)
- 2018 Rawlings-Perfect Game Honorable Mention All-American
- 2018 Southeast - All Region 1st Team
- 2018 District 9A MVP and 2018 All-USA Second Team
- Three-time all-country honoree
- 2018 Robertson County Player of the Year
- Two-year baseball team captain (junior and senior year)
- Two-year basketball team captain (junior and senior year)
- Son of Neil and Phonna
- Brother to Lane
- Father, Neil played baseball at Austin Peay
- Cousin, Will Clinard, was a three-time letter winner for Vanderbilt baseball from 2010-12
- Uncle, Seth Massey, played baseball at Austin Peay



Parker Noland

25 • Infielder

Freshman • 6-1 • 195

Knoxville, Tenn. • Farragut

The Noland File

- Selected in the 31st round of the 2019 MLB Draft by the Miami Marlins
- Prepped at Farragut
- 2019 Mr. Baseball (Tennessee) finalist
- 2019 Knox Sports Award Player of the Year
- 2019 Ultimate 9 Team (Tennessee)
- 2018 Mr. Baseball (Tennessee)
- Two-time all-state honoree (2018-19)
- Posted highest single-season average in Farragut history (.520) as a junior
- Posted highest single-season slugging percentage in Farragut history (.959) as a junior
- Posted career .481 average and .532 on-base percentage
- Helped team to 2019 AAA state title
- 2019 Sub State Champions

- Four-time region champion
- Tabbed to Superintendent Honor Roll all four years
- Full name is Parker James Noland
- Son of Gerald and Connie
- Brother to Tyler and Ryan
- Brother, Ryan, played baseball at South Alabama (2012-15)



Harrison Ray

2 • Infielder

Senior • 5-11 • 190

Longwood, Fla. • Lake Brantley

As a Junior (2019)

- Team leader with 21 stolen bases in 24 attempts
- Set an SEC Tournament championship game record with three doubles vs. Ole Miss
- Logged 17 multi-hit games
- Noted seven multi-RBI games
- Finished second on the team with nine doubles in SEC games
- 11-game on-base streak to close the season, drawing 12 walks in that span
- Recorded three hits in College World Series Finals
- Logged two runs College World Series finals
- Recorded two RBIs in the College World Series Finals
- Scored eight runs in the NCAA Tournament
- Contributed five RBIs in the NCAA Tournament
- Scored a run in 20 of his last 31 games
- Drove in 27 runs in his last 37 games
- Batted .359 (14-for-39) during a 10-game hit streak (March 2-16)
- Registered a double in five-straight games (May 12-18)
- Logged 11 doubles in a 12-day span (May 7-26)

As a Sophomore (2018)

- Twenty-two starts at four different positions in 42 appearances
- Made 13 starts at third base
- Batted .375 (6-for-16) during the NCAA Tournament
- Recorded six runs in four appearances during the NCAA Tournament
- Tied team-high four runs and five hits during Nashville Super Regional
- Batted .385 at NCAA Nashville Super Regional
- Three triples against Mississippi State in super regional
- Scored game-tying run in eighth inning of super regionals
- Batted .333 (4-for-12) in three starts during South Carolina series
- Recorded six RBIs and 3 runs during South Carolina series
- Scored go-ahead run in seventh inning vs. South Carolina (April 29)
- Home run and two runs against Clemson (June 3)

As a Freshman (2017)

- 17 starts in 32 games played as a true freshman
- 16 runs scored in 32 games
- 12 RBIs in 32 games
- First career triple in win over Texas A&M (March 25)
- First career start in right field in win vs. Central Arkansas (March 8)
- First career home run against Southeast Louisiana (Feb. 28)
- Made his collegiate debut at San Diego as a pinch runner (Feb. 16)

The Ray File

- Product of Lake Brantley High School
- Honorable mention All-American by Rawlings-Perfect Game
- Named to the first team All-Region in 2016
- 2015 Perfect Game's underclass first team honors
- Sociology major
- Recipient of the Monroe J. Carell Jr. Scholarship
- Son of Tracy and Lewis Ray
- Brother to Matthew



Kumar Rocker

80 • Right-Handed Pitcher

Sophomore • 6-4 • 255

Athens, Ga. • North Oconee

As a Freshman (2019)

- D1Baseball.com Freshman of the Year
- Baseball America Freshman of the Year
- College World Series Most Outstanding Player
- Went 2-0 with a 1.46 ERA at the College World Series
- SEC All-Freshman Team
- NCAA Nashville Regional All-Tournament Team
- Finished third nationally with 12 victories
- Set a Vanderbilt College World Series record with 11 strikeouts vs. Michigan
- Struck out 19 batters and tossed Vandy's first no-hitter since 1971 (June 8 vs. Duke)
- First pitcher to throw a no-hitter in the super regional history
- Eighth pitcher to toss no-hitter in NCAA Tournament
- Went 10-1 with a 2.17 ERA in his last 11 starts, striking out 82 in 70.2 innings
- Fanned five-plus batters in 14 of his last 15 starts
- Sturck out six-plus batters in 11 of his last 14 starts
- In four NCAA Tournament starts, went 4-0 with a 0.96 ERA
- Boasted a 44-5 strikeout-to-walk ratio in the NCAA Tournament
- Held opponents to three earned runs or fewer in 18 of his last 19 appearances
- Did not permit more than two walks in 18 of his 19 appearances
- Fanned double-digit batters three times while finishing with 114 on the season

The Rocker File

- Prepped at North Oconee (Bogart, Georgia)
- Lettered two years in football
- No. 2-rated high school right-handed pitcher in the 2018 MLB Draft (MLB.com)
- Third-ranked right-handed pitcher in 2018 class (Perfect Game)
- Eight-best overall player nationally in the 2018 class (Perfect Game)
- 2018 Rawlings-Perfect Game First-Team All-American
- 2017-18 Gatorade Georgia Baseball Player of the Year
- 2018 Under Armor All-American
- Captain of team as a junior and senior
- Drafted by the Colorado Rockies in the 38th round of 2018 MLB Draft
- Undecided on a major
- Recipient of the John C. Rich Baseball Memorial Scholarship
- Son of Tracy and Lalitha
- Father Tracy played football at Auburn and was first SEC player to win both the Lombardi Award and the Outland Trophy before going on to play four years with the Washington Redskins



CJ Rodriguez


5 • Catcher

Freshman • 5-10 • 185

Newport Beach, Calif. • Mater Dei

The Rodriguez File

- Prepped at Mater Dei
- 2019 Perfect Game First-Team All-American
- 2019 team captain
- 2019 First-Team All-Trinity League
- 2019 First-Team All-American
- As a senior, he hit .350, 40 RBIs, 13 doubles, two triples and a home run
- As a junior, batted .333 with 34 RBIs, 10 doubles, three triples and a home run
- Lettered four years in basketball
- Was named first-team all-league in basketball
- Full name is Carlos A. Rodriguez
- Son of Carlos and Edith
- Brother to Miley



Thomas Schultz

66 • Right-Handed Pitcher

Freshman • 6-6 • 215

Mount Carmel, Pa. • Our Lady of Lourdes Regional

The Schultz File

- Prepped at Our Lady of Lourdes Regional (Mount Carmel, Pa.)
- First-team all-league four consecutive seasons (2016-19)
- Went 7-2 with a 0.29 ERA and .407 batting average as a senior
- Finished 6-1 with a 0.83 ERA and .382 batting average as a junior
- Helped squad to first district title in 15 seasons (2018-19)
- Four-year letter winner in basketball
- First-team all-state in basketball as a junior and senior
- Set school and area scoring record in basketball with 2,355 points
- Graduated fifth in class
- Four-year honor roll (2016-19)
- Member of National Honor Society
- Full name is Thomas Ronald Schultz
- Son of T.J. and Michelle
- Brother to Rachel
- Sister, Rachel Schultz, played basketball at Elizabethtown College (2014-16)



Ethan Smith

27 • Right-Handed Pitcher

Sophomore • 6-3 • 200

Mt. Juliet, Tenn. • Mt. Juliet

As a Freshman (2019)

- Went 4-0 with a 3.27 ERA
- Made 17 relief appearances, spanning 33.0 innings
- Recorded a staff-best .150 opponent average
- Held opponents to .148 average with runners aboard
- Eight strikeouts vs. South Carolina (May 3) matched most for reliever
- Over his final 15 appearances (29.2 innings), went 4-0 with a 2.43 ERA
- Allowed just one homer and seven extra-base hits
- Struck out four-plus batters on eight occasions, totaling 47 on the year

The Smith File

- Lettered four years at Mt. Juliet
- Tennessee's top right-handed pitcher in class of 2018 (Perfect Game)
- Third-best overall player in the class of 2018 (Perfect Game)
- Threw the first perfect game in the history of the Perfect Game Tournament
- 2018 Rawlings-Perfect Game First-Team All-American
- Led team to the 2016 and 2018 District 9-AAA title
- Captain of team as a junior and senior
- Undecided on a major
- Roommates with Dominic Keegan
- Son of David and Lisa
- Brother to Brandon, Austin, Jonathan and Megan
- Brother, Brandon played baseball at Tennessee Tech
- Brother, Austin played baseball at Columbia State
- Brother, Jonathan played baseball at Tufts



Isaiah Thomas

8 • Outfielder

Sophomore • 6-2 • 190


Palm Beach Gardens, Fla. • The Benjamin School

As a Freshman (2019)

- Made 21 appearances and six starts
- Batting .368 (14-for-38)
- Produced four multi-hit games and two multi-RBI games
- Career high five RBIs, four hits and two homers vs. Tennessee Tech (April 30)
- In an eight-game span (April 9-30), batted .433 (13-for-30) with 10 RBIs and eight runs
- Batted .320 (8-for-25) with runners
- Hit .313 (5-for-16) with two outs
- In his first start, went 2-for-4 with four RBIs and a homer at Middle Tennessee (April 9)

The Thomas File

- Product of The Benjamin School
- No. 26 overall outfielder in the class of 2018 (Perfect Game)
- 2018 Rawlings-Perfect Game Third-Team All-American
- Palm Beach 6A-1A baseball player of the year
- Batted .490 with 34 RBIs as a senior
- Swatted eight home runs and stole 16 bases as a senior
- Led team to three district titles and two regional championships
- Helped team to state semifinal appearance
- Team captain as a senior
- 39th-round selection of the Colorado Rockies in 2018 MLB Draft
- Son of St. Clair and Dianna
- Brother to Kayli
- Second cousin (dad's side) is five-time NBA Champion and former Spurs player, Tim Duncan



Carter Young

9 • Outfielder

Freshman • 6-0 • 185

Selah, Wash. • Selah

The Young File

- Team captain at Selah (Wash.)
- Baseball America Top 200 MLB prospects (No. 17)
- 2019 2A Washington State Player of the Year (WSBCA)
- 2019 first-team all-state
- 2019 Collegiate Baseball newspaper first-team All-American infielder
- Top-ranked shortstop nationally (2019 Baseball Factory)
- 2018 Washington state Gatorade Player of the Year
- 2018 USA Today All-USA Washington state Player of the Year
- 2018 MaxPreps Underclass Junior All-America Team
- 2018 Under Armor All-American
- Selected to Area Code Games
- 2017 first-team all-state honoree
- Member of 15U national team that won bronze medal at WBSC World Cup in Iwaki, Japan
- Member of 18U national team that won gold at WBSC World Cup in Thunder Bay, Ontario
- Helped team to Washington 2A state title, first in program history
- Capped high school career with second state title in four seasons
- Full name is Carter Isaac Young
- Son of Phil and Kerra
- Brother to Malachi, Gabi and Braxton

2019 Statistics

Record: 59-12 Home: 29-5 Away: 13-4 Neutral: 16-8 SEC: 23-7

Player	avg	ab	r	h	2b	3b	hr	rbi	bb	slg%	bb	ho	so	obo	ob%	sf	sh	sd-off	wp	a	+	fld%
16 Austin Martin	.392	65-65	268	87	105	19	4	10	46	.604	40	12	34	6	.486	3	0	18-23	57	91	9	.943
51 JJ Bleday	.347	71-71	274	82	95	14	1	27	72	.701	61	5	58	4	.465	6	1	1-2	108	2	2	.982
19 Stephen Scott	.325	68-68	252	68	82	21	1	14	61	.683	47	9	71	2	.446	2	0	5-6	187	34	3	.965
10 Ethan Paul	.315	71-71	286	55	90	23	1	9	73	.497	32	6	64	4	.386	8	0	11-13	74	170	9	.964
5 Phillis Clarke	.308	78-78	279	49	86	13	4	9	70	.480	31	7	48	6	.388	3	0	3-5	436	64	5	.990
18 Pat DeMarco	.293	53-53	205	49	60	19	3	7	50	.517	24	5	63	4	.376	3	0	7-10	108	1	0	1.000
2 Harrison Ray	.276	66-66	232	50	64	18	2	2	38	.397	30	4	78	2	.358	8	7	21-24	92	118	8	.963
20 Ty Duvall	.275	63-35	189	35	52	11	0	5	42	.413	42	6	46	1	.418	2	0	0-1	249	23	1	.996
22 Julian Infante	.231	58-57	199	34	46	9	0	12	39	.457	27	2	72	6	.326	2	2	3-4	456	21	3	.994
6 Tate Kohrvek	.667	4-0	3	1	2	2	0	0	1	1.333	1	0	0	0	.750	0	0	0-0	1	2	0	1.000
8 Isaiah Thomas	.368	21-6	38	9	14	3	0	3	10	.684	1	2	12	0	.405	1	0	1-1	25	0	0	1.000
99 Jovana Gonzalez	.357	25-13	56	14	20	2	0	1	10	.446	11	1	21	1	.471	0	0	2-2	8	21	5	.853
17 Walker Grisanti	.333	19-1	21	5	7	2	1	1	6	.667	5	0	9	0	.462	0	1	0-0	5	0	0	1.000
3 Cooper Davis	.331	35-31	121	26	40	7	2	0	19	.421	23	1	19	4	.441	0	6	6-7	53	1	0	1.000
12 Dominic Keegan	.227	15-0	22	3	5	1	0	0	1	.273	2	1	6	0	.320	0	0	0-0	12	3	0	1.000
13 Kinan Fortson	.125	21-2	8	5	1	0	0	0	0	.125	3	1	8	0	.417	0	8	2-2	5	8	1	.833
42 Justyn-Henry Malloy	.067	14-0	15	3	1	0	0	0	2	.067	6	1	4	1	.364	0	0	0-0	6	0	0	1.000
11 Matt Hogan	.000	4-0	4	1	0	0	0	0	0	.000	1	0	2	0	.200	0	0	0-0	8	8	0	.000
36 John Malcom	.000	2-0	3	0	0	0	0	0	1	.000	0	0	2	0	.000	0	0	0-0	0	0	0	.000
30 Sterling Hayes	.000	5-0	2	2	0	0	0	0	0	.000	2	0	1	0	.500	0	0	0-0	2	2	0	1.000
80 Kumar Rucker	.000	3-3	0	0	0	0	0	0	0	.000	0	0	0	0	.000	0	0	0-0	1	8	1	.900
66 Drake Fellows	.000	9-9	0	0	0	0	0	0	0	.000	0	0	0	0	.000	0	0	0-0	5	16	3	.875
29 Patrick Raby	.000	19-19	0	0	0	0	0	0	0	.000	0	0	0	0	.000	0	0	0-0	3	5	0	1.000
Totals	.311	71	2477	578	770	164	19	100	541	.514	389	63	603	39	.412	38	19	80-100	1901	598	50	.980
Opponents	.227	71	2368	291	537	111	9	33	270	.323	268	68	765	25	.320	20	22	44-62	1805	542	72	.970

LOB - Team (603), Opp (664). DPs turned - Team (36), Opp (48). BB - Team (14), Bleday 6, Scott 2, Duvall 2, Paul 2, Martin 1, Davis 1, Opp (2). Picked off - Ray 3, Martin 2, Paul 2, DeMarco 1, Clarke 1.

(All games Sorted by Earned run avg)

Player	era	w-l	avg	ab	on	off	cs	ip	h	r	er	bb	so	2b	3b	hr	b/avg	wp	ho	bk	sh	oth
44 Mason Hickman	2.06	9-0	20	18	0	0/1	3	96.2	64	24	22	28	129	20	1	7	.183	3	6	0	2	0
29 Patrick Raby	3.08	10-1	18	15	0	0/1	0	76.0	75	34	26	46	81	10	0	5	.260	6	2	1	4	3
80 Kumar Rucker	3.26	12-5	19	16	1	1/0	0	99.2	88	40	36	21	114	18	2	2	.233	7	7	5	8	6
66 Drake Fellows	4.09	13-2	19	19	2	1/1	0	116.2	111	57	53	47	133	24	1	9	.249	17	17	0	1	5
21 Tyler Brown	2.19	3-1	31	0	0	0/3	17	49.1	35	13	12	9	65	6	1	1	.193	3	0	0	1	1
39 Jake Eder	2.97	2-0	19	0	0	0/1	4	39.1	28	18	18	16	41	7	0	2	.200	2	2	0	1	8
27 Ethan Smith	3.27	4-0	17	0	0	0/2	0	33.0	17	13	12	17	47	5	1	1	.150	4	5	1	1	1
32 Huah Fisher	4.41	2-0	22	0	0	0/2	4	34.2	31	18	17	21	46	5	1	2	.231	7	8	0	1	0
35 Jackson Gillis	5.14	1-1	7	0	0	0/0	0	7.0	7	6	4	5	7	0	0	0	.269	3	2	0	2	0
34 Zach King	6.18	0-2	22	8	0	0/3	3	39.1	40	27	27	22	47	3	1	1	.274	3	8	0	8	2
45 Chance Huff	6.38	2-0	8	4	0	0/0	0	18.1	16	13	13	16	21	7	0	0	.229	5	2	1	1	0
43 Austin Becker	6.76	0-0	2	0	0	0/0	1	4.0	8	4	8	4	9	0	0	0	.200	1	1	0	0	0
49 AJ Franklin	10.43	1-0	14	0	0	0/0	0	14.2	16	17	17	13	17	6	0	2	.267	2	6	0	0	1
33 Erik Kolesar	12.00	0-0	1	1	0	0/0	0	3.0	4	4	4	0	4	0	1	1	.308	0	1	0	0	0
55 Joe Gobillot	13.50	0-0	2	0	0	0/0	0	2.0	2	3	3	3	4	0	0	0	.250	1	1	0	0	0
Totals	3.72	59-12	71	71	3	6/4	32	633.2	537	291	262	268	765	111	9	33	.227	64	68	8	20	22
Opponents	7.55	12-59	71	71	0	1/1	4	601.2	770	578	505	389	603	164	19	100	.311	75	63	10	38	19

FB - Team (12), Clarke 8, Duvall 4, Opp (14). Pickoffs - Team (7), Clarke 2, Raby 2, Eder 1, Fellows 1, King 1, Opp (9).

SBA/ATT - Clarke (29-41), Duvall (9-12), Rucker (10-11), Fellows (4-10), King (6-9), Hickman (7-8), Raby (4-7), Eder (5-7), Scott (4-5), Fisher (2-2), Smith (1-2), Gillis (2-2), Brown (1-1), Gobillot (1-1), Franklin (1-1), Huff (0-1), Keegan (1-1).

2019 SEC Statistics

Record: 23-7 Home: 12-3 Away: 11-4 SEC: 23-7

Player	avg	wp-wl	ab	r	h	2b	3b	hr	rbi	bb	slg%	bb	hp	so	obp	ob%	ef	sh	sb	att	avg	a	e	fld%
16 Austin Martin	.424	28-28	118	39	50	11	1	3	22	72	.610	13	7	17	1	.500	2	0	8-11		18	35	4	.930
19 Stephen Scott	.352	29-29	108	30	38	8	0	7	24	67	.620	18	3	30	1	.457	0	0	3-4		42	2	1	.978
5 Philip Clarke	.836	38-38	116	18	39	8	2	3	29	60	.617	13	2	18	2	.406	2	0	1-2		213	34	3	.988
20 Ty Duvall	.310	28-7	84	17	26	7	0	2	17	39	.464	22	2	15	1	.459	1	0	0-1		48	2	0	1.000
51 JJ Bledsoe	.804	38-38	115	34	35	3	1	13	30	79	.687	25	8	30	1	.438	1	1	1-2		54	1	2	.985
10 Ethan Paul	.270	30-30	122	25	33	8	1	6	36	61	.500	11	3	33	0	.341	2	0	4-4		29	79	5	.956
18 Pat DeMarco	.261	17-17	69	15	18	3	0	3	16	30	.435	5	1	28	2	.320	0	0	3-4		37	8	8	1.000
2 Harrison Ray	.254	30-30	114	24	29	9	1	2	19	46	.404	9	3	34	1	.318	3	4	6-9		39	62	5	.953
22 Julian Infante	.242	29-29	99	18	24	4	0	6	22	46	.465	14	2	36	2	.346	1	1	2-2		248	15	8	1.000
99 Jayson Gonzalez	.656	7-2	9	1	5	1	0	0	2	6	.667	1	0	1	0	.600	0	0	0-0		2	2	1	.800
8 Isalah Thomas	.263	10-3	19	2	5	1	0	0	1	6	.316	1	1	9	0	.333	0	0	0-0		14	0	0	1.000
3 Cooper Davis	.259	15-14	54	10	14	3	0	0	6	17	.815	7	1	12	8	.356	0	8	3-3		34	8	8	1.000
17 Walker Grisanti	.250	8-0	4	1	1	0	0	1	1	4	1.000	0	0	2	0	.250	0	0	0-0		2	0	0	1.000
12 Dominic Kasean	.111	7-0	9	0	1	0	0	0	0	1	.111	2	0	2	0	.278	0	0	0-0		4	1	8	1.000
42 Justyn-Henry Malloy	.000	2-0	2	0	0	0	0	0	0	0	.000	0	0	0	0	.000	0	0	0-0		0	0	0	.000
13 Kianka Fortson	.000	9-0	2	2	0	0	0	0	0	0	.000	0	1	0	0	.333	0	0	0-0		1	8	1	.500
80 Kumar Rocker	.000	2-2	0	0	0	0	0	0	0	0	.000	0	0	0	0	.000	0	0	0-0		1	5	1	.857
29 Patrick Roby	.000	13-13	0	0	0	0	0	0	0	0	.000	0	0	0	0	.000	0	0	0-0		3	2	8	1.000
66 Drake Fellows	.000	6-6	0	0	0	0	0	0	0	0	.000	0	0	0	0	.000	0	0	0-0		1	12	1	.929
Totals	.305	30	1044	236	318	66	6	46	225	534	.511	141	29	257	14	.398	12	9	31-42		794	267	24	.978
Opponents	.244	30	1000	134	244	42	4	16	121	342	.342	115	26	284	13	.334	12	8	15-21		768	250	27	.974

LOB - Team (231), Opp (283). DPs turned - Team (19), Opp (20). 1BB - Team (5), Bledsoe 3, Duvall 1, Martin 1, Opp (2). Picked off - Ray 2, Paul 1, DeMarco 1.

(SEC games only Sorted by Earned run avg)

Player	era	w-l	inn	ab	ca	sho	sv	ip	h	r	er	bb	so	2b	3b	hr	b/sv	wpa	hp	lks	sho	sv
29 Patrick Roby	3.42	6-1	10	10	0	0/1	0	50.0	58	21	19	28	52	7	0	3	.276	4	1	1	4	1
66 Drake Fellows	4.00	7-0	10	10	1	1/0	0	63.0	57	30	28	25	64	10	0	5	.241	10	12	0	0	2
80 Kumar Rocker	4.08	6-4	10	10	0	0/0	0	58.0	58	30	26	13	58	12	2	2	.260	5	8	4	8	8
21 Tyler Brown	2.82	2-1	13	0	0	0/1	9	22.1	18	7	7	6	30	2	1	0	.163	3	0	0	0	0
27 Ethan Smith	4.05	1-0	7	0	0	0/0	0	13.1	7	6	6	7	18	3	0	1	.156	2	1	0	0	0
32 Hugh Fisher	4.26	1-0	12	0	0	0/1	3	19.0	18	10	9	12	26	3	0	2	.186	2	8	0	1	0
39 Jake Eder	4.26	0-0	7	0	0	0/0	0	19.0	18	12	9	9	17	2	0	2	.247	1	1	0	1	1
44 Mason Hickman	4.50	0-0	1	0	0	0/0	1	4.0	4	2	2	2	6	1	0	1	.250	0	0	0	0	0
34 Zach King	6.92	0-1	8	0	0	0/0	2	13.0	16	10	10	8	13	1	1	0	.320	1	4	0	2	1
49 AJ Franklin	13.50	0-0	4	0	0	0/0	0	2.2	4	4	4	4	0	1	0	0	.833	0	1	0	0	0
35 Jackson Gillis	27.00	0-0	1	0	0	0/0	0	0.1	1	2	1	1	1	0	0	0	.500	1	0	0	1	0
Totals	4.11	23-7	30	30	1	2/1	15	264.2	244	134	121	115	284	42	4	16	.244	29	26	5	12	8
Opponents	7.59	7-23	30	30	0	1/1	3	256.0	318	236	216	141	257	66	6	46	.305	25	29	2	12	9

PB - Team (5), Clarke 5, Opp (4). Pickoffs - Team (5), Clarke 2, Eder 1, Roby 1, Fellows 1, Opp (4). SBA/ATT - Clarke (14-18), Rocker (6-7), Eder (3-4), Fellows (3-4), Roby (1-3), Smith (1-2), Franklin (1-1).

2019 Statistics

Multiple Hit Games

Player	2	3	4	5+	Tot
16 Austin Martin.....	19	11	4	-	34
5 Philip Clarke.....	23	6	-	-	29
10 Ethan Paul.....	22	4	-	-	27
51 JJ Bleday.....	19	6	-	1	26
19 Stephen Scott.....	19	4	1	-	24
2 Harrison Ray.....	14	3	-	-	17
18 Pat DeMarco.....	12	2	1	-	15
20 Ty Duvall.....	11	3	-	-	14
3 Cooper Davis.....	10	1	1	-	12
22 Julian Infante.....	7	2	-	-	9
99 Jayson Gonzalez.....	7	-	-	-	7
8 Isaiah Thomas.....	2	1	1	-	4
17 Walker Grisanti.....	1	-	1	-	2
6 Tate Kolwyck.....	1	-	-	-	1
12 Dominic Keegan.....	1	-	-	-	1
TEAM.....	168	43	9	2	222

Multiple RBI Games

Player	2	3	4	5+	Tot
51 JJ Bleday.....	13	2	2	-	19
5 Philip Clarke.....	9	3	3	2	17
10 Ethan Paul.....	6	6	1	3	16
16 Austin Martin.....	8	7	-	-	15
19 Stephen Scott.....	4	4	4	1	13
18 Pat DeMarco.....	5	4	1	1	11
22 Julian Infante.....	7	1	1	1	10
20 Ty Duvall.....	4	3	3	-	10
2 Harrison Ray.....	6	1	-	-	7
3 Cooper Davis.....	4	2	-	-	6
17 Walker Grisanti.....	1	1	-	-	2
99 Jayson Gonzalez.....	2	-	-	-	2
8 Isaiah Thomas.....	-	-	1	1	2
TEAM.....	69	34	16	11	130

Hitting Streaks

10 Ethan Paul.....	14
5 Philip Clarke.....	13
51 JJ Bleday.....	12
16 Austin Martin.....	12
Harrison Ray.....	10
19 Stephen Scott.....	10
3 Cooper Davis.....	9
18 Pat DeMarco.....	9
20 Ty Duvall.....	8
99 Jayson Gonzalez.....	7
22 Julian Infante.....	7
8 Isaiah Thomas.....	3
17 Walker Grisanti.....	2
12 Dominic Keegan.....	2
6 Tate Kolwyck.....	1
13 Kiambu Fentress.....	1
42 Justyn-Henry Malloy.....	1

Category Leaders

Batting average

16 Austin Martin.....	.392
51 JJ Bleday.....	.347
19 Stephen Scott.....	.325
10 Ethan Paul.....	.315
5 Philip Clarke.....	.308

Slugging percentage

51 JJ Bleday.....	.701
16 Austin Martin.....	.604
19 Stephen Scott.....	.583
18 Pat DeMarco.....	.517
10 Ethan Paul.....	.497

On base percentage

16 Austin Martin.....	.486
51 JJ Bleday.....	.465
19 Stephen Scott.....	.445
20 Ty Duvall.....	.418
5 Philip Clarke.....	.388

Runs scored

16 Austin Martin.....	87
51 JJ Bleday.....	82
19 Stephen Scott.....	68
10 Ethan Paul.....	55
2 Harrison Ray.....	50

Hits

16 Austin Martin.....	105
51 JJ Bleday.....	95
10 Ethan Paul.....	90
5 Philip Clarke.....	86
19 Stephen Scott.....	82

Runs batted in

10 Ethan Paul.....	73
51 JJ Bleday.....	72
5 Philip Clarke.....	70
19 Stephen Scott.....	61
18 Pat DeMarco.....	50

Doubles

10 Ethan Paul.....	23
19 Stephen Scott.....	21
16 Austin Martin.....	19
18 Pat DeMarco.....	19
2 Harrison Ray.....	18

Triples

5 Philip Clarke.....	4
16 Austin Martin.....	4
18 Pat DeMarco.....	3
3 Cooper Davis.....	2
2 Harrison Ray.....	2

Home runs

51 JJ Bleday.....	27
19 Stephen Scott.....	14
22 Julian Infante.....	12
16 Austin Martin.....	10
2 tied at.....	9

Total bases

51 JJ Bleday.....	192
16 Austin Martin.....	162
19 Stephen Scott.....	147
10 Ethan Paul.....	142
5 Philip Clarke.....	134

Walks

51 JJ Bleday.....	61
19 Stephen Scott.....	47
20 Ty Duvall.....	42
16 Austin Martin.....	40
10 Ethan Paul.....	32

Hit by pitch

16 Austin Martin.....	12
19 Stephen Scott.....	9
5 Philip Clarke.....	7
20 Ty Duvall.....	6
10 Ethan Paul.....	6

Sac bunts

2 Harrison Ray.....	7
3 Cooper Davis.....	5
13 Kiambu Fentress.....	3
22 Julian Infante.....	2
2 tied at.....	1

Sac flies

10 Ethan Paul.....	8
2 Harrison Ray.....	8
51 JJ Bleday.....	6
3 tied at.....	3

Stolen bases

2 Harrison Ray.....	21
16 Austin Martin.....	18
10 Ethan Paul.....	11
18 Pat DeMarco.....	7
3 Cooper Davis.....	6

Steal attempts

2 Harrison Ray.....	24
16 Austin Martin.....	23
10 Ethan Paul.....	13
18 Pat DeMarco.....	10
3 Cooper Davis.....	7

Stolen base percentage

2 Harrison Ray.....	.875
10 Ethan Paul.....	.846
19 Stephen Scott.....	.833
16 Austin Martin.....	.783
22 Julian Infante.....	.750

Total plate appearances

51 JJ Bleday.....	347
10 Ethan Paul.....	332
16 Austin Martin.....	323
5 Philip Clarke.....	320
19 Stephen Scott.....	310

At-bats

10 Ethan Paul.....	286
5 Philip Clarke.....	279
51 JJ Bleday.....	274
16 Austin Martin.....	268
19 Stephen Scott.....	252

Games played

51 JJ Bleday.....	71
10 Ethan Paul.....	71
5 Philip Clarke.....	70
19 Stephen Scott.....	69
2 Harrison Ray.....	66

Game starts

10 Ethan Paul.....	71
51 JJ Bleday.....	71
5 Philip Clarke.....	70
19 Stephen Scott.....	69
16 Austin Martin.....	65

Games as sub

20 Ty Duvall.....	28
13 Kiambu Fentress.....	19
17 Walker Grisanti.....	18
12 Dominic Keegan.....	15
8 Isaiah Thomas.....	15

Earned run average

44 Mason Hickman.....	2.05
29 Patrick Raby.....	3.08
80 Kumar Rocker.....	3.25
66 Drake Fellows.....	4.09

Opposing batting average

44 Mason Hickman.....	.183
80 Kumar Rocker.....	.233
66 Drake Fellows.....	.249
29 Patrick Raby.....	.260

Won-loss percentage

44 Mason Hickman.....	1.000
29 Patrick Raby.....	.909
66 Drake Fellows.....	.867
80 Kumar Rocker.....	.706

Wins

66 Drake Fellows.....	13
80 Kumar Rocker.....	12
29 Patrick Raby.....	10
44 Mason Hickman.....	9
27 Ethan Smith.....	4

Saves

21 Tyler Brown.....	17
32 Hugh Fisher.....	4
39 Jake Eder.....	4
44 Mason Hickman.....	3
34 Zach King.....	3

Innings pitched

66 Drake Fellows.....	116.2
80 Kumar Rocker.....	99.2
44 Mason Hickman.....	96.2
29 Patrick Raby.....	76.0

Batters struck out

66 Drake Fellows.....	133
44 Mason Hickman.....	129
80 Kumar Rocker.....	114
29 Patrick Raby.....	81
21 Tyler Brown.....	65

Appearances

21 Tyler Brown.....	31
32 Hugh Fisher.....	22
34 Zach King.....	22
44 Mason Hickman.....	20
3 tied at.....	19

Games started

66 Drake Fellows.....	19
80 Kumar Rocker.....	16
29 Patrick Raby.....	15
44 Mason Hickman.....	13
45 Chance Huff.....	4

Games finished

21 Tyler Brown.....	24
39 Jake Eder.....	11
34 Zach King.....	8
49 AJ Franklin.....	6
2 tied at.....	5

Games in relief

21 Tyler Brown.....	31
32 Hugh Fisher.....	22
34 Zach King.....	19
39 Jake Eder.....	19
27 Ethan Smith.....	17

Wild pitches

66 Drake Fellows.....	17
80 Kumar Rocker.....	7
32 Hugh Fisher.....	7
29 Patrick Raby.....	6
45 Chance Huff.....	5

Hit batters

66 Drake Fellows.....	17
34 Zach King.....	8
32 Hugh Fisher.....	8
80 Kumar Rocker.....	7
2 tied at.....	6

Batters struck out looking

44 Mason Hickman.....	42
66 Drake Fellows.....	31
80 Kumar Rocker.....	27
21 Tyler Brown.....	24
29 Patrick Raby.....	18

Fielding percentage

18 Pat DeMarco.....	1.000
3 Cooper Davis.....	1.000
8 Isaiah Thomas.....	1.000
12 Dominic Keegan.....	1.000
29 Patrick Raby.....	1.000

Chances

5 Philip Clarke.....	505
22 Julian Infante.....	480
20 Ty Duvall.....	273
10 Ethan Paul.....	253
2 Harrison Ray.....	218

Putouts

22 Julian Infante.....	456
5 Philip Clarke.....	436
20 Ty Duvall.....	249
19 Stephen Scott.....	187
2 tied at.....	108

Assists

10 Ethan Paul.....	170
2 Harrison Ray.....	118
16 Austin Martin.....	91
5 Philip Clarke.....	64
20 Ty Duvall.....	23

Errors

16 Austin Martin.....	9
10 Ethan Paul.....	9
2 Harrison Ray.....	8
5 Philip Clarke.....	5
99 Jayson Gonzalez.....	5

2019 Statistics

Defensive Statistics

Player	C	PO	A	E	FLD%	DPs	SBA	CS	SB%	PB	CI
18 Pat DeMarco	109	108	1	0	1.000	0	0	0	.000	0	0
3 Cooper Davis	54	53	1	0	1.000	0	0	0	.000	0	0
8 Isaiah Thomas	25	25	0	0	1.000	0	0	0	.000	0	0
12 Dominic Keegan	15	12	3	0	1.000	0	1	0	1.000	0	0
29 Patrick Raby	8	3	5	0	1.000	0	4	3	.571	0	0
39 Jake Eder	7	1	6	0	1.000	0	5	2	.714	0	0
44 Mason Hickman	7	1	6	0	1.000	0	7	1	.875	0	0
34 Zach King	7	0	7	0	1.000	1	6	3	.667	0	0
27 Ethan Smith	6	2	4	0	1.000	0	1	1	.500	0	0
42 Justyn-Henry Mall	6	6	0	0	1.000	0	0	0	.000	0	0
32 Hugh Fisher	5	2	3	0	1.000	0	2	0	1.000	0	0
45 Chance Huff	5	1	4	0	1.000	0	0	1	.000	0	0
17 Walker Grisanti	5	5	0	0	1.000	0	0	0	.000	0	0
21 Tyler Brown	4	0	4	0	1.000	0	1	0	1.000	0	0
30 Sterling Hayes	4	2	2	0	1.000	1	0	0	.000	0	0
6 Tate Kolwyck	3	1	2	0	1.000	0	0	0	.000	0	0
49 AJ Franklin	2	1	1	0	1.000	0	1	0	1.000	0	0
43 Austin Becker	1	0	1	0	1.000	0	0	0	.000	0	0
20 Ty Duvall	273	249	23	1	.996	0	9	3	.750	4	0
22 Julian Infante	480	456	21	3	.994	22	0	0	.000	0	0
5 Philip Clarke	505	436	64	5	.990	4	29	12	.707	8	0
19 Stephen Scott	204	187	14	3	.985	8	4	1	.800	0	0
51 JJ Bleday	112	108	2	2	.982	1	0	0	.000	0	0
10 Ethan Paul	253	74	170	9	.964	25	0	0	.000	0	0
2 Harrison Ray	218	92	118	8	.963	17	0	0	.000	0	0
16 Austin Martin	157	57	91	9	.943	6	0	0	.000	0	0
80 Kumar Rocker	10	1	8	1	.900	0	10	1	.909	0	0
66 Drake Fellows	24	5	16	3	.875	1	4	6	.400	0	0
99 Jayson Gonzalez	34	8	21	5	.853	2	0	0	.000	0	0
13 Kambu Fentress	6	5	0	1	.833	0	0	0	.000	0	0
11 Matt Hogan	0	0	0	0	.000	0	0	0	.000	0	0
36 John Malcom	0	0	0	0	.000	0	0	0	.000	0	0
55 Joe Gobillot	0	0	0	0	.000	0	1	0	1.000	0	0
35 Jackson Gillis	0	0	0	0	.000	0	2	0	1.000	0	0
33 Erik Kaiser	0	0	0	0	.000	0	0	0	.000	0	0
Totals	2549	1901	598	50	.980	36	44	18	.710	12	0
Opponents	2419	1805	542	72	.970	48	80	20	.800	14	0

Team Superlatives

Batting

At bats:	48	vs Tennessee Tech (Apr 30, 2019)
Runs scored:	24	vs Davidson (Mar 05, 2019)
Hits:	21	vs Tennessee Tech (Apr 30, 2019)
RBIs:	23	vs Davidson (Mar 05, 2019)
Doubles:	6	vs Davidson (Mar 05, 2019)
Triples:	2	Twice, last vs. East Tennessee State (Mar 06, 2019)
Home runs:	5	Twice, last vs Duke (Jun 09, 2019 at Nashville, Tenn.)
Total bases:	38	vs Tennessee Tech (Apr 30, 2019)
Walks:	17	vs Davidson (Mar 05, 2019)
Strikeouts:	14	at Alabama (Apr 20, 2019)
	14	at Alabama (Apr 21, 2019)
Sac hit:	2	3x, last vs. Western Kentucky (Apr 02, 2019)
Sac flies:	2	(6 games)
Stolen bases:	4	Twice, last vs. Tennessee Tech (Apr 30, 2019)
Hit by pitch:	3	(4 games)
Caught stealing:	2	3x, last vs. Auburn (Apr 27, 2019)
Runners LOB:	15	vs Florida (Mar 22, 2019)
Hit into DP:	3	Twice, last at South Carolina (May 03, 2019)

Fielding

Putouts:	33	at Georgia (Apr 05, 2019)
Assists:	14	at Kentucky (May 16, 2019)
Errors:	4	at Texas A&M (Mar 17, 2019)
Passed balls:	1	(12 games)
DPs turned:	2	(5 games)

Pitching

Innings pitched:	11.0	at Georgia (Apr 05, 2019)
Runs allowed:	18	vs Duke (Jun 07, 2019 at Nashville, Tenn.)
Earned runs:	16	vs Duke (Jun 07, 2019 at Nashville, Tenn.)
Walks allowed:	12	vs Austin Peay (Feb 27, 2019)
Strikeouts:	19	vs Duke (Jun 08, 2019 at Nashville, Tenn.)
Hits allowed:	22	vs Arkansas (Apr 14, 2019)
Doubles allowed:	6	vs Arkansas (Apr 14, 2019)
Triples allowed:	2	vs Duke (Jun 07, 2019 at Nashville, Tenn.)
Homers allowed:	2	(5 games)
Wild pitches:	4	vs Duke (Jun 07, 2019 at Nashville, Tenn.)
Hit batters:	3	(6 games)

Inning-by-Inning Scoring

Team	1	2	3	4	5	6	7	8	9	EX	Total
Vanderbilt	80	74	106	70	53	60	62	40	30	3	578
Opponents	36	36	30	35	34	26	35	33	24	2	291

Attendance

Home attendance	95267	(30 dates avg = 3175)
Away attendance	263150	(37 dates avg = 7112)
Total attendance	358417	(67 dates avg = 5349)

Win-Loss Summary

Total	59-12
Conference	23-7
Non-Conf	36-5
Home	28-5
Away	13-4
Neutral	18-3
Day	25-10
Night	34-2
vs Left	19-6
vs Right	40-6
1-Run games	7-3
2-Run games	4-2
5+Run games	31-4
Extra innings	2-1
Shutouts	6-1
Scoring 0-2 runs	3-4
Scoring 3-5 runs	15-4
Scoring 6-9 runs	16-3
Scoring 10+ runs	25-1
Opponent 0-2 runs	31-0
Opponent 3-5 runs	20-2
Opponent 6-9 runs	4-7
Opponent 10+ runs	4-3
Scored in 1st inning	24-3
Scores first	41-4
Opp. scores first	18-8

Individual Superlatives

Batting

At bats:	6	(18 games)
Runs scored:	4	(6 games)
Hits:	5	Twice, last JJ Bleday vs Auburn (May 22, 2019 at Hoover, Ala.)
RBIs:	7	Pat DeMarco vs Davidson (Mar 05, 2019)
Doubles:	3	Twice, last Julian Infante vs Indiana State (Jun 01, 2019)
Triples:	1	(19 games)
Home runs:	2	(10 games)
Total bases:	10	Twice, last Stephen Scott at Kentucky (May 16, 2019)
Walks:	3	(10 games)
Strikeouts:	4	Julian Infante at Alabama (Apr 21, 2019)
Sac hits:	2	Cooper Davis vs Illinois State (Mar 08, 2019)
Sac flies:	2	Harrison Ray vs Dayton (Mar 02, 2019)
Stolen bases:	2	(7 games)
Hit by pitch:	2	3x, last Ethan Paul vs Missouri (May 10, 2019)
Caught stealing:	1	(20 games)
Runners LOB:	6	3x, last Stephen Scott vs Tennessee (Mar 29, 2019)

Fielding

Putouts:	18	Philip Clarke vs Dayton (Mar 01, 2019)
Assists:	6	(4 games)
Errors:	2	Twice, last Julian Infante vs Ohio State (May 31, 2019)
Passed balls:	1	(12 games)

Pitching

Innings pitched:	9.0	3x, last Kumar Rocker vs Duke (Jun 08, 2019)
Runs allowed:	8	Drake Fellows at South Carolina (May 03, 2019)
Earned runs:	7	Drake Fellows at South Carolina (May 03, 2019)
Walks allowed:	6	Twice, last Patrick Raby vs Florida (Mar 22, 2019)
Strikeouts:	19	Kumar Rocker vs Duke (Jun 08, 2019)
Hits allowed:	10	Kumar Rocker vs Tennessee (Mar 31, 2019)
Doubles allowed:	5	Mason Hickman vs Western Kentucky (Apr 02, 2019)
Triples allowed:	1	(9 games)
Homers allowed:	2	3x, last Mason Hickman vs Duke (Jun 09, 2019)
Wild pitches:	3	Hugh Fisher vs LSU (May 25, 2019 at Hoover, Ala.)
Hit batters:	3	Twice, last Drake Fellows vs Auburn (Apr 25, 2019)

2019 Results

Date	Opponent	Score	Inns	Overall	SEC	Pitcher of record	Atbats	Time
Feb 15, 2019	vs Virginia	w 15-9	9	1-0-0	0-0-0	Huff (W 1-0)	1747	4:04
Feb 16, 2019	vs #25 Cal State Fullerton	w 14-9	9	2-0-0	0-0-0	Raby (W 1-0)	2176	8:26
Feb 17, 2019	vs #16 TCU	L 2-10	9	2-1-0	0-0-0	Rocker (L 0-1)	1738	3:11
Feb 20, 2019	EVANSVILLE	w 5-4	9	3-1-0	0-0-0	Fisher (W 1-0)	2665	8:32
Feb 24, 2019	PEPPERDINE-1	w 6-3	9	4-1-0	0-0-0	Fellows (W 1-0)	2837	2:56
Feb 24, 2019	PEPPERDINE-2	w 6-2	9	5-1-0	0-0-0	Rocker (W 1-1)	-	2:49
Feb 26, 2019	SOUTHEAST MISSOURI	w 11-3	9	6-1-0	0-0-0	Smith (W 1-0)	2700	3:20
Feb 27, 2019	AUSTIN PEAY	L 6-7	(10)	6-2-0	0-0-0	Gillis (L 0-1)	2726	4:32
Mar 01, 2019	DAYTON	w 11-3	9	7-2-0	0-0-0	Fellows (W 2-0)	2745	3:30
Mar 02, 2019	DAYTON-1	w 5-1	9	8-2-0	0-0-0	Raby (W 2-0)	2819	2:54
Mar 02, 2019	DAYTON-2	w 2-0	9	9-2-0	0-0-0	Smith (W 2-0)	-	2:30
Mar 06, 2019	DAVIDSON	w 24-2	9	10-2-0	0-0-0	Huff (W 2-0)	2667	8:26
Mar 06, 2019	EAST TENNESSEE STATE	w 12-4	9	11-2-0	0-0-0	Gillis (W 1-1)	2665	2:58
Mar 08, 2019	ILLINOIS STATE	w 10-4	9	12-2-0	0-0-0	Fellows (W 3-0)	2694	8:16
Mar 10, 2019	ILLINOIS STATE-1	w 9-1	9	13-2-0	0-0-0	Raby (W 3-0)	2866	2:52
Mar 10, 2019	ILLINOIS STATE-2	L 3-7	9	13-3-0	0-0-0	Kino (L 0-1)	-	8:13
Mar 12, 2019	SAMFORD	w 11-6	9	14-3-0	0-0-0	Hickman (W 1-0)	2823	3:28
* Mar 16, 2019	at #22 Texas A&M	w 7-4	9	15-3-0	1-0-0	Fellows (W 4-0)	5774	8:37
* Mar 16, 2019	at #22 Texas A&M	L 7-8	9	15-4-0	1-1-0	King (L 0-2)	7104	3:46
* Mar 17, 2019	at #22 Texas A&M	L 0-7	9	15-5-0	1-2-0	Rocker (L 1-2)	5385	2:32
Mar 19, 2019	vs Belmont	w 3-0	9	16-5-0	1-2-0	Hickman (W 2-0)	1032	2:54
* Mar 21, 2019	#14 FLORIDA	w 5-0	9	17-5-0	2-2-0	Fellows (W 5-0)	3626	2:31
* Mar 22, 2019	#14 FLORIDA	w 15-2	9	18-5-0	3-2-0	Raby (W 4-0)	3626	3:22
* Mar 23, 2019	#14 FLORIDA	w 14-4	9	19-5-0	4-2-0	Rocker (W 2-2)	3626	2:54
Mar 26, 2019	vs Lipscomb	w 15-1	9	20-5-0	4-2-0	Hickman (W 3-0)	1277	3:01
* Mar 29, 2019	TENNESSEE	w 4-2	9	21-5-0	5-2-0	Fellows (W 6-0)	3626	8:19
* Mar 30, 2019	TENNESSEE	w 10-4	9	22-5-0	6-2-0	Raby (W 5-0)	3626	3:01
* Mar 31, 2019	TENNESSEE	L 6-7	9	22-6-0	6-3-0	Rocker (L 2-3)	3626	8:09
Apr 02, 2019	WESTERN KENTUCKY	w 5-4	(10)	23-6-0	6-3-0	Smith (W 3-0)	2877	3:20
* Apr 06, 2019	at #4 Georgia	w 3-2	(11)	24-6-0	7-3-0	Brown (W 1-0)	3168	8:40
* Apr 06, 2019	at #4 Georgia	L 3-8	9	24-7-0	7-4-0	Raby (L 5-1)	3117	2:57
* Apr 07, 2019	at #4 Georgia	L 1-8	9	24-8-0	7-5-0	Rocker (L 2-4)	3045	2:32
Apr 09, 2019	at Middle Tennessee	w 15-3	9	25-8-0	7-5-0	Hickman (W 4-0)	2557	3:34
* Apr 12, 2019	#12 ARKANSAS	w 3-2	9	26-8-0	8-5-0	Fellows (W 7-0)	3626	2:24
* Apr 13, 2019	#12 ARKANSAS	w 12-2	9	27-8-0	9-5-0	Rocker (W 3-4)	3305	2:27
* Apr 14, 2019	#12 ARKANSAS	L 12-14	9	27-9-0	9-6-0	Brown (L 1-1)	3626	4:01
Apr 16, 2019	INDIANA STATE	w 7-1	9	28-9-0	9-6-0	Hickman (W 5-0)	2810	2:57
* Apr 19, 2019	at Alabama	w 7-4	9	29-9-0	10-6-0	Fellows (W 8-0)	2862	8:04
* Apr 20, 2019	at Alabama	w 13-5	9	30-9-0	11-6-0	Rocker (W 4-4)	3609	3:14
* Apr 21, 2019	at Alabama	w 2-0	9	31-9-0	12-6-0	Raby (W 6-1)	3006	2:53
* Apr 25, 2019	#25 AUBURN	w 12-6	9	32-9-0	13-6-0	Fellows (W 9-0)	3050	4:22
* Apr 26, 2019	#25 AUBURN	w 5-2	9	33-9-0	14-6-0	Rocker (W 5-4)	3626	8:10
* Apr 27, 2019	#25 AUBURN	w 9-5	9	34-9-0	15-6-0	Raby (W 7-1)	3626	3:04
Apr 30, 2019	TENNESSEE TECH	w 21-10	9	35-9-0	15-6-0	Hickman (W 6-0)	3191	4:13
* May 03, 2019	at South Carolina	w 22-11	9	36-9-0	16-6-0	Smith (W 4-0)	6570	4:25
* May 05, 2019	at South Carolina-1	w 9-8	7	37-9-0	17-6-0	Rocker (W 6-4)	-	2:34
* May 05, 2019	at South Carolina-2	w 6-2	7	38-9-0	18-6-0	Raby (W 8-1)	7027	2:35
May 07, 2019	at #3 Louisville	w 6-2	9	39-9-0	18-6-0	Franklin (W 1-0)	3239	8:39
* May 10, 2019	#21 MISSOURI	w 5-2	9	40-9-0	19-6-0	Fellows (W 10-0)	3626	2:46
* May 11, 2019	#21 MISSOURI	L 2-6	9	40-10-0	19-7-0	Rocker (L 6-5)	3262	8:08
* May 12, 2019	#21 MISSOURI	w 7-2	9	41-10-0	20-7-0	Raby (W 9-1)	3154	2:59
May 14, 2019	MIDDLE TENNESSEE	w 5-2	9	42-10-0	20-7-0	Eder (W 1-0)	3525	8:06
* May 16, 2019	at Kentucky	w 16-10	9	43-10-0	21-7-0	Fisher (W 2-0)	3649	3:43
* May 17, 2019	at Kentucky	w 12-4	9	44-10-0	22-7-0	Rocker (W 7-6)	4491	8:07
* May 18, 2019	at Kentucky	w 7-4	9	45-10-0	23-7-0	Brown (W 2-1)	4249	3:57
May 22, 2019	vs Auburn	w 11-1	8	46-10-0	23-7-0	Hickman (W 7-0)	0	8:14
May 23, 2019	vs Mississippi State	w 1-0	9	47-10-0	23-7-0	Fellows (W 11-0)	8620	2:59
May 25, 2019	vs LSU	w 13-4	9	48-10-0	23-7-0	Rocker (W 8-6)	12872	8:25
May 26, 2019	vs Ole Miss	w 11-10	9	49-10-0	23-7-0	Brown (W 3-1)	10487	4:22
May 31, 2019	vs Ohio State	w 8-2	9	50-10-0	23-7-0	Fellows (W 12-0)	3626	8:04
Jun 01, 2019	vs #23 Indiana State	w 8-5	9	51-10-0	23-7-0	Rocker (W 9-5)	3626	3:08
Jun 02, 2019	vs #23 Indiana State	w 12-1	9	52-10-0	23-7-0	Hickman (W 8-0)	3626	8:08
Jun 07, 2019	vs Duke	L 5-18	9	52-11-0	23-7-0	Fellows (L 12-1)	3626	4:09
Jun 08, 2019	vs Duke	w 3-0	9	53-11-0	23-7-0	Rocker (W 10-5)	3626	2:56
Jun 09, 2019	vs Duke	w 13-2	9	54-11-0	23-7-0	Raby (W 10-1)	3626	3:34
Jun 16, 2019	vs Louisville	w 3-1	9	55-11-0	23-7-0	Fellows (W 13-1)	22704	2:57
Jun 19, 2019	vs Mississippi State	w 6-3	9	56-11-0	23-7-0	Rocker (W 11-5)	15465	3:24
Jun 21, 2019	vs Louisville	w 3-2	9	57-11-0	23-7-0	Eder (W 2-0)	24673	8:04
Jun 24, 2019	vs Michigan	L 4-7	9	57-12-0	23-7-0	Fellows (L 13-2)	24707	3:23
Jun 25, 2019	vs Michigan	w 4-1	9	58-12-0	23-7-0	Rocker (W 12-5)	25017	8:21
Jun 26, 2019	vs Michigan	w 8-2	9	59-12-0	23-7-0	Hickman (W 9-0)	20007	3:06

* = Conference game
() extra inning game

2019 SEC Recap

Final SEC Standings

Eastern Division

	SEC	Pct.	GB	All	Pct.	Home	Away	Neutral	vs. Div.	vs. Top 25	Last 10	Streak
Vanderbilt#%	23-7	.767	-	59-12	.831	33-6	13-4	13-2	14-4	28-10	8-2	W2
Georgia	21-9	.700	2.0	46-17	.730	30-5	13-10	3-2	14-4	15-7	7-3	L1
Tennessee	14-16	.467	9.0	40-21	.656	27-9	7-10	6-2	11-7	7-15	6-4	L1
Missouri	13-16-1	.450	9.5	34-22-1	.605	21-6	11-12-1	2-4	8-10	8-13-1	3-7	L5
Florida	13-17	.433	10.0	34-26	.567	26-11	6-12	2-3	8-10	8-10	5-5	L1
South Carolina	7-23	.233	16.0	26-29	.473	16-15	10-14	0-0	4-14	8-16	4-6	L1
Kentucky	7-23	.233	16.0	26-29	.473	16-15	10-14	0-0	4-14	4-22	4-6	L3

Western Division

	SEC	Pct.	GB	All	Pct.	Home	Away	Neutral	vs. Div.	vs. Top 25	Last 10	Streak
Arkansas^%	20-10	.667	-	46-20	.697	32-7	12-9	2-4	11-7	17-14	5-5	L2
Mississippi State^%	20-10	.667	-	52-15	.776	37-5	10-6	5-4	11-7	22-13	6-4	L2
LSU	17-13	.567	3.0	40-26	.606	30-10	7-13	3-3	10-8	10-16	6-4	L2
Texas A&M	16-13-1	.550	3.5	39-23-1	.627	23-10-1	11-9	5-4	8-10	12-12	5-5	L1
Ole Miss	16-14	.533	4.0	41-27	.603	25-9	11-15	5-3	10-8	16-17	7-3	L1
Auburn%	14-16	.467	6.0	38-28	.576	23-10	13-13	2-5	8-10	15-20	5-5	L2
Alabama	7-23	.233	13.0	30-26	.536	20-13	9-13	1-0	5-13	5-20	4-6	L3

- SEC Champion, SEC Eastern Division Champion, SEC Tournament champion; NCAA Champion ^ - SEC Western Division Co-Champion % - CWS Participant

Coaches' All-SEC Teams

First Team

C.....	Philip Clarke, Vanderbilt
1B.....	Tanner Allen, Mississippi State
2B.....	Justin Foscue, Mississippi State
3B.....	Austin Martin, Vanderbilt
SS.....	Grae Kessinger, Ole Miss
OF.....	JJ Bleday, Vanderbilt
OF.....	Jake Mangum, Mississippi State
OF.....	Alerick Soularie, Tennessee
DH/UT.....	Nelson Maldonado, Florida
SP.....	Ethan Small, Mississippi State
SP.....	Emerson Hancock, Georgia
RP.....	Tyler Brown, Vanderbilt

Second Team

C.....	Cooper Johnson, Ole Miss
1B.....	Trevor Ezell, Arkansas
2B.....	LJ Talley, Georgia
3B.....	Aaron Schunk, Georgia
SS.....	Casey Martin, Arkansas
OF.....	Dominic Fletcher, Arkansas
OF.....	Heston Kjerstad, Arkansas
OF.....	Antoine Duplantis, LSU
DH/UT.....	Matt Goodheart, Arkansas
SP.....	TJ Sikkema, Missouri
SP.....	Zack Thompson, Kentucky
RP.....	Matt Cronin, Arkansas

Freshman Team

JT Ginn.....	SP, Mississippi State
Kumar Rocker.....	SP, Vanderbilt
Doug Nikhazy.....	SP, Ole Miss
Cole Henry.....	SP, LSU
Cole Wilcox.....	SP, Georgia
Patrick Wicklander.....	SP, Arkansas
Connor Noland.....	SP, Arkansas
Ryan Bliss.....	2B, Auburn
Christian Franklin.....	OF, Arkansas
Joseph Menefee.....	RP, Texas A&M
Kendrick Calilao.....	1B, Florida
Brett Kerry.....	RP, South Carolina

Player of the Year: JJ Bleday, Vanderbilt

Pitcher of the Year: Ethan Small, Mississippi State

Freshman of the Year: JT Ginn, Mississippi State

Coach of the Year: Tim Corbin, Vanderbilt

Scholar-Athlete of the Year: Garrett Stallings, Tennessee

Vanderbilt Rankings in the SEC

Hitting

Batting Average.....	2nd - .310
Slugging Percentage.....	1st - .513
On Base Percentage.....	1st - .412
Runs Scored.....	1st - 578
Hits.....	1st - 770
Runs Batted In.....	1st - 541
Doubles.....	2nd - 164
Triples.....	1st - 19
Home Runs.....	1st - 100
Total Bases.....	1st - 1272
At Bats.....	1st - 2477
Walks.....	1st - 389
Strikeouts.....	1st - 603
Stolen Bases.....	6th - 80

Pitching

Earned Run Average.....	6th - 3.72
Strikeouts.....	1st - 765
Opposing Batting Average.....	6th - .227
Innings Pitched.....	1st - 633.2
Hits.....	10th - 537
Runs.....	8th - 291
Walks.....	13th - 268
Saves.....	1st - 32
Shutouts.....	3rd - 6
Fielding Percentage.....	1st - .980
Errors.....	11th - 50

All-Time Coaching Records

Year	Head Coach	Overall				Conference			
		W	L	T	Pct.	W	L	T	Pct.
1904	T.W. Davis	19	6	0	.760	-	-	-	-
1909	E.J. Hamilton	7	12	1	.375	-	-	-	-
1910	E.J. Hamilton	12	6	0	.667	-	-	-	-
1911	Anderson Weakley	8	7	0	.533	-	-	-	-
1912	Herbert Sanborn	13	7	0	.650	-	-	-	-
1913	Herbert Sanborn	8	10	2	.450	-	-	-	-
1914	Dick Lyle	13	8	2	.609	-	-	-	-
1917	Bill Schwartz	1	0	1	.750	-	-	-	-
1918	Palmer	5	8	0	.385	-	-	-	-
1919	Ray Morrison	3	3	0	.500	-	-	-	-
1920	Byrd Douglas	11	11	0	.500	-	-	-	-
1921	Byrd Douglas	20	8	0	.714	-	-	-	-
1922	Wallace Wade	14	7	0	.667	-	-	-	-
1923	Wallace Wade	12	6	0	.667	-	-	-	-
1924	Bill Schwartz	5	9	0	.357	-	-	-	-
1925	Bill Schwartz	10	8	0	.556	-	-	-	-
1926	Bill Schwartz	13	13	0	.500	-	-	-	-
1927	Bill Schwartz	11	12	0	.478	-	-	-	-
1928	Bill Schwartz	7	6	0	.538	-	-	-	-
1929	Bill Schwartz	17	5	0	.773	-	-	-	-
1930	Bill Schwartz	9	7	0	.563	-	-	-	-
1931	Bill Schwartz	7	7	0	.500	-	-	-	-
1932	Bill Schwartz	16	4	0	.800	-	-	-	-
1934	Bill Schwartz	5	6	0	.455	-	-	-	-
1935	Bill Schwartz	10	2	0	.833	-	-	-	-
1936	Bill Schwartz	15	2	0	.882	-	-	-	-
1937	Bill Schwartz	11	4	0	.733	-	-	-	-
1938	Bill Schwartz	6	3	0	.667	-	-	-	-
1939	Bill Schwartz	11	5	0	.688	-	-	-	-
1940	Bill Schwartz	8	2	0	.800	-	-	-	-
1942	Jim Scoggins	10	8	1	.553	-	-	-	-
1947	Jim Scoggins	10	11	0	.476	2	5	0	.286
1948	Tommy Harrison	11	9	2	.523	7	8	1	.469
1949	Dave Scobey	8	11	1	.425	4	8	0	.333
1950	Dave Scobey	6	16	0	.273	4	13	0	.308
1951	Dave Scobey	0	18	1	.026	0	13	1	.036
1952	Bill Schwartz	4	16	0	.200	2	13	0	.133
1953	Woody Johnson	5	13	0	.278	3	11	0	.214
1954	Dave Scobey	11	9	1	.548	8	7	1	.531
1955	Dave Scobey	12	6	0	.667	10	4	0	.714
1956	Dave Scobey	6	15	0	.286	3	12	0	.200
1957	Dick Richardson	8	14	0	.364	3	13	0	.188
1958	Dick Richardson	4	9	0	.308	2	6	0	.250
1959	Dick Richardson	5	15	0	.250	2	13	0	.133
1960	Harley Boss	8	13	0	.381	5	8	0	.385
1961	Dick Richardson	7	15	0	.318	2	11	0	.154
1962	Jerry Elliot	2	18	2	.119	0	16	2	.056
1963	Harley Boss	6	15	0	.400	4	13	0	.235
1964	Harley Boss	7	14	0	.333	4	12	0	.250
1965	George Archie	5	14	0	.263	1	11	0	.083
1966	George Archie	2	16	0	.111	1	12	0	.077
1967	George Archie	11	12	0	.478	8	9	0	.471
-- Scholarship Era Begins --									
1968	Larry Schmittou	7	15	0	.318	2	13	0	.133
1969	Larry Schmittou	21	18	0	.538	3	10	0	.231
1970	Larry Schmittou	24	16	0	.600	5	10	0	.333
1971	Larry Schmittou	33	19	0	.635	10	7	0	.588
1972	Larry Schmittou	35	15	0	.700	13	5	0	.722
1973	Larry Schmittou*#	36	16	0	.692	13	5	0	.722
1974	Larry Schmittou*#	37	22	0	.627	11	4	0	.733
1975	Larry Schmittou	30	39	0	.435	7	9	0	.438
1976	Larry Schmittou	27	23	0	.540	12	12	0	.500
1977	Larry Schmittou	25	25	1	.500	13	12	0	.520
1978	Larry Schmittou	31	17	0	.646	10	13	0	.435
1979	Roy Mewbourne	21	25	0	.457	8	14	0	.364
1980	Roy Mewbourne*#	34	21	1	.616	13	9	0	.591
1981	Roy Mewbourne	26	25	1	.504	9	12	1	.432
1982	Roy Mewbourne	28	17	2	.617	11	12	1	.479
1983	Roy Mewbourne	22	23	1	.489	6	15	0	.286
1984	Roy Mewbourne	28	17	0	.622	9	11	0	.450
1985	Roy Mewbourne	35	16	0	.686	10	13	0	.435
1986	Roy Mewbourne	25	29	0	.463	9	18	0	.333
1987	Roy Mewbourne	27	25	0	.519	7	20	0	.259
1988	Roy Mewbourne	30	23	0	.566	11	16	0	.407
1989	Roy Mewbourne	31	21	2	.593	11	15	1	.426
1990	Roy Mewbourne	28	30	0	.482	12	13	0	.480
1991	Roy Mewbourne	29	27	0	.518	9	19	0	.321
1992	Roy Mewbourne	29	24	1	.546	11	12	0	.478
1993	Roy Mewbourne	32	23	1	.580	11	15	1	.426
1994	Roy Mewbourne	28	30	0	.483	10	20	0	.333
1995	Roy Mewbourne	26	30	0	.464	8	19	0	.296

Year	Head Coach	Overall				Conference			
		W	L	T	Pct.	W	L	T	Pct.
1996	Roy Mewbourne	29	25	0	.537	14	16	0	.467
1997	Roy Mewbourne	31	24	0	.564	14	16	0	.467
1998	Roy Mewbourne	25	28	0	.472	6	24	0	.200
1999	Roy Mewbourne	22	33	0	.400	8	22	0	.267
2000	Roy Mewbourne	21	33	0	.389	5	24	0	.172
2001	Roy Mewbourne	24	31	0	.436	9	21	0	.300
2002	Roy Mewbourne	24	27	0	.471	7	21	0	.250
2003	Tim Corbin	27	28	0	.491	14	16	0	.467
2004	Tim Corbin#	45	19	0	.703	16	14	0	.533
2005	Tim Corbin	34	21	0	.618	13	17	0	.433
2006	Tim Corbin#	38	27	0	.585	16	14	0	.533
2007	Tim Corbin@*#	54	13	0	.806	22	8	0	.733
2008	Tim Corbin#	41	22	0	.650	15	14	0	.517
2009	Tim Corbin#	37	27	0	.578	12	17	0	.414
2010	Tim Corbin#	46	20	0	.697	16	12	0	.571
2011	Tim Corbin\$#!	54	12	0	.818	22	8	0	.733
2012	Tim Corbin#	35	28	0	.556	16	14	0	.533
2013	Tim Corbin@#	54	12	0	.818	26^	3	0	.897
2014	Tim Corbin\$#!	51	21	0	.708	17	13	0	.567
2015	Tim Corbin#!	51	21	0	.708	20	10	0	.667
2016	Tim Corbin#	43	19	0	.694	18	12	0	.600
2017	Tim Corbin#	36	25	1	.534	15	13	1	.588
2018	Tim Corbin#	37	25	0	.565	16	14	0	.533
2019	Tim Corbin\$@*#!	59^	12	0	.831	23	7	0	.767

\$ National Champion
 @ SEC Regular Season Champion
 * SEC Tournament Champion
 # NCAA Tournament Team
 ! College World Series Team
 ^ SEC Record

All-Time Coaching Records


Records By Victories

Coach	W	L	T	Years Coached
Tim Corbin	740	354	1	2003-Present
Roy Mewbourne.	655	608	9	1979-2002
Larry Schmittou	306	252	1	1968-1978
Bill Schwartz.	155	112	1	1917, 1924-1940, 1952
Dave Scobey.	43	75	0	1949-1951, 1954-1956
Byrd Douglas	31	19	0	1920-1921
Wallace Wade	26	13	0	1922-1923
Dick Richardson.	24	63	0	1957-1959, 1961
Herbert Sanborn.	21	17	2	1912-1913
Harley Boss.	21	42	0	1960, 1963-1964
James A. Scoggins	20	19	1	1942, 1947
T. W. Davis	19	5	0	1904
E.J. Hamilton	19	18	1	1909-1910
George Archie.	18	42	0	1965-1967
Dick Lyle.	13	8	2	1914
Tommy Harrison	11	9	2	1948
Grantland Rice.	11	9	2	1908
Anderson Weakley	8	7	0	1911
John Palmer	5	8	0	1918
Woody Johnson.	5	13	0	1953
Ray Morrison.	3	3	0	1919

Records By Win Percentage

Coach	Pct.	W	L	T	Years Coached
T. W. Davis792	19	5	0	1904
Tim Corbin676	740	354	1	2003-Present
Wallace Wade667	26	13	0	1922-1923
Byrd Douglas620	31	19	0	1920-1921
Bill Schwartz.580	155	112	1	1917, 1924-1940, 1952
Tommy Harrison575	11	9	2	1948
Grantland Rice575	11	9	2	1908
Dick Lyle.560	13	8	2	1914
Herbert Sanborn.550	21	17	2	1912-1913
Larry Schmittou548	306	252	1	1968-1978
Anderson Weakley533	8	7	0	1911
Roy Mewbourne.519	655	608	9	1979-2002
E.J. Hamilton513	19	18	1	1909-1910
James A. Scoggins512	20	19	1	1942, 1947
Ray Morrison.500	3	3	0	1919
John Palmer384	5	8	0	1918
Dave Scobey.364	43	75	0	1949-1951, 1954-1956
Harley Boss.333	21	42	0	1960, 1963-1964
George Archie.300	18	42	0	1965-1967
Woody Johnson.277	5	13	0	1953
Dick Richardson.276	24	63	0	1957-1959, 1961

Tim Corbin 2003 - present 740-354-1 Overall Record



In 17 seasons at Vanderbilt, Tim Corbin has transformed the Commodores into one of the national powers of college baseball and taken the program to unprecedented success winning national titles in 2014 and 2019.

Corbin's overall record of 740-354-1 (.676) is first in terms of wins at Vanderbilt, and first

in terms of win percentage for coaches with 100 games or more.

Under Corbin, Vanderbilt boasts the SEC's longest streak of consecutive NCAA Tournament appearances at 14. The Dores have advanced to a Super Regional in five of the last six seasons.


In 2019, Vanderbilt reached unprecedented success, setting an SEC record with 59 victories while capturing the SEC regular season and tournament titles en route to the national championship.

In 2015, Vanderbilt returned to the College World Series with team's fourth 50-win season in the last four making it back to the CWS finals before losing in three games to Virginia. The Dores captured the SEC East with a 20-10 mark.

The 2014 Commodores topped Virginia in the College World Series finals in three games to claim the title in just the Dores' second trip to Omaha. For the third time in four years Vandy hosted NCAA Regionals and Super Regionals, topping Oregon in the Regional final and Stanford in the Super Regionals.

Vanderbilt's 2013 team was one for the ages as the Commodores matched the school record with a 54-12 record and smashed the SEC record with a 26-3 mark to win the league title.

Roy Mewbourne 1979-2002 655-608-9 Overall Record



A fixture around Vanderbilt baseball for nearly a quarter century, Roy Mewbourne retired following the 2002 campaign, ending his career as the Commodores' all-time winningest skipper and one of most successful coaches in collegiate baseball history.

The native of Birmingham, Alabama, compiled a 655-608-9 mark in 24 seasons at Vanderbilt, and

finished his 30-year coaching tenure with a 922-683-9 overall record.


In his final season as Vanderbilt's head coach, Mewbourne achieved several personal milestones, most notably becoming the 35th coach in college baseball history to reach the 900-win plateau. He registered his 900th career win against West Virginia and his 650th victory at Vanderbilt against Mississippi State. The win over the Bulldogs also came in Mewbourne's 1,600th game as a collegiate head coach.

At the start of the season, the then-56-year-old skipper also saw his dream of a new stadium become a reality with the unveiling of Hawkins Field. A catalyst in the stadium's construction, Mewbourne played a vital role in fund-raising, planning and oversight for the \$5.8 million facility.

Mewbourne fielded some outstanding teams in his Vanderbilt tenure, highlighted by his 1980 squad that captured the SEC championship, which earned him SEC Coach of the Year honors.

He coached 19 All-Americans, 19 All-SEC honorees and 59 players who signed professional baseball contracts and 111 Commodores earned SEC Academic honors, including a school record 16 in 2002.

Larry Schmittou 1968-78 306-252-1 Overall Record



Larry Schmittou arrived at Vanderbilt in 1968 and immediately changed the mindset of Commodore baseball in the Music City. After combining for 13 total wins the previous three seasons, he guided Vanderbilt to eight wins his first year, 12 in 1969 and 24 in 1970.

In 1971, Vanderbilt broke through with a 34-19 record and won the SEC Eastern Division with an 11-5 record. That would be the first of four consecutive division crowns for the Commodores. In 1973 and '74, the Commodores swept Alabama, 2-0, in a pair of best-of-three series for the overall SEC championship earning him SEC Coach of the Year honors. He coached 20 All-SEC, eight All-SEC East, eight All-South Region and seven Academic All-SEC. He had 21 players in Major League Baseball with 14 of those players taken in the draft.

Schmittou retired following the 1978 campaign after 11 years as the Vanderbilt head coach. He amassed a 306-252-1 overall record and a 98-98 mark in Southeastern Conference play.

During the time Schmittou roamed the dugout at McGugin Field, Vanderbilt won more games than any other SEC school and was one of only two schools to win four divisional titles.

Upon his retirement as Vanderbilt's head coach, Schmittou acquired the rights to a Southern League expansion franchise team, the Nashville Sounds.

He was inducted into the Vanderbilt Hall of Fame in 2016.

Individual Records

BATTING

Batting Average

Season459	Hunter Bledsoe, 1999
Career425	Hunter Bledsoe, 1997, 1999

At Bats

Inning.....	3	Joey Jackson vs. St. Joseph's, 3/5/1986
		Vance Schulte vs. St. Joseph's, 3/5/1986
Game.....	9	Anthony Gomez vs. Louisville, 5/11/2010
Season	290	Rhett Wiseman, 2015
Career	941	Dominic de la Osa, 2005-08

Hits

Inning.....	3	Joey Jackson vs. St. Joseph's, 3/5/1986
		Vance Schulte vs. St. Joseph's, 3/5/1986
Game.....	6	Ralph Greenbaum vs. Middle Tennessee, 4/15/1957
Season	111	Warner Jones, 2004
Career	300	Dominic de la Osa, 2005-08

Runs Scored

Inning.....	3	Joey Jackson vs. St. Joseph's, 3/5/1986
Game.....	5	11 players, last time by Brian Harris vs. Georgia, 4/30/2010
Season	87	Austin Martin, 2019
Career	208	Nick Morrow, 1991-94

Doubles

Game.....	4	Matt Kata vs. Alabama, 5/2/1998
Season	27	Warner Jones, 2004; Dansby Swanson, 2014
Career	64	Ethan Paul, 2016-19

Triples

Game.....	2	Nine times, Adams Carroll, 1970; Bill Winchester, 1970; Nick Ganick, 1976; Kent Yarbrough, 1983; Jeff Graham, 1984; Jeff Graham, 1985; Mark Kruchten, 1990; Nick Morrow, 1991; Tony Kemp (2x), 2012
Season	8	Ryan Klosterman, 2004; Tony Kemp, 2012; Jeren Kendall, 2016
Career	21	Tony Kemp 2011-13

Home Runs

Game.....	3	Five times, Connor Kaiser at Clemson, 6/3/2018
		Steve Chmil vs. UAB, 4/29/1981
		David Joiner vs. Samford, 3/25/1987
		Jeff Martin vs. Valparaiso, 3/13/1991
		Aaron Westlake vs. Oregon State, 6/11/2011
Season	27	JJ Bleday, 2019
Career	49	Scotti Madison, 1977-80; Pedro Alvarez, 2006-08

Total Bases

Game.....	14	Connor Kaiser at Clemson, 6/3/2018
Season	192	JJ Bleday, 2019
Career	515	Dominic de la Osa, 2005-08

Runs Batted In

Game.....	10	Connor Kaiser at Clemson, 6/3/2018
Season	74	Clinton Johnston, 1998; Warner Jones, 2004
Career	188	Dominic de la Osa, 2005-08

Walks

Game.....	5	Five times, JJ Bleday vs. Middle Tennessee, 5/15/2018
		Paul Gagliano vs. Union, 3/15/1978
		Greg Smith vs. Alabama, 4/13/1986
		Hunter Bledsoe vs. UT-Martin, 2/13/1999
		Jason Esposito vs. Mississippi State, 5/16/2010
Season	63	Vee Hightower, 1993
Career	146	Steve Chandler, 1974-77

Stolen Bases

Game.....	5	Jimmy Conn vs. Belmont, 4/19/1971
		Joey Cora vs. David Lipscomb, 4/23/1985
		Boomer Whipple vs. Western Kentucky, 5/12/1994
Season	51	Bob Schabes, 1989
Career	96	Charles DeFrance, 1980-82

Strikeouts

Game.....	5	George Flower vs. Florida, 3/12/1983
Season	73	Mike Skaggs, 1989; Rhett Wiseman, 2015; Harrison Ray, 2019
Career	231	Julian Infante, 2016-19

Consecutive Hits

9	Tim Brecht, 1983
---------	------------------

Consecutive Times On Base

15	Jason Esposito, 2010 (8 hits, 7 walks)
----------	--

Hitting Streak

38 games	Ryan Flaherty, 2007-08
----------------	------------------------

PITCHING

Wins

Season	14	Carson Fulmer, 2015 - Tyler Beede, 2013
Career	32	Patrick Raby, 2016-19

Winning Percentage

Season	1.000	Steve Burger (6-0), 1972
Career889	Carson Fulmer (24-3), 2013-15

Saves

Season	17	Tyler Brown, 2019
Career	26	Brian Miller, 2012-14

Games Pitched

Season	36	Joe Barbao, 1993
Career	116	David Daniels, 1992-95

Innings Pitched

Starter.....	13.0	Scott Newell vs. Miss. St., 4/5/1992
Reliever.....	11.0	Jeff Trenning vs. Cumberland, 4/24/1984
Season	133.1	David Price, 2007
Career	340.0	Jim Heins, 1986-89

Earned Run Average

Season	1.07	Jimmy Stephens, 1949
Career	1.68	Jeff Peeples, 1970-73

Strikeouts

Game.....	23	Doug Wessel vs. Tennessee-Chattanooga, 4/21/1970
Season	194	David Price, 2007
Career	441	David Price, 2005-07

FIELDING

Put Outs

Game.....	22	Chuck Boyett vs. Chattanooga, 4/21/1970
Season	596	Zander Wiel, 2015
Career	1543	Sean Luellwitz, 1999-2002

Assists

Game.....	11	Ryan Klosterman vs. ETSU, 2/18/2003
Season	202	Dansby Swanson, 2014
Career	515	Ethan Paul, 2016-19

Team Records

BATTING

Batting Average

Season 327 1985

At Bats

Inning..... 15 St. Joseph's, 3/5/1986
Game..... 64 Louisville, 5/11/2010
Season 2505 2015

Hits

Inning..... 13 St. Joseph's, 3/5/1986
Game..... 30 Alabama, 4/17/1988
Season 782 2007

Runs Scored

Inning..... 17 St. Joseph's, 3/5/1986
Game..... 31 St. Joseph's, 3/5/1986
Season 578 2019

Doubles

Game..... 9 Tennessee Tech, 4/29/1987
Season 164 2019

Triples

Game..... 4 3x, last Radford, 5/31/15
Season 28 2015

Home Runs

Game..... 9 Clemson, 6/3/2018
Season 100 2019

Total Bases

Game..... 51 Alabama, 4/17/1988
Season 1272 2019

Runs Batted In

Game..... 28 St. Joseph's, 3/5/1986
Season 541 2019

Walks

Game..... 19 Middle Tennessee, 5/15/2018
Season 389 1989

Stolen Bases

Game..... 12 Columbia, 3/10/1989
Season 182 1989

Strikeouts

Game..... 21 Florida, 3/12/1983
Season 610 2015

FIELDING

Put Outs

Game..... 51 Louisville, 5/11/2010
Season 1967 2015

Assists

Game..... 22 Louisville, 5/11/2010
Season 765 2014

Most Errors

Game..... 14 Tennessee, 5/15/1959
Season 154 1990

Fewest Errors

Game..... 0 Several Times
Season 41 2018 (62 games)

Double Plays

Game..... 4 Several Times, last Ole Miss, 4/11/2015

PITCHING

Innings Pitched

Game..... 17.0 Louisville, 5/11/2010
Season 655.2 2015

Earned Run Average

Season 2.44 2011

Saves

Season 32 2019

Strikeouts

Game..... 23 Chattanooga, 4/21/1970
Season 765 2019

Walks Allowed

Game..... 17 Kentucky, 4/6/1951
Season 305 1982

Hits Allowed

Game..... 25 Auburn, 1965
..... Florida, 1967
Season 604 1999

Runs Allowed

Game..... 27 Mississippi State, 4/7/1956
Season 427 1998

Earned Runs Allowed

Game..... 21 Mississippi State, 4/7/1956
Season 349 2001

MISCELLANEOUS TEAM RECORDS

Most Games 72 games in 2014, 2015
Most Wins 59 in 2019
Highest Winning Percentage (10 or more games)882 in 1903, 1936
Most Wins in Regular Season 48 in 2013
Most Consecutive Wins 20 in 2007
Most Consecutive Wins at Home 15 in 2007
Most Losses 33 in 2000
Most Consecutive Losses 16 in 1951
Most SEC Wins 26 in 2013
Most SEC Losses 24 in 2000
Highest SEC Winning Percentage897 in 2013
Winning Margin 28 vs. Sewanee in 1902
Left On Base (Game) 22 vs. Belmont, 4/5/1972
Left On Base (Season) 603 in 2019

Single-Season Highs

BATTING

Batting Average

1.	Hunter Bledsoe (1999)459
2.	Clinton Johnston (1998)424
3.	Karl Nonemaker (1999)415
4.	Warner Jones (2004)414
5.	Greg Smith (1987)411
	George Flower (1985)411
7.	Greg Thomas (1991)401
8.	Scotti Madison (1980)399
9.	Karl Nonemaker (2000)393
10.	Austin Martin (2019)392

At-Bats

1.	Rhett Wiseman (2015)290
2.	Ethan Paul (2019)286
	Bryan Reynolds (2015)286
	Anthony Gomez (2011)286
5.	Dansby Swanson (2014)282
6.	Dansby Swanson (2015)281
	Bryan Reynolds (2014)281
	Philip Clarke (2019)279
9.	Zander Wiel (2015)275
	Andrew Giobbi (2010)275

Hits

1.	Warner Jones (2004)111
2.	Austin Martin (2019)105
	Pedro Alvarez (2007)105
4.	Tony Kemp (2013)104
	Ryan Flaherty (2007)104
6.	Anthony Gomez (2011)96
	David Macias (2008)96
8.	JJ Bleday (2019)95
	Bryan Reynolds (2014)95
	Hunter Bledsoe (1999)95

Doubles

1.	Dansby Swanson (2014)27
	Warner Jones (2004)27
3.	Josh Adee (1997)26
4.	Jason Esposito (2010)25
5.	Dansby Swanson (2015)24
	Bryan Reynolds (2014)24
	Hunter Bledsoe (1999)24
8.	Ethan Paul (2019)23
	Dominic de la Osa (2007)23
	Ryan Flaherty (2007)23

Triples

1.	Jeren Kendall (2016)8
	Tony Kemp (2012)8
	Ryan Klosterman (2004)8
3.	Tony Kemp (2011)7
4.	Jeren Kendall (2015)6
	Dansby Swanson (2015)6
	Tony Kemp (2013)6
	Ryan Montgomery (1995)6
	Joey Cora (1985)6
	Rick Duncan (1975)6
10.	Nick Morrow (1991)5
	Jim Schifman (1990)5
	Joey Cora (1984)5
	Ted Shipley (1974)5
	Steve Estep (1971)5
	Jeren Kendall (2017)5

Runs Scored

1.	Austin Martin (2019)87
2.	JJ Bleday (2019)82
3.	Dansby Swanson (2015)76
	Pedro Alvarez (2007)76
5.	Ryan Klosterman (2004)72
6.	Boomer Whipple (1994)71
7.	Rhett Wiseman (2015)70
	Pedro Alvarez (2006)70
9.	Vee Hightower (1993)69
10.	Stephen Scott (2019)68

Home Runs

1.	JJ Bleday (2019)27
2.	Pedro Alvarez (2006)22
3.	Dominic de la Osa (2007)20
4.	Josh Adee (1998)19
	Clinton Johnston (1998)19
	Nick Morrow (1994)19
7.	Aaron Westlake (2011)18
	Pedro Alvarez (2007)18
	Glenn Davis (1997)18
	Jason Farese (1997)18

Runs Batted In

1.	Warner Jones (2004)74
	Clinton Johnston (1998)74
3.	Ethan Paul (2019)73
4.	JJ Bleday (2019)72
5.	Greg Thomas (1991)71
6.	Philip Clarke (2019)70
	Cesar Nicolas (2004)70
8.	Zander Wiel (2015)68
	Pedro Alvarez (2007)68
10.	Connor Harrell (2013)67

Walks

1.	Vee Hightower (1993)63
2.	JJ Bleday (2019)61
3.	Pedro Alvarez (2006)57
4.	Bob Schabes (1989)56
5.	Brian Harris (2010)55
6.	Conrad Gregor (2013)54
	Scotti Madison (1979)54
8.	Will Toffey (2016)51
9.	Bryan Reynolds (2016)49
	Bill Hench (1980)49
	Steve Chandler (1976)49

PITCHING

Wins

1.	Carson Fulmer (2015)14
	Tyler Beede (2013)14
3.	Drake Fellows (2019)13
	Grayson Garvin (2011)13
5.	Kumar Rocker (2019)12
	Walker Buehler (2014)12
	Sonny Gray (2011)12
	Casey Weathers (2007)12
	Jeff Peeples (1973)12
10.	Kevin Ziomek (2013)11
	David Price (2007)11

Saves

1.	Tyler Brown (2019)17
2.	Brian Miller (2013)16
3.	Navery Moore (2011)11
	Ryan Rote (2004)11
5.	Ben Bowden (2016)10
	Carson Fulmer (2014)10
7.	Clinton Johnston (1996)9
8.	Russell Brewer (2008)8
	Ryan Rote (2005)8
	Jensen Lewis (2003)8

Innings Pitched

1.	David Price (2007)133.1
2.	Carson Fulmer (2015)127.2
3.	Sonny Gray (2011)126.0
4.	Jeremy Sowers (2004)122.2
5.	Kevin Ziomek (2013)119.0
6.	Drake Fellows (2019)116.2
7.	Jeremy Sowers (2003)115.0
8.	Jeff Peeples (1973)114.2
9.	Phil Haigler (1995)114.0
10.	Tyler Beede (2014)113.1

Earned Run Average

1.	Jimmy Stephens (1949)1.07
2.	Jeff Peeples (1972)1.30
3.	Jeff Peeples (1971)1.56
4.	Jeff Peeples (1973)1.64
5.	Carson Fulmer (2015)1.83
6.	Carson Fulmer (2014)1.98
7.	Mason Hickman (2019)2.05
8.	Kevin Ziomek (2013)2.12
9.	Lewis Ray (1976)2.19
10.	Tyler Beede (2013)2.32

Strikeouts

1.	David Price (2007)194
2.	Carson Fulmer (2015)167
3.	David Price (2006)155
4.	Drake Fellows (2019)133
5.	Sonny Gray (2011)132
6.	Doug Wessel (1971)131
7.	Mason Hickman (2019)129
8.	Jeremy Sowers (2003)123
9.	Jeremy Sowers (2004)119
10.	Tyler Beede (2014)116

Career Highs

BATTING

Batting Average

1.	Hunter Bledsoe (1997, 1999)	425
2.	Clinton Johnston (1996-98)	369
	Karl Nonemaker (1999-2002)	369
4.	Greg Smith (1985-88)	358
5.	Anthony Gomez (2010-12)	354
6.	Pedro Alvarez (2006-08)	349
	Ryan Flaherty (2006-08)	349
	Boomer Whipple (1992-95)	349
9.	Mike Baxter (2004-05)	345
10.	Greg Thomas (1991-93)	343
	Josh Paul (1994-96)	343

At Bats

1.	Dominic de la Osa (2005-08)	941
2.	Ethan Paul (2016-19)	880
3.	Mike Yastrzemski (2010-13)	842
4.	Connor Harrell (2010-13)	841
5.	Alex Feinberg (2005-08)	824
6.	Boomer Whipple (1992-95)	809
7.	Jim Schifman (1987-90)	792
8.	Bryan Reynolds (2014-16)	791
	Andrew Giobbi (2007-10)	791
10.	David Macias (2005-08)	784

Hits

1.	Dominic de la Osa (2005-08)	300
2.	Karl Nonemaker (1999-02)	283
3.	Boomer Whipple (1992-95)	282
4.	Anthony Gomez (2010-12)	267
5.	Jim Schifman (1987-90)	266
6.	Alex Feinberg (2005-08)	264
	Ryan Flaherty (2006-08)	264
8.	Aaron Westlake (2008-11)	263
9.	Bryan Reynolds (2014-16)	260
10.	David Macias (2005-08)	255

Runs Scored

1.	Nick Morrow (1991-94)	208
2.	Dominic de la Osa (2005-08)	204
3.	Boomer Whipple (1992-95)	192
4.	Pedro Alvarez (2006-08)	191
5.	Aaron Westlake (2008-11)	181
6.	Tony Kemp (2011-13)	177
	Bart Nielson (1991-94)	177
8.	Mike Yastrzemski (2010-13)	176
9.	Bill Hardin (1973-76)	174
10.	David Macias (2005-08)	169

Doubles

1.	Ethan Paul (2016-19)	64
2.	Dominic de la Osa (2005-08)	63
3.	Sean Luellwitz (1999-02)	61
4.	Jason Esposito (2009-11)	60
5.	Bryan Reynolds (2014-16)	58
6.	Andrew Giobbi (2007-10)	57
7.	Boomer Whipple (1992-95)	54
	Clinton Johnston (1996-98)	54
9.	Cam Hazen (1985-88)	53
10.	Dansby Swanson (2013-15)	52
	Ryan Flaherty (2006-08)	52

Home Runs

1.	Pedro Alvarez (2006-08)	49
	Scotti Madison (1977-80)	49
3.	Clinton Johnston (1996-98)	47
4.	Dominic de la Osa (2005-08)	46
5.	Glenn Davis (1995-97)	43
6.	Aaron Westlake (2008-11)	42
	Cam Hazen (1985-88)	42
8.	Josh Adeb (1996-98)	41
	Nick Morrow (1991-94)	40
10.	Greg Thomas (1991-93)	38

Runs Batted In

1.	Dominic de la Osa (2005-08)	188
2.	Nick Morrow (1991-94)	181
3.	Clinton Johnston (1996-98)	179
4.	Aaron Westlake (2008-11)	178
5.	Ethan Paul (2016-19)	175
6.	Ryan Flaherty (2006-08)	169
7.	Connor Harrell (2010-13)	168
	Greg Thomas (1991-93)	168
9.	Curt Casali (2008-11)	167
10.	Jason Esposito (2009-11)	165
	Andrew Giobbi (2007-10)	165

Stolen Bases

1.	Charles DeFrance (1980-82)	96
2.	Vee Hightower (1990-93)	91
3.	Joey Cora (1983-85)	84
4.	Bob Schabes (1986-89)	78
5.	Jim Schifman (1987-90)	73
6.	Tony Kemp (2011-13)	72
7.	Dominic de la Osa (2005-08)	68
8.	Jeren Kendall (2015-17)	67
9.	Jason Esposito (2009-11)	66
10.	Nick Morrow (1991-94)	65

PITCHING

Wins

1.	Patrick Raby (2016-19)	32
2.	Jeff Peeples (1970-73)	29
3.	Sonny Gray (2009-11)	27
4.	Jim Gibbs (1981-84)	25
5.	Carson Fulmer (2013-15)	24
	Mike Willis (1969-72)	24
7.	Tyler Beede (2012-14)	23
	Matt Buschmann (2003-06)	23
	Jeremy Sowers (2002-04)	23
	Kyle Balch (1985-88)	23
	Jack Nuismer (1976-79)	23

Strikeouts

1.	David Price (2005-07)	441
2.	Mike Willis (1969-72)	350
3.	Jeremy Sowers (2002-04)	327
4.	Sonny Gray (2009-11)	317
5.	Carson Fulmer (2013-15)	313
6.	Drake Fellows (2017-19)	308
7.	Mike Minor (2007-09)	303
8.	Kyle Wright (2015-17)	290
9.	Patrick Raby (2016-19)	288
10.	Tyler Beede (2012-14)	287
	Damon Yee (1997-2000)	287

Earned Run Average

1.	Jeff Peeples (1970-73)	1.68
2.	Carson Fulmer (2013-15)	1.99
3.	Brian Miller (2012-14)	2.32
4.	Grayson Garvin (2009-11)	2.62
5.	Kyle Wright (2015-17)	2.78
6.	Walker Buehler (2013-15)	2.87
7.	John McLean (1970-73)	2.93
8.	Kevin Zgonc (1991-92)	2.96
	Jordan Sheffield (2015-16)	2.96
10.	Patrick Raby (2016-19)	2.98

Innings Pitched

1.	Jim Heins (1986-89)	340.0
2.	Jeremy Sowers (2002-04)	338.2
3.	David Price (2005-07)	313.0
4.	Ronnie McGill (1990-93)	310.2
5.	Patrick Raby (2016-19)	308.0
6.	Mike Willis (1970-72)	307.2
7.	Mike Minor (2007-09)	304.0
8.	Taylor Hill (2008-11)	294.0
9.	Sonny Gray (2009-11)	293.1
10.	Matt Buschmann (2003-06)	289.1

Saves

1.	Brian Miller (2012-2014)	26
2.	Tyler Brown (2018-present)	20
3.	Ryan Rote (2004-05)	19
4.	Russell Brewer (2008-10)	18
5.	David Daniels (1992-95)	15
6.	Carson Fulmer (2013-15)	14
7.	Ben Bowden (2014-16)	12
	Russell Brewer (2008-10)	12
9.	Navery Moore (2009-11)	11
	Jensen Lewis (2003-05)	11
	Mark Bode (1970-73)	11

Season-by-Season Leaders

BATTING

Batting Average

1970	Jeff Love.....	.374
1971	Jerry Reasonover.....	.357
1972	Steve Estep.....	.354
1973	Rick Duncan.....	.343
1974	Rick Duncan.....	.324
1975	Rick Duncan.....	.348
1976	Steve Chandler.....	.357
1977	Jerry Robertson.....	.361
1978	Bill Hench.....	.344
1979	Mike Pike.....	.390
1980	Scotti Madison.....	.399
1981	Tim Turner.....	.339
1982	Cam Stubbs.....	.381
1983	Darren Puskarich.....	.363
1984	Joey Cora.....	.361
1985	George Flower.....	.411
1986	Greg Smith.....	.356
1987	Greg Smith.....	.411
1988	Jim Schifman.....	.359
1989	Bob Schabes.....	.352
1990	Jim Schifman.....	.362
1991	Greg Thomas.....	.401
1992	Gabe Whatley.....	.328
	Nick Morrow.....	.328
1993	Boomer Whipple.....	.374
1994	Nick Morrow.....	.390
1995	Josh Paul.....	.388
1996	Glenn Davis.....	.358
1997	Hunter Bledsoe.....	.389
1998	Clinton Johnston.....	.424
1999	Hunter Bledsoe.....	**459
2000	Karl Nonemaker.....	.393
2001	Sean Luellwitz.....	.328
	Karl Nonemaker.....	.328
2002	Sean Luellwitz.....	.370
2003	John Kaye.....	.316
2004	Warner Jones.....	.414
2005	Mike Baxter.....	.374
2006	Ryan Flaherty.....	.339
2007	Pedro Alvarez.....	.386
2008	David Macias.....	.356
2009	Aaron Westlake.....	.377
2010	Anthony Gomez.....	.379
2011	Conrad Gregor.....	.353
2012	Anthony Gomez.....	.353
2013	Tony Kemp.....	.391
2014	Bryan Reynolds.....	.338
2013	Dansby Swanson.....	.335
2016	Jeren Kendall.....	.332
2017	Will Toffey.....	.354
2018	JJ Bleday.....	.368
2019	Austin Martin.....	.392

At-Bats

1970	John McLean.....	144
1971	Steve Estep.....	203
1972	Steve Estep.....	198
1973	Ted Shipley.....	194
1974	Rick Duncan.....	210
1975	Rick Duncan.....	210
1976	Bill Anderson.....	184
1977	Kenny Sholl.....	172
1978	Bill Hench.....	183
1979	Mark Elliott.....	168
1980	Charles DeFrance.....	192
1981	Charles DeFrance.....	197
1982	Charles DeFrance.....	179
1983	Joey Cora.....	169
1984	Joey Cora.....	166
1985	Joey Cora.....	201
1986	David Joiner.....	201

1987	Greg Smith.....	202
1988	Bob Schabes.....	212
1989	Jim Schifman.....	207
1990	Jim Schifman.....	229
1991	Greg Thomas.....	227
1992	Greg Thomas.....	210
1993	Boomer Whipple.....	211
	Greg Thomas.....	211
1994	Craig Sands.....	222
	Bart Nielson.....	222
1995	Josh Paul.....	219
1996	Josh Paul.....	223
1997	Josh Adeeb.....	221
1998	Matt Kata.....	227
1999	Matt Kata.....	227
2000	Karl Nonemaker.....	224
2001	Kevin Geshke.....	232
2002	Karl Nonemaker.....	212
2003	Warner Jones.....	227
2004	Warner Jones.....	268
2005	Warner Jones.....	238
2006	Brian Hernandez.....	255
2007	Ryan Flaherty.....	273
2008	David Macias.....	270
2009	Steven Liddle.....	250
2010	Andrew Giobbi.....	275
2011	Anthony Gomez.....	286
2012	Anthony Gomez.....	255
2013	Tony Kemp.....	266
2014	Dansby Swanson.....	282
2015	Rhett Wiseman.....	290
2016	Jeren Kendall.....	250
2017	Jeren Kendall.....	261
2018	Pat DeMarco.....	242
2019	Ethan Paul.....	286

Hits

1970	John McLean.....	47
1971	Jerry Reasonover.....	70
1972	Steve Estep.....	70
1973	Ted Shipley.....	65
1974	Rick Duncan.....	68
1975	Rick Duncan.....	73
1976	Bill Anderson.....	60
1977	Jerry Robertson.....	57
1978	Bill Hench.....	63
1979	Mike Pike.....	60
1980	Scotti Madison.....	81
1981	Tim Turner.....	57
	Jerry Williams.....	57
1982	Charles DeFrance.....	60
1983	Darren Puskarich.....	61
1984	Joey Cora.....	60
1985	Joey Cora.....	81
1986	Bill Shiverick.....	67
	Greg Smith.....	67
1987	Greg Smith.....	83
1988	Jim Schifman.....	71
1989	Jim Schifman.....	65
1990	Jim Schifman.....	83
1991	Greg Thomas.....	91
1992	Greg Thomas.....	64
1993	Boomer Whipple.....	79
1994	Nick Morrow.....	80
1995	Josh Paul.....	85
1996	Glenn Davis.....	78
1997	Josh Adeeb.....	81
1998	Clinton Johnston.....	84
1999	Hunter Bledsoe.....	95
2000	Karl Nonemaker.....	88
2001	Sean Luellwitz.....	65
2002	Sean Luellwitz.....	77
2003	Warner Jones.....	70
2004	Warner Jones.....	**111

2005	Mike Baxter.....	79
2006	Pedro Alvarez.....	79
2007	Pedro Alvarez.....	105
2008	David Macias.....	96
2009	Aaron Westlake.....	90
2010	Jason Esposito.....	94
2011	Anthony Gomez.....	96
2012	Anthony Gomez.....	90
2013	Tony Kemp.....	104
2014	Bryan Reynolds.....	95
2015	Dansby Swanson.....	94
2016	Jeren Kendall.....	83
2017	Jeren Kendall.....	80
2018	Austin Martin.....	75
2019	Austin Martin.....	105

Runs Scored

1970	Steve Estep.....	30
1971	Jimmy Conn.....	43
1972	Bill Winchester.....	48
1973	Ted Shipley.....	44
1974	Ted Shipley.....	48
1975	Bill Hardin.....	49
1976	Bill Hardin.....	46
1977	Mike Wright.....	33
1978	Scotti Madison.....	42
1979	Bill Hench.....	35
	Mike Pike.....	35
1980	Hal Cohen.....	50
1981	Charles DeFrance.....	53
1982	Tim Turner.....	48
1983	Kent Yarbrough.....	41
1984	Joey Cora.....	49
1985	Joey Cora.....	57
1986	Joey Jackson.....	50
1987	Greg Smith.....	52
1988	Jim Schifman.....	52
1989	Bob Schabes.....	66
1990	Jim Schifman.....	61
1991	Greg Thomas.....	66
1992	Nick Morrow.....	49
1993	Vee Hightower.....	69
1994	Boomer Whipple.....	71
1995	Josh Paul.....	63
1996	Glenn Davis.....	55
1997	Josh Adeeb.....	53
	Clinton Johnston.....	53
1998	Matt Kata.....	61
1999	Hunter Bledsoe.....	61
2000	Ulises Cabrera.....	51
2001	Ashley Freeman.....	40
2002	Tony Mansolino.....	47
2003	Ryan Klosterman.....	35
2004	Ryan Klosterman.....	72
2005	Mike Baxter.....	47
2006	Pedro Alvarez.....	70
2007	Pedro Alvarez.....	76
2008	Dominic de la Osa.....	65
2009	Brian Harris.....	65
2010	Aaron Westlake.....	66
2011	Anthony Gomez.....	61
2012	Tony Kemp.....	55
2013	Tony Kemp.....	64
2014	Dansby Swanson.....	63
2015	Dansby Swanson.....	76
2016	Jeren Kendall.....	63
2017	Jeren Kendall.....	59
2018	Pat DeMarco.....	48
2019	Austin Martin.....	**87

Doubles

1970	Jeff Love.....	7
	John McLean.....	7
1971	Jerry Reasonover.....	12

1972	John McLean.....	11
1973	Rick Duncan.....	11
1974	Rick Duncan.....	14
1975	Rick Duncan.....	14
1976	Bill Anderson.....	15
1977	Mike Wright.....	9
1978	Scotti Madison.....	12
1979	Mark Elliott.....	14
1980	Mike Pike.....	15
1981	Charles DeFrance.....	16
1982	Cam Stubbs.....	16
1983	Darren Puskarich.....	15
1984	Joey Cora.....	12
1985	Benton Patton.....	21
1986	Cam Hazen.....	15
	David Joiner.....	15
1987	Greg Smith.....	16
1988	Jamie Abby.....	16
	Bob Schabes.....	16
1989	Mike Skaggs.....	21
1990	Jim Schifman.....	12
	Brad Shoemaker.....	12
1991	Greg Thomas.....	18
1992	Jeff Martin.....	18
	Nick Morrow.....	18
1993	Alan Purdy.....	19
1994	Craig Sands.....	18
1995	Josh Paul.....	16
1996	Glenn Davis.....	15
	Josh Paul.....	15
1997	Josh Adeeb.....	26
1998	Matt Kata.....	19
1999	Hunter Bledsoe.....	24
2000	Ashley Freeman.....	22
2001	Sean Luellwitz.....	15
2002	Sean Luellwitz.....	16
2003	Ryan Klosterman.....	15
2004	Warner Jones.....	**27
2005	Mike Baxter.....	16
2006	Brian Hernandez.....	21
2007	Ryan Flaherty.....	23
	Dominic de la Osa.....	23
2008	Andrew Giobbi.....	22
2009	Steven Liddle.....	22
2010	Jason Esposito.....	25
2011	Jason Esposito.....	22
2012	Conrad Gregor.....	20
2013	Mike Yastrzemski.....	19
2014	Dansby Swanson.....	**27
2015	Dansby Swanson.....	24
2016	Jeren Kendall.....	16
	Bryan Reynolds.....	16
2017	Jason Delay.....	18
2018	Philip Clarke.....	16
2019	Ethan Paul.....	23

Triples

1970	Bill Winchester.....	2
	Adams Carroll.....	2
1971	Steve Estep.....	5
1972	John McLean.....	2
	Tommy Powell.....	2
	Chuck Boyett.....	2
1973	Greg Collins.....	3
1974	Ted Shipley.....	5
1975	Rick Duncan.....	6
1976	Jerry Robertson.....	3
1977	Steve Chandler.....	4
1978	Jerry Williams.....	3
	Wayne Gregory.....	3
1979	Mike Pike.....	1
	Mark Elliott.....	1
	Greg Wells.....	1
1980	Four Players.....	2

Season-by-Season Leaders

1981	Five Players	2
1982	Four Players	1
1983	Kent Yarbrough.....	3
1984	Joey Cora	5
1985	Joey Cora	6
1986	Brad Harvie	3
1987	Four Players	1
1988	Jim Schifman	3
1989	Jamie Abbgly	4
1990	Jim Schifman	5
1991	Nick Morrow	5
1992	Gabe Whatley	4
1993	Nick Morrow	4
1994	Nick Morrow	4
	Boomer Whipple	4
	Bart Nielson	4
1995	Ryan Montgomery	6
1996	Josh Paul	3
1997	Glenn Davis	2
	Matt Kata	2
1998	Four players	1
1999	Matt Kata	2
	Scott Vanderhoff.....	2
2000	Five Players	1
2001	Chris Broadus	2
	Sean Luellwitz	2
2002	John Kaye	3
2003	Warner Jones	2
2004	Ryan Klosterman	**8
2005	Mike Baxter	3
2006	Dominic de la Osa	2
	Brad French	2
	Brian Hernandez	2
	David Macias	2
2007	Matt Meingasner	4
2008	Dominic de la Osa	4
2009	Steven Liddle	2
2010	Bryan Johns	2
2011	Tony Kemp	7
2012	Tony Kemp	**8
2013	Tony Kemp	6
2014	Rhett Wiseman	4
2015	Jeren Kendall	6
	Dansby Swanson	6
2016	Jeren Kendall	**8
2017	Jeren Kendall	5
2018	Alonzo Jones	3
	Harrison Ray	3
2019	Austin Martin	4
	Philip Clarke	4

Home Runs

1970	Bill Winchester	6
1971	John McLean	10
1972	Bill Winchester	9
1973	Greg Collins	9
1974	Ted Shipley	10
1975	Rick Duncan	6
1976	Bill Hardin	7
1977	Mike Wright	7
1978	Scotti Madison	15
1979	Scotti Madison	15
1980	Scotti Madison	15
1981	Jerry Williams	8
1982	David Skinner	7
1983	George Flower	6
1984	Donald Lawson	13
1985	Jeff Graham	17
1986	Brad Harvie	13
1987	Brad Harvie	14
	Cam Hazen	14
1988	Jamie Abbgly	11
	Cam Hazen	11
1989	Bart King	9

1990	Jim Schifman	9
	Mike Skaggs	9
1991	Greg Thomas	16
1992	Jeff Martin	14
1993	Gabe Whatley	12
1994	Nick Morrow	19
1995	Josh Paul	11
1996	Glenn Davis	17
1997	Glenn Davis	18
	Jason Farese	18
1998	Josh Adeeb	19
	Clinton Johnston	19
1999	Hunter Bledsoe	10
2000	Adam Blue	9
2001	John Kaye	6
	Sean Luellwitz	6
	Ashley Freeman	6
2002	Sean Luellwitz	12
2003	Cesar Nicolas	7
2004	Cesar Nicolas	15
2005	Mike Baxter	9
2006	Pedro Alvarez	22
2007	Dominic de la Osa	20
2008	Ryan Flaherty	14
2009	Curt Casali	10
	Aaron Westlake	10
	Steven Liddle	10
2010	Aaron Westlake	14
2011	Aaron Westlake	18
2012	Connor Harrell	7
2013	Connor Harrell	12
2014	Zander Wiel	5
2015	Zander Wiel	15
	Rhett Wiseman	15
	Dansby Swanson	15
2016	Bryan Reynolds	13
2017	Jeren Kendall	15
2018	Stephen Scott	15
2019	JJ Bleday	**27

Runs Batted In

1970	Bill Winchester	33
1971	Steve Estep	35
1972	Bill Winchester	55
1973	Rick Duncan	51
1974	Rick Duncan	45
1975	Rick Duncan	51
1976	Bill Hardin	23
1977	Steve Chandler	26
	Mike Wright	26
1978	Scotti Madison	38
1979	Mike Pike	43
1980	Scotti Madison	56
1981	Jerry Williams	51
1982	Tim Turner	38
1983	Darren Puskarich	35
1984	Donald Lawson	36
1985	Benton Patton	59
1986	Bill Shiverick	53
1987	Greg Smith	52
1988	Greg Smith	56
1989	Jim Schifman	52
1990	Brad Shoemaker	39
1991	Greg Thomas	71
1992	Greg Thomas	54
1993	Boomer Whipple	57
1994	Nick Morrow	64
1995	Josh Paul	50
1996	Glenn Davis	61
1997	Glenn Davis	64
1998	Clinton Johnston	**74
1999	Hunter Bledsoe	51
2000	Karl Nonemaker	56
2001	Ashley Freeman	40

2002	Sean Luellwitz	51
2003	Cesar Nicolas	33
2004	Warner Jones	**74
2005	Mike Baxter	48
2006	Pedro Alvarez	64
2007	Pedro Alvarez	68
2008	Ryan Flaherty	63
2009	Curt Casali	59
2010	Jason Esposito	64
2011	Jason Esposito	59
2012	Anthony Gomez	57
2013	Connor Harrell	67
2014	Bryan Reynolds	54
2015	Zander Wiel	68
2016	Jeren Kendall	59
2017	Julian Infante	66
2018	Connor Kaiser	46
2019	Ethan Paul	73

Walks

1970	Steve Estep	27
1971	Records Not Available	
1972	Bill Winchester	29
1973	John McLean	29
1974	Bill Hardin	39
1975	Gene Mennees	47
1976	Steve Chandler	49
1977	Steve Chandler	32
1978	Mark Elliott	45
1979	Scotti Madison	54
1980	Bill Hench	49
1981	Jerry Williams	34
1982	Erez Borowsky	44
1983	Doug Fair	38
1984	Joey Cora	31
1985	Joey Cora	27
	Benton Patton	27
1986	Brad Harvie	38
1987	Brad Harvie	38
1988	Mike Skaggs	28
1989	Bob Schabes	56
1990	Mike Skaggs	31
1991	Vee Hightower	40
1992	Nick Morrow	40
1993	Vee Hightower	**63
1994	Nick Morrow	45
1995	Boomer Whipple	44
1996	Clinton Johnston	36
1997	Clinton Johnston	44
1998	Clinton Johnston	42
1999	Hunter Bledsoe	40
2000	Ashley Freeman	32
2001	John Kaye	31
2002	Tony Mansolino	24
	Cesar Nicolas	24
2003	Ryan Klosterman	24
	Tony Mansolino	24
2004	Cesar Nicolas	40
2005	Mike Baxter	30
2006	Pedro Alvarez	57
2007	Pedro Alvarez	40
2008	Ryan Flaherty	39
2009	Brian Harris	39
2010	Brian Harris	55
2011	Aaron Westlake	47
2012	Conrad Gregor	41
2013	Conrad Gregor	54
2014	Vince Conde	41
2015	Dansby Swanson	43
2016	Will Toffey	51
2017	Will Toffey	48
2018	Austin Martin	35
2019	JJ Bleday	61

PITCHING

Wins

1970	Mike Willis	7
1971	Jeff Peeples	8
1972	John McLean	7
	Jeff Peeples	7
1973	Jeff Peeples	12
1974	Rick Rhodes	8
1975	Mike Coyne	6
	Lewis Key	6
1976	Bob Latimer	6
1977	Rickey Kittrell	7
1978	Rickey Kittrell	7
	Jack Nuismer	7
1979	Jack Nuismer	10
1980	David Nenad	7
1981	Jim Gibbs	6
1982	Brian Farley	7
	Jim Gibbs	7
1983	Jim Gibbs	4
1984	Jim Gibbs	8
1985	Mark Ambrose	7
1986	Jim Heins	8
1987	Kyle Balch	7
1988	Kyle Balch	7
1989	Mike McLochlin	8
1990	JoJo Smith	9
1991	Steve Sadecki	7
1992	Scott Newell	5
	Bump Elliott	5
1993	Joe Barbao	9
	Matt McDonnough	9
1994	Matt McDonnough	7
	Joe Barbao	7
1995	Phillip Haigler	5
	Paul Seybt	5
1996	Paul Seybt	8
1997	Bert Snow	8
1998	Bert Snow	5
	Damon Yee	5
1999	Mike Byrd	5
2000	Damon Yee	5
2001	Jeff Little	6
2002	Jeremy Sowers	6
2003	Jeremy Sowers	7
2004	Jeremy Sowers	10
2005	Jensen Lewis	8
2006	David Price	9
2007	Casey Weathers	12
2008	Caleb Cotham	7
	Mike Minor	7
2009	Caleb Cotham	7
2010	Sonny Gray	10
2011	Grayson Garvin	13
2012	Sam Selman	9
2013	Tyler Beede	**14
2014	Walker Buehler	12
2015	Carson Fulmer	**14
2016	Kyle Wright	8
	Jordan Sheffield	8
2017	Patrick Raby	10
2018	Mason Hickman	8
2019	Drake Fellows	13

Saves

1970	Mark Bode	3
1971	Mark Bode	3
1972	Ed White	3
1973	Mark Bode	3
1974	Wayne Palmore	4
1975	Mike Coyne	2
	Rick Rhodes	2
1976	Bob Latimer	4

Season-by-Season Leaders

1977	Scott Sanderson	3
1978	Ted Govedarica	6
1979	Mike McCarthy	1
	Bill Sahagian	1
1980	John Yanello	4
1981	Gary Burns	2
1982	Tom Wasilewski	3
1983	Jeff Trenning	3
1984	Jeff Trenning	3
1985	Mark Ambrose	2
	Abbie Woyce	2
1986	Scott Graf	2
1987	Archie Smith	4
1988	Mike McLochlin	2
1989	Bryant Freer	3
1990	JoJo Smith	6
1991	Joe Morrow	3
1992	Tom Pendley	4
1993	David Daniels	6
1994	David Daniels	3
1995	David Daniels	3
1996	Clinton Johnston	9
1997	Matt Kata	6
1998	Four players	1
1999	Matt Kata	2
2000	Andy Beal	3
2001	Robert Ransom	2
2002	Dean Bennett	6
2003	Jensen Lewis	8
2004	Ryan Rote	11
2005	Ryan Rote	8
2006	Nick Christiani	3
	Casey Weathers	3
2007	Casey Weathers	7
2008	Russell Brewer	8
2009	Sonny Gray	5
2010	Russell Brewer	6
2011	Navery Moore	11
2012	Will Clinard	5
	Brian Miller	5
2013	Brian Miller	16
2014	Carson Fulmer	10
2015	Philip Pfeifer	5
2016	Ben Bowden	10
2017	Reed Hayes	7
2018	Chandler Day	4
2019	Tyler Brown	**17

Innings Pitched

1970	Mike Willis	79.1
1971	Doug Wessel	86.0
1972	Jeff Peeples	76.0
1973	Jeff Peeples	114.2
1974	Rick Rhodes	93.2
1975	Mike Coyne	81.1
1976	Bob Latimer	82.0
1977	Rickey Kittrell	91.2
1978	Rickey Kittrell	85.2
1979	Jack Nuismer	100.0
1980	David Nenad	104.0
1981	David Nenad	86.0
1982	Brian Farley	80.0
1983	Jim Gibbs	69.1
1984	Tom Wasilewski	66.2
1985	Mark Ambrose	87.1
1986	Jim Heins	87.1
1987	Archie Smith	78.0
1988	Kyle Balch	98.0
1989	Jim Heins	102.0
1990	JoJo Smith	97.2
1991	Ronnie McGill	88.1
1992	Scott Newell	107.1
1993	Ronnie McGill	100.2
1994	Joe Barbao	110.0
1995	Phillip Haigler	114.0

1996	Phillip Haigler	106.2
1997	Bert Snow	93.2
1998	Bert Snow	90.1
1999	Mike Byrd	107.2
2000	Damon Yee	105.1
2001	Steven Faulkner	99.0
2002	Jeremy Sowers	101.0
2003	Jeremy Sowers	115.0
2004	Jeremy Sowers	122.2
2005	Jensen Lewis	92.2
2006	David Price	110.1
2007	David Price	**133.1
2008	Mike Minor	103.0
2009	Mike Minor	110.2
2010	Sonny Gray	108.2
2011	Sonny Gray	126.0
2012	Kevin Ziomek	79.1
2013	Kevin Ziomek	119.0
2014	Tyler Beede	113.1
2015	Carson Fulmer	127.2
2016	Jordan Sheffield	101.2
2017	Patrick Raby	105.1
2018	Drake Fellows	96.1
2019	Drake Fellows	116.2

Earned Run Average

1970	Mike Willis	2.39
1971	Jeff Peeples	1.56
1972	Jeff Peeples	**1.30
1973	Jeff Peeples	1.64
1974	Rick Rhodes	3.06
1975	Lewis Key	3.12
1976	Lewis Key	2.19
1977	Rickey Kittrell	2.95
1978	Rickey Kittrell	2.95
1979	Jack Nuismer	3.78
1980	Gary Burns	3.63
1981	David Nenad	4.40
1982	Abbie Woyce	3.37
1983	Abbie Woyce	4.04
1984	Jim Gibbs	3.96
1985	Kyle Balch	3.19
1986	John Parke	4.61
1987	Archie Smith	4.38
1988	Kyle Balch	3.58
1989	Steve Sadecki	4.75
1990	JoJo Smith	2.67
1991	Ronnie McGill	4.69
1992	Ronnie McGill	4.54
1993	Joe Barbao	3.98
1994	Matt McDonnough	3.72
1995	David Daniels	3.07
1996	Clinton Johnston	2.41
1997	Damon Yee	2.33
1998	Clinton Johnston	2.66
1999	Mike Byrd	3.59
2000	Andy Beal	4.59
2001	Robert Ransom	5.94
2002	Jeremy Sowers	4.37
2003	Jeremy Sowers	2.50
2004	Ryan Mullins	2.58
2005	Jensen Lewis	2.62
2006	Ty Davis	3.91
2007	David Price	2.63
2008	Mike Minor	4.28
2009	Russell Brewer	2.96
2010	Chase Reid	3.46
2011	Sonny Gray	2.43
2012	Drew VerHagen	3.50
2013	Kevin Ziomek	2.12
2014	Carson Fulmer	1.98
2015	Carson Fulmer	1.83
2016	Jordan Sheffield	3.01
2017	Zach King	2.56
2018	Patrick Raby	3.57

2019	Mason Hickman	205
------	---------------------	-----

Strikeouts

1970	Doug Wessel	97
	Mike Willis	97
1971	Doug Wessel	131
1972	Mike Willis	71
1973	Jeff Peeples	113
1974	Rick Rhodes	73
1975	Lewis Key	50
	Rick Rhodes	50
1976	Scott Sanderson	65
1977	Scott Sanderson	87
1978	Rickey Kittrell	63
1979	Jack Nuismer	78
1980	John Yanello	59
1981	Jim Gibbs	57
1982	Brian Farley	63
1983	Abbie Woyce	51
1984	Jeff Edwards	65
1985	Mark Ambrose	100
1986	Kyle Balch	68
1987	Archie Smith	89
1988	Kyle Balch	85
1989	Mike McLochlin	63
1990	JoJo Smith	75
1991	Steve Sadecki	93
1992	Scott Newell	61
1993	Ronnie McGill	51
1994	Joe Barbao	55
1995	Phillip Haigler	71
1996	Phillip Haigler	62
1997	Bert Snow	97
1998	Bert Snow	83
1999	Mike Byrd	101
2000	Damon Yee	106
2001	Steven Faulkner	75
2002	Jeremy Sowers	85
2003	Jeremy Sowers	123
2004	Jeremy Sowers	119
2005	Jensen Lewis	95
2006	David Price	155
2007	David Price	**194
2008	Mike Minor	101
2009	Mike Minor	114
2010	Sonny Gray	113
2011	Sonny Gray	132
2012	Sam Selman	80
2013	Kevin Ziomek	115
2014	Tyler Beede	116
2015	Carson Fulmer	167
2016	Jordan Sheffield	113
2017	Kyle Wright	121
2018	Drake Fellows	107
2019	Drake Fellows	133

*NCAA record

**Team record

Season-by-Season Team Statistics

Season-by-Season Team Batting Statistics

Year	G	AB	R	H	2B	3B	HR	RBI	AVG.	BB	SO	SB-SBA	PO	A	E	FLD%
1969	39	-	178	291	-	-	-	134	-	-	-	-	-	-	-	-
1970	40	1238	227	342	50	11	27	181	.276	151	217	49	-	-	-	-
1971	53	1726	278	459	59	15	36	226	.266	224	315	85	-	-	-	-
1972	50	1727	325	486	67	8	31	274	.281	234	267	68	-	-	-	-
1973	52	1649	319	461	69	13	40	264	.280	235	341	101	-	-	-	-
1974	60	1714	293	428	63	15	36	247	.250	265	257	154	-	-	-	-
1975	60	1712	308	423	54	15	23	250	.247	309	302	74	-	-	-	-
1976	50	1546	260	415	75	13	32	200	.268	232	231	90	-	-	-	-
1977	51	1503	234	411	68	8	22	180	.273	173	214	90	-	-	104	-
1978	48	1491	296	423	78	12	40	253	.284	203	<u>207</u>	65	-	-	91	-
1979	46	1372	271	369	73	5	40	238	.269	235	227	49-76	1043	449	78	.950
1980	56	1790	388	546	95	11	33	349	.305	314	219	87-115	1353	586	77	.962
1981	52	1615	331	464	110	11	55	307	.287	217	274	108-140	1196	547	91	.950
1982	46	1474	332	463	92	4	38	294	.314	218	251	101-122	1087	444	79	.951
1983	46	1463	260	414	85	10	26	232	.283	210	219	61-80	1108	505	90	.947
1984	45	1408	314	422	95	10	49	268	.300	218	240	57-82	1055	463	84	.948
1985	51	1708	403	558	104	18	86	367	<u>.327</u>	195	303	81-109	1218	515	72	.960
1986	54	1775	352	531	110	10	67	320	.299	210	370	48-78	1298	560	126	.936
1987	52	1700	399	522	107	4	76	346	.307	222	352	57-81	1222	527	117	.937
1988	53	1773	369	532	113	12	46	314	.300	203	338	66-86	1323	561	120	.940
1989	54	1797	404	522	115	10	41	355	.290	322	346	<u>182-220</u>	1373	587	95	.954
1990	58	1948	351	555	101	18	53	319	.285	234	383	79-112	1448	629	154	.931
1991	57	1906	428	565	101	16	70	385	.296	281	386	85-108	1415	544	92	.955
1992	54	1755	355	501	108	16	65	313	.285	284	399	68-99	1364	604	102	.951
1993	56	1895	382	582	127	6	63	333	.307	261	328	115-156	1421	617	93	.956
1994	58	1967	446	587	112	19	57	405	.298	264	410	104-144	1503	681	107	.953
1995	56	1950	362	540	119	16	40	329	.277	273	412	86-125	1495	619	101	.954
1996	54	1860	372	544	108	10	82	346	.292	240	485	68-94	1415	608	101	.951
1997	55	1952	449	616	122	6	85	400	.316	248	437	58-82	1432	577	111	.948
1998	53	1856	414	561	120	6	71	381	.302	239	417	62-92	1367	592	128	.939
1999	55	1963	349	603	134	8	43	311	.307	219	356	83-107	1453	624	117	.947
2000	54	1885	345	559	126	5	40	315	.297	209	368	51-72	1408	554	83	.959
2001	55	1885	305	508	113	7	33	274	.269	247	411	50-73	1460	569	62	.970
2002	51	1780	302	507	116	6	41	280	.285	161	382	41-57	1349	546	68	.965
2003	55	1872	216	483	92	5	25	197	.258	158	328	47-75	1497	602	60	.972
2004	64	2243	398	681	119	26	53	363	.304	189	375	93-112	1723	599	52	.978
2005	55	1914	298	557	86	8	38	271	.291	168	291	95-120	1487	548	68	.968
2006	65	2291	424	705	131	13	57	388	.308	239	369	49-79	1738	634	74	.970
2007	67	2417	491	<u>782</u>	158	16	66	443	.324	244	405	75-103	1820	696	69	.973
2008	63	2256	448	697	135	21	62	400	.309	253	414	80-109	1707	594	70	.970
2009	64	2173	449	665	134	8	56	397	.306	259	389	89-123	1668	576	65	.972
2010	66	2329	481	719	160	7	63	437	.310	301	393	80-105	1814	716	66	.975
2011	66	2269	459	714	130	14	51	413	.315	258	361	80-111	1749	658	66	.973
2012	63	2076	349	556	115	19	27	315	.268	249	426	92-120	1675	613	82	.965
2013	66	2238	459	700	126	17	41	418	.313	295	394	139-175	1788	644	58	.977
2014	<u>72</u>	2359	403	655	145	14	22	351	.278	269	463	120-166	1919	<u>765</u>	69	.975
2015	<u>72</u>	<u>2505</u>	476	726	152	<u>28</u>	69	433	.290	302	610	106-138	<u>1967</u>	731	58	.979
2016	62	2076	416	568	115	26	43	375	.274	268	530	88-125	1654	600	59	.974
2017	62	2141	409	599	114	17	51	379	.280	287	475	54-80	1676	639	58	.976
2018	62	2078	386	559	106	13	67	339	.269	296	565	101-122	1622	548	<u>41</u>	<u>.981</u>
2019	71	2477	<u>578</u>	770	<u>164</u>	19	<u>100</u>	<u>541</u>	.311	<u>389</u>	603	80-100	1901	598	50	.980

Team Best Marks Underlined

Season-by-Season Team Statistics

Season-by-Season Team Pitching Statistics

Year	G	W-L	PCT.	ERA	SV	CG	SHO	IP	H	R-ER	BB	SO	HR	BK	HB	WP
1970	40	24-16	.600	3.24	6	-	4	324.2	<u>262</u>	157-117	194	359	-	-	-	25
1971	53	33-19	.635	3.38	11	-	-	447.1	359	199-151	240	440	-	-	-	3
1972	50	35-17	.700	3.51	10	23	-	438.2	424	228-171	224	415	-	-	-	-
1973	52	36-16	.692	3.21	8	<u>29</u>	-	420.2	364	<u>184-150</u>	210	360	-	-	-	-
1974	60	37-22	.617	4.26	7	26	-	465.1	482	269-220	247	252	-	-	-	-
1975	60	30-29	.500	4.30	5	28	-	456.2	456	299-218	278	280	-	-	-	-
1976	50	27-23	.540	4.14	7	25	-	404.0	425	270-186	247	277	-	-	-	-
1977	51	25-25	.490	3.71	3	-	-	390.2	396	238-161	186	368	-	-	<u>7</u>	24
1978	48	31-17	.646	5.01	9	-	-	382.1	443	272-213	180	251	-	-	16	23
1979	46	21-25	.457	5.67	2	23	2*	349.0	396	285-219	246	223	32	1	9	25
1980	56	34-21	.618	4.49	9	14	8*	451.0	447	261-225	300	262	29	2	22	<u>21</u>
1981	52	26-25	.510	5.85	6	13	1	398.2	461	332-259	292	243	49	2	14	33
1982	46	28-17	.622	4.77	6	13	4*	362.1	363	259-192	305	258	30	2	14	<u>21</u>
1983	46	22-23	.489	5.14	8	8	2*	369.1	401	279-211	245	303	35	1	13	33
1984	45	28-17	.622	5.35	7	11	1*	351.2	388	270-209	242	309	44	4	16	37
1985	51	35-16	.686	4.66	6	15	7*	406.0	408	262-210	234	386	44	4	25	26
1986	54	25-29	.463	5.35	6	15	3*	432.2	525	352-257	232	310	42	4	22	50
1987	52	27-25	.519	5.74	7	10	1	408.0	478	338-260	219	358	45	5	17	29
1988	53	30-23	.566	4.45	4	12	2	441.0	449	295-218	259	372	45	3	18	37
1989	54	31-21	.596	5.33	9	10	0	459.1	476	324-271	258	283	57	<u>0</u>	27	49
1990	58	28-30	.483	5.26	10	11	1	484.1	565	401-282	269	337	42	5	40	53
1991	57	29-27	.518	5.65	9	7	0	473.1	530	359-296	260	350	56	4	23	55
1992	54	29-24	.547	6.04	10	5	0	456.1	553	373-305	240	284	56	4	44	45
1993	56	32-23	.582	6.00	11	2	0	473.2	545	375-316	279	261	60	4	38	44
1994	58	28-30	.483	5.57	4	10	5	501.0	556	375-310	265	325	52	5	35	50
1995	56	26-30	.465	4.52	8	5	0	498.1	530	354-250	209	360	39	4	33	44
1996	54	29-25	.537	5.59	12	4	2	471.2	573	365-293	179	329	65	6	38	32
1997	55	31-24	.564	6.00	7	2	1	477.1	566	410-318	250	408	78	2	37	58
1998	53	25-28	.472	6.40	4	2	3	455.2	576	427-324	224	408	88	6	60	42
1999	55	22-33	.400	5.85	4	3	0	484.1	604	396-315	231	437	74	4	37	49
2000	54	21-33	.389	5.94	7	7	0	469.1	529	390-310	270	382	50	5	67	62
2001	55	24-31	.436	6.45	6	3	1*	486.2	595	395-349	231	324	67	4	59	32
2002	51	24-27	.471	5.98	12	5	1	449.2	529	348-299	228	312	45	12	53	52
2003	55	27-28	.491	3.46	15	1	3	499.0	475	237-192	<u>168</u>	432	32	12	36	24
2004	64	45-19	.703	3.34	17	6	10*	574.1	532	253-213	195	518	39	5	55	28
2005	55	34-21	.618	3.38	16	3	5*	495.2	429	223-186	189	514	26	3	55	36
2006	65	38-27	.585	4.18	11	7	4	579.1	556	308-269	229	574	45	11	71	42
2007	67	54-13	.806	3.55	13	7	4	606.2	535	266-239	180	633	38	5	65	33
2008	63	41-22	.651	4.68	15	3	2*	569.0	577	338-296	231	587	55	9	65	44
2009	64	37-27	.578	4.66	17	6	6*	556.0	586	326-288	207	604	68	8	48	44
2010	66	46-20	.697	3.69	14	3	6	604.2	592	298-248	224	557	48	3	49	26
2011	66	54-12	.818	<u>2.44</u>	18	3	7*	583.0	466	187-158	199	567	29	7	60	32
2012	63	35-28	.556	4.05	13	2	5	558.1	534	293-251	253	452	32	11	78	41
2013	66	54-12	.818	2.76	24	3	3*	596.0	469	217-183	258	520	20	4	64	50
2014	<u>72</u>	51-21	.708	2.90	21	3	8*	639.2	486	252-206	245	636	<u>16</u>	6	61	63
2015	<u>72</u>	51-21	.708	2.84	13	4	14*	<u>655.2</u>	508	247-207	295	<u>703</u>	31	9	52	54
2016	62	43-19	.694	3.25	19	2	9*	551.1	473	249-199	211	593	26	2	52	52
2017	62	36-25	.590	3.71	12	3	5	558.2	464	271-230	227	544	47	3	59	56
2018	62	35-27	.564	4.23	13	1	4	540.2	486	280-254	239	567	45	6	53	60
2019	71	<u>59-12</u>	<u>.830</u>	3.72	<u>32</u>	3	6*	633.2	537	291-262	268	<u>765</u>	33	8	68	64

* Combined Shutout

Team Best Marks Underlined

Season-by-Season Results

1886 (1-1)

Coach: Unavailable

Sewanee.....W.....	10-2
Sewanee.....L.....	3-11

1887 (1-0)

Coach: Unavailable

Sewanee.....W.....	21-2
--------------------	------

1888 (2-0)

Coach: Unavailable

Tennessee.....W.....	9-6
Tennessee.....W.....	9-1

1889 (1-1)

Coach: Unavailable

Sewanee.....L.....	7-8
Sewanee.....W.....	8-1

1890

No Records Available

1891 (0-3)

Coach: Unavailable

Cumberland.....L.....	9-10
Cumberland.....L.....	3-10
Cumberland.....L.....	5-7

1892 (5-4)

Coach: Unavailable

Tennessee.....W.....	17-9
Tennessee.....L.....	6-9
Cumberland.....L.....	6-11
Cumberland.....W.....	11-0
Cumberland.....W.....	5-2
Cumberland.....L.....	5-9
Cumberland.....W.....	4-2
Washington and Lee.....L.....	0-11

1893 (5-3-2)

Coach: Unavailable

Sewanee.....L.....	0-1
Sewanee.....W.....	3-1
Sewanee.....L.....	8-12
Cumberland.....W.....	4-0
Cumberland.....T.....	6-6
Nashville.....W.....	5-1
Alabama.....L.....	1-2
Alabama.....T.....	2-2
Alabama.....W.....	10-5
Alabama.....W.....	4-1

1894 (4-4)

Coach: Unavailable

Sewanee.....L.....	1-7
Tennessee.....L.....	3-4
Tennessee.....W.....	6-5
Cumberland.....W.....	23-4
Cumberland.....W.....	14-7
Alabama.....W.....	12-1
Alabama.....L.....	9-10
Alabama.....L.....	3-21

1895 (3-0)

Coach: Unavailable

Sewanee.....W.....	12-8
Sewanee.....W.....	6-5
Cumberland.....W.....	8-7

1896 (7-2-1)

Coach: Unavailable

Sewanee.....W.....	4-3
Sewanee.....W.....	8-4
Sewanee.....W.....	5-4
Sewanee.....W.....	8-5
Sewanee.....L.....	5-13
Tennessee.....W.....	4-3
Tennessee.....W.....	13-4
Tennessee.....L.....	7-9
Cumberland.....T.....	12-12
Cumberland.....W.....	16-6

1897 (8-4)

Coach: Unavailable

Sewanee.....L.....	2-4
Sewanee.....L.....	2-9
Sewanee.....W.....	14-4
Sewanee.....L.....	2-3
Sewanee.....W.....	16-12
Tennessee.....W.....	10-4
Tennessee.....W.....	15-7
Cumberland.....W.....	17-2
Cumberland.....W.....	12-5
Georgia.....W.....	1-0
Georgia.....L.....	4-12
Georgia.....W.....	3-1

1898 (8-2-1)

Coach: Unavailable

Sewanee.....T.....	5-5
Sewanee.....W.....	4-1
Sewanee.....W.....	10-5
Nashville.....W.....	6-3
Georgia.....W.....	13-1
Georgia.....W.....	3-0
Georgia.....W.....	4-0
Pennsylvania.....L.....	0-10
Pennsylvania.....L.....	3-7
Cincinnati.....W.....	15-5
Cincinnati.....W.....	8-0

1899 (5-4)

Coach: Unavailable

Tennessee.....W.....	20-0
Tennessee.....W.....	7-6
Cumberland.....W.....	15-8
Nashville.....W.....	17-5
Nashville.....W.....	14-3
Georgia.....L.....	0-3
Georgia.....L.....	6-7
Georgia.....L.....	9-10
Cornell.....L.....	11-12

1900 (8-7)

Coach: Unavailable

Sewanee.....W.....	8-7
Sewanee.....W.....	5-2
Sewanee.....L.....	2-11
Sewanee.....W.....	8-7
Tennessee.....L.....	2-5
Tennessee.....L.....	4-10
Tennessee.....W.....	10-1
Cumberland.....W.....	13-2
Chicago.....L.....	3-18
Chicago.....L.....	7-22
Chicago.....L.....	8-11
Mississippi.....W.....	6-5
Southwestern Presbyterian W.....	20-8
Texas.....L.....	2-3
Texas.....W.....	14-4

1901 (9-3)

Coach: Unavailable

Sewanee.....W.....	8-2
Sewanee.....W.....	15-7
Sewanee.....W.....	7-6
Cumberland.....W.....	25-0
Alabama.....L.....	10-11
Alabama.....W.....	11-3
Alabama.....W.....	11-7
Mercer.....L.....	4-6
Georgia Tech.....W.....	6-5
Georgia Tech.....L.....	2-7
Central.....W.....	5-2
Central.....W.....	10-0

1902 (11-6-1)

Coach: Unavailable

Sewanee.....W.....	31-3
Sewanee.....L.....	4-8
Sewanee.....W.....	21-1
Sewanee.....L.....	3-8
Sewanee.....L.....	4-8
Tennessee.....W.....	12-5
Tennessee.....W.....	11-10
Tennessee.....W.....	9-8
Tennessee.....W.....	13-2
Tennessee.....L.....	2-7
Nashville.....W.....	12-4
Nashville.....W.....	30-2
Southwestern Presbyterian L.....	8-9
Southwestern Presbyterian L.....	2-5
Southwestern Presbyterian W.....	17-0
Central.....T.....	10-10
Central.....W.....	14-0
Central.....W.....	5-2

1903 (15-2)

Coach: Unavailable

Sewanee.....W.....	9-1
Sewanee.....L.....	7-10
Sewanee.....W.....	18-5
Sewanee.....W.....	14-2
Cumberland.....W.....	18-9
Cumberland.....W.....	10-2
Georgia.....W.....	12-11
Southwestern Presbyterian W.....	15-6
Southwestern Presbyterian W.....	17-0
Texas.....W.....	17-8
Texas.....L.....	2-6
Texas.....W.....	8-5
Georgia Tech.....W.....	7-2
Georgia Tech.....W.....	4-2
Central.....W.....	8-3
Central.....W.....	8-5
Central.....W.....	17-7

1904 (19-6)

Coach: T.W. Davis

Sewanee.....W.....	1-0
Sewanee.....W.....	6-2
Sewanee.....W.....	4-0
Sewanee.....W.....	16-2
Cumberland.....W.....	6-0
Cumberland.....L.....	3-4
Nashville.....W.....	5-1
Nashville.....W.....	5-4
Nashville.....L.....	3-7
Alabama.....L.....	4-7
Alabama.....W.....	12-4
Alabama.....W.....	8-3
Southwestern Presbyterian W.....	5-2
Southwestern Presbyterian W.....	1-0
Southwestern Presbyterian W.....	14-5
Georgia Tech.....W.....	3-1

Georgia Tech.....L.....	1-3
Georgia Tech.....W.....	5-2
Central.....W.....	5-2
Central.....L.....	1-3
Central.....W.....	9-0
Southwestern Presbyterian W.....	9-6
Southwestern Presbyterian L.....	1-3
Southwestern Presbyterian W.....	2-1
Washington.....W.....	14-3

1905 (22-5)

Coach: Unavailable

Sewanee.....L.....	2-5
Sewanee.....L.....	2-4
Sewanee.....W.....	7-2
Sewanee.....W.....	4-3
Sewanee.....W.....	6-0
Tennessee.....W.....	5-4
Tennessee.....W.....	7-6
Nashville.....W.....	15-13
Nashville.....W.....	12-2
Nashville.....W.....	18-5
Alabama.....W.....	7-1
Alabama.....W.....	6-2
Alabama.....W.....	6-3
Cincinnati.....W.....	4-0
Cincinnati.....W.....	13-4
Cornell.....L.....	6-10
Cornell.....L.....	0-3
Texas.....L.....	2-3
Texas.....W.....	6-2
Central.....W.....	7-0
Central.....W.....	8-4
Central.....W.....	3-1
Kentucky State.....W.....	7-2
Kentucky State.....W.....	8-6
Kentucky State.....W.....	8-4
Indiana.....W.....	7-2
Indiana.....W.....	4-0

1906 (11-10)

Coach: Unavailable

Sewanee.....W.....	8-7
Sewanee.....W.....	4-0
Sewanee.....L.....	1-2
Sewanee.....L.....	2-7
Tennessee.....L.....	5-6
Tennessee.....W.....	7-1
Tennessee.....W.....	6-2
Nashville.....W.....	8-6
Nashville.....W.....	10-2
Alabama.....W.....	8-0
Alabama.....W.....	10-4
Alabama.....W.....	9-3
Cornell.....L.....	4-5
Cornell.....L.....	2-3
Cornell.....L.....	1-8
Georgia Tech.....L.....	1-5
Georgia Tech.....L.....	1-2
Georgia Tech.....L.....	4-5
Michigan.....W.....	3-1
Michigan.....L.....	2-4
Michigan.....W.....	6-5

1907 (15-5)

Coach: Unavailable

Sewanee.....W.....	3-1
Sewanee.....W.....	6-4
Sewanee.....W.....	3-1
Sewanee.....W.....	6-4
Sewanee.....W.....	4-2
Cumberland.....W.....	14-2
Cumberland.....W.....	6-4
Cumberland.....W.....	4-2

Season-by-Season Results

Alabama..... L	1-4
Alabama..... L	4-7
Southwestern Presbyterian W	4-2
Southwestern Presbyterian L	4-5
Southwestern Presbyterian W	10-1
Texas..... W	11-0
Texas..... L	3-5
Texas..... W	5-3
Georgia Tech	W 6-0
Georgia Tech	W 6-5
Georgia Tech	L 2-3
Howard..... W	7-2

1908 (11-9-2)

Coach: Grantland Rice

Sewanee..... L	7-17
Sewanee..... W	5-4
Sewanee..... W	5-4
Sewanee..... W	4-2
Tennessee..... W	5-3
Tennessee..... L	2-5
Defiance..... W	10-0
Indiana..... W	6-0
Indiana..... W	9-1
Indiana..... W	15-6
Nashville..... L	6-7
Michigan..... L	6-9
Michigan..... L	0-7
Auburn..... W	9-6
Auburn..... L	4-8
Georgia..... L	3-5
Georgia..... L	4-16
Georgia Tech	L 3-13
Georgia Tech	L 6-10
Kentucky..... W	9-6
Kentucky..... W	9-7
Tennessee..... L	2-3
Tennessee..... W	6-5
Mississippi A&M..... W	3-2
Mississippi A&M..... L	4-5
Middle Tennessee..... W	6-4
Middle Tennessee..... W	2-1
Alabama..... L	0-12
Alabama..... L	3-4
Western Kentucky..... W	6-3

1927 (11-12)

Coach: Bill Schwartz

Lions of Nashville..... W	9-7
Georgia..... W	8-2
Georgia..... L	1-9
Florida..... L	3-5
Georgia Tech	W 7-3
Georgia Tech	L 3-10
Auburn..... L	0-4
Auburn..... L	4-6
Auburn..... W	2-1
Tennessee..... W	9-5
Tennessee..... W	13-3
Mississippi A&M..... W	5-4
Mississippi A&M..... L	1-2
Boston College..... L	2-20
Harvard..... L	4-7
Holy Cross..... L	2-6
Princeton..... L	7-11
Yale..... L	0-2
Manhattan..... W	4-2
Brown..... W	4-1
Providence..... W	6-5
Amherst..... W	9-7
Dartmouth..... L	6-7

1928 (7-6)

Coach: Bill Schwartz

Michigan..... L	1-10
Michigan..... W	4-3

Notre Dame..... L	2-4
Cumberland..... W	9-0
Mufreesboro Teachers. W	1-5
Kentucky..... W	6-4
Georgia Tech..... L	3-8
Georgia Tech..... L	8-10
Tennessee..... W	9-1
Tennessee..... W	17-4
Middle Tennessee Teachers L	10-11
Tennessee Tech..... L	2-3
Tennessee Tech..... W	5-3

1929 (17-5)

Coach: Bill Schwartz

Michigan State..... W	7-2
Michigan State..... W	12-1
Michigan..... W	
Wisconsin..... W	
Wisconsin..... L	3-8
Georgia Tech..... W	
Kentucky.....	
Kentucky..... L	1-3
Alabama..... T	3-3
Auburn..... W	8-6
Auburn..... L	6-7
Georgia Tech..... W	3-0
Georgia Tech..... W	6-1
Virginia.....	
Tennessee..... W	5-1
Tennessee..... W	8-1

1930 (9-7)

Coach: Bill Schwartz

Michigan State..... W	5-4
Wisconsin..... L	5-6
Wisconsin..... L	6-9
Michigan..... L	7-8
Kentucky..... L	
Kentucky..... W	13-5
Alabama..... L	2-8
Alabama..... L	2-8
Georgia Tech..... L	5-10
Georgia Tech..... W	6-1
Tennessee..... W	14-2
Auburn..... W	
Auburn..... W	
Tennessee Tech..... W	11-10
Middle Tennessee Teachers W	1-0

1931 (7-7)

Coach: Bill Schwartz

Michigan..... L	2-3
Michigan..... W	5-2
Wisconsin..... L	4-6
MICHIGAN..... L	4-5
Ole Miss..... W	6-3
Ole Miss..... W	10-3
KENTUCKY..... W	8-7
KENTUCKY..... L	1-2
Kentucky..... W	6-5
Kentucky..... L	7-14
Auburn..... L	1-19
Auburn..... L	1-3
Tennessee Tech..... W	12-4
Tennessee Tech..... W	5-2

1932 (16-4)

Coach: Bill Schwartz

Michigan State..... W	2-1
Michigan State..... L	2-4
Tennessee Tech..... W	16-3
Maryville..... W	12-9
Bethel..... L	2-3
Bethel..... W	16-6
Birmingham Southern. W	14-1

W. Ky. Teach..... W	6-5
W. Ky. Teach..... W	7-6
Ole Miss..... W	9-7
Ole Miss..... W	2-1
Maryville..... W	18-5
Maryville..... W	9-5
W. Ky. Teach..... L	6-7
W. Ky. Teach..... W	5-2
Miss A&M..... L	1-3
Miss A&M..... W	6-3
Tennessee Tech..... W	4-0
Tennessee Tech..... W	5-4
Cumberland..... W	12-8

1933 (9-1)

Coach: Unavailable

Western Tennessee Teachers W	4-0
Bethel..... W	13-3
Bethel..... L	4-5
Cumberland..... W	5-3
W. Tenn. Teach..... W	6-5
W. Tenn. Teach..... W	3-2
Bethel..... W	8-7
Bethel..... W	5-3
Lambuth..... W	15-2
Tennessee Tech..... W	5-4

1934 (5-6)

Coach: Bill Schwartz

Georgia Tech..... L	7-9
Georgia Tech..... L	3-5
Cumberland..... L	1-3
Western TN Teachers... W	11-3
Western TN Teachers... W	7-4
Cumberland..... W	9-7
Lambuth..... W	3-1
Western TN Teachers... L	7-9
Western TN Teachers... L	4-8
Georgia Tech..... L	2-3
Georgia Tech..... W	6-5

1935 (10-2)

Coach: Bill Schwartz

Results Not Available

1936 (15-2)

Coach: Bill Schwartz

Burke Comp..... W	2-1
Cumberland..... W	7-4
Illinois Wesleyan..... L	4-7
Cincinnati..... W	7-6
Lipscomb..... W	8-2
W. Ky. Teach..... L	1-8
W. Tenn. Teach..... W	11-3
W. Tenn. Teach..... W	15-10
Lambuth..... W	9-0
Lambuth..... W	11-3
Memphis..... W	13-5
Memphis..... W	11-5
Lambuth..... W	10-0
Lambuth..... W	26-9
Tennessee Tech..... W	15-14

1937 (11-4)

Coach: Bill Schwartz

Ill. State Normal..... L	5-6
Nashville Vols..... L	4-15
Lambuth..... W	8-7
Lambuth..... W	7-2
Cumberland..... W	11-5
Tennessee Tech..... W	9-7
Cumberland..... W	16-6
Western Kentucky..... L	7-8
Western Kentucky..... W	6-2
Florida..... L	4-5
Florida..... W	4-2

Lambuth..... W	26-1
Lambuth..... W	15-10
Western Kentucky..... W	3-2
Tennessee Tech..... W	7-2

1938 (6-3)

Coach: Bill Schwartz

Austin Peay..... W	12-2
Georgia Tech..... L	2-7
Georgia Tech..... L	0-4
Mufreesboro Teach..... W	9-4
Tennessee Tech..... W	15-3
Georgia Tech..... W	8-3
Western Kentucky..... W	13-9
Murfreesboro Teach..... L	6-7
Tennessee Tech..... W	12-8

1939 (11-5)

Coach: Bill Schwartz

Illinois Wesleyan..... W	10-5
US Navy Base..... W	12-8
Troy State Teachers..... W	4-2
Nashville Vols..... L	1-15
Lambuth..... W	8-7
Lambuth..... W	7-2
Cumberland..... W	16-6
Tennessee Tech..... W	9-7
Cumberland..... W	16-6
W. Ky. Teach..... L	7-8
W. Ky. Teach..... W	6-2
Florida..... W	5-4
Florida..... W	4-2
Lambuth..... W	26-1
Lambuth..... W	15-10
Western Kentucky..... W	13-9
Mufreesboro Teachers.. L	6-7
Tennessee Tech..... W	12-8

1940 (8-2)

Coach: Bill Schwartz

Georgia Tech..... L	0-6
Georgia Tech..... L	5-7
Bethel..... W	14-2
Kentucky..... W	
Kentucky..... W	
Kentucky..... W	
Georgia Tech..... W	
Georgia Tech..... W	
Unavailable..... W	
Unavailable..... W	

Season-by-Season Results

1941 (8-10)

Coach: Unavailable

Western Kentucky.....	L.....	12-16
Michigan State.....	W.....	11-10
Illinois Wesleyan.....	L.....	2-8
Georgia Tech.....	L.....	7-8
Georgia Tech.....	L.....	4-11
Bradley Tech.....	W.....	13-12
Kentucky.....	W.....	9-3
Kentucky.....	L.....	10-13
Middle Tennessee.....	W.....	9-2
Georgia Tech.....	L.....	5-7
Georgia Tech.....	W.....	7-4
Tennessee Tech.....	L.....	14-15
Western Kentucky.....	W.....	7-4
Tennessee Tech.....	W.....	7-6
Kentucky.....	L.....	2-5
Kentucky.....	L.....	8-6
Middle Tennessee.....	L.....	6-13

1942 (10-8-1)

Coach: James A. Scoggins

Ill. Wesleyan.....	L.....	6-12
DePauw.....	W.....	15-5
Kentucky.....	L.....	6-9
Kentucky.....	W.....	2-1
Georgia Tech.....	L.....	1-7
Georgia Tech.....	L.....	3-5
Murfreesboro Teachers.....	L.....	3-5
Georgia Tech.....	L.....	4-7
Georgia Tech.....	W.....	10-5
Tennessee.....	W.....	13-9
Tennessee.....	T.....	5-5
T.P.I.....	L.....	4-7
Kentucky.....	W.....	20-8
Kentucky.....	W.....	5-4
Murfreesboro Teachers.....	W.....	8-4
Tennessee.....	W.....	5-1
Tennessee.....	L.....	4-11
Lipscomb.....	W.....	15-2
Nash. Terminals.....	W.....	7-6

1943 (14-8)

Coach: Unavailable

Georgia Tech.....		
Georgia Tech.....		
Georgia Tech.....		
Georgia Tech.....		
Kentucky.....		
Kentucky.....		
Kentucky.....		
LSU(Away).....	L.....	1-3
LSU(Away).....	W.....	2-0
KENTUCKY.....	W.....	9-3
KENTUCKY.....	W.....	8-4
MISSISSIPPI.....	L.....	1-10
MISSISSIPPI.....	L.....	1-15
MISSISSIPPI.....	L.....	3-15
Alabama.....	L.....	3-1
Alabama.....	L.....	3-1
MIDDLE TENNESSEE.....	L.....	6-4

1944

Did Not Compete

1945

Did Not Compete

1946

Did Not Compete

1947 (10-11, 2-5)

Coach: James A. Scoggins

Bradley.....	L.....	6-15
--------------	--------	------

Western Kentucky.....	W.....	3-2
Purdue.....	L.....	3-10
Tennessee.....	L.....	8-10
Tennessee.....	W.....	6-2
Western Illinois.....	W.....	4-0
Eagles (Nashville).....	W.....	8-5
Tennessee Tech.....	W.....	16-2
Kentucky.....	L.....	3-5
Middle Tennessee.....	L.....	3-6
Georgia Tech.....	W.....	10-8
Georgia Tech.....	L.....	5-6
Tennessee.....	L.....	6-9
Tennessee.....	W.....	7-0
Tennessee Tech.....	W.....	7-4
Kentucky.....	L.....	0-8
Kentucky.....	L.....	5-0
Western Kentucky.....	L.....	2-4
Georgia Tech.....	L.....	5-8
Georgia Tech.....	W.....	10-5

1948 (11-9-2, 7-8-1)

Coach: Tommy Harrison

NORTHERN ILLINOIS.....	W.....	4-2
NORTHERN ILLINOIS.....	W.....	5-4
Georgia Tech.....	L.....	6-8
Georgia Tech.....	L.....	6-8
PURDUE.....	T.....	5-5
TENNESSEE.....	T.....	4-4
TENNESSEE.....	W.....	6-2
Kentucky.....	W.....	5-1
Kentucky.....	W.....	12-6
GEORGIA.....	L.....	4-8
GEORGIA.....	W.....	8-6
MONSANTO.....	W.....	9-4
KENTUCKY.....	W.....	10-9
KENTUCKY.....	L.....	0-7
MIDDLE TENNESSEE.....	W.....	5-4
Tennessee.....	W.....	4-3
Tennessee.....	W.....	5-1
Auburn.....	L.....	1-4
Auburn.....	L.....	7-9
Middle Tennessee.....	L.....	1-6
AUBURN.....	L.....	3-7
AUBURN.....	L.....	0-13

1949 (8-11-1, 4-8)

Coach: Dave Scobey

Chicago.....	W.....	3-0
ILLINOIS STATE.....	L.....	2-4
ILLINOIS STATE.....	W.....	9-0
Georgia.....	L.....	6-10
Georgia.....	W.....	4-3
Tennessee.....	L.....	6-18
Tennessee.....	L.....	3-4
KENTUCKY.....	L.....	2-4
KENTUCKY.....	L.....	8-10
Western Kentucky.....	T.....	6-6
Kentucky.....	L.....	2-7
Kentucky.....	L.....	7-11
Auburn.....	W.....	6-1
Auburn.....	L.....	2-3
EVANSVILLE.....	L.....	9-12
TENNESSEE.....	W.....	6-2
TENNESSEE.....	W.....	6-2
MURRAY STATE.....	W.....	12-6
Middle Tennessee.....	W.....	6-3
Tennessee Tech.....	L.....	6-10

1950 (6-16, 4-13)

Coach: Dave Scobey

MIAMI (Ohio).....	L.....	5-7
Georgia Tech.....	W.....	5-3
Georgia Tech.....	L.....	9-13
MIDDLE TENNESSEE.....	L.....	1-12

TENNESSEE.....	W.....	11-5
TENNESSEE.....	W.....	8-7
MILLIKIN.....	L.....	5-12
KENTUCKY.....	L.....	6-14
KENTUCKY.....	L.....	1-2
GEORGIA TECH.....	L.....	3-22
GEORGIA TECH.....	W.....	11-3
GEORGIA.....	L.....	7-23
GEORGIA.....	L.....	4-8
Tennessee.....	L.....	2-11
Tennessee.....	L.....	4-10
Kentucky.....	L.....	7-8
Middle Tennessee.....	W.....	22-2
Evansville.....	W.....	6-5
AUBURN.....	L.....	4-6
AUBURN.....	L.....	3-12
Auburn.....	L.....	4-9
Auburn.....	L.....	4-12

1951 (0-18-1, 0-13-1)

Coach: Dave Scobey

ILLINOIS STATE.....	L.....	9-13
ILLINOIS STATE.....	L.....	1-7
KENTUCKY.....	T.....	10-10
KENTUCKY.....	L.....	13-15
Kentucky.....	L.....	5-17
MIDDLE TENNESSEE.....	L.....	5-13
Tennessee.....	L.....	0-17
Georgia Tech.....	L.....	11-14
Georgia Tech.....	L.....	8-22
MISSISSIPPI STATE.....	L.....	2-4
MISSISSIPPI STATE.....	L.....	3-10
TENNESSEE.....	L.....	2-20
TENNESSEE.....	L.....	6-7
Alabama.....	L.....	0-5
Alabama.....	L.....	4-7
ALABAMA.....	L.....	2-17
ALABAMA.....	L.....	7-20
Middle Tennessee.....	L.....	13-14
Murray State.....	L.....	6-21

1952 (4-16, 2-13)

Coach: Bill Schwartz

MIAMI (Ohio).....	L.....	1-8
TENNESSEE.....	L.....	1-6
TENNESSEE.....	W.....	6-4
Kentucky.....	L.....	8-11
Kentucky.....	L.....	6-8
Middle Tennessee.....	L.....	3-4
Tennessee Tech.....	W.....	16-10
GEORGIA TECH.....	L.....	4-14
GEORGIA TECH.....	W.....	12-8
KENTUCKY.....	L.....	7-8
Tennessee.....	L.....	7-10
Tennessee.....	L.....	2-9
ALABAMA.....	L.....	3-9
ALABAMA.....	L.....	0-8
Mississippi State.....	L.....	4-5
Mississippi State.....	L.....	4-11
Alabama.....	L.....	1-15
Alabama.....	L.....	4-5
MIDDLE TENNESSEE.....	W.....	10-7
TENNESSEE TECH.....	L.....	6-7

1953 (5-13, 3-11)

Coach: Woody Johnson

MIAMI (Ohio).....	L.....	3-5
TULANE.....	L.....	2-14
TULANE.....	W.....	7-3
MIDDLE TENNESSEE.....	W.....	4-1
Tennessee Tech.....	W.....	10-8
Tennessee.....	L.....	3-8
KENTUCKY.....	L.....	6-9

KENTUCKY.....	L.....	7-10
MISSISSIPPI.....	L.....	0-2
MISSISSIPPI.....	W.....	5-2
Alabama.....	L.....	1-6
Alabama.....	L.....	1-10
Mississippi State.....	L.....	0-8
Mississippi State.....	L.....	11-12
Kentucky.....	L.....	3-4
TENNESSEE.....	L.....	4-17
TENNESSEE.....	W.....	5-1
TENNESSEE TECH.....	L.....	4-9

1954 (11-9-1, 8-7-1)

Coach: Dave Scobey

MIAMI (Ohio).....	W.....	7-6
Tennessee.....	W.....	2-0
Tennessee.....	W.....	5-4
Middle Tennessee.....	W.....	17-12
Tennessee Tech.....	L.....	9-10
KENTUCKY.....	W.....	9-0
KENTUCKY.....	L.....	7-11
MISSISSIPPI.....	L.....	3-16
MISSISSIPPI.....	T.....	1-1
GEORGIA TECH.....	W.....	2-1
GEORGIA TECH.....	L.....	4-8
Kentucky.....	W.....	7-5
Kentucky.....	W.....	8-4
TENNESSEE.....	L.....	2-8
TENNESSEE.....	W.....	9-1
LSU (Away).....	W.....	5-3
LSU (Away).....	L.....	3-13
Tulane.....	L.....	1-2
Tulane.....	L.....	3-4
MIDDLE TENNESSEE.....	W.....	8-0
TENNESSEE TECH.....	L.....	1-8

1955 (12-6, 10-4)

Coach: Dave Scobey

Tennessee.....	W.....	3-1
Tennessee.....	L.....	5-11
MIDDLE TENNESSEE.....	W.....	8-4
Auburn.....	L.....	2-12
Auburn.....	L.....	2-4
AUBURN.....	W.....	12-10
AUBURN.....	W.....	6-5
KENTUCKY.....	W.....	17-3
KENTUCKY.....	W.....	14-8
KENTUCKY.....	L.....	9-8
Tennessee Tech.....	L.....	7-12
TENNESSEE.....	W.....	9-8
TENNESSEE.....	L.....	10-11
Kentucky.....	W.....	12-4
Kentucky.....	W.....	9-3
Kentucky.....	W.....	8-4
Middle Tennessee.....	W.....	9-8
TENNESSEE TECH.....	L.....	9-11

1956 (6-15, 3-12)

Coach: Dave Scobey

Middle Tennessee.....	L.....	10-12
Tulane.....	L.....	3-4
Tulane.....	L.....	0-13
Tulane.....	W.....	6-4
MIAMI (Ohio).....	L.....	7-8
MISSISSIPPI STATE.....	L.....	8-27
MISSISSIPPI STATE.....	L.....	4-9
TENNESSEE.....	W.....	6-4
TENNESSEE.....	L.....	3-8
Alabama.....	L.....	6-10
Alabama.....	L.....	0-4
LSU (Home).....	W.....	10-7
LSU (Home).....	L.....	2-14
LSU (Home).....	L.....	4-13
Mississippi.....	L.....	3-9

Season-by-Season Results

Mississippi	L	0-7
Mississippi	L	0-3
ALABAMA	W	4-7
Tennessee	W	11-5
MIDDLE TENNESSEE	W	9-6
MIDDLE TENNESSEE	W	12-1

1957 (8-14, 3-13)

Coach: Dick Richardson

TULANE	W	6-8
TULANE	L	0-3
TULANE	L	5-10
Tennessee	W	8-4
Tennessee	L	6-7
Mississippi State	L	3-9
Mississippi State	L	1-9
Mississippi State	L	0-9
ALABAMA	L	10-13
ALABAMA	L	5-6
Middle Tennessee	W	19-4
LSU (Away)	W	8-7
LSU (Away)	L	1-3
LSU (Away)	W	2-0
KENTUCKY	W	9-3
KENTUCKY	W	8-4
MISSISSIPPI	L	1-10
MISSISSIPPI	L	1-15
MISSISSIPPI	L	3-15
Alabama	L	3-1
Alabama	L	3-1
MIDDLE TENNESSEE	L	6-4

1958 (4-9, 2-6)

Coach: Dick Richardson

MIDDLE TENNESSEE	W	6-3
Auburn	L	4-25
Auburn	L	0-1
Auburn	L	0-8
HILLSDALE	W	8-6
GEORGIA	L	6-8
GEORGIA	L	2-7
GEORGIA	W	7-5
Kentucky	W	8-7
Kentucky	L	6-7
AUSTIN PEAY	L	6-10
Mississippi	L	0-2
Mississippi	L	3-4

1959 (5-15, 2-13)

Coach: Dick Richardson

MIDDLE TENNESSEE	W	8-5
CHICAGO	W	9-3
CENTRAL MICHIGAN	W	6-5
Georgia Tech	L	3-11
AUBURN	L	4-15
AUBURN	L	3-8
AUBURN	L	4-10
Georgia	L	7-11
Georgia	L	2-3
Georgia	L	5-10
KENTUCKY	L	7-14
KENTUCKY	L	3-4
Tennessee	L	1-2
Tennessee	W	10-4
TENNESSEE TECH	L	9-10
Kentucky	L	0-9
Kentucky	L	0-4
Middle Tennessee	L	0-2
TENNESSEE	L	7-21
TENNESSEE	W	10-8

1960 (8-13, 5-8)

Coach: Harley Boss

Florida	L	1-10
Florida	L	2-7
Middle Tennessee	W	12-6
TENNESSEE TECH	L	7-9
GEORGIA	W	10-6
GEORGIA	L	2-5
WITTENBERG	W	13-12
CENTRAL MICHIGAN	L	3-10
KENTUCKY	W	9-8
KENTUCKY	W	4-3
Tennessee	L	0-11
Tennessee	L	3-4
NOTRE DAME	L	2-6
GEORGIA TECH	L	4-14
MISSISSIPPI	L	0-10
MISSISSIPPI	L	0-16
MIDDLE TENNESSEE	W	5-4
KENTUCKY	L	1-3
TENNESSEE	L	2-8
TENNESSEE	W	9-7
TENNESSEE	W	12-1

1961 (7-15, 2-11)

Coach: Dick Richardson

Valdosta State	W	5-4
Valdosta State	W	4-1
Valdosta State	W	11-6
Georgia Southern	L	6-8
Georgia Southern	L	1-4
Georgia	L	3-15
Georgia	L	1-14
Georgia Tech	L	5-8
MIDDLE TENNESSEE	W	5-4
Kentucky	L	1-4
Kentucky	L	3-6
AUBURN	W	4-2
AUBURN	L	0-10
FLORIDA	L	5-7
FLORIDA	L	0-6
Middle Tennessee	W	4-1
KENTUCKY	W	9-8
KENTUCKY	L	2-9
TENNESSEE	L	3-6
TENNESSEE	L	4-14
TENNESSEE	L	4-10
TENNESSEE	L	1-3

1962 (2-18-2, 0-16-2)

Coach: Jerry Elliot

Auburn	T	14-14
Auburn	L	3-13
Valdosta State	L	0-2
Florida	L	0-11
Florida	L	1-5
MIDDLE TENNESSEE	W	9-7
Middle Tennessee	L	7-12
KENTUCKY	T	12-12
KENTUCKY	L	9-15
WITTENBERG	W	6-4
GEORGIA	L	0-15
GEORGIA	L	3-4
GEORGIA TECH	L	1-12
GEORGIA TECH	L	9-11
Kentucky	L	2-17
Kentucky	L	3-7
Kentucky	L	4-11
Tennessee	L	2-3
Tennessee	L	4-14
TENNESSEE	L	9-10
TENNESSEE	L	8-17
TENNESSEE	L	4-6

1963 (6-15, 4-13)

Coach: Harley Boss

Georgia	L	3-4
Georgia	L	0-6
Tennessee	L	1-10
Tennessee	L	4-5
Tennessee	L	5-7
Kentucky	L	3-4
Kentucky	L	1-2
Georgia Tech	W	9-8
TENNESSEE	W	5-4
TENNESSEE	L	10-11
AUBURN	L	3-5
AUBURN	L	6-14
FLORIDA	L	2-9
FLORIDA	L	2-9
SEWANEE	W	20-10
Middle Tennessee	L	2-6
KENTUCKY	W	8-2
KENTUCKY	L	0-5
KENTUCKY	W	9-4
Sewanee	L	3-6
MIDDLE TENNESSEE	W	6-5

1964 (7-14, 4-12)

Coach: Harley Boss

Florida	L	0-4
Florida	L	0-6
Auburn	L	2-6
Auburn	L	0-5
WITTENBERG	L	3-7
KENTUCKY	L	2-9
GEORGIA	W	8-7
Tennessee	L	0-2
Tennessee	L	2-10
Middle Tennessee	L	3-7
Sewanee	L	3-7
GEORGIA TECH	W	1-0
GEORGIA TECH	L	1-2
SEWANEE	W	9-6
Kentucky	L	3-8
Kentucky	W	3-2
Kentucky	L	1-2
MIDDLE TENNESSEE	W	6-1
TENNESSEE	L	3-20
TENNESSEE	W	11-3
TENNESSEE	L	1-18

1965 (5-14, 1-11)

Coach: George Archie

KENTUCKY	L	3-6
KENTUCKY	W	3-0
Georgia	L	3-4
Georgia	L	9-12
Middle Tennessee	L	0-3
TENNESSEE	L	0-9
TENNESSEE	L	3-9
Sewanee	W	8-7
AUBURN	L	4-13
AUBURN	L	9-23
MIDDLE TENNESSEE	W	12-11
SOUTHWESTERN	W	12-6
KENTUCKY	L	0-1
KENTUCKY	L	3-12
SEWANEE	W	11-4
TENNESSEE	L	0-4
TENNESSEE	L	3-6

1966 (2-16, 1-12)

Coach: George Archie

Florida	L	0-5
Florida	L	0-15
Auburn	L	0-11
Auburn	L	5-8
Tennessee	L	1-11
Tennessee	L	2-15
Middle Tennessee	L	0-5
SEWANEE	L	4-10
Wittenburg	L	4-14
KENTUCKY	L	3-9
KENTUCKY	L	1-7
Sewanee	W	4-1
MIDDLE TENNESSEE	L	3-2
Kentucky	W	4-2
Kentucky	L	4-14
GEORGIA	L	2-7
TENNESSEE	L	4-15
TENNESSEE	L	1-13

1967 (11-12, 8-9)

Coach: George Archie

Tennessee	L	2-6
Tennessee	W	5-1
Georgia State	W	2-1
Georgia State	W	5-1
AUBURN	W	5-3
AUBURN	L	0-1
AUBURN	L	8-21
KENTUCKY	W	7-2
KENTUCKY	W	6-4
Georgia	L	1-3
Georgia	L	3-4
Georgia	L	0-1
Sewanee	W	9-1
Kentucky	L	0-3
Kentucky	L	1-11
FLORIDA	W	6-5
FLORIDA	L	2-9
FLORIDA	W	14-2
TENNESSEE	W	9-0
TENNESSEE	W	8-3
SOUTHWESTERN	L	1-4
SEWANEE	L	1-2
MIDDLE TENNESSEE	L	2-4

1968 (7-15, 2-13)

Coach: Larry Schmittou

FISK	W	7-3
BELMONT	W	9-6
Florida	L	0-16
Florida	L	0-3
Florida	L	2-10
Auburn	L	0-8
Auburn	L	1-7
Auburn	L	0-4
Fisk	W	7-5
KENTUCKY	W	2-1
KENTUCKY	L	3-4
Birmingham Southern	W	8-1
GEORGIA	L	1-5
GEORGIA	W	4-3
GEORGIA	L	1-5
Tennessee State	W	4-3
Tennessee	L	0-9
Tennessee	L	1-9
SEWANEE	L	4-6
KENTUCKY	L	0-6
KENTUCKY	L	3-8
MIDDLE TENNESSEE	L	0-7

Season-by-Season Results

1969 (21-18, 3-10)

Coach: Larry Schmittou

TENNESSEE STATE.....W.....	9-2
TENNESSEE STATE.....W.....	6-4
FISK.....W.....	10-9
Belmont.....W.....	9-5
Murray State.....L.....	2-3
CALVIN.....W.....	16-7
CALVIN.....W.....	5-0
Chattanooga.....W.....	4-0
Chattanooga.....W.....	5-2
Berry.....L.....	0-5
Berry.....W.....	6-4
Oglethorpe.....L.....	1-9
Georgia.....L.....	7-17
Georgia.....L.....	1-5
Georgia.....L.....	2-5
Fisk.....W.....	5-4
CHATTANOOGA.....W.....	9-5
Kentucky.....L.....	1-3
Kentucky.....L.....	1-4
SEWANEE.....W.....	5-2
AUBURN.....W.....	7-6
AUBURN.....L.....	1-2
Lipscomb.....W.....	1-0
BIRMINGHAM SOUTHERN.....W.....	3-2
BELMONT.....L.....	1-4
Lipscomb.....W.....	5-3
Sewanee.....L.....	2-5
KENTUCKY.....L.....	2-4
KENTUCKY.....W.....	5-1
LIPSCOMB.....L.....	4-7
MURRAY STATE.....L.....	2-4
Tennessee.....L.....	1-4
Tennessee.....L.....	3-9
Southwestern.....W.....	14-3
FLORIDA.....L.....	2-6
FLORIDA.....L.....	5-14
FLORIDA.....L.....	5-15
MIDDLE TENNESSEE.....W.....	3-1
MIDDLE TENNESSEE.....W.....	5-0

1970 (24-16, 5-10)

Coach: Larry Schmittou

WEST VIRGINIA.....L.....	2-3
CHRISTIAN BROTHERS W.....	9-2
CHRISTIAN BROTHERS W.....	4-2
KENYON.....W.....	16-3
KENYON.....W.....	7-1
KENTUCKY.....W.....	18-6
KENTUCKY.....L.....	2-3
CALVIN.....L.....	3-4
Western Michigan.....W.....	6-5
Jacksonville.....L.....	3-4
Western Michigan.....W.....	5-3
Jacksonville.....L.....	5-6
Florida.....L.....	0-2
Florida.....W.....	4-1
Florida.....L.....	0-2
Purdue.....W.....	3-1
Murray State.....L.....	1-3
Kentucky.....L.....	0-3
Kentucky.....W.....	6-2
Belmont.....W.....	13-7
Tennessee-Chattanooga.....W.....	7-2
Birmingham Southern.....W.....	5-2
Auburn.....L.....	1-6
Auburn.....L.....	1-2
Auburn.....L.....	0-7
BELMONT.....W.....	2-0
Tennessee.....L.....	6-10
Tennessee.....L.....	6-13
CHATTANOOGA.....W.....	16-0

TENNESSEE.....L.....	1-20
LIPSCOMB.....W.....	10-7
GEORGIA.....W.....	6-2
GEORGIA.....W.....	3-0
MURRAY STATE.....W.....	15-7
Lipscomb.....W.....	11-1
ARKANSAS.....W.....	9-6
Middle Tennessee.....W.....	6-3
Middle Tennessee.....W.....	9-6
WESTERN KENTUCKY.....W.....	2-0
WESTERN KENTUCKY.....W.....	6-0

1971 (33-19, 10-7)

Coach: Larry Schmittou

CHRISTIAN BROTHERS W.....	2-0
CHRISTIAN BROTHERS W.....	6-2
UNION.....L.....	7-8
Belmont.....W.....	12-1
LOUISVILLE (NH).....W.....	3-0
LOUISVILLE (NH).....W.....	2-0
BOWLING GREEN.....W.....	13-0
CALVIN.....W.....	5-4
CALVIN (NH).....W.....	13-0
Central Michigan.....L.....	2-7
William & Mary.....L.....	2-3
St. Leo's.....W.....	8-7
Princeton.....W.....	4-0
Florida Southern.....L.....	3-4
Rollins.....W.....	3-2
William & Mary.....W.....	7-3
Stetson.....L.....	4-5
Princeton.....L.....	4-5
Rollins.....L.....	2-5
Kentucky.....L.....	5-13
Kentucky.....W.....	8-6
KENTUCKY.....W.....	6-3
KENTUCKY.....L.....	3-4
WESTERN KENTUCKY.....W.....	10-0
Purdue.....W.....	6-1
Murray State.....L.....	1-8
MEMPHIS STATE.....W.....	5-4
TENNESSEE.....W.....	12-1
TENNESSEE.....W.....	7-5
Western Kentucky.....W.....	6-1
Western Kentucky.....W.....	6-1
TENNESSEE STATE.....W.....	5-3
BIRMINGHAM SOUTHERN.....L.....	5-10
Tennessee.....W.....	8-3
Tennessee.....W.....	4-3
BELMONT (NH).....W.....	4-0
Christian Brothers.....L.....	2-4
Memphis State.....W.....	9-8
Lipscomb.....W.....	6-4
Georgia.....W.....	7-3
Georgia.....L.....	5-6
Austin Peay.....W.....	7-3
MURRAY STATE.....L.....	4-7
AUBURN.....W.....	5-1
AUBURN.....L.....	1-6
AUBURN.....L.....	0-9
LIPSCOMB.....L.....	4-11
Union.....W.....	4-2
FLORIDA.....W.....	4-3
FLORIDA.....W.....	13-2
Mississippi State*.....L.....	1-5
MISSISSIPPI STATE*.....L.....	1-3

* SEC Tournament
(NH) No Hitter

1972 (35-15, 13-5)

Coach: Larry Schmittou

LOUISVILLE.....W.....	17-1
LOUISVILLE.....W.....	2-1
Tennessee Tech.....W.....	2-0
FISK.....W.....	9-0
Memphis State.....L.....	4-5
EVANSVILLE.....W.....	9-0
EVANSVILLE.....W.....	2-1
MIDDLE TENNESSEE.....W.....	4-3
AUSTIN PEAY.....W.....	11-6
KENTUCKY.....W.....	15-1
Florida State.....W.....	11-1
Florida State.....L.....	3-4
Florida State.....L.....	4-19
South Alabama.....L.....	2-5
South Alabama.....L.....	4-18
Louisville.....W.....	4-3
Kentucky.....W.....	4-3
Kentucky.....W.....	11-10
TENNESSEE TECH.....W.....	14-1
WESTERN KENTUCKY.....W.....	6-0
Belmont.....W.....	6-5
Tennessee.....W.....	3-2
Tennessee.....W.....	13-12
Austin Peay.....W.....	14-5
LIPSCOMB.....W.....	3-2
Union.....W.....	7-2
Murray State.....L.....	6-8
TENNESSEE.....W.....	4-3
TENNESSEE.....L.....	4-6
SOUTH ALABAMA.....L.....	12-19
SOUTH ALABAMA.....W.....	5-2
Western Kentucky.....W.....	5-4
MURRAY STATE.....W.....	14-8
GEORGIA.....W.....	3-2
GEORGIA.....W.....	8-5
GEORGIA.....W.....	15-0
BELMONT.....W.....	4-3
Birmingham Southern.....L.....	4-6
Auburn.....W.....	5-1
Auburn.....L.....	3-7
Auburn.....W.....	6-2
Middle Tennessee.....W.....	12-2
UNION.....L.....	4-7
Lipscomb.....L.....	5-9
Florida.....W.....	2-1
Florida.....L.....	0-3
Florida.....W.....	4-1
SOUTHERN ILLINOIS.....W.....	2-1
MISSISSIPPI.....L.....	3-5
Mississippi.....L.....	4-5

1973 (36-16, 13-5)

Coach: Larry Schmittou

AUSTIN PEAY.....W.....	19-4
Austin Peay.....W.....	21-3
Austin Peay.....W.....	4-1
Tennessee Tech.....W.....	9-3
Tennessee Tech.....L.....	3-7
DePAUW.....W.....	11-2
DePAUW.....W.....	14-7
FISK.....W.....	14-1
MIDDLE TENNESSEE.....L.....	8-9
LOUISVILLE.....W.....	3-1
LOUISVILLE.....W.....	6-4
KENTUCKY.....W.....	5-2
KENTUCKY.....W.....	22-3
Massachusetts.....L.....	0-2
Hawaii.....W.....	11-2
Southern California.....W.....	5-4
California-Riverside.....W.....	7-3
Washington State.....L.....	6-2
Stanford.....L.....	0-6

Arizona State.....W.....	6-4
Kentucky.....L.....	1-3
Kentucky.....W.....	7-3
TENNESSEE.....W.....	9-8
MEMPHIS STATE.....W.....	2-0
MEMPHIS STATE.....L.....	5-6
Tennessee.....L.....	1-12
Tennessee.....W.....	5-2
WESTERN KENTUCKY.....W.....	5-4
WESTERN KENTUCKY.....W.....	9-5
LIPSCOMB.....W.....	6-4
NORTHERN ILLINOIS.....W.....	2-1
Georgia.....W.....	4-0
Georgia.....L.....	0-6
Georgia.....L.....	1-3
Middle Tennessee.....W.....	4-3
Belmont.....L.....	0-1
AUBURN.....W.....	5-1
AUBURN.....W.....	1-0
AUBURN.....L.....	4-7
BIRMINGHAM SOUTHERN.....W.....	16-5
LIPSCOMB.....W.....	4-3
FLORIDA.....W.....	7-0
FLORIDA.....W.....	4-1
FLORIDA.....W.....	9-5
Southern Illinois.....L.....	2-4
Southern Illinois.....L.....	1-3
Alabama*.....W.....	5-1
ALABAMA*.....W.....	13-7
Georgia Southern!.....W.....	6-2
North Carolina State!.....W.....	4-2
Georgia Southern!.....L.....	2-5
Miami, (Fla.)!.....L.....	5-6

* SEC Tournament

! NCAA Playoffs, Starkville, Miss.

1974 (37-22, 11-4)

Coach: Larry Schmittou

Columbus.....W.....	9-8
Columbus.....W.....	1-0
LSU (Away).....L.....	5-10
LSU (Away).....L.....	7-8
LSU (Away).....W.....	7-3
LSU (Away).....W.....	5-3
South Alabama.....L.....	4-5
South Alabama.....W.....	5-2
Florida.....L.....	0-4
Florida.....W.....	1-0
Florida.....W.....	8-3
Valdosta State.....W.....	8-4
Valdosta State.....W.....	8-5
FISK.....W.....	5-4
Miami (Ohio).....L.....	2-4
Alabama.....L.....	2-12
Miami (Ohio).....W.....	5-4
Alabama.....W.....	8-7
Miami (Ohio).....W.....	5-2
Alabama.....L.....	4-5
BELMONT.....W.....	10-9
MIDDLE TENNESSEE.....W.....	7-1
MIDDLE TENNESSEE.....W.....	5-4
WESTERN KENTUCKY.....W.....	7-1
WESTERN KENTUCKY.....L.....	3-9
TENNESSEE TECH.....W.....	3-0
TENNESSEE TECH.....L.....	2-3
SOUTHERN ILLINOIS.....L.....	2-5
SOUTHERN ILLINOIS.....W.....	10-4
KENTUCKY.....W.....	8-7
KENTUCKY.....W.....	4-2
Fisk.....W.....	5-2
Tennessee.....W.....	5-1
Tennessee.....L.....	3-4
Austin Peay.....L.....	4-5
Austin Peay.....L.....	0-7*

Season-by-Season Results

LIPSCOMB.....	L.....	3-5
TENNESSEE.....	W.....	4-3
TENNESSEE.....	W.....	11-3
Memphis.....	W.....	1-0
Memphis.....	L.....	0-3
Lipscomb.....	L.....	4-12
GEORGIA.....	W.....	5-1
GEORGIA.....	W.....	6-3
GEORGIA.....	W.....	7-6
SOUTH ALABAMA.....	L.....	0-12
BELMONT.....	W.....	19-6
Auburn.....	W.....	2-1
Auburn.....	L.....	2-8
Auburn.....	L.....	0-11
AUSTIN PEAY.....	L.....	8-10
AUSTIN PEAY.....	W.....	4-0
Middle Tennessee.....	W.....	5-1
Middle Tennessee.....	W.....	4-2
ALABAMA *.....	W.....	12-8
Alabama *.....	W.....	2-1
East Carolina#.....	W.....	2-1
Miami (Fla.)#.....	L.....	1-7
Georgia Southern#.....	L.....	3-5
* SEC Tournament		
# NCAA Playoffs, Starkville, Miss.		

1975 (30-39, 7-9)

Coach: Larry Schmittou

LSU (Away).....	L.....	4-6
LSU (Away).....	W.....	7-2
LSU (Away).....	L.....	0-10
LSU (Away).....	L.....	1-17
South Alabama.....	L.....	4-14
South Alabama.....	L.....	1-7
Alabama.....	L.....	1-4
Alabama.....	W.....	3-1
Alabama.....	W.....	3-2
Alabama.....	W.....	5-4
Mississippi State.....	W.....	2-1
Iowa.....	L.....	0-6
Mississippi State.....	L.....	0-1
LOUISVILLE.....	L.....	3-5
LOUISVILLE.....	L.....	1-4
OHIO.....	L.....	2-7
FSK.....	W.....	10-3
EVANSVILLE.....	W.....	6-2
EVANSVILLE.....	L.....	3-4
WOOSTER.....	W.....	10-3
OHIO STATE.....	L.....	3-20
OHIO STATE.....	L.....	3-9
KENTUCKY.....	W.....	5-3
WISCONSIN-SUPER.....	W.....	18-1
WISCONSIN-SUPER.....	W.....	17-2
WISCONSIN-SUPER.....	W.....	6-4
Middle Tennessee.....	W.....	6-3
Kentucky.....	L.....	4-9
Kentucky.....	W.....	3-0
PROVIDENCE.....	W.....	3-2
PROVIDENCE.....	L.....	0-2
Western Kentucky.....	W.....	8-6
Western Kentucky.....	L.....	4-5
MIDDLE TENNESSEE.....	L.....	2-4
TENNESSEE.....	L.....	1-14
TENNESSEE.....	L.....	3-6
Austin Peay.....	W.....	13-1
Austin Peay.....	W.....	13-4
Lipscomb.....	W.....	6-0
Belmont.....	L.....	3-4
Tennessee.....	L.....	10-11
Tennessee.....	L.....	3-8
SOUTH ALABAMA.....	W.....	9-7
WESTERN KENTUCKY.....	W.....	5-1
WESTERN KENTUCKY.....	W.....	12-4
Georgia.....	L.....	2-6
Georgia.....	L.....	1-6
Georgia.....	W.....	13-3

AUSTIN PEAY.....	W.....	7-2
AUSTIN PEAY.....	L.....	5-6
LIPSCOMB.....	L.....	3-14
BELMONT.....	W.....	7-3
AUBURN.....	W.....	8-5
AUBURN.....	W.....	3-0
AUBURN.....	L.....	3-4
Fisk.....	W.....	12-2
FLORIDA.....	W.....	5-1
FLORIDA.....	W.....	4-1
FLORIDA.....	L.....	2-6

1976 (27-23, 12-12)

Coach: Larry Schmittou

Columbus College.....	L.....	6-14
Columbus College.....	L.....	4-7
Rollins.....	L.....	5-10
Rollins.....	W.....	3-2
Rollins.....	L.....	3-6
Florida.....	W.....	10-5
Florida.....	W.....	5-3
Florida.....	L.....	6-7
WESTERN ILLINOIS.....	W.....	5-3
WESTERN ILLINOIS.....	W.....	4-2
Murray State.....	L.....	3-4
EVANSVILLE.....	W.....	8-6
MIAMI (OHIO).....	L.....	1-3
WESTERN KENTUCKY.....	W.....	8-7
TENNESSEE TECH.....	L.....	4-6
Western Kentucky.....	L.....	7-8
LIPSCOMB.....	W.....	7-3
Georgia.....	W.....	6-3
Georgia.....	W.....	3-1
Georgia.....	L.....	2-8
AUSTIN PEAY.....	W.....	7-6
MIDDLE TENNESSEE.....	W.....	4-1
KENTUCKY.....	L.....	7-14
KENTUCKY.....	L.....	1-6
KENTUCKY.....	W.....	13-8
Middle Tennessee.....	W.....	7-4
Union.....	W.....	10-6
BELMONT.....	L.....	4-5
TENNESSEE.....	W.....	8-6
TENNESSEE.....	L.....	3-8
TENNESSEE.....	W.....	11-7
MURRAY STATE.....	W.....	9-4
Lipscomb.....	W.....	7-4
BELLARMINE.....	L.....	7-11
BELLARMINE.....	W.....	8-5
UNION.....	W.....	7-4
Austin Peay.....	W.....	15-4
Belmont.....	W.....	3-1
Kentucky.....	L.....	0-14
Kentucky.....	W.....	0-4
Kentucky.....	W.....	4-3
GEORGIA.....	L.....	4-5
GEORGIA.....	W.....	3-0
GEORGIA.....	W.....	6-0
FLORIDA.....	L.....	2-4
FLORIDA.....	W.....	6-4
FLORIDA.....	W.....	6-3
Tennessee.....	L.....	2-6
Tennessee.....	L.....	1-8
Tennessee.....	L.....	2-3

1977 (25-25-1, 13-12)

Coach: Larry Schmittou

Hawaii.....	L.....	5-7
Hawaii.....	L.....	3-10
Hawaii.....	L.....	3-4
Hawaii.....	L.....	6-7
Hawaii.....	L.....	4-10
Hawaii.....	L.....	3-7
Hawaii.....	W.....	6-1
Hawaii.....	L.....	3-9
Florida.....	L.....	2-7

Florida.....	L.....	1-5
Florida.....	L.....	5-11
MIDDLE TENNESSEE.....	W.....	8-7
OHIO.....	W.....	2-1
OHIO.....	L.....	7-8
OHIO.....	L.....	8-11
Austin Peay.....	W.....	9-2
KENTUCKY.....	W.....	2-1
KENTUCKY.....	W.....	2-1
KENTUCKY.....	W.....	3-0
TREVECCA.....	W.....	8-7
BELMONT.....	W.....	9-3
ST. XAVIER.....	W.....	7-5
MILLIKIN.....	W.....	6-5
Southern Illinois.....	L.....	3-4
Kentucky.....	L.....	6-7
Kentucky.....	W.....	2-1
Kentucky.....	L.....	3-5
Georgia.....	W.....	1-0
Georgia.....	W.....	8-4
Georgia.....	L.....	4-5
Middle Tennessee.....	W.....	4-0
Trevecca.....	W.....	4-2
Lipscomb.....	L.....	6-8
TENNESSEE.....	W.....	6-0
TENNESSEE.....	W.....	6-1
TENNESSEE.....	W.....	6-2
WESTERN KENTUCKY.....	L.....	5-7
WESTERN KENTUCKY.....	T.....	3-3
Belmont.....	W.....	7-1
GEORGIA.....	L.....	1-6
GEORGIA.....	W.....	3-1
AUSTIN PEAY.....	L.....	0-7
FLORIDA.....	L.....	5-6
FLORIDA.....	W.....	5-2
FLORIDA.....	W.....	7-4
LIPSCOMB.....	W.....	7-0
Tennessee.....	L.....	0-2
Tennessee.....	L.....	3-5
Tennessee.....	W.....	8-2
Mississippi*.....	L.....	7-9
Mississippi State*.....	L.....	2-15
* SEC Tournament		

1978 (31-17, 10-13)

Coach: Larry Schmittou

Florida.....	L.....	1-3
Florida.....	L.....	1-3
Florida.....	L.....	6-8
UNION.....	W.....	15-3
LEWIS.....	W.....	4-3
LEWIS.....	W.....	3-1
TREVECCA.....	W.....	5-1
VIRGINIA TECH.....	L.....	9-17
OKLAHOMA.....	W.....	8-7
BELMONT.....	W.....	8-7
SOUTHEAST OKLAHOMA.....	W.....	10-8
MIAMI (OHIO).....	W.....	6-5
LIPSCOMB.....	L.....	5-6
SOUTHEAST OKLAHOMA.....	W.....	6-5
ST. MARY'S.....	W.....	6-3
Trevecca.....	W.....	7-5
Kentucky.....	L.....	4-6
Kentucky.....	L.....	0-3
Kentucky.....	W.....	8-3
BELMONT.....	W.....	8-7
Tennessee State.....	W.....	19-6
SO. ILLINOIS.....	W.....	6-5
Georgia.....	W.....	4-2
Georgia.....	L.....	5-22
Georgia.....	W.....	9-4
MIDDLE TENNESSEE.....	W.....	14-8
TENNESSEE STATE.....	W.....	10-9
FLORIDA.....	W.....	2-1
FLORIDA.....	L.....	3-17
FLORIDA.....	L.....	0-6

TENNESSEE.....	W.....	6-3
TENNESSEE.....	L.....	1-11
TENNESSEE.....	W.....	12-6
Lipscomb.....	L.....	3-12
Middle Tennessee.....	L.....	3-7
TREVECCA.....	W.....	7-6
GEORGIA.....	L.....	5-7
GEORGIA.....	W.....	4-0
GEORGIA.....	W.....	7-6
EVANSVILLE.....	W.....	11-1
EVANSVILLE.....	W.....	8-3
EVANSVILLE.....	W.....	12-3
KENTUCKY.....	W.....	4-1
KENTUCKY.....	W.....	2-1
LIPSCOMB.....	W.....	12-4
Tennessee.....	L.....	2-3
Tennessee.....	L.....	5-10
Tennessee.....	L.....	4-5

1979 (21-25, 8-14)

Coach: Roy Mewbourne

Hawaii.....	L.....	2-15
Hawaii.....	L.....	5-7
Hawaii.....	L.....	3-4
Hawaii.....	L.....	1-4
Hawaii.....	L.....	2-5
Hawaii.....	L.....	0-9
KENTUCKY.....	L.....	5-10
KENTUCKY.....	W.....	5-3
KENTUCKY.....	L.....	6-16
Trevecca.....	W.....	8-6
Union.....	W.....	14-1
Union.....	W.....	17-2
TENNESSEE STATE.....	L.....	7-16
Middle Tennessee.....	L.....	4-8
BELMONT.....	W.....	7-2
WISCONSIN-EAU CLAIRE.....	W.....	11-4
WISCONSIN-EAU CLAIRE.....	W.....	7-0
GEORGIA.....	L.....	4-5
Aurora (Ill.).....	W.....	10-0
Belmont.....	W.....	12-4
LEWIS & CLARK.....	W.....	5-4
MIDDLE TENNESSEE.....	L.....	3-11
TENNESSEE STATE.....	W.....	15-4
AUSTIN PEAY.....	W.....	4-2
Florida.....	L.....	2-9
Florida.....	L.....	5-6
Florida.....	W.....	9-4
Georgia.....	L.....	4-8
Georgia.....	L.....	3-8
Georgia.....	W.....	7-5
TENNESSEE.....	L.....	4-8
TENNESSEE.....	L.....	1-8
TENNESSEE.....	W.....	10-3
TREVECCA.....	W.....	9-5
Lipscomb.....	L.....	2-8
Kentucky.....	L.....	1-3
Kentucky.....	L.....	6-7
Kentucky.....	W.....	12-9
FLORIDA.....	W.....	7-6
FLORIDA.....	L.....	2-15
FLORIDA.....	L.....	4-5
AUSTIN PEAY.....	W.....	11-9
LIPSCOMB.....	L.....	3-8
Tennessee.....	W.....	7-5
Tennessee.....	W.....	5-3
Tennessee.....	L.....	0-1

Season-by-Season Results

1980 (34-21-1, 13-9)

Coach: Roy Mewbourne

Birmingham Southern	L	3-7
Davidson	L	2-3
Davidson	W	3-0
Davidson	W	7-3
Central Florida	W	9-3
Rollins	W	11-6
Rollins	L	6-8
Georgia	W	14-9
Georgia	W	11-6
Georgia	L	6-9
FLORIDA	W	6-3
FLORIDA	W	6-4
FLORIDA	W	0-5
GRAND VALLEY	L	5-6
UT-CHATTANOOGA	W	2-1
UT-CHATTANOOGA	W	7-3
GEORGIA	W	6-0
GEORGIA	L	0-3
GEORGIA	L	4-7
TREVECCA	L	4-9
TENNESSEE STATE	W	13-7
Middle Tennessee	L	1-2
Kentucky	L	0-6
Kentucky	W	6-0
WIS.-EAU CLAIRE	W	8-0
WIS.-EAU CLAIRE	W	12-5
Lipscomb	W	6-5
BELMONT	W	16-0
UAB (Home)	W	9-1
Trevecca	W	7-5
Tennessee	L	1-7
Tennessee	W	10-5
Tennessee	L	6-8
Florida	L	2-3
Florida	L	5-6
Florida	W	13-7
Belmont	L	0-4
Lipscomb	W	9-6
Austin Peay	L	4-8
BIRMINGHAM SOUTHERN	W	8-0

TENNESSEE STATE	T	6-6
UAB (Away)	W	6-4
MIDDLE TENNESSEE	W	13-5
Tennessee	W	2-1
Tennessee	W	9-3
AUSTIN PEAY	L	8-13
KENTUCKY	W	4-2
KENTUCKY	L	5-6
KENTUCKY	W	8-5
Auburn*	L	2-3
Florida*	W	11-7
Mississippi*	W	21-0
Auburn*	W	16-3
Auburn*	W	13-0
Western Kentucky#	L	4-15
New Orleans#	L	2-8

* SEC Tournament

NCAA Tournament

1981 (26-25-1, 9-12-1)

Coach: Roy Mewbourne

Hawaii	L	5-6
Hawaii	L	2-3
Hawaii	L	1-5
Hawaii	L	0-4
Hawaii	L	4-7
Chaminade	L	1-2
Chaminade	W	6-3
Georgia	W	5-2
Georgia	W	17-8
Georgia	L	9-16
MIDDLE TENNESSEE	W	15-9
KENTUCKY	W	8-5

KENTUCKY	L	8-11
KENTUCKY	L	4-16
Trevecca	W	8-3
GEORGIA	L	0-4
GEORGIA	W	8-3
Austin Peay	W	9-0*
TENNESSEE STATE	W	19-10
FLORIDA	L	2-17
FLORIDA	W	11-7
FLORIDA	L	9-11
Middle Tennessee	W	7-6
Lipscomb	L	3-10
Murray State	W	12-8
MEMPHIS	W	8-6
MEMPHIS	W	4-3
Birmingham Southern	L	4-6
Tennessee Tech	L	4-6
BELMONT	W	11-5
UT-CHATTANOOGA	W	9-2
UT-CHATTANOOGA	W	13-0
BIRMINGHAM SOUTHERN	L	5-8
TREVECCA	W	6-4
Lipscomb	L	4-13
MURRAY STATE	L	6-9
Belmont	L	3-4
Tennessee	W	2-1
Tennessee	W	6-2
UAB (Away)	W	9-8
Florida	L	6-7
Florida	L	1-2
Florida	L	2-11
TENNESSEE TECH	W	7-4
UAB (Home)	W	13-3
TENNESSEE	L	4-7
TENNESSEE	W	9-8
TENNESSEE	W	14-12
AUSTIN PEAY	W	8-6
Kentucky	L	5-7
Kentucky	L	1-4
Kentucky	T	1-1

1982 (28-17-2, 11-12-1)

Coach: Roy Mewbourne

Seton Hall	W	7-5
Rollins	L	9-11
Central Florida	T	3-3
Rollins	W	8-2
Central Florida	W	10-4
GEORGIA	W	4-2
GEORGIA	W	13-2
GEORGIA	L	5-17
Kentucky	W	10-3
Kentucky	L	1-2
Kentucky	W	14-4
MIDDLE TENNESSEE	W	14-7
SE MASS.	W	19-5
FLORIDA	L	1-4
FLORIDA	L	8-25
FLORIDA	T	13-13
Lipscomb	L	4-10
Austin Peay	W	6-1
TENNESSEE	W	8-5
TENNESSEE	L	2-4
TENNESSEE	L	9-14
Memphis	L	3-5
Memphis	L	6-14
MILLIKIN	W	20-0
LIPSCOMB	L	3-4
TENNESSEE STATE	W	14-4
Georgia	L	2-5
Georgia	L	6-7
Georgia	L	7-8
Middle Tennessee	W	5-4
TREVECCA	W	7-0
KENTUCKY	W	4-0
KENTUCKY	W	6-4

KENTUCKY	W	12-3
MURRAY STATE	W	5-4
Tennessee State	W	10-4
Florida	W	5-4
Florida	L	3-4
Florida	L	3-7
BELMONT	W	5-0
UT-CHATTANOOGA	W	9-0
Tennessee	W	7-4
Tennessee	L	0-15
Tennessee	W	13-9
AUSTIN PEAY	W	11-3
Evansville	W	4-3
Evansville	W	3-1

1983 (22-23-1, 6-15)

Coach: Roy Mewbourne

Montevallo	L	4-6
Samford	W	18-0
UAB (Away)	W	4-2
UAB (Away)	L	4-10
MIDDLE TENNESSEE	L	10-12
Trevecca	T	7-7
TENNESSEE	L	5-14
TENNESSEE	W	3-2
Rollins	W	4-3
Virginia Military	W	6-4
Florida	L	1-2
Florida	L	1-3
Florida	W	8-6
MURRAY STATE	L	3-7
INDIANA	L	1-4
INDIANA	L	3-15
MEMPHIS	W	12-5
Western Kentucky	W	3-2
KENTUCKY	L	3-4
KENTUCKY	W	9-6
KENTUCKY	W	4-3
SOUTH ALABAMA	W	16-9
Belmont	W	4-3
WISCONSIN-EAU CLAIRE	W	9-8
Georgia	L	7-12
Georgia	L	5-7
Georgia	L	6-7
TREVECCA	L	4-7
Tennessee	L	1-2
Tennessee	L	1-9
Middle Tennessee	W	6-5
TENNESSEE STATE	W	9-6
WESTERN KENTUCKY	L	1-8
FLORIDA	L	4-5
FLORIDA	L	0-10
FLORIDA	L	3-14
LIPSCOMB	W	8-7
Lipscomb	W	13-9
Tennessee State	W	10-3
Tennessee Tech	W	3-1
Kentucky	L	0-5
Kentucky	L	2-4
BELMONT	W	18-5
GEORGIA	W	6-0
GEORGIA	L	2-12
GEORGIA	W	9-4

1984 (28-17, 9-11)

Coach: Roy Mewbourne

Alabama Christian	W	14-1
Alabama Christian	W	11-6
Troy State	W	12-10
UAB (Away)	L	8-14
GEORGIA	W	3-2
GEORGIA	W	4-3
St. Joseph's	W	17-4
Rollins	W	7-5
LaSalle	W	16-7
Florida	L	4-8

Florida	L	2-9
Florida	L	4-7
CUMBERLAND	W	15-10
KENTUCKY	L	5-8
KENTUCKY	L	1-10
TENNESSEE STATE	W	16-6
Belmont	W	8-5
EVANSVILLE	L	1-3
EVANSVILLE	W	4-3
EVANSVILLE	W	7-6
TENNESSEE STATE	W	5-0
Western Kentucky	L	6-7
TENNESSEE	W	3-1
TENNESSEE	W	6-4
TENNESSEE	L	1-4
MIDDLE TENNESSEE	W	9-4
Austin Peay	W	8-3
Trevecca	W	12-7
Georgia	L	0-7
Georgia	W	11-9
Georgia	W	8-5
BELMONT	W	16-5
Memphis	W	8-5
FLORIDA	L	1-4
FLORIDA	L	6-17
FLORIDA	W	10-9
LIPSCOMB	L	4-12
Kentucky	W	12-1
Kentucky	W	4-1
Cumberland	W	8-7
WESTERN KENTUCKY	W	8-7
CLEMSON	L	5-11
Middle Tennessee	L	3-4
Tennessee	L	1-7
Tennessee	L	0-2

1985 (35-16, 10-13)

Coach: Roy Mewbourne

Southern Mississippi	L	12-14
Southern Mississippi	L	4-5
Southern Mississippi	W	3-2
MIDDLE TENNESSEE	W	19-6
CUMBERLAND	W	10-1
Tennessee	L	4-12
Tennessee	L	2-9
Tennessee	L	0-6
St. Joseph's	W	10-0
Villanova	L	3-5
Rollins	W	6-0
Central Florida	W	6-5
Tennessee Tech	W	19-3
Cumberland	W	12-5
KENTUCKY	W	4-1
KENTUCKY	W	8-7
KENTUCKY	L	4-7
MEMPHIS	W	11-5
Western Kentucky	W	16-9
Florida	L	2-3
Florida	L	4-5
Florida	L	5-21
WESTERN KENTUCKY	W	8-3
LIPSCOMB	W	19-16
GEORGIA	L	5-9
GEORGIA	L	2-3
GEORGIA	L	4-11
Belmont	W	21-0
TENNESSEE STATE	W	7-3
ST. MARY'S	W	10-9
TENNESSEE	W	3-1
TENNESSEE	W	5-0
TENNESSEE	W	7-2
Murray State	W	12-7
Tennessee State	W	12-8
MISSISSIPPI	W	8-2
MISSISSIPPI	W	16-2

Season-by-Season Results

Evansville.....	W.....	8-2
Evansville.....	W.....	10-0
Kentucky.....	W.....	5-3
Kentucky.....	L.....	2-17
Kentucky.....	L.....	2-4
Lipscomb.....	W.....	16-4
BELMONT.....	W.....	11-3
FLORIDA.....	W.....	4-0
FLORIDA.....	W.....	6-1
Middle Tennessee.....	W.....	7-4
AUSTIN PEAY.....	W.....	3-0
Georgia.....	L.....	5-9
Georgia.....	W.....	6-4
Georgia.....	W.....	15-4

1986 (25-29, 9-18)

Coach: Roy Mewbourne

William Carey.....	W.....	6-4
So. Mississippi.....	L.....	1-2
MIDDLE TENNESSEE.....	W.....	10-5
TREVECCA.....	L.....	3-8
Clemson.....	L.....	2-12
Clemson.....	W.....	6-3
Rollins.....	L.....	3-10
St. Joseph's.....	W.....	31-8
Mississippi.....	L.....	3-6
Mississippi.....	L.....	0-2
Mississippi.....	L.....	1-12
TENNESSEE WESLEYANW.....	12-5	
CUMBERLAND.....	W.....	4-1
GEORGIA.....	W.....	9-0
GEORGIA.....	L.....	3-12
GEORGIA.....	L.....	7-12
EVANSVILLE.....	L.....	8-11
EVANSVILLE.....	L.....	10-13
EVANSVILLE.....	W.....	10-0
Mississippi State.....	L.....	2-9
Mississippi State.....	W.....	4-1
Mississippi State.....	W.....	8-4
BIRMINGHAM SOUTHERN W.....	9-7	
Trevecca.....	W.....	11-9
AUBURN.....	L.....	7-11
AUBURN.....	L.....	10-12
AUBURN.....	W.....	11-7
Western Kentucky.....	W.....	6-3
Lipscomb.....	L.....	2-8
TENNESSEE STATE.....	W.....	21-6
Kentucky.....	L.....	2-4
Kentucky.....	L.....	2-6
Kentucky.....	L.....	8-10
MURRAY STATE.....	W.....	8-6
LIPSCOMB.....	W.....	8-2
ALABAMA.....	W.....	9-3
ALABAMA.....	W.....	9-4
ALABAMA.....	W.....	8-7
SOUTHERN MISSISSIPPIL.....	3-7	
SOUTHERN MISSISSIPPIL.....	3-5	
Memphis State.....	L.....	1-9
Tennessee.....	W.....	9-6
Tennessee.....	L.....	1-6
Tennessee.....	L.....	2-11
BELMONT.....	W.....	12-0
Tennessee State.....	L.....	7-8
LSU (Home).....	L.....	4-14
LSU (Home).....	L.....	5-7
LSU (Home).....	W.....	6-4
WESTERN KENTUCKY.....	W.....	13-8
AUSTIN PEAY.....	W.....	8-4
Florida.....	L.....	2-4
Florida.....	L.....	2-3
Florida.....	L.....	0-11

1987 (27-25, 7-20)

Coach: Roy Mewbourne

Faulkner.....	W.....	11-10
Faulkner.....	W.....	13-2

MIDDLE TENNESSEE.....	W.....	11-2
TREVECCA.....	W.....	11-2
Penn State.....	W.....	5-4
Rollins.....	W.....	12-7
Eastern Michigan.....	W.....	6-1
TENNESSEE TEMP.....	W.....	14-1
BELMONT.....	W.....	12-3
INDIANA STATE.....	L.....	7-10
MISSISSIPPI.....	L.....	3-5
MISSISSIPPI.....	W.....	4-3
MISSISSIPPI.....	W.....	8-7
MEMPHIS STATE.....	W.....	12-10
CUMBERLAND.....	W.....	11-7
Georgia.....	L.....	3-4
Georgia.....	W.....	14-9
Georgia.....	L.....	6-8
MURRAY STATE.....	L.....	7-9
MISSISSIPPI STATE.....	W.....	7-5
MISSISSIPPI STATE.....	L.....	3-9
MISSISSIPPI STATE.....	W.....	14-13
Evansville.....	L.....	1-8
Evansville.....	L.....	7-8
Auburn.....	L.....	2-3
Auburn.....	L.....	4-8
Auburn.....	L.....	7-14
Western Kentucky.....	W.....	11-5
Lipscomb.....	W.....	6-5
KENTUCKY.....	L.....	6-9
KENTUCKY.....	L.....	3-11
KENTUCKY.....	L.....	1-5
S.C. SPARTANBURG.....	W.....	14-3
Alabama.....	L.....	4-5
Alabama.....	L.....	3-9
Alabama.....	L.....	2-10
WESTERN KENTUCKY.....	W.....	6-0
LIPSCOMB.....	W.....	8-6
TENNESSEE STATE.....	W.....	20-7
TENNESSEE.....	L.....	3-6
TENNESSEE.....	L.....	1-4
TENNESSEE.....	W.....	10-5
AUSTIN PEAY.....	W.....	12-11
TENNESSEE TECH.....	L.....	14-9
LSU (Away).....	L.....	0-1
LSU (Away).....	W.....	4-2
LSU (Away).....	L.....	8-11
Middle Tennessee.....	W.....	8-3
FLORIDA.....	L.....	5-11
FLORIDA.....	L.....	2-9
FLORIDA.....	L.....	6-8

1988 (30-23, 11-16)

Coach: Roy Mewbourne

TREVECCA.....	L.....	5-6
Memphis State.....	L.....	6-7
Samford.....	W.....	7-3
UAB (Away).....	W.....	4-3
TENNESSEE TECH.....	W.....	8-7
CUMBERLAND.....	W.....	9-5
AUBURN.....	W.....	2-0
AUBURN.....	W.....	5-4
AUBURN.....	L.....	3-10
Western Illinois.....	W.....	9-3
Valparaiso.....	L.....	14-6
Western Florida.....	W.....	8-7
Southern Mississippi.....	L.....	2-4
Southern Mississippi.....	W.....	5-3
EVANSVILLE.....	L.....	5-6
EVANSVILLE.....	L.....	3-4
Mississippi.....	L.....	2-4
Mississippi.....	W.....	5-4
Mississippi.....	W.....	8-7
CINCINNATI.....	W.....	11-5
CINCINNATI.....	W.....	7-6
GEORGIA.....	L.....	5-10
GEORGIA.....	L.....	4-11
GEORGIA.....	W.....	9-8

SAMFORD.....	W.....	18-9
Lipscomb.....	W.....	10-2
Mississippi State.....	L.....	0-4
Mississippi State.....	L.....	7-8
Mississippi State.....	W.....	18-9
WESTERN KENTUCKY.....	W.....	6-5
UAB (Home).....	W.....	14-5
Kentucky.....	L.....	3-7
Kentucky.....	L.....	10-12
Kentucky.....	L.....	4-6
MURRAY STATE.....	W.....	9-1
Western Kentucky.....	W.....	10-6
ALABAMA.....	W.....	8-4
ALABAMA.....	L.....	3-4
ALABAMA.....	W.....	27-8
CUMBERLAND.....	W.....	13-8
Middle Tennessee.....	L.....	8-9
Tennessee.....	L.....	1-4
Tennessee.....	W.....	9-0
Tennessee.....	L.....	9-10
Austin Peay.....	W.....	4-3
LIPSCOMB.....	L.....	2-4
LSU (Home).....	W.....	5-4
LSU (Home).....	W.....	3-2
LSU (Home).....	L.....	1-5
MIDDLE TENNESSEE.....	W.....	12-11
Florida.....	L.....	1-3
Florida.....	L.....	0-1
Florida.....	L.....	7-8

1989 (31-21-2, 11-15-1)

Coach: Roy Mewbourne

Faulkner.....	W.....	12-1
Faulkner.....	L.....	6-7
UAB (Away).....	W.....	7-5
TENNESSEE TECH.....	W.....	5-2
CUMBERLAND.....	W.....	6-5
Auburn.....	W.....	6-1
Auburn.....	L.....	1-3
Auburn.....	L.....	5-8
Oklahoma.....	L.....	2-5
Notre Dame.....	W.....	11-2
Columbia.....	W.....	12-3
Indiana.....	L.....	7-10
BELMONT.....	W.....	13-7
SOUTHEAST MISSOURI.....	21-7	
VALPARAISO.....	W.....	8-5
MISSISSIPPI.....	W.....	9-8
MISSISSIPPI.....	W.....	3-1
MISSISSIPPI.....	T.....	9-9
Austin Peay.....	W.....	7-6
Austin Peay.....	T.....	7-7
Georgia.....	L.....	0-8
Georgia.....	L.....	2-3
Georgia.....	W.....	9-5
TENNESSEE STATE.....	W.....	9-5
TREVECCA.....	L.....	7-8
MISSISSIPPI STATE.....	W.....	19-4
MISSISSIPPI STATE.....	L.....	5-8
MISSISSIPPI STATE.....	L.....	8-10
Evansville.....	W.....	8-4
Evansville.....	W.....	4-0
KENTUCKY.....	W.....	5-9
KENTUCKY.....	W.....	4-1
KENTUCKY.....	W.....	5-1
WESTERN KENTUCKY.....	W.....	5-4
Belmont.....	W.....	16-2
UAB (Home).....	W.....	12-2
Alabama.....	W.....	8-7
Alabama.....	L.....	3-6
Alabama.....	L.....	3-5
LIPSCOMB.....	W.....	20-6
Western Kentucky.....	W.....	9-7
MURRAY STATE.....	W.....	17-7
TENNESSEE.....	W.....	10-7
TENNESSEE.....	W.....	7-6

TENNESSEE.....	W.....	8-7
Middle Tennessee.....	L.....	3-12
MEMPHIS.....	W.....	16-5
LSU (Away).....	L.....	4-8
LSU (Away).....	L.....	10-12
LSU (Away).....	W.....	9-2
MIDDLE TENNESSEE.....	L.....	3-5
FLORIDA.....	L.....	4-8
FLORIDA.....	L.....	7-14
FLORIDA.....	L.....	3-9

1990 (28-30, 12-13)

Coach: Roy Mewbourne

TREVECCA.....	W.....	8-0
Armstrong State.....	L.....	1-10
Army.....	W.....	7-3
Louisville.....	W.....	8-7
AUSTIN PEAY.....	L.....	7-10
MURRAY STATE.....	W.....	5-1
Rice.....	L.....	3-4
New York Tech.....	W.....	11-2
Rice.....	L.....	0-5
Houston.....	L.....	4-12
Memphis.....	L.....	2-12
VALPARAISO.....	W.....	21-9
TENNESSEE.....	W.....	8-7
TENNESSEE.....	L.....	4-5
TENNESSEE.....	L.....	9-11
CINCINNATI.....	W.....	10-3
CINCINNATI.....	W.....	13-5
Florida.....	L.....	5-7
Florida.....	W.....	10-8
Florida.....	L.....	9-13
SAMFORD.....	L.....	4-16
Western Kentucky.....	L.....	7-9
INDIANA STATE.....	L.....	8-13
GEORGIA.....	W.....	5-1
GEORGIA.....	W.....	7-2
GEORGIA.....	L.....	11-12
WESTERN KENTUCKY.....	L.....	7-9
Austin Peay.....	L.....	12-15
Kentucky.....	L.....	2-14
Kentucky.....	W.....	4-3
Kentucky.....	W.....	6-2
Middle Tennessee.....	L.....	6-9
UAB (Home).....	L.....	4-6
AUBURN.....	L.....	5-15
AUBURN.....	W.....	8-2
EVANSVILLE.....	L.....	1-13
EVANSVILLE.....	W.....	4-2
Tennessee State.....	W.....	5-1
Mississippi State.....	W.....	4-2
Mississippi State.....	L.....	6-8
Mississippi State.....	L.....	4-12
MIDDLE TENNESSEE.....	L.....	2-8
Lipscomb.....	W.....	10-6
TENNESSEE STATE.....	W.....	11-7
Mississippi.....	W.....	6-5
Mississippi.....	W.....	2-0
Mississippi.....	L.....	3-6
LSU (Home).....	L.....	5-7
LSU (Home).....	W.....	4-3
LSU (Home).....	L.....	3-7
Murray State.....	W.....	15-11
UAB (Away).....	W.....	1-0
Alabama.....	L.....	1-11
Alabama.....	W.....	6-2
Georgia*.....	W.....	6-3
Auburn*.....	W.....	4-3
LSU*.....	L.....	5-13
Mississippi State*.....	L.....	9-17

* SEC Tournament

Season-by-Season Results

1991 (29-27, 8-19)

Coach: Roy Mewbourne

Samford.....	L.....	3-7
The Citadel.....	W.....	8-1
Wake Forest.....	W.....	7-6
Armstrong State.....	L.....	2-6
AUSTIN PEAY.....	W.....	7-4
TENNESSEE STATE.....	W.....	24-9
ANDERSON.....	W.....	15-6
ST. JOSEPH'S.....	W.....	4-1
BOSTON COLLEGE.....	W.....	23-13
Rollins.....	L.....	0-1
VALPARAISO.....	W.....	24-0
BELMONT.....	W.....	14-1
Tennessee.....	L.....	5-12
Tennessee.....	L.....	3-5
Tennessee.....	W.....	12-9
Tennessee State.....	L.....	0-9
BUTLER.....	W.....	9-0
BUTLER.....	W.....	6-5
BUTLER.....	W.....	11-5
FLORIDA.....	L.....	8-15
FLORIDA.....	L.....	2-8
FLORIDA.....	W.....	5-4
WESTERN KENTUCKY.....	L.....	7-11
SAMFORD.....	W.....	15-2
TREVECCA.....	W.....	11-3
Georgia.....	L.....	3-8
Georgia.....	L.....	1-2
Georgia.....	L.....	6-7
Lipscomb.....	W.....	11-3
Western Kentucky.....	L.....	2-6
KENTUCKY.....	W.....	9-7
KENTUCKY.....	W.....	8-4
KENTUCKY.....	L.....	4-10
Middle Tennessee.....	W.....	9-6
UAB (Home).....	W.....	6-2
Auburn.....	W.....	9-7
Auburn.....	L.....	1-3
Auburn.....	L.....	5-6
LIPSCOMB.....	L.....	7-10
Evansville.....	L.....	3-10
Evansville.....	W.....	2-0
MISSISSIPPI STATE.....	L.....	3-8
MISSISSIPPI STATE.....	L.....	3-8
MISSISSIPPI STATE.....	L.....	2-7
Austin Peay.....	W.....	19-5
MIDDLE TENNESSEE.....	W.....	22-4
MISSISSIPPI.....	L.....	3-10
MISSISSIPPI.....	L.....	4-12
MISSISSIPPI.....	W.....	8-3
TENNESSEE TECH.....	W.....	6-5
LSU (Away).....	L.....	5-21
LSU (Away).....	L.....	5-8
LSU (Away).....	W.....	11-6
UAB (Away).....	L.....	2-7
ALABAMA.....	W.....	7-6
ALABAMA.....	L.....	4-11
ALABAMA.....	L.....	5-9

1992 (29-24-1, 11-12)

Coach: Roy Mewbourne

Samford.....	W.....	9-6
UAB (Away).....	L.....	6-7
TREVECCA.....	W.....	14-4
South Carolina State.....	W.....	14-5
Armstrong State.....	L.....	3-9
The Citadel.....	L.....	1-3
Eastern Kentucky.....	L.....	1-4
Ball State.....	W.....	11-10
Mercer.....	W.....	14-1
CENTRAL FLORIDA.....	L.....	5-9
ROLLINS.....	L.....	5-10
INDIANA STATE.....	W.....	3-1
VALPARAISO.....	W.....	14-9
BUTLER.....	W.....	6-1

BUTLER.....	W.....	10-6
UAB (HOME).....	W.....	9-6
Western Kentucky.....	L.....	3-6
MISSISSIPPI.....	L.....	3-13
MISSISSIPPI.....	W.....	4-3
SAMFORD.....	W.....	12-10
AUSTIN PEAY.....	T.....	3-3
Alabama.....	L.....	5-6
Alabama.....	W.....	4-3
Alabama.....	W.....	19-16
WESTERN KENTUCKY.....	L.....	10-13
Memphis.....	L.....	2-9
Mississippi State.....	L.....	5-11
Mississippi State.....	L.....	6-10
Mississippi State.....	L.....	1-2
MIDDLE TENNESSEE.....	W.....	5-4
AUSTIN PEAY.....	L.....	6-9
FLORIDA.....	L.....	10-11
FLORIDA.....	W.....	5-4
FLORIDA.....	W.....	6-4
EVANSVILLE.....	W.....	15-1
EVANSVILLE.....	W.....	5-1
SOUTH CAROLINA.....	L.....	1-21
SOUTH CAROLINA.....	L.....	5-7
SOUTH CAROLINA.....	L.....	7-18
Middle Tennessee.....	W.....	4-2
LIPSCOMB.....	W.....	12-6
Kentucky.....	W.....	8-6
Kentucky.....	W.....	6-4
Kentucky.....	L.....	2-13
TENNESSEE STATE.....	W.....	5-4
Tennessee.....	W.....	5-4
Tennessee.....	W.....	2-1
Tennessee.....	L.....	4-10
Austin Peay.....	W.....	11-8
GEORGIA.....	W.....	17-9
GEORGIA.....	W.....	2-1
GEORGIA.....	L.....	7-8
LSU*.....	L.....	2-7
South Carolina*.....	L.....	1-14

* SEC Tournament

1993 (32-23-1, 11-15-1)

Coach: Roy Mewbourne

Samford.....	W.....	8-5
UAB (Away).....	L.....	5-11
TREVECCA.....	W.....	10-3
Mercer.....	W.....	7-6
Mercer.....	W.....	15-3
Mercer.....	W.....	9-4
Hofstra.....	W.....	6-1
Central Florida.....	W.....	1-0
Rollins.....	W.....	10-4
St. Joseph's.....	W.....	4-3
LIPSCOMB.....	W.....	5-4
MURRAY STATE.....	W.....	10-6
MOREHEAD STATE.....	L.....	5-6
TENNESSEE-MARTIN.....	W.....	11-5
MOREHEAD STATE.....	W.....	5-3
MICHIGAN STATE.....	L.....	17-22
MICHIGAN STATE.....	L.....	1-5
MICHIGAN STATE.....	L.....	8-17
WESTERN KENTUCKY.....	W.....	17-3
Mississippi.....	L.....	1-2
Mississippi.....	W.....	4-3
Mississippi.....	W.....	11-8
Tennessee State.....	L.....	4-5
MEMPHIS.....	W.....	10-5
ALABAMA.....	L.....	4-6
ALABAMA.....	L.....	6-8
ALABAMA.....	W.....	7-5
SAMFORD.....	W.....	13-8
Austin Peay.....	L.....	4-12
MISSISSIPPI STATE.....	L.....	4-9
MISSISSIPPI STATE.....	W.....	10-8
MISSISSIPPI STATE.....	L.....	7-8

Florida.....	L.....	1-12
Florida.....	L.....	0-6
Florida.....	W.....	15-12
Middle Tennessee.....	W.....	10-4
South Carolina.....	L.....	1-6
South Carolina.....	L.....	0-4
South Carolina.....	W.....	8-7
MIDDLE TENNESSEE.....	W.....	6-4
KENTUCKY.....	L.....	5-11
KENTUCKY.....	L.....	8-24
KENTUCKY.....	T.....	4-4
TENNESSEE STATE.....	W.....	5-2
Murray State.....	W.....	8-4
TENNESSEE.....	W.....	9-8
TENNESSEE.....	L.....	0-6
TENNESSEE.....	L.....	6-12
AUSTIN PEAY.....	W.....	7-4
WESTERN KENTUCKY.....	L.....	10-11
Georgia.....	W.....	4-1
Georgia.....	W.....	7-2
Georgia.....	W.....	9-8
Tennessee*.....	L.....	4-7
South Carolina*.....	W.....	11-7
Tennessee*.....	L.....	5-11

* SEC Tournament

1994 (28-30, 10-20)

Coach: Roy Mewbourne

EASTERN MICHIGAN.....	W.....	11-0
EASTERN MICHIGAN.....	L.....	5-6
Lipscomb.....	W.....	11-6
MURRAY STATE.....	W.....	6-4
VALPARAISO.....	W.....	15-3
TREVECCA.....	W.....	14-4
St. Bonaventure.....	W.....	14-1
Illinois-Chicago.....	L.....	6-7
Illinois-Chicago.....	W.....	13-4
Central Florida.....	W.....	7-3
St. Joseph's.....	W.....	12-0
MOREHEAD STATE.....	W.....	9-0
WEST VIRGINIA.....	W.....	10-1
WEST VIRGINIA.....	L.....	3-5
WEST VIRGINIA.....	L.....	1-10
BUTLER.....	W.....	4-0
LIPSCOMB.....	W.....	19-7
WESTERN KENTUCKY.....	W.....	7-0
LSU (Away).....	L.....	4-10
LSU (Away).....	L.....	7-16
LSU (Away).....	L.....	3-4
Memphis.....	L.....	1-6
TENNESSEE TECH.....	L.....	2-4
ARKANSAS.....	L.....	0-6
ARKANSAS.....	L.....	7-12
ARKANSAS.....	L.....	5-7
Austin Peay.....	L.....	4-5
Auburn.....	L.....	3-5
Auburn.....	L.....	7-20
Auburn.....	L.....	3-10
EVANSVILLE.....	W.....	9-3
EVANSVILLE.....	W.....	9-8
FLORIDA.....	L.....	9-10
FLORIDA.....	L.....	5-6
FLORIDA.....	W.....	14-2
SAMFORD.....	W.....	12-4
SOUTH CAROLINA.....	L.....	6-8
SOUTH CAROLINA.....	L.....	6-16
SOUTH CAROLINA.....	L.....	7-9
Middle Tennessee.....	L.....	9-10
AUSTIN PEAY.....	L.....	5-9
Kentucky.....	W.....	4-3
Kentucky.....	W.....	10-5
Kentucky.....	L.....	10-11
Tennessee.....	L.....	2-8
Tennessee.....	L.....	1-9
Tennessee.....	L.....	6-10
UAB (Away).....	L.....	12-13

Western Kentucky.....	W.....	9-1
GEORGIA.....	W.....	15-11
GEORGIA.....	W.....	8-7
GEORGIA.....	W.....	10-5
Tennessee*.....	L.....	12-20
Florida*.....	W.....	15-7
Kentucky*.....	W.....	15-6
Georgia*.....	W.....	6-1
Tennessee*.....	W.....	4-1
Tennessee*.....	L.....	3-6

* SEC Tournament

1995 (26-30, 8-19)

Coach: Roy Mewbourne

UAB (Away).....	L.....	2-6
SAMFORD.....	W.....	19-4
MURRAY STATE.....	W.....	18-4
Birmingham Southern.....	W.....	13-4
Samford.....	L.....	2-3
UAB (Away).....	L.....	14-16
LIPSCOMB.....	W.....	9-2
MARSHALL.....	W.....	7-4
North Florida.....	L.....	0-2
Illinois-Chicago.....	L.....	0-5
Central Florida.....	L.....	5-9
Xavier.....	L.....	8-22
West Virginia.....	W.....	11-6
TREVECCA.....	W.....	9-5
EASTERN ILLINOIS.....	W.....	3-2
MOREHEAD STATE.....	L.....	1-3
MOREHEAD STATE.....	W.....	13-3
EAST TENNESSEE STATEW.....	7-2
EAST TENNESSEE STATEW.....	10-1
LSU (Home).....	L.....	1-9
LSU (Home).....	W.....	6-4
LSU (Home).....	L.....	3-14
Austin Peay.....	W.....	9-4
MEMPHIS.....	L.....	3-5
Arkansas.....	L.....	7-10
Arkansas.....	L.....	5-15
Arkansas.....	W.....	7-6
MIDDLE TENNESSEE.....	W.....	2-1
AUBURN.....	L.....	3-15
AUBURN.....	L.....	12-13
AUBURN.....	L.....	5-11
Evansville.....	W.....	7-5
Florida.....	L.....	0-3
Florida.....	L.....	8-9
Florida.....	L.....	1-10
AUSTIN PEAY.....	W.....	4-2
South Carolina.....	L.....	3-4
South Carolina.....	L.....	2-9
South Carolina.....	W.....	3-0
Middle Tennessee.....	W.....	8-3
LOUISVILLE.....	W.....	13-0
KENTUCKY.....	L.....	5-9
KENTUCKY.....	W.....	8-2
KENTUCKY.....	L.....	5-8
TENNESSEE-MARTIN.....	L.....	9-11
TENNESSEE.....	W.....	7-6
TENNESSEE.....	L.....	5-8
TENNESSEE.....	L.....	3-16
Western Kentucky.....	L.....	6-7
WESTERN KENTUCKY.....	W.....	12-1
Georgia.....	W.....	11-6
Georgia.....	W.....	5-6
Tennessee*.....	L.....	9-4
Florida*.....	W.....	4-2
Kentucky*.....	L.....	6-9
Tennessee*.....	L.....	3-4

* SEC Tournament

1996 (29-25, 14-16)

Coach: Roy Mewbourne

TREVECCA.....	9-5
MURRAY STATE.....	W.....	10-6

Season-by-Season Results

PURDUE.....L.....	6-13
PURDUE.....W.....	10-6
PURDUE.....W.....	2-1
KENT.....L.....	8-12
KENT.....W.....	8-5
KENT.....L.....	6-7
Tennessee Tech.....L.....	2-4
Xavier.....L.....	2-3
North Florida.....W.....	8-6
Central Florida.....W.....	5-3
West Virginia.....L.....	6-8
LSU (Home).....L.....	0-15
LSU (Home).....W.....	3-2
LSU (Home).....L.....	4-14
WISCONSIN-MILWAUKEEW.....	8-1
Arkansas.....W.....	5-2
Arkansas.....L.....	3-6
Arkansas.....L.....	11-16
Mississippi.....L.....	1-4
Mississippi.....W.....	8-6
Mississippi.....W.....	6-2
ALABAMA.....W.....	5-0
ALABAMA.....L.....	13-14
ALABAMA.....L.....	11-14
Western Kentucky.....L.....	2-3
Mississippi State.....L.....	4-8
Mississippi State.....W.....	6-4
Mississippi State.....L.....	3-9
Middle Tennessee.....W.....	5-2
AUSTIN PEAY.....L.....	4-5
Florida.....W.....	8-6
Florida.....L.....	3-9
Florida.....W.....	14-11
EVANSVILLE.....W.....	9-3
EVANSVILLE.....W.....	17-9
SOUTH CAROLINA.....W.....	10-6
SOUTH CAROLINA.....W.....	16-10
SOUTH CAROLINA.....L.....	7-8
Western Kentucky.....L.....	2-3
KENTUCKY.....W.....	11-0
KENTUCKY.....W.....	7-2
KENTUCKY.....L.....	7-17
MIDDLE TENNESSEE.....W.....	7-6
Tennessee.....L.....	5-12
Tennessee.....L.....	3-7
Tennessee.....L.....	4-9
Memphis.....W.....	9-6
GEORGIA.....W.....	5-4
GEORGIA.....L.....	4-5
GEORGIA.....W.....	7-4
Mississippi State*.....L.....	5-8

1997 (31-24, 14-16)*

Coach: Roy Mewbourne

* Vanderbilt forfeited 30 games due to an ineligible player.

TREVECCA.....W.....	8-0
UAB (Home).....W.....	6-5
SAMFORD.....W.....	7-4
TENNESSEE-MARTIN...W.....	8-3
INDIANA.....L.....	6-7
INDIANA.....W.....	17-5
IUPUI.....W.....	19-1
vs. Central Florida.....L.....	2-9
vs. South Alabama.....L.....	2-6
vs. Troy State.....W.....	7-5
UAB (Away).....W.....	14-2
Samford.....W.....	7-6
LSU (Away).....L.....	5-19
LSU (Away).....L.....	3-8
LSU (Away).....L.....	3-7
JACKSONVILLE STATE..L.....	4-6
ARKANSAS.....L.....	4-13
ARKANSAS.....W.....	13-10
ARKANSAS.....L.....	5-18

MURRAY STATE.....L.....	8-9
MISSISSIPPI.....W.....	15-5
MISSISSIPPI.....W.....	13-6
MISSISSIPPI.....W.....	8-6
WESTERN KENTUCKY..W.....	10-5
Alabama.....L.....	2-8
Alabama.....L.....	3-6
Alabama.....L.....	2-14
Evansville.....L.....	8-12
Evansville.....L.....	4-5
MISSISSIPPI STATE.....L.....	5-15
MISSISSIPPI STATE.....L.....	13-25
MISSISSIPPI STATE.....W.....	7-6
Austin Peay.....W.....	11-5
Western Kentucky.....W.....	16-6
FLORIDA.....W.....	12-7
FLORIDA.....W.....	14-9
FLORIDA.....W.....	12-6
AUSTIN PEAY.....W.....	11-5
LIPSCOMB.....W.....	10-5
South Carolina.....W.....	15-9
South Carolina.....L.....	5-7
South Carolina.....L.....	9-10
TENNESSEE.....L.....	2-11
TENNESSEE.....W.....	10-9
TENNESSEE.....W.....	12-9
MIDDLE TENNESSEE...W.....	5-4
MIDDLE TENNESSEE...W.....	10-9
Kentucky.....W.....	11-10
Kentucky.....W.....	7-4
Kentucky.....L.....	2-3
Memphis.....L.....	4-6
Murray State.....W.....	15-3
Georgia.....L.....	5-9
Georgia.....W.....	6-2
Georgia.....L.....	2-5

1998 (25-28, 6-24)

Coach: Roy Mewbourne

LIPSCOMB.....W.....	12-4
BELMONT.....W.....	11-0
UAB (Away).....W.....	11-8
UAB (Home).....W.....	1-0
INDIANA.....W.....	8-7
INDIANA.....W.....	6-5
SAMFORD.....W.....	14-5
KENT STATE.....W.....	4-1
KENT STATE.....W.....	9-3
KENT STATE.....W.....	13-8
Samford.....L.....	5-7
TENNESSEE TECH.....W.....	21-15
KENTUCKY.....W.....	14-2
KENTUCKY.....W.....	7-5
KENTUCKY.....L.....	9-13
VALPARAISO.....W.....	16-7
Arkansas.....L.....	3-5
Arkansas.....L.....	4-10
Arkansas.....W.....	9-4
YALE.....W.....	4-0
Florida.....L.....	1-12
Florida.....L.....	1-8
Florida.....L.....	1-6
Tennessee Tech.....L.....	11-12
MURRAY STATE.....W.....	14-13
GEORGIA.....L.....	9-11
GEORGIA.....L.....	15-18
GEORGIA.....L.....	3-8
Middle Tennessee.....W.....	13-10
Auburn.....L.....	1-12
Auburn.....L.....	6-8
Auburn.....L.....	3-8
WESTERN KENTUCKY..W.....	14-7
LSU (Home).....L.....	3-5
LSU (Home).....L.....	4-6
LSU (Home).....W.....	8-7
EVANSVILLE.....W.....	9-6

EVANSVILLE.....W.....	21-11
Mississippi.....W.....	11-9
Mississippi.....L.....	2-3
Mississippi.....L.....	1-5
Western Kentucky.....L.....	10-13
SOUTH CAROLINA.....L.....	4-20
SOUTH CAROLINA.....L.....	3-4
SOUTH CAROLINA.....L.....	5-14
MIDDLE TENNESSEE...W.....	12-6
ALABAMA.....L.....	2-15
ALABAMA.....W.....	11-6
ALABAMA.....L.....	8-9
Austin Peay.....L.....	8-9
Tennessee.....L.....	6-12
Tennessee.....L.....	10-11
Tennessee.....L.....	6-14

1999 (22-33, 8-22)

Coach: Roy Mewbourne

TENNESSEE-MARTIN...W.....	3-2
BELMONT.....L.....	1-2
UAB (Home).....W.....	13-2
vs. Baylor.....L.....	4-10
Houston.....L.....	3-4
vs. Oklahoma.....W.....	7-2
TENNESSEE TECH.....W.....	11-6
PURDUE.....W.....	13-5
PURDUE.....W.....	11-6
PURDUE.....W.....	10-7
BELMONT.....W.....	7-6
vs. West Virginia.....W.....	9-2
vs. Northwestern.....L.....	6-7
vs. Wake Forest.....L.....	2-3
UAB (Away).....L.....	7-12
Kentucky.....W.....	3-2
Kentucky.....W.....	9-4
Kentucky.....L.....	1-4
ROCKHURST.....L.....	5-8
AUBURN.....L.....	2-4
AUBURN.....L.....	5-6
AUBURN.....L.....	2-8
Tennessee Tech.....W.....	12-8
Western Kentucky.....W.....	7-4
South Carolina.....L.....	8-15
South Carolina.....L.....	2-12
South Carolina.....L.....	2-3
MISSISSIPPI.....L.....	6-7
MISSISSIPPI.....L.....	5-13
MISSISSIPPI.....W.....	11-8
Evansville.....L.....	9-10
Evansville.....W.....	11-2
LSU (Away).....W.....	11-2
LSU (Away).....L.....	2-10
LSU (Away).....L.....	2-9
MEMPHIS.....L.....	4-6
Middle Tennessee.....W.....	5-3
ARKANSAS.....W.....	6-5
ARKANSAS.....L.....	2-5
ARKANSAS.....L.....	7-10
MIDDLE TENNESSEE...L.....	9-12
Austin Peay.....L.....	6-9
Georgia.....W.....	14-5
Georgia.....L.....	1-9
Georgia.....L.....	10-11
FLORIDA.....L.....	4-5
FLORIDA.....L.....	6-17
FLORIDA.....L.....	7-10
AUSTIN PEAY.....W.....	7-6
Alabama.....L.....	3-9
Alabama.....L.....	13-22
Alabama.....L.....	5-14
TENNESSEE.....W.....	5-3
TENNESSEE.....L.....	4-12
TENNESSEE.....W.....	9-8

Season-by-Season Results

2000 (21-33, 5-24)				2001 (24-31, 9-21)				2002 (24-27, 7-21)			
COACH ROY MEWBOURNE				COACH ROY MEWBOURNE				COACH ROY MEWBOURNE			
2/15	Belmont	L	4-7	2/10	Belmont	W	5-3	2/12	TENNESSEE TECH	W	6-4
2/18	Purdue	W	6-2 (6 inn)	2/11	UT-Martin	W	5-0	2/16	WEST VIRGINIA	W	7-6
2/19	Purdue	L	1-4	2/18	Birmingham Southern	L	3-7	2/17	WEST VIRGINIA	W	10-5
2/20	Purdue	L	3-4	2/21	UAB	W	4-3	2/20	LIPSCOMB	W	6-3
2/22	UAB	W	6-4	2/24	Bradley	L	4-6	2/22	at Louisville	L	1-6
2/25	Louisville	W	18-5	2/24	Bradley	W	14-3 (7 inn)	2/23	at Louisville	L	3-12
2/26	Louisville	W	6-5 (10 inn)	2/25	Bradley	W	10-9	2/24	at Louisville	W	6-5
2/27	Louisville	W	9-5	2/27	at Belmont	W	7-1	3/1	@ UCONN	W	11-5
2/29	Samford	L	7-13	2/28	Tennessee Tech	W	10-3	3/2	@ IOWA	W	2-1
3/3	# at Troy State	W	8-5	3/2	^ vs. St. John's	W	7-2 (10 inn)	3/5	^ vs. Campbell	W	7-3
3/4	# vs. UCONN	W	8-2	3/4	^ vs. Purdue	W	19-2	3/7	at Central Florida	W	7-2
3/5	# at Troy State	W	16-11	3/4	^ vs. Troy State	W	3-1	3/8	at Central Florida	L	3-4 (11 inn)
3/7	at Samford	L	2-3 (10 inn)	3/6	at UAB	L	1-6	3/9	# vs. Temple	W	10-6
3/8	at UAB	L	2-12	3/7	at Samford	L	2-3	3/13	BELMONT	W	10-7
3/11	at Mississippi State	L	5-7	3/9	* at Alabama	W	12-4	3/15	* at LSU	L	0-6
3/11	at Mississippi State	L	7-10	3/10	* at Alabama	L	4-16	3/16	* at LSU	W	9-2
3/12	at Mississippi State	L	0-8	3/11	* at Alabama	W	7-6 (10 inn)	3/17	* at LSU	W	8-7
3/14	YALE	W	22-5	3/14	at Tennessee Tech	W	9-7	3/22	* GEORGIA	L	4-14
3/15	VALPARAISO	W	12-1	3/16	* Mississippi State	W	4-3	3/23	* GEORGIA	L	7-9
3/17	LSU	L	0-6	3/17	* Mississippi State	L	2-7	3/24	* GEORGIA	L	3-11
3/18	LSU	L	4-17	3/18	* Mississippi State	W	3-2	3/27	at Tennessee Tech	L	7-12
3/21	at Memphis	L	1-5	3/21	Samford	L	1-9	3/30	* ARKANSAS	W	4-3
3/24	at Ole Miss	L	0-4	3/23	* at South Carolina	L	1-4	4/3	at Western Kentucky	L	6-13
3/25	at Ole Miss	L	5-7	3/24	* at South Carolina	L	1-7	4/5	* at Ole Miss	L	0-9
3/26	at Ole Miss	W	3-2	3/25	* at South Carolina	L	1-13	4/6	* at Ole Miss	L	1-6
3/28	at Belmont	W	21-5	3/27	at Austin Peay	L	5-7	4/7	* at Ole Miss	L	9-10 (10 inn)
3/29	at Austin Peay	W	5-3 (8 inn)	3/28	Western Kentucky	W	6-5	4/9	at Austin Peay	W	6-5
3/31	at Florida	W	7-4	3/30	* Florida	L	6-9 (10 inn)	4/12	* SOUTH CAROLINA	L	5-7
4/1	at Florida	L	2-5	3/31	* Florida	L	0-1	4/13	* SOUTH CAROLINA	L	1-10
4/2	at Florida	L	6-10	4/1	* Florida	L	5-9	4/14	* SOUTH CAROLINA	L	13-20
4/4	Austin Peay	L	10-13	4/4	at Middle Tennessee	L	3-19	4/16	EVANSVILLE	W	5-4
4/5	Western Kentucky	W	9-3	4/6	* Auburn	L	2-12	4/17	EVANSVILLE	W	14-3 (5 inn)
4/7	Georgia	L	7-15	4/7	* Auburn	L	11-18	4/19	* at Florida	L	7-13
4/8	Georgia	W	10-7	4/8	* Auburn	W	8-6	4/20	* at Florida	L	7-8
4/9	Georgia	W	14-13	4/10	at Evansville	L	4-22	4/21	* at Florida	L	3-7
4/12	Evansville	W	10-3	4/11	at Evansville	L	3-10	4/23	MIDDLE TENNESSEE	W	5-2
4/14	South Carolina	L	5-14	4/13	* at Kentucky	L	4-6	4/26	* MISSISSIPPI STATE	L	4-6
4/15	South Carolina	L	1-2	4/14	* at Kentucky	W	10-8	4/27	* MISSISSIPPI STATE	L	4-12
4/16	South Carolina	L	3-7	4/15	* at Kentucky	L	1-7	4/28	* MISSISSIPPI STATE	W	4-0
4/18	at Middle Tennessee	L	8-9	4/18	Memphis	W	10-6	5/1	AUSTIN PEAY	L	0-5
4/21	at Auburn	L	1-5	4/20	* at LSU	W	7-5	5/3	* at Auburn	L	5-6
4/22	at Auburn	W	9-8	4/21	* at LSU	L	2-7	5/4	* at Auburn	L	5-6
4/23	at Auburn	L	8-10	4/22	* at LSU	L	2-18	5/5	* at Auburn	L	6-7 (10 inn)
4/25	Western Kentucky	W	16-10	4/24	Treveca	W	6-5	5/7	WESTERN KENTUCKY	W	10-9
4/28	Alabama	L	2-11	4/27	* Ole Miss	L	6-17	5/10	* KENTUCKY	W	3-1
4/29	Alabama	L	4-10	4/28	* Ole Miss	L	8-9	5/11	* KENTUCKY	L	7-19
4/30	Alabama	L	4-14	4/29	* Ole Miss	W	7-3	5/12	* KENTUCKY	W	17-4
5/2	Middle Tennessee	W	9-4	5/1	Austin Peay	L	3-9	5/14	at Middle Tennessee	W	4-3 (10 inn)
5/5	at Tennessee	L	4-6	5/4	* at Georgia	L	4-5	5/17	* at Tennessee	L	4-5 (12 inn)
5/6	at Tennessee	L	5-15	5/5	* at Georgia	L	5-6 (13 inn)	5/18	* at Tennessee	W	7-5
5/7	at Tennessee	L	1-3	5/6	* at Georgia	L	6-7	5/19	* at Tennessee	L	9-10
5/12	Kentucky	L	5-9	5/9	Middle Tennessee	W	9-8				
5/13	Kentucky	L	3-7	5/11	* Tennessee	W	12-8		@ Music City Classic (Hawkins Field)		
5/14	Kentucky	L	1-11	5/12	* Tennessee	L	8-11 (10 inn)		^ Jacksonville, Fla. # Orlando, Fla.		
				5/13	* Tennessee	L	3-5 (11 inn)		* SEC		

Troy State Classic (Troy, Ala.)

* SEC

^ Wiregrass Baseball Classic (Dothan, Ala.)

* SEC

@ Music City Classic (Hawkins Field)

^ Jacksonville, Fla. # Orlando, Fla.

* SEC

Season-by-Season Results

2003 (27-28, 14-16) COACH TIM CORBIN					2004 (45-19, 16-14) COACH TIM CORBIN NCAA REGIONAL CHAMPIONS NCAA SUPER REGIONAL					2005 (34-21, 13-17) COACH TIM CORBIN				
2/14	#	vs. Old Dominion	L	0-2	2/20	SOUTHERN ILLINOIS	W	12-6		2/18	VMI	W	4-3	
2/15	#	vs. The Citadel	W	4-3	2/21	SOUTHERN ILLINOIS	W	10-8		2/19	VMI	W	5-2	
2/18		ETSU	W	5-4	2/22	SOUTHERN ILLINOIS	W	15-0		2/23	UT-MARTIN	W	12-5	
2/21		CINCINNATI	W	5-4	2/24	LIPSCOMB	W	7-0		2/25	@ BOSTON COLLEGE	W	6-5	
2/23		CINCINNATI	W	3-1	2/27	@ MARYLAND	W	8-0		2/26	@ ILLINOIS STATE	W	2-1	
2/23		CINCINNATI	L	2-7	2/28	@ ARKANSAS STATE	W	12-2		2/27	@ CONNECTICUT	W	3-0	
2/26		BELMONT	L	0-1	3/3	WESTERN KENTUCKY	L	9-10		3/2	at Lipscomb	W	9-3	
2/27		TREVECCA	W	4-0	3/6	CINCINNATI	W	8-2		3/4	BALL STATE	W	6-2	
2/28		RUTGERS	W	3-2 (12 inn)	3/7	CINCINNATI	W	11-2		3/5	BALL STATE	W	7-1	
3/1		KENT STATE	L	4-6	3/10	at Austin Peay	W	7-4		3/6	BALL STATE	W	4-0	
3/2		#17 KANSAS	L	2-4	3/12	at Baylor	L	0-12		3/7	OAKLAND	W	8-3	
3/5	^	vs. Central Michigan	W	19-2	3/13	at Baylor	W	1-0		3/8	LIPSCOMB	W	11-1	
3/5		at Jacksonville	W	5-2 (11 inn)	3/14	at Baylor	W	11-7		3/11	BAYLOR	L	4-9 (13 inn)	
3/7	^	Michigan State	W	5-4	3/16	UT-MARTIN	W	6-5		3/12	BAYLOR	L	5-16	
3/8	^	vs. #17 Notre Dame	L	1-3 (10 inn)	3/19	* at Ole Miss	L	4-5		3/13	BAYLOR	L	1-4	
3/11		LIPSCOMB	W	6-5	3/20	* at Ole Miss	L	5-6		3/16	MURRAY STATE	W	5-2	
3/14	*	at #10 Mississippi State	L	4-5 (13 inn)	3/21	* at Ole Miss	L	1-3		3/18	* at Mississippi State	W	10-3	
3/15	*	at #10 Mississippi State	W	4-3	3/23	MOREHEAD STATE	W	9-4		3/19	* at Mississippi State	L	3-5	
3/16	*	at #10 Mississippi State	L	1-9	3/26	* GEORGIA	W	4-3		3/20	* at Mississippi State	L	1-5	
3/19		LIPSCOMB	W	5-2	3/27	* GEORGIA	W	8-4		3/23	TENNESSEE TECH	W	4-2	
3/21	*	OLE MISS	W	2-1(11 inn)	3/28	* GEORGIA	W	12-8		3/25	* ALABAMA	W	1-0	
3/22	*	OLE MISS	L	0-3	3/30	BELMONT	W	3-0		3/26	* ALABAMA	W	4-3 (13 inn)	
3/23	*	OLE MISS	L	1-3	3/31	AUSTIN PEAY	W	7-4		3/27	* ALABAMA	L	8-10	
3/28	*	at #10 South Carolina	L	0-2	4/2	* #6SOUTH CAROLINA	W	6-2		3/29	JACKSONVILLE STATE	W	14-5	
3/29	*	at #10 South Carolina	L	7-11(10 inn)	4/3	* #6SOUTH CAROLINA	L	3-6		4/1	* OLE MISS	L	2-6	
3/30	*	at #10 South Carolina	L	3-8	4/4	* #6SOUTH CAROLINA	L	4-10		4/2	* OLE MISS	W	7-4	
4/1		WESTERN KENTUCKY	L	4-11	4/6	at Evansville	W	10-7		4/3	* OLE MISS	W	7-2	
4/4	*	#13 FLORIDA	W	2-1	4/9	* at Alabama	W	6-5		4/8	* at Arkansas	L	5-6	
4/5	*	#13 FLORIDA	W	4-2	4/10	* at Alabama	L	1-3		4/9	* at Arkansas	L	4-5 (10 inn)	
4/6	*	#13 FLORIDA	W	4-1	4/11	* at Alabama	W	3-2		4/10	* at Arkansas	L	0-3	
4/8		at Evansville	L	7-12	4/14	EVANSVILLE	W	7-4		4/12	WESTERN KENTUCKY	W	9-6	
4/11	*	at #25 Arkansas	W	6-4	4/16	* #21ARKANSAS	L	3-6		4/15	* at South Carolina	W	11-3	
4/12	*	at #25 Arkansas	L	7-17	4/17	* #21ARKANSAS	L	4-9		4/16	* at South Carolina	W	2-1	
4/13	*	at #25 Arkansas	L	5-8	4/18	* #21ARKANSAS	W	14-8		4/17	* at South Carolina	L	4-7	
4/15		at Middle Tennessee	L	5-9	4/20	at Middle Tennessee	W	6-3		4/19	BELMONT	W	4-1	
4/18	*	#7 LSU	W	4-2	4/23	* #19Florida	L	3-5		4/20	at Western Kentucky	W	10-6	
4/19	*	#7 LSU	W	5-4 (10 inn)	4/24	* #19Florida	L	2-4		4/22	* TENNESSEE	L	4-8	
4/20	*	#7 LSU	L	2-9	4/25	* #19Florida	L	2-3 (10 inn)		4/23	* TENNESSEE	W	2-1	
4/22		AUSTIN PEAY	W	3-2 (11 inn)	4/27	at Lipscomb	W	12-1		4/24	* TENNESSEE	W	6-4	
4/25	*	#8 AUBURN	W	7-4	4/30	* MISSISSIPPI STATE	W	7-2		4/26	at Middle Tennessee	W	9-3	
4/26	*	#8 AUBURN	L	4-7	5/1	* MISSISSIPPI STATE	W	5-1		4/30	* LSU	W	9-4	
4/27	*	#8 AUBURN	W	3-0	5/2	* MISSISSIPPI STATE	W	5-4		4/30	* LSU	L	3-9	
5/2	*	at Georgia	L	2-4	5/7	* at #16Tennessee	L	3-5 (10 inn)		5/1	* LSU	L	0-3	
5/3	*	at Georgia	L	2-3	5/8	* at #16Tennessee	W	2-0		5/6	* at Georgia	L	3-4	
5/4	*	at Georgia	L	1-4	5/9	* at #16Tennessee	W	3-2		5/7	* at Georgia	W	6-5	
5/6		at Western Kentucky	W	4-0 PG	5/12	SAMFORD	W	8-0		5/8	* at Georgia	L	2-6	
5/9	*	at Kentucky	W	7-5	5/15	* #5 LSU	L	2-3		5/11	MIDDLE TENNESSEE	L	4-6	
5/10	*	at Kentucky	L	1-5	5/16	* #5 LSU	L	6-7 (10 inn)		5/13	* at Kentucky	W	8-0	
5/11	*	at Kentucky	L	5-6 (10 inn)	5/19	MIDDLE TENNESSEE	W	6-1		5/15	* at Kentucky	L	5-6 (7 inn)	
5/13		MIDDLE TENNESSEE	L	2-4	5/21	* KENTUCKY	W	9-1		5/15	* at Kentucky	W	11-7 (9 inn)	
5/16	*	TENNESSEE	W	7-4	5/22	* KENTUCKY	W	8-6		5/17	at Ohio	W	13-4	
5/17	*	TENNESSEE	W	9-1	5/23	* KENTUCKY	W	11-5		5/18	at Ohio	W	3-0	
5/18	*	TENNESSEE	W	6-5	5/26	! vs. Georgia	W	6-0		5/20	* FLORIDA	L	4-5	
5/22	!	vs. Auburn	L	1-3	5/27	! vs. Florida	W	3-0		5/21	* FLORIDA	L	1-2 (13 inn)	
5/23	!	vs. South Carolina	L	2-3	5/29	! vs. Florida	W	6-5 (12 inn)		5/22	* FLORIDA	L	3-6	

ESPN Radio 1340 Shootout (Charleston, S.C.)

@ Music City Classic (Hawkins Field)

^ Kennel Club Classic (Jacksonville, Fla.)

! SEC Tournament (Birmingham, Ala.)

* SEC

@ Music City Classic (Hawkins Field); * SEC Game.

@ Music City Classic (Hawkins Field); ! SEC Tournament (Hoover, Ala.); \$ NCAA Regional (Charlottesville, Va.); + NCAA Super Regional (Austin, Texas) * SEC Game.

Season-by-Season Results

2006 (38-27, 16-14) COACH TIM CORBIN NCAA REGIONAL

2/17	#	vs. San Diego	L	0-10
2/18	#	at USC	W	6-2
2/19	#	vs. Kansas	L	2-5 (11 inn)
2/22		Tennessee Tech	W	9-5
2/24	@	Pittsburgh	W	2-1 (12 inn)
2/25	@	Kent State	L	1-2
2/26	@	Kansas	L	3-4
2/28		Murray State	W	7-1
3/3		Ball State	L	2-3
3/4		Ball State	W	7-6
3/5		Ball State	W	6-1
3/7		Creighton	L	4-5
3/10		Brown	W	9-5
3/11		Brown	W	11-4
3/12		Brown	W	8-7 (10 inn)
3/14		Butler	W	14-6
3/15		Butler	W	8-2
3/17	*	at Ole Miss	W	7-6
3/18	*	at Ole Miss	L	1-5
3/18	*	at Ole Miss	W	5-0
3/22		Belmont	W	7-0
3/24	*	Auburn	W	2-0
3/25	*	Auburn	W	9-1
3/26	*	Auburn	W	5-2
3/28		at Western Kentucky	L	4-6
3/31	*	at Florida	W	6-0
4/1	*	at Florida	L	4-6
4/2	*	at Florida	W	16-2
4/5		at Austin Peay	W	6-2 (14 inn)
4/7	*	Arkansas	W	7-1
4/8	*	Arkansas	L	3-5
4/9	*	Arkansas	L	3-4
4/11		Western Kentucky	W	15-1
4/12		at Lipscomb	W	16-3
4/14	*	Georgia	L	7-9
4/15	*	Georgia	W	5-4
4/16	*	Georgia	W	11-3
4/18		at Middle Tennessee	L	8-13
4/22	*	at Alabama	L	3-9
4/22	*	at Alabama	L	7-14
4/23	*	at Alabama	L	5-6
4/25		Austin Peay	W	7-2
4/28	*	Kentucky	W	8-6
4/29	*	Kentucky	L	9-11
4/30	*	Kentucky	L	9-12
5/5	*	at Tennessee	L	3-13
5/6	*	at Tennessee	L	3-5
5/6	*	at Tennessee	W	6-4
5/10		Lipscomb	L	8-11
5/12	*	at LSU	L	3-4
5/13	*	at LSU	W	19-4
5/14	*	at LSU	W	8-4
5/16		Middle Tennessee	W	4-1
5/18	*	South Carolina	W	8-7
5/19	*	South Carolina	W	10-6
5/20	*	South Carolina	L	3-6
5/24	!	vs. Georgia	W	9-4
5/25	!	vs. South Carolina	W	11-1 (7 inn)
5/27	!	vs. Georgia	L	4-5
5/27	!	vs. Georgia	W	11-1 (7 inn)
5/28	!	vs. Ole Miss	L	3-9
6/2	\$	vs. Michigan	W	5-2
6/3	\$	vs. Georgia Tech	L	3-7
6/4	\$	vs. Michigan	W	5-4
6/4	\$	vs. Georgia Tech	L	4-8

Public Storage Classic (Los Angeles); @ Music City Classic (Hawkins Field); ! SEC Tournament (Hoover, Ala.); \$ NCAA Regional (Atlanta, Ga.); * SEC Game.

2007 (54-13, 22-8) COACH TIM CORBIN SEC CHAMPIONS

SEC TOURNAMENT CHAMPIONS NCAA REGIONAL

2/9	#	vs. Rice	W	7-3
2/10	#	vs. Arizona State	W	7-6 (10 inn)
2/11	#	vs. Baylor	W	7-4
2/16		Ohio	W	10-1
2/18		Ohio	W	11-1
2/18		Ohio	W	5-1
2/21		Lipscomb	W	16-7
2/23	@	Pittsburgh	W	4-3
2/24	@	Ball State	W	15-3
2/25	@	Boston College	W	7-6
2/27		Austin Peay	W	8-0
3/2		Xavier	W	3-2
3/3		Xavier	W	10-3
3/4		Xavier	W	9-0
3/6		at Western Kentucky	W	6-4
3/9		Illinois-Chicago	W	2-1
3/10		Illinois-Chicago	W	1-0
3/11		Illinois-Chicago	W	14-5
3/14		at Belmont	W	15-7
3/16	*	Ole Miss	W	3-2 (10 inn)
3/17	*	Ole Miss	L	1-6
3/18	*	Ole Miss	W	7-6
3/20		Western Kentucky	W	15-2
3/23	*	at Arkansas	L	7-8 (10 inn)
3/24	*	at Arkansas	W	6-3
3/25	*	at Arkansas	L	3-8
3/28		Middle Tennessee	W	14-2
3/30	*	at South Carolina	W	4-3 (12 inn)
3/31	*	at South Carolina	W	12-1
4/1	*	at South Carolina	L	2-8
4/4		at Austin Peay	W	4-1
4/6	*	Alabama	W	3-0
4/7	*	Alabama	W	4-2
4/8	*	Alabama	L	3-5 (10 inn)
4/11		Belmont	W	7-6
4/13	*	at Kentucky	W	10-8 (12 inn)
4/15	*	at Kentucky	W	9-4 (7 inn)
4/15	*	at Kentucky	L	6-8
4/17		at Lipscomb	L	3-5
4/18		at Middle Tennessee	L	8-11
4/20	*	Tennessee	W	3-1
4/21	*	Tennessee	W	4-3
4/22	*	Tennessee	W	7-6
4/25		Tennessee Tech	W	12-10
4/27	*	Florida	W	10-1
4/28	*	Florida	W	17-6
4/29	*	Florida	W	13-5
5/4	*	at Georgia	W	8-5
5/5	*	at Georgia	L	0-7
5/6	*	at Georgia	W	15-4
5/11	*	at Auburn	W	10-5
5/12	*	at Auburn	W	6-5 (10 inn)
5/13	*	at Auburn	L	4-5
5/17	*	LSU	W	4-1
5/18	*	LSU	W	6-2
5/19	*	LSU	W	6-2
5/23	!	Tennessee	L	4-6
5/24	!	vs. Mississippi State	W	3-2
5/25	!	vs. Tennessee	W	15-2
5/26	!	vs. Ole Miss	W	13-1 (8 inn)
5/26	!	vs. Ole Miss	W	7-6 (10 inn)
5/27	!	vs. Arkansas	W	7-4
6/1	\$	Austin Peay	W	2-1 (11 inn)
6/2	\$	Michigan	L	3-4
6/3	\$	Austin Peay	W	11-5
6/3	\$	Michigan	W	10-7
6/4	\$	Michigan	L	3-4 (10 inn)

Houston College Classic (Minute Maid Park); @ Music City Classic (Hawkins Field); ! SEC Tournament (Hoover, Ala.); \$ NCAA Regional (Nashville, Tenn.); * SEC Game.

2008 (41-22, 15-14) COACH TIM CORBIN NCAA REGIONAL

2/22	#	vs. Oregon State	W	8-1
2/23	#	at Arizona State	L	6-18
2/24	#	vs. Miami	W	4-3
2/27		Evansville	W	4-3
2/29		Kansas	W	7-1
3/1		Iowa	L	3-6
3/2		Xavier	W	17-3
3/4		Louisville	W	17-6
3/6		Illinois-Chicago	L	1-2
3/7		Illinois-Chicago	W	5-4
3/9		Illinois-Chicago	W	9-3
3/11		Western Carolina	W	5-3
3/12		Western Carolina	W	11-4
3/14	*	South Carolina	W	4-3 (13 inn)
3/15	*	South Carolina	L	7-16
3/16	*	South Carolina	W	10-4
3/19		Lipscomb	W	12-4
3/21	*	at Alabama	W	2-1
3/22	*	at Alabama	L	7-9
3/23	*	at Alabama	L	3-10
3/25		Belmont	W	7-3
3/26		Middle Tennessee	W	12-10 (12 inn)
3/30	*	Arkansas	W	6-5 (12 inn)
3/30	*	Arkansas	W	6-2
4/1		SE Missouri	L	8-12
4/2		at Middle Tennessee	W	6-5
4/5	*	at Ole Miss	L	6-7
4/5	*	at Ole Miss	L	0-8
4/6	*	at Ole Miss	L	6-11
4/8		Western Kentucky	W	5-1
4/9		Austin Peay	W	8-1
4/11	*	at Mississippi State	W	15-8
4/12	*	at Mississippi State	W	16-0
4/13	*	at Mississippi State	W	4-3
4/15		at Lipscomb	W	8-1
4/16		at Western Kentucky	W	5-1
4/19	*	Auburn	L	3-6
4/19	*	Auburn	W	8-2
4/20	*	Auburn	W	9-5
4/22		at Austin Peay	W	9-8
4/23		at Belmont	W	10-7
4/25	*	Kentucky	W	3-2
4/26	*	Kentucky	L	2-6
4/27	*	Kentucky	L	1-3
5/2	*	at Tennessee	W	8-5
5/3	*	at Tennessee	W	9-2
5/4	*	at Tennessee	W	10-8
5/6	@	vs. Memphis	W	8-0
5/7		Tennessee Tech	W	7-2
5/9	*	Georgia	W	13-7
5/10	*	Georgia	L	2-4 (10 inn)
5/11	*	Georgia	L	10-12
5/15	*	at Florida	L	6-8
5/16	*	at Florida	L	4-5
5/17	*	at Florida	L	12-13 (11 inn)
5/21	!	vs. Florida	W	7-3
5/22	!	vs. LSU	L	2-8
5/23	!	vs. South Carolina	W	7-5
5/24	!	vs. Ole Miss	W	7-4
5/24	!	vs. Ole Miss	L	7-8
5/30	\$	vs. Oklahoma	L	5-8
5/31	\$	vs. Stony Brook	W	9-4
6/1	\$	vs. Oklahoma	L	10-11

Tempe, Ariz. (Packard Stadium); @ Jackson, Tenn. (Pringles Park); ! SEC Tournament (Hoover, Ala.); \$ NCAA Regional (Tempe, Ariz.); * SEC Game.

Season-by-Season Results

2009 (37-27, 12-17)

COACH TIM CORBIN

NCAA REGIONAL

2/20	at Stanford	L	5-6 (10 inn)
2/21	at Stanford	W	12-9
2/21	at Stanford	L	5-6
2/23	at Cal	L	3-4
2/25	Western Kentucky	W	10-7
2/27	Vermont	W	7-2
2/28	Vermont	W	14-3
3/1	Vermont	W	14-1
3/3	Lipscomb	W	10-3
3/5	Illinois-Chicago	L	2-3
3/6	Illinois-Chicago	W	6-1
3/7	Illinois-Chicago	W	5-4
3/8	Illinois-Chicago	W	12-7
3/10	at Lipscomb	W	22-4
3/13	* Ole Miss	L	3-9
3/15	* Ole Miss	L	1-6 (7 inn)
3/15	* Ole Miss	W	7-6 (7 inn)
3/17	South Alabama	W	7-4
3/18	Belmont	W	11-4
3/20	* at Kentucky	L	1-3
3/21	* at Kentucky	L	2-6
3/22	* at Kentucky	W	4-2
3/24	Austin Peay	W	10-5
3/25	Wright State	W	4-0
3/27	* at Auburn	W	12-3
3/28	* at Auburn	L	3-5
3/29	* at Auburn	L	10-11
4/1	at Belmont	L	6-15
4/3	* Florida	L	4-8
4/4	* Florida	W	4-3
4/5	* Florida	W	16-9
4/7	at Middle Tennessee	L	0-8
4/10	* at Arkansas	W	9-0
4/11	* at Arkansas	W	13-6
4/14	Middle Tennessee	W	15-7
4/15	Morehead State	W	8-0
4/17	* Alabama	L	4-10
4/18	* Alabama	L	3-7
4/18	* Alabama	L	6-7
4/21	at Austin Peay	L	8-9
4/22	at Louisville	W	4-3 (10 inn)
4/24	* Mississippi State	W	8-6
4/25	* Mississippi State	W	10-4
4/26	* Mississippi State	W	11-3
5/1	* at South Carolina	L	5-8
5/2	* at South Carolina	L	5-14
5/3	* at South Carolina	L	3-11
5/5	Belmont	W	8-6 (7 inn)
5/5	Belmont	W	3-0 (7 inn)
5/8	* at Georgia	W	10-2
5/9	* at Georgia	W	9-2
5/10	* at Georgia	L	3-4
5/14	* Tennessee	L	6-8
5/15	* Tennessee	L	6-7 (10 inn)
5/16	* Tennessee	L	7-9 (10 inn)
5/20	! vs. LSU	W	4-1
5/21	! vs. South Carolina	W	5-4
5/23	! vs. Arkansas	W	11-1 (7 inn)
5/24	! vs. LSU	L	2-6
5/29	\$ vs. Middle Tennessee	L	4-5
5/30	\$ vs. Indiana	W	10-0
5/31	\$ vs. Middle Tennessee	W	6-0
5/31	\$ at Louisville	W	8-4
6/1	\$ at Louisville	L	3-5

! SEC Tournament (Hoover, Ala.); \$ NCAA Regional (Louisville, Ky.); * SEC Game.

2010 (46-20, 16-12)

COACH TIM CORBIN

NCAA REGIONAL CHAMPIONS

NCAA SUPER REGIONAL

2/19	Niagara	W	9-0
2/20	Niagara	W	16-2
2/21	Niagara	W	21-3
2/23	Austin Peay	W	2-1 (11 inn)
2/26	# at UCLA	L	2-9
2/27	# at USC	W	10-1
2/28	# vs. Oklahoma State	W	7-6
3/3	Tennessee Tech	W	10-1
3/5	Kent State	W	7-1
3/6	Illinois State	W	9-2
3/7	Indiana	W	6-5 (11 inn)
3/10	UT-Martin	W	9-1
3/12	Ohio	W	14-3
3/13	Ohio	W	7-4
3/14	Ohio	W	5-1
3/16	Western Kentucky	L	2-17
3/17	at Western Kentucky	W	17-6
3/19	* at Alabama	L	1-4
3/20	* at Alabama	L	2-8
3/21	* at Alabama	W	5-4
3/23	Lipscomb	W	10-4
3/24	Wright State	W	18-2
3/26	* Kentucky	W	7-0
3/27	* Kentucky-1	W	2-1
3/27	* Kentucky-2	W	9-8
3/30	Wofford	W	7-2
3/31	Wofford	W	10-7
4/2	* at Florida	L	2-3
4/3	* at Florida	L	3-7
4/4	* at Florida	W	7-0
4/6	Belmont	W	12-5
4/9	* South Carolina	L	2-3
4/10	* South Carolina	W	8-2
4/11	* South Carolina	L	0-2
4/13	Middle Tennessee	W	1-0
4/16	* Auburn	W	11-6
4/17	* Auburn	L	2-12
4/18	* Auburn	W	3-2
4/20	at Lipscomb	W	13-10
4/21	at Middle Tennessee	W	11-10
4/23	* at Tennessee	W	10-1
4/25	* at Tennessee-1	L	2-4 (11 inn)
4/25	* at Tennessee-2	L	3-4 (7 inn)
4/27	at Austin Peay	L	4-5
4/30	* Georgia	W	17-5
5/7	* at LSU	L	15-16 (10 inn)
5/8	* at LSU	W	6-2
5/9	* at LSU	W	4-3
5/11	Louisville	W	11-10 (17 inn)
5/14	* at Mississippi State	W	13-8
5/15	* at Mississippi State	W	13-7 (10 inn)
5/16	* at Mississippi State	W	14-4
5/20	* Arkansas	W	4-3
5/21	* Arkansas	L	3-4
5/22	* Arkansas	L	5-7
5/26	! vs. Arkansas	W	2-0
5/27	! vs. LSU	L	5-7
5/28	! vs. Florida	L	2-5
6/4	\$ vs. Illinois State	W	8-7 (13 inn)
6/5	\$ at Louisville	L	1-7
6/6	\$ vs. Illinois State	W	10-4
6/6	\$ at Louisville	W	7-0
6/7	\$ at Louisville	W	3-2 (10 inn)
6/11	+ at Florida State	L	8-9
6/12	+ at Florida State	W	6-2
6/13	+ at Florida State	L	6-7

Dodgertown Classic (Los Angeles, Calif.); ! SEC Tournament (Hoover, Ala.); \$ NCAA Regional (Louisville, Ky.) + NCAA Super Regional (Tallahassee, Fla.)
* SEC Game.

2011 (54-12, 22-8)

COACH TIM CORBIN

SEC CHAMPIONS

NCAA REGIONAL CHAMPIONS

NCAA SUPER REGIONAL CHAMPIONS

NCAA COLLEGE WORLD SERIES

2/18	at San Diego	W	4-3 (5)
2/19	at San Diego State	W	7-3
2/20	at San Diego	W	3-1
2/20	at San Diego	W	7-3
2/23	Belmont	W	6-2
2/25	Stanford	W	2-1
2/26	Stanford	W	8-7
2/27	Stanford	L	5-2
3/1	Western Kentucky	W	6-5
3/4	Brown	W	3-1
3/6	Brown	W	6-5
3/6	Brown	W	6-3 (7)
3/8	Wofford	W	12-1
3/9	Kennesaw State	W	9-5
3/11	Illinois-Chicago	W	5-1
3/12	Illinois-Chicago	W	9-8 (10)
3/13	Illinois-Chicago	W	2-1
3/15	Purdue	W	9-0
3/18	* Mississippi State	W	10-0
3/19	* Mississippi State	W	4-0
3/20	* Mississippi State	L	9-8
3/22	Tennessee Tech	W	11-2
3/25	* at Arkansas	L	2-1
3/26	* at Arkansas	W	4-1
3/27	* at Arkansas	W	2-1
3/29	UT-Martin	W	10-3
4/1	* at Auburn	W	11-6
4/2	* at Auburn	W	11-2
4/3	* at Auburn	W	6-2
4/5	Middle Tennessee	W	9-1
4/8	* Alabama	W	11-3
4/9	* Alabama	W	7-0
4/10	* Alabama	W	11-6
4/12	at Middle Tennessee	W	1-0
4/15	* at South Carolina	L	3-1
4/16	* at South Carolina	W	6-4
4/17	* at South Carolina	L	5-3
4/22	* LSU	W	11-3
4/23	* LSU	W	10-1
4/24	* LSU	W	10-7
4/27	* Tennessee	W	10-1
4/29	* Tennessee	W	10-1
4/30	* Tennessee	W	19-3
5/1	* at Kentucky	L	2-0
5/6	* at Kentucky	W	10-3
5/7	* at Kentucky	W	6-3
5/10	at Louisville	W	5-1
5/13	* Florida	L	6-5
5/14	* Florida	W	14-1
5/15	* Florida	L	6-3 (12)
5/19	* at Georgia	L	5-4
5/20	* at Georgia	W	9-3
5/21	* at Georgia	W	17-7
5/25	! vs. Georgia	W	10-0 (7)
5/26	! vs. South Carolina	W	7-2
5/28	! vs. Arkansas	W	3-2
5/29	! vs. Florida	L	5-0
6/3	\$ Belmont	W	10-0
6/4	\$ Troy	W	10-2
6/5	\$ Belmont	W	6-1
6/10	@ Oregon State	W	11-1
6/11	@ Oregon State	W	9-3
6/18	^ vs. North Carolina	W	7-3
6/20	^ vs. Florida	L	3-1
6/22	^ vs. North Carolina	W	5-1
6/24	^ Florida	L	6-4

! SEC Tournament (Hoover, Ala.); \$ NCAA Regional (Nashville, Tenn.); @ NCAA Super Regional (Nashville,

Season-by-Season Results

Tenn); ^ College World Series (Omaha, Neb.); = CWS Finals (Omaha, Neb.); * SEC Game.

2012 (35-28, 16-14) COACH TIM CORBIN NCAA REGIONAL			
2/17	at Stanford	L	8-3
2/18	at Stanford	L	9-5
2/19	at Stanford	L	18-5
2/22	Oakland	W	11-4
2/24	Oregon	L	4-2
2/25	Oregon	L	7-2
2/26	Oregon	L	7-6
2/29	Louisiana Tech	L	9-3
3/3	Rhode Island	W	9-4
3/3	Rhode Island	W	8-0
3/4	Rhode Island	W	12-8
3/6	at Belmont	L	6-5
3/9	San Diego	W	7-0
3/10	San Diego	L	2-1
3/11	San Diego	L	9-7
3/13	Siena	W	12-2
3/14	Siena	W	11-4
3/16	* at Florida	L	10-2
3/17	* at Florida	L	5-1
3/18	* at Florida	L	8-2
3/20	Evansville	L	5-3
3/23	* Georgia	L	1-0
3/24	* Georgia	W	5-4
3/25	* Georgia	W	5-3
3/27	Tennessee Tech	W	6-0
3/30	* South Carolina	L	8-3
3/31	* South Carolina	W	12-4
4/1	* South Carolina	L	6-4 (13 inn)
4/3	UT-Martin	W	16-2
4/6	* at Mississippi State	L	7-4
4/7	* at Mississippi State	W	4-3 (12 inn)
4/8	* at Mississippi State	L	7-4
4/11	Belmont	W	7-0
4/13	* Auburn	W	5-4
4/14	* Auburn	L	5-2
4/15	* Auburn	W	11-2
4/17	Middle Tennessee	W	5-1
4/20	* at Alabama	L	6-4
4/21	* at Alabama	L	8-6
4/22	* at Alabama	W	9-7
4/25	* at Middle Tennessee	W	8-4
4/27	* Kentucky	L	5-2
4/28	* Kentucky	W	4-3
4/29	* Kentucky	W	6-1
5/4	* at Tennessee	L	8-2
5/5	* at Tennessee	W	7-4
5/6	* at Tennessee	W	12-6
5/8	* Louisville	W	3-2
5/11	* at LSU	L	2-1
5/12	* at LSU	W	6-3
5/13	* at LSU	W	5-4 (10 inn)
5/17	* Ole Miss	W	3-0
5/18	* Ole Miss	W	6-2
5/19	* Ole Miss	W	6-3
5/22	! Georgia	W	4-1
5/23	! South Carolina	W	3-2
5/24	! Florida	W	2-1
5/26	! Florida	W	8-6
5/27	! Mississippi State	L	3-0
6/1	\$ vs. UNC-Wilmington	W	8-2
6/2	\$ at NC State	W	9-8
6/3	\$ at NC State	L	6-5
6/4	\$ at NC State	L	9-7

+ Battle of the Barrel; ! SEC Tournament (Hoover, Ala.); \$ NCAA Regional (Raleigh, N.C.); * SEC Game.

2013 (54-12, 26-3) COACH TIM CORBIN SEC CHAMPIONS NCAA REGIONAL CHAMPIONS NCAA SUPER REGIONAL			
2/15	Long Beach State	W	10-4
2/16	Long Beach State	W	12-2
2/17	Long Beach State	L	13-9 (8 inn)
2/19	at Belmont	W	9-3
2/20	Central Arkansas	W	10-2
2/22	Monmouth	W	5-1
2/23	Monmouth	W	11-1
2/24	Monmouth	W	13-1
2/26	Arkansas State	W	7-3
2/27	Evansville	W	13-0
3/1	Illinois-Chicago	W	9-0
3/2	Illinois-Chicago	W	5-3
3/3	Illinois-Chicago	W	3-1 (10 inn)
3/5	Eastern Illinois	W	8-3
3/8	at Oregon	W	4-1
3/9	at Oregon	W	4-2
3/10	at Oregon	L	7-5
3/13	Buffalo	W	4-2
3/15	* at Auburn	W	5-2
3/16	* at Auburn	W	8-1
3/17	* at Auburn	W	8-6
3/20	* at Middle Tennessee	L	4-1
3/22	* Florida	L	7-1
3/23	* Florida	W	6-1
3/24	* Florida	W	5-4
3/26	Lipscomb	W	4-1
3/29	* Tennessee	W	4-3 (12 inn)
3/30	* Tennessee	W	8-3
3/31	* Tennessee	W	12-8
4/2	Middle Tennessee	W	12-3
4/5	* at Ole Miss	W	3-1
4/6	* at Ole Miss	W	2-1
4/7	* at Ole Miss	W	7-6 (11 inn)
4/9	UT-Martin	W	10-3
4/12	* Missouri	W	11-5
4/13	* Missouri	W	12-1
4/14	* Missouri	W	16-4
4/16	Tennessee Tech	L	10-9
4/20	* at Georgia	L	3-1
4/20	* at Georgia	W	15-4
4/21	* at Georgia	W	5-1
4/23	+ at Louisville	W	10-2
4/26	* Mississippi State	W	3-1
4/27	* Mississippi State	W	5-2
4/28	* Mississippi State	W	8-3
5/3	* at South Carolina	W	3-2
5/4	* at South Carolina	W	5-2
5/8	Presbyterian	W	5-2
5/11	* at Kentucky	W	11-3
5/11	* at Kentucky	W	5-3
5/12	* at Kentucky	W	10-5
5/14	Belmont	W	6-1
5/16	* Alabama	W	7-6
5/17	* Alabama	L	5-4 (10 inn)
5/18	* Alabama	W	14-10
5/22	! vs. Texas A&M	L	5-0
5/23	! vs. South Carolina	W	4-3 (10 inn)
5/24	! vs. Texas A&M	W	3-0
5/25	! vs. Mississippi State	W	16-8
5/26	! vs. LSU	L	5-4 (11 inn)
6/1	\$ ETSU	W	9-1
6/1	\$ Illinois	W	10-4
6/2	\$ Georgia Tech	L	5-0
6/3	\$ Georgia Tech	W	7-1
6/8	^ Louisville	L	5-3
6/9	^ Louisville	L	2-1

+ Battle of the Barrel; ! SEC Tournament (Hoover, Ala.); \$ NCAA Regional (Nashville, Tenn.); ^ NCAA Super Regional (Nashville, Tenn.); * SEC Game.

2014 (51-21, 17-13) COACH TIM CORBIN NCAA REGIONAL CHAMPIONS NCAA SUPER REGIONAL CHAMPIONS NCAA COLLEGE WORLD SERIES NATIONAL CHAMPIONS			
2/14	at Long Beach State	W	5-2
2/15	at Long Beach State	W	6-0
2/16	at Long Beach State	W	6-2
2/19	Lipscomb	W	5-1
2/21	Illinois-Chicago	W	14-1
2/22	Illinois-Chicago	W	2-0
2/23	Illinois-Chicago	W	12-1
2/25	Western Kentucky	L	3-2
2/26	Evansville	L	8-3
2/28	Stanford	W	4-1
3/1	Stanford	W	5-1
3/2	Stanford	W	4-2
3/4	Tennessee Tech	W	4-0
3/5	at Middle Tennessee	W	4-3
3/7	Winthrop	W	9-1
3/8	Winthrop	W	5-0
3/9	Winthrop	W	4-1
3/11	Eastern Illinois	W	11-2
3/14	* #8 LSU	L	4-2
3/15	* #8 LSU	W	5-3
3/15	* #8 LSU	W	9-3
3/18	at Belmont	W	8-4
3/21	* at #21 Mississippi State	L	17-2
3/22	* at #21 Mississippi State	L	6-3
3/23	* at #21 Mississippi State	W	5-1
3/25	Belmont	W	2-1
3/28	* #19 Kentucky	L	4-2
3/29	* #19 Kentucky	W	9-3
3/30	* #19 Kentucky	W	6-2
4/1	UT-Martin	W	5-0
4/4	* at Tennessee	W	6-4
4/5	* at Tennessee	L	10-9
4/6	* at Tennessee	L	7-0
4/8	Indiana State	W	6-2
4/11	* Texas A&M	L	10-4
4/12	* Texas A&M	W	8-5
4/13	* Texas A&M	L	8-2
4/15	Middle Tennessee	W	19-1
4/18	* at Arkansas	L	6-2
4/19	* at Arkansas	W	2-1
4/20	* at Arkansas	L	3-1
4/22	% vs. Memphis	W	2-1
4/26	* Georgia	W	12-9
4/26	* Georgia	W	11-0
4/27	* Georgia	W	6-1
5/2	* at Missouri	W	8-3
5/3	* at Missouri	W	3-1
5/4	* at Missouri	W	3-1
5/6	+ #10 Louisville	L	11-7
5/8	* at #4 Florida	L	1-0
5/9	* at #4 Florida	W	3-0
5/10	* at #4 Florida	W	16-2
5/13	SEMO	W	10-4
5/15	* #17 South Carolina	L	4-3 (10 inn)
5/16	* #17 South Carolina	W	9-3
5/17	* #17 South Carolina	L	7-2
5/20	! vs. Tennessee	W	3-2
5/21	! vs. #14 LSU	L	11-1 (7 inn)
5/22	! vs. #10 Ole Miss	L	7-2
5/30	\$ Xavier	W	11-0
5/31	\$ Oregon	W	7-2
6/1	\$ Oregon	W	3-2
6/6	@ Stanford	W	11-6
6/7	@ Stanford	L	5-4
6/8	@ Stanford	W	12-5
6/14	^ vs. #13 Louisville	W	5-3
6/16	^ vs. UC Irvine	W	6-4
6/20	^ vs. #21 Texas	L	4-0
6/21	^ vs. #21 Texas	W	4-3 (10 inn)
6/23	= vs. #8 Virginia	W	9-8

Season-by-Season Results

6/24 = vs. #8 Virginia L 7-2
6/25 = vs. #8 Virginia W 3-2

% Ballpark at Jackson (Jackson, Tenn.) + Battle of the Barrel; ! SEC Tournament (Hoover, Ala.); \$ NCAA Regional (Nashville, Tenn.); @ NCAA Super Regional (Nashville, Tenn.); ^ College World Series (Omaha, Neb.); = CWS Finals (Omaha, Neb.); * SEC Game.

2015 (51-21, 20-10)

COACH TIM CORBIN

NCAA REGIONAL CHAMPIONS
NCAA SUPER REGIONAL CHAMPIONS
NCAA COLLEGE WORLD SERIES
NATIONAL RUNNER-UP

2/13	Santa Clara	W	4-0
2/14	Santa Clara	L	7-6
2/14	Santa Clara	W	6-5 (10 inn)
2/20	# vs. Indiana State	W	3-2
2/21	# vs. Indiana State	L	8-1
2/22	# vs. Indiana State	W	6-0
2/24	UT-Martin	W	16-3
2/25	Western Kentucky	W	10-6
2/27	Illinois State	W	16-1
2/28	Illinois State	W	3-2
3/1	Illinois State	W	16-10
3/3	Evansville	W	9-8 (12 inn)
3/6	at #4 UCLA	W	6-0
3/7	at USC	L	6-5
3/8	& vs. #6 TCU	L	4-2
3/10	Quinnipiac	W	9-2
3/11	Quinnipiac	W	8-0
3/14	* Arkansas	W	8-7 (12 inn)
3/14	* Arkansas (DH)	W	9-1
3/15	* Arkansas	W	1-0
3/17	Tennessee Tech	W	9-1
3/20	* at Auburn	L	6-4
3/21	* at Auburn	W	7-6 (10 inn)
3/21	* at Auburn (DH)	W	10-5
3/24	at Middle Tennessee	W	12-7
3/27	* Tennessee	W	9-0
3/28	* Tennessee	L	9-5
3/29	* Tennessee	W	14-3
3/31	Wofford	W	6-0
4/1	Wofford	W	5-3
4/3	* at Georgia	W	9-7
4/4	* at Georgia	W	11-7
4/5	* at Georgia	W	4-2
4/7	Lipscomb	L	3-1
4/9	* Ole Miss	W	6-0
4/10	* Ole Miss	L	6-5 (16 inn)
4/11	* Ole Miss	L	5-4
4/14	Belmont	L	3-2
4/16	* at South Carolina	W	12-0
4/17	* at South Carolina	L	5-2
4/18	* at South Carolina	L	3-2
4/21	Middle Tennessee	W	4-0
4/24	* #14 Missouri	W	9-2
4/25	* #14 Missouri	W	12-2
4/26	* #14 Missouri	W	5-2
4/28	at Belmont	L	4-1
5/1	* at Kentucky	W	13-3
5/2	* at Kentucky	L	11-5
5/3	* at Kentucky	W	7-3
5/7	* #10 Florida	W	2-0
5/8	* #10 Florida	L	7-3
5/9	* #10 Florida	L	9-7 (10 inn)
5/12	+ at #2 Louisville	W	5-2
5/14	* at Alabama	W	2-1
5/15	* at Alabama	W	7-5
5/16	* at Alabama	L	1-0
5/20	! vs. Missouri	W	7-6 (10 inn)
5/21	! vs. #7 Texas A&M	L	6-1
5/22	! vs. Alabama	W	16-1 (7 inn)
5/23	! vs. #7 Texas A&M	W	12-3
5/24	! vs. #6 Florida	L	7-3

5/29	\$ vs. Lipscomb	W	9-1
5/30	\$ vs. Indiana	W	6-4
6/1	\$ vs. #18 Radford	W	21-0
6/6	@ at #5 Illinois	W	13-0
6/8	@ at #5 Illinois	W	4-2
6/14	^ vs. #21 Cal State Fullerton	W	4-3
6/15	^ vs. #7 TCU	W	1-0
6/16	^ vs. #7 TCU	W	7-1
6/22	= vs. Virginia	W	5-1
6/23	= vs. Virginia	L	3-0
6/24	= vs. Virginia	L	4-2

Charlotte Sports Park (Port Charlotte, Fla.); & Dodger Stadium College Baseball Classic (Dodger Stadium, Los Angeles, Calif.); + Battle of the Barrel; ! SEC Tournament (Hoover, Ala.); \$ NCAA Regional (Nashville, Tenn.); @ NCAA Super Regional (Champaign, Ill.); ^ College World Series (Omaha, Neb.); = CWS Finals (Omaha, Neb.); * SEC Game.

2016 (43-19, 18-12)

COACH TIM CORBIN

NCAA REGIONAL

2/19	San Diego	W	8-4
2/20	San Diego	W	13-6
2/21	San Diego	W	17-1
2/23	UT-Martin	W	11-6 (5 inn)
2/24	Eastern Illinois	W	9-1
2/26	Illinois-Chicago	W	9-0
2/27	Illinois-Chicago	W	6-5 (14 inn)
2/28	Illinois-Chicago	W	20-8
3/3	at Stanford	L	4-1
3/3	at Stanford (DH)	W	4-1
3/6	at Stanford	W	5-2
3/8	Radford	W	13-4
3/9	Radford	W	12-0
3/11	Xavier	W	7-0
3/12	Xavier	W	14-3
3/13	Xavier	W	5-2
3/15	Northern Illinois	W	9-2
3/18	* #15 Mississippi State	L	2-1 (13 inn)
3/19	* #15 Mississippi State	L	5-4
3/20	* #15 Mississippi State	W	12-6
3/22	at Middle Tennessee	L	7-4
3/25	* at Missouri	W	8-6
3/26	* at Missouri	W	2-0 (11 inn)
3/27	* at Missouri	W	17-7
3/29	# vs. Belmont	W	8-2
3/31	* #5 South Carolina	L	4-0
4/1	* #5 South Carolina	W	10-6
4/2	* #5 South Carolina	W	4-3
4/5	Lipscomb	W	4-3
4/7	* at #15 LSU	L	13-4
4/8	* at #15 LSU	L	3-2
4/9	* at #15 LSU	W	9-7
4/12	Middle Tennessee	W	7-4
4/15	* #18 Kentucky	W	3-0
4/16	* #18 Kentucky	W	3-2
4/17	* #18 Kentucky	L	3-0
4/19	Central Arkansas	W	8-6
4/22	* at Tennessee	W	6-0
4/23	* at Tennessee	L	2-1
4/24	* at Tennessee	L	5-3
4/26	Austin Peay	W	8-5
4/29	* Georgia	W	15-3
4/30	* Georgia	W	10-3
5/1	* Georgia	W	10-3
5/3	Western Kentucky	W	6-1
5/5	* at #2 Texas A&M	L	1-0
5/6	* at #2 Texas A&M	W	6-1
5/7	* at #2 Texas A&M	L	3-0
5/10	+ \$6 Louisville	L	8-5
5/13	* at #1 Florida	L	4-2
5/14	* at #1 Florida	W	5-0
5/15	* at #1 Florida	L	10-6
5/17	Morehead State	W	6-0

5/19	* Auburn	W	5-2
5/19	* Auburn (DH)	W	9-3
5/21	* Auburn	W	4-3
5/24	! vs. Missouri	W	7-0
5/25	! vs. #1 Texas A&M	W	6-5
5/26	! vs. #11 Ole Miss	L	12-9
5/27	! vs. #1 Texas A&M	L	13-3 (7 inn)
6/4	\$ vs. Xavier	L	15-1
6/4	\$ vs. Washington	L	9-8

First Tennessee Park (Nashville, Tenn.); + Battle of the Barrel; ! SEC Tournament (Hoover, Ala.); \$ NCAA Regional (Nashville, Tenn.); * SEC Game.

2017 (36-25-1, 15-13-1)

COACH TIM CORBIN

NCAA REGIONAL CHAMPIONS
NCAA SUPER REGIONAL

2/16	at San Diego	L	3-2
2/17	at San Diego	W	8-2
2/19	at San Diego	W	11-1
2/22	Evansville	W	7-4
2/24	UIC	L	5-3 (10 inn)
2/25	UIC	W	6-2
2/26	UIC	L	5-2 (11 inn)
2/28	Southeastern La.	W	9-6
3/1	Southeastern La.	W	4-2
3/3	CSU-Northridge	L	6-4
3/4	CSU-Northridge	L	4-1
3/5	CSU-Northridge	W	11-3
3/7	Central Arkansas	W	10-5
3/8	Central Arkansas	W	9-1
3/10	Saint Mary's	W	9-8
3/12	Saint Mary's	L	5-1
3/12	Saint Mary's	W	9-1
3/14	Western Kentucky	W	8-1
3/17	* at #16 Ole Miss	L	1-0
3/18	* at #16 Ole Miss	W	6-2
3/19	* at #16 Ole Miss	L	10-8
3/22	# vs. Belmont	W	17-11
3/24	* Texas A&M	W	4-3
3/25	* Texas A&M	W	17-3
3/26	* Texas A&M	L	6-4
3/28	# vs. Lipscomb	W	10-0
3/31	* at #16 Kentucky	L	10-3
4/1	* at #16 Kentucky	L	7-4
4/2	* at #16 Kentucky	W	6-4
4/4	UT-Martin	W	11-0
4/6	* at #12 South Carolina	W	7-6
4/7	* at #12 South Carolina	W	5-3 (13 inn)
4/8	* at #12 South Carolina	L	6-1
4/11	Tennessee Tech	L	5-2
4/13	* #12 Florida	L	10-6
4/14	* #12 Florida	W	2-0
4/15	* #12 Florida	L	20-8
4/18	at Middle Tennessee	W	21-2
4/21	* at Georgia	W	8-1
4/22	* at Georgia	L	1-0
4/23	* at Georgia (DH)	W	10-5
4/28	* Tennessee	W	1-0
4/29	* Tennessee	L	9-3
5/2	Austin Peay	W	8-4
5/5	* Missouri	W	5-2
5/6	* Missouri	L	2-1 (12 inn)
5/7	* Missouri	W	14-5
5/9	+ at #2 Louisville	L	6-2
5/12	* at #18 Arkansas	L	4-3
5/13	* at #18 Arkansas	W	6-2
5/14	* at #18 Arkansas	L	7-1
5/16	Middle Tennessee	W	17-7
5/18	* Alabama	W	18-1
5/19	* Alabama	W	13-1
5/20	* Alabama	T	3-3
5/23	! vs. South Carolina	L	7-4 (11 inn)
6/2	\$ vs. St. John's	W	13-4
6/3	\$ at #21 Clemson	W	9-4

Season-by-Season Results

6/4	\$	at #21 Clemson	L	6-0
6/5	\$	at #21 Clemson	W	8-0
6/9	^	at #1 Oregon State	L	8-4
6/10	^	at #1 Oregon State	L	9-2

First Tennessee Park (Nashville, Tenn.); + Battle of the Barrel; ! SEC Tournament, Hoover, Ala.; \$ NCAA Regional (Clemson, S.C.); @ NCAA Super Regional (Corvallis, Ore.); * SEC Game.

**2018 (35-27, 16-14)
COACH TIM CORBIN
NCAA REGIONAL CHAMPIONS
NCAA SUPER REGIONAL**

2/16	#25 Duke	W	9-1
2/17	#25 Duke	L	5-4
2/18	#25 Duke	W	9-1
2/20	Presbyterian	W	7-1
2/21	Presbyterian	W	15-2
2/23	UMass-Lowell	W	15-0
2/24	UMass-Lowell	W	15-2
2/27	Austin Peay	W	19-6
2/28	Indiana State	W	8-5
3/2	! vs. Sam Houston State	L	7-6 (10 inn)
3/3	! vs. Louisiana	L	3-0
3/4	! vs. #19 Houston	W	9-4
3/7	at Long Beach State	L	4-3
3/9	at #11 UCLA	W	6-3
3/11	% vs. #8 TCU	W	7-4
3/14	Eastern Kentucky	L	6-5
3/16	* at #19 Mississippi State	W	5-0
3/17	* at #19 Mississippi State	W	10-1
3/18	* at #19 Mississippi State	W	4-3
3/21	^ vs. Belmont	L	8-5
3/23	* #19 LSU	W	4-2
3/25	* #19 LSU	L	6-2
3/25	* #19 LSU	W	1-0 (7inn)
3/27	^ vs. Lipscomb	L	5-1
3/30	* at #2 Florida	L	8-4
3/31	* at #2 Florida	L	10-2
4/1	* at #2 Florida	L	8-2
4/3	at Middle Tennessee	L	4-3 (7 inn)
4/5	* #16 Georgia	L	3-2
4/6	* #16 Georgia	W	5-3
4/7	* #16 Georgia	W	8-3
4/10	Western Kentucky	W	3-2
4/13	* #5 Ole Miss	L	11-3
4/15	* #5 Ole Miss	W	8-7 (8 inn)
4/15	* #5 Ole Miss	W	8-7 (7 inn)
4/17	Evansville	W	6-1
4/19	* at Missouri	L	2-1
4/20	* at Missouri	L	3-1
4/21	* at Missouri	W	6-2
4/27	* South Carolina	L	8-7
4/28	* South Carolina	W	8-1
4/29	* South Carolina	L	10-9
5/1	+ Louisville	L	8-4
5/4	* at #20 Auburn	L	4-1
5/5	* at #20 Auburn	L	11-5
5/6	* at #20 Auburn	L	14-0
5/8	#23 Tennessee Tech	L	6-4
5/11	* at Tennessee	W	7-6
5/12	* at Tennessee	W	7-2
5/13	* at Tennessee	L	8-7
5/15	Middle Tennessee	W	8-1
5/17	* #19 Kentucky	W	5-1
5/18	* #19 Kentucky	W	9-6
5/19	* #19 Kentucky	W	
5/22	\$ vs. Texas A&M	L	3-1
6/1	# vs. #20 St. John's	W	2-0
6/2	# at #2 Clemson	W	4-3
6/3	# at #2 Clemson	W	19-6
6/8	@ Mississippi State	L	8-10
6/9	@ Mississippi State	W	4-3
6/10	@ Mississippi State	L	10-6 (11 inn)

! Shriners Hospitals for Children College Classic (Minute Maid Park, Houston, Texas); % Dodger Stadium College Baseball Classic (Dodger Stadium, Los Angeles, Calif.); ^ First Tennessee Park (Nashville, Tenn.); + Battle of the Barrel; \$ SEC Tournament, Hoover, Ala.; # NCAA Regional (Clemson, S.C.); @ NCAA Super Regional (Nashville, Tenn.); * SEC Game.

**2019 (59-12, 23-7)
COACH TIM CORBIN
SEC CHAMPIONS
SEC TOURNAMENT CHAMPIONS
NCAA REGIONAL CHAMPIONS
NCAA SUPER REGIONAL CHAMPIONS
NCAA COLLEGE WORLD SERIES
NATIONAL CHAMPIONS**

2/15	% vs. Virginia	W	15-9
2/16	% vs. #25 Cal State Fullerton	W	14-9
2/17	% vs. #19 TCU	L	2-10
2/20	Evansville	W	5-4
2/24	Pepperdine (G1)	W	6-3
2/24	Pepperdine (G2)	W	6-2
2/26	Southeast Missouri State	W	11-3
2/27	Austin Peay	L	6-7 (10 inn)
3/1	Dayton	W	11-3
3/2	Dayton (G1)	W	5-1
3/2	Dayton (G2)	W	2-0
3/5	Davidson	W	24-2
3/6	East Tennessee State	W	12-4
3/8	Illinois State	W	10-4
3/10	Illinois State (G1)	W	9-1
3/10	Illinois State (G2)	L	3-7
3/12	Samford	W	11-6
3/15	* at #19 Texas A&M	W	7-4
3/16	* at #19 Texas A&M	L	7-8
3/17	* at #19 Texas A&M	L	0-7
3/19	^ vs. Belmont	W	3-0
3/21	* #21 Florida	W	5-0
3/22	* #21 Florida	W	15-2
3/23	* #21 Florida	W	14-4
3/26	^ vs. Lipscomb	W	15-1
3/29	* Tennessee	W	4-2
3/30	* Tennessee	W	10-4
3/31	* Tennessee	L	6-7
4/2	Western Kentucky	W	5-4 (10 inn)
4/5	* at #4 Georgia	W	3-2
4/6	* at #4 Georgia	L	3-8
4/7	* at #4 Georgia	L	1-3
4/9	at Middle Tennessee	W	15-3
4/12	* #12 Arkansas	W	3-2
4/13	* #12 Arkansas	W	12-2
4/14	* #12 Arkansas	L	12-14
4/16	Indiana State	W	7-1
4/19	* at Alabama	W	7-4
4/20	* at Alabama	W	2-0
4/21	* at Alabama	W	13-5
4/25	* #25 Auburn	W	12-6
4/26	* #25 Auburn	W	5-2
4/27	* #25 Auburn	W	9-5
4/30	Tennessee Tech	W	21-10
5/3	* at South Carolina	W	22-11
5/4	* at South Carolina	W	9-3
5/5	* at South Carolina	W	6-2
5/7	+ at #4 Louisville	W	6-2
5/10	* #21 Missouri	W	5-2
5/11	* #21 Missouri	L	2-5
5/12	* #21 Missouri	W	7-2
5/14	Middle Tennessee	W	5-2
5/16	* at Kentucky	W	16-10
5/17	* at Kentucky	W	12-4
5/18	* at Kentucky	W	7-4
5/22	\$ vs. Auburn	W	11-1 (8 inn)
5/22	\$ vs. #3 Mississippi State	W	1-0
5/22	\$ vs. #16 LSU	W	13-4
5/22	\$ vs. #22 Ole Miss	W	11-10
5/31	# vs. Ohio State	W	8-2

6/1	# vs. #23 Indiana State	W	8-5
6/2	# vs. #23 Indiana State	W	12-1
6/7	@ vs. Duke	L	5-18
6/8	@ vs. Duke	W	3-0
6/9	@ vs. Duke	W	13-2
6/16	& vs. #11 Louisville	W	3-1
6/19	& vs. #3 Mississippi State	W	6-3
6/21	& vs. #11 Louisville	W	3-2
6/24	= vs. Michigan	L	4-7
6/25	= vs. Michigan	W	4-1
6/26	= vs. Michigan	W	8-2

% MLB4 College Baseball Tournament (Scottsdale, Ariz.); ^ First Tennessee Park (Nashville, Tenn.); + Battle of the Barrel; \$ SEC Tournament, Hoover, Ala.; # NCAA Regional (Nashville, Tenn.); @ NCAA Super Regional (Nashville, Tenn.); & College World Series; = CWS Finals; * SEC Game.

Records vs. Opponents

Team	First Meeting	Last Meeting	W-L-T
Alabama	1893 (L, 2-1)	2019 (W, 13-5)	65-95-3
Alabama-Birmingham	1980 (W, 9-1)	2001 (L, 6-1)	25-12-0
Alabama Christian	1984 (W, 14-1)	1984 (W, 11-6)	2-0-0
Amherst	1927 (W, 9-7)	1927 (W, 9-7)	1-0-0
Anderson	1991 (W, 15-6)	1991 (W, 15-6)	1-0-0
Arizona State	1973 (W, 6-4)	2008 (L, 18-6)	2-1-0
Arkansas	1970 (W, 9-6)	2019 (L, 14-12)	29-32-0
Arkansas State	2004 (W, 12-2)	2013 (W, 7-3)	2-0-0
Armstrong State	1990 (L, 10-1)	1992 (L, 9-3)	0-3-0
Auburn	1908 (W 9-6)	2019 (W, 11-1)	66-97-1
Aurora	1979 (W, 10-0)	1979 (W, 10-0)	1-0-0
Austin Peay	1938 (W, 12-2)	2019 (L, 7-6)	53-25-2
Ball State	2005 (W, 9-3)	2007 (W, 15-3)	6-1-0
Baylor	1999 (L, 10-4)	2005 (W, 7-4)	3-5-0
Bellarmine	1976 (L, 11-7)	1976 (W, 8-5)	1-1-0
Belmont	1962 (L, 11-4)	2019 (W, 3-0)	62-15-0
Berry	1969 (L, 5-0)	1969 (W, 6-4)	1-1-0
Bethal	1933 (W, 13-3)	1940 (W, 14-2)	4-1-0
Birmingham	1923 (W, 5-2)	1923 (W, 5-2)	1-0-0
Birmingham Southern	1922 (W, 6-4)	2001 (L, 7-3)	3-4-0
Boston College	1927 (L, 20-2)	2007 (W, 7-6)	3-1-0
Boston Red Sox	1921 (L, 9-0)	1921 (L, 9-0)	0-1-0
Bradley	1941 (W, 13-12)	2001 (W, 10-9)	3-2-0
Brown	1927 (W, 4-1)	2011 (W, 6-3)	7-0-0
Buffalo	2013 (W, 4-2)	2013 (W, 4-2)	1-0-0
Burke Comp.	1936 (W, 2-1)	1936 (W, 2-1)	1-0-0
Butler	1991 (W, 9-0)	2006 (W, 8-2)	8-0-0
Cal-Berkeley	2009 (L, 4-3)	2009 (L, 4-3)	0-1-0
UC-Irvine	2014 (W, 6-4)	2014 (W, 6-4)	1-0-0
UCLA	2010 (L, 9-2)	2018 (W, 6-3)	2-1-0
UC/Cal-Riverside	1973 (W, 7-3)	1973 (W, 7-3)	1-0-0
Cal State-Fullerton	2015 (W, 4-3)	2019 (W, 14-9)	2-0-0
Cal State-Northridge	2017 (L, 6-4)	2017 (W, 11-3)	1-2-0
Calvin	1969 (W, 16-7)	1971 (W, 13-0)	4-1-0
Campbell	2002 (W, 7-3)	2002 (W, 7-3)	1-0-0
Camp Benning	1921 (W, 5-3)	1923 (L, 6-1)	3-2-0
Central	1901 (W, 5-2)	1904 (W, 9-0)	12-1-1
Central Arkansas	2013 (W, 10-2)	2017 (W, 9-1)	4-0-0
Central Florida	1980 (W, 9-3)	2002 (L, 4-3 [11])	6-2-1
Central Kentucky	1911 (W, 3-2)	1911 (W, 17-2)	2-0-0
Central Michigan	1959 (W, 6-5)	2003 (W, 19-2)	2-1-0
Centre	1920 (W, 11-2)	1921 (L, 7-3)	4-1-0
Chaminade	1981 (L, 2-1)	1981 (W, 6-3)	1-1-0
Chattanooga	1969 (W, 4-0)	1982 (W, 9-0)	10-0-0
Chicago	1900 (3-18)	1959 (W, 9-3)	1-3-0
Chinese University	1914 (W, 12-10)	1914 (L, 4-1)	1-1-0
Christian Brothers Academy	1970 (W, 9-2)	1971 (W, 6-2)	4-0-0
Cincinnati	1898 (W, 15-5)	2004 (W, 11-2)	14-1-0
Citadel	1991 (W, 8-1)	2003 (W, 4-3)	2-1-0
Clemson	1986 (L, 12-2)	2018 (W, 19-6)	5-2-0
Columbus	1974 (W, 9-8)	1976 (L, 7-4)	2-2-0
Connecticut	2000 (W, 8-2)	2005 (W, 3-0)	3-0-0
Cornell	1899 (L, 12-11)	1906 (L, 8-1)	0-6-0
Cumberland	1891 (L, 10-9)	1989 (W, 6-5)	52-12-2
Creighton	2006 (L, 5-4)	2006 (L, 5-4)	0-1
Dartmouth	1927 (L, 7-6)	1927 (L, 7-6)	0-1-0
Davidson	1980 (L, 3-2)	2019 (W, 24-2)	3-1-0
Defiance	1926 (W, 10-0)	1926 (W, 10-0)	1-0-0
DePauw	1942 (W, 15-5)	1973 (W, 14-7)	3-0-0
Duke	2018 (W, 9-1)	2018 (W, 9-1)	2-1-0
East Carolina	1974 (W, 2-1)	1974 (W, 2-1)	1-0-0
Eastern Illinois	1995 (W, 3-2)	2016 (W, 9-1)	4-0-0
Eastern Kentucky	1992 (L, 4-1)	2018 (L, 6-5)	0-2-0
Eastern Michigan	1987 (W, 6-1)	1994 (L, 5-6)	2-1-0
East Tennessee State	1995 (W, 7-2)	2019 (W, 12-4)	5-0-0
Evansville	1949 (L, 12-9)	2019 (W, 5-4)	40-19-0
Faulkner	1987 (W, 11-10)	1989 (L, 7-6)	3-1-0
Fisk	1968 (W, 7-3)	1975 (W, 12-2)	10-0-0
Florida	1927 (L, 5-2)	2019 (W, 14-4)	77-140-1
Florida State	1972 (W, 11-1)	2010 (L, 7-6)	2-4-0
Georgetown (Ky.)	1909 (W, 15-6)	1909 (W, 8-7)	2-0-0
Georgia	1897 (W, 1-0)	2019 (L, 3-1)	117-121-0
Georgia Southern	1973 (W, 6-2)	1974 (L, 5-3)	1-2-0

Team	First Meeting	Last Meeting	W-L-T
Georgia Tech	1901 (W, 6-5)	2013 (W, 7-1)	26-41-1
Grand Valley	1980 (L, 6-5)	1980 (L, 5-6)	0-1-0
Harvard	1927 (L, 7-4)	1927 (L, 7-4)	0-1-0
Hawaii	1973 (W, 11-2)	1981 (L, 7-4)	2-18-0
Hawkins	1914 (W, 12-8)	1914 (W, 12-8)	1-0-0
Hillsdale	1958 (W, 8-6)	1958 (W, 8-6)	1-0-0
Hofstra	1993 (W, 6-1)	1993 (W, 6-1)	1-0-0
Holly Cross	1927 (L, 6-2)	1927 (L, 6-2)	0-1-0
Houston	1990 (L, 12-4)	2018 (W, 9-4)	1-2-0
Howard	1907 (W, 7-2)	1907 (W, 7-2)	1-0-0
Hume-Fogg	1918 (W, 3-2)	1918 (W, 5-1)	3-1-0
Illinois	1915 (L, 5-1)	2015 (W, 4-2)	3-1-0
Illinois-Chicago	1994 (L, 6-7)	2017 (L, 5-2)	22-6-0
Illinois State	1949 (L, 4-2)	2019 (L, 7-3)	10-4-0
Illinois State Normal	1937 (L, 6-5)	1937 (L, 6-5)	0-1-0
Illinois Wesleyan	1936 (L, 7-4)	1942 (L, 12-6)	2-2-0
Indiana	1905 (W, 7-2)	2015 (W, 6-4)	12-5-1
IUPUI	1997 (W, 19-1)	1997 (W, 19-1)	1-0-0
Indiana State	1987 (L, 10-7)	2019 (W, 12-1)	8-3-0
Iowa	1975 (L, 6-0)	2008 (L, 6-3)	1-2-0
Jacksonville	1970 (L, 4-3)	2003 (W, 5-2 [11])	1-2-0
Jacksonville State	2005 (W, 14-5)	2005 (W, 14-5)	1-0-0
Kansas	2003 (L, 4-2)	2008 (W, 7-1)	1-2-0
Kent State	1996 (L, 12-8)	2010 (W, 7-1)	5-4-0
Kentucky	1905 (W, 7-2)	2019 (W, 7-4)	148-147-5
Kentucky State	1905 (W, 7-2)	1905 (W, 8-4)	3-0-0
Kenyon	1970 (W, 16-3)	1070 (W, 7-1)	2-0-0
Lambuth	1933 (W, 15-2)	1939 (W, 15-10)	14-0-0
LaSalle	1984 (W, 16-7)	1984 (W, 16-7)	1-0-0
Lewis	1978 (W, 4-3)	1978 (W, 3-1)	2-0-0
Lewis & Clark	1979 (W, 5-4)	1979 (W, 5-4)	1-0-0
Lipscomb	1936 (W, 8-2)	2019 (W, 15-1)	56-23-0
Long Beach State	2013 (W, 10-4)	2018 (L, 4-3)	5-2-0
Louisiana	2018 (L, 3-0)	2018 (L, 3-0)	0-1-0
Louisiana Tech	2012 (L, 9-3)	2012 (L, 9-3)	0-1-0
Louisville	1971 (W, 2-0)	2019 (W, 3-2)	27-10-0
LSU	1954 (W, 5-3)	2018 (W, 1-0)	43-58-0
Manhattan	1927 (W, 4-2)	1927 (W, 4-2)	1-0-0
Marshall	1995 (W, 7-4)	1995 (W, 7-4)	1-0-0
Massachusetts	1973 (L, 2-0)	1973 (L, 2-0)	0-1-0
Maryland	2004 (W, 8-0)	2004 (W, 8-0)	1-0-0
Maryville	1932 (W, 12-9)	1932 (W, 9-5)	3-0-0
Memphis	1936 (W, 13-5)	2014 (W, 2-1)	17-14-0
Mercer	1901 (L, 6-4)	1923 (W, 9-8)	12-9-0
Miami	1973 (L, 6-5)	1974 (L, 7-1)	0-2-0
Miami (Ohio)	1950 (L, 5-1)	2008 (W, 4-3)	5-6-0
Michigan	1906 (W, 3-1)	2019 (W, 8-2)	21-22-0
Michigan State	1929 (W, 7-2)	2003 (W, 5-4)	1-3-0
Middle Tennessee	1926 (W, 6-4)	2019 (W, 5-2)	100-47
Middle Tennessee Normal	1915 (L, 7-5)	1922 (W, 6-0)	5-1-0
Milligan	1908 (W, 5-2)	1908 (T, 2-2)	2-0-1
Minnesota	1924 (L, 6-3)	1924 (L, 6-3)	0-1-0
Mississippi	1900 (W, 6-5)	2019 (W, 11-10)	60-69-2
Mississippi A&M	1913 (W, 11-10)	1924 (L, 6-2)	8-13-2
Mississippi College	1920 (L, 8-1)	1920 (L, 4-3)	0-2-0
Mississippi State	1913 (W, 11-10)	2019 (W, 6-3)	51-71-2
Missouri	2013 (W, 11-5)	2019 (W, 7-2)	19-4-0
Monmouth	2013 (W, 5-1)	2013 (W, 13-1)	3-0-0
Montevello	1983 (L, 6-4)	1983 (L, 6-4)	0-1-0
Morehead State	1993 (L, 6-5)	2016 (W, 6-0)	6-2-0
Murfreesboro Teachers	1928 (W, 5-1)	1939 (L, 7-6)	2-2-0
Murray State	1949 (W, 12-6)	2006 (W, 7-1)	18-10-0
New Orleans	1980 (L, 8-2)	1980 (L, 8-2)	0-1-0
New York Tech	1990 (W, 11-2)	1990 (W, 11-2)	1-0-0
Niagara	2010 (W, 9-0)	2010 (W, 21-3)	3-0-0
North Carolina	2011 (W, 7-3)	2011 (W, 5-1)	2-0-0
North Carolina-Wilmington	2012 (W, 8-2)	2012 (W, 8-2)	1-0-0
North Carolina State	1973 (W, 4-2)	2012 (L, 9-7)	2-2-0
Northwestern	1999 (L, 7-6)	1999 (L, 7-6)	0-1-0
Northern Florida	1995 (L, 2-0)	1995 (L, 2-0)	0-1-0
Northern Illinois	1973 (W, 2-1)	2016 (W, 9-2)	2-0-0
Nashville	1912 (L, 9-0)	1926 (W, 9-6)	1-4-0
Nashville Terminals	1942 (W, 7-6)	1942 (W, 7-6)	1-0-0

Records vs. Opponents

Team	First Meeting	Last Meeting	W-L-T
Nashville Vols.....	1937 (L, 14-4)	1939 (L, 15-1)	0-2-0
Notre Dame	1923 (L, 3-1)	2003 (L, 3-1 [10])	2-4-0
Oakland	2005 (W, 8-3)	2012 (W, 11-4)	2-0-0
Oglethorpe.....	1918 (L, 1-0)	1969 (L, 9-1)	2-4-0
Ohio	1975 (L, 2-7)	2010 (W, 5-1)	9-3-0
Ohio State.....	1922 (W, 16-15)	1975 (L, 9-3)	2-2-0
Oklahoma.....	1978 (W, 8-7)	2008 (L, 11-10)	2-2-0
Oklahoma State	2010 (W, 7-6)	2010 (W, 7-6)	1-0-0
Old Dominion	2003 (L, 2-0)	2003 (L, 2-0)	0-1-0
Oregon	2012 (L, 4-2)	2014 (W, 3-2)	4-4-0
Oregon State.....	2008 (W, 8-1)	2017 (L, 9-2)	3-2-0
Pennsylvania.....	1898 (L, 10-0)	1898 (L, 7-3)	0-2-0
Pittsburgh	2006 (W, 2-1)	2007 (W, 4-3)	2-0-0
Penn State.....	1987 (W, 5-4)	1987 (W, 5-4)	1-0-0
Presbyterian	2013 (W, 5-2)	2018 (W, 15-2)	3-0-0
Princeton.....	1921 (L, 3-2)	2004 (W, 11-1)	1-2-0
Providence	1927 (W, 6-5)	1975 (L, 2-0)	2-1-0
Purdue.....	1947 (L, 4-3)	2011 (W, 7-3)	10-4-1
Quinnipiac.....	2015 (W, 9-2)	2015 (W, 8-0)	2-0-0
Radford.....	2015 (W, 21-0)	2016 (W, 21-0)	3-0-0
Rhode Island	2012 (W, 9-4)	2012 (W, 8-0)	3-0-0
Rice	1990 (L, 4-3)	2007 (W, 7-3)	1-2-0
Rockhurst.....	1999 (L, 8-5)	1999 (L, 8-5)	0-1-0
Rollins.....	1976 (L, 10-5)	1993 (W, 10-4)	3-5-0
Rutgers	2003 (W, 3-2 [12])	2003 (W, 3-2 [12])	1-0-0
St Bonaventure	1994 (W, 14-1)	1994 (W, 14-1)	1-0-0
St. John's.....	2001 (W, 7-2)	2018 (W, 2-0)	3-0-0
St Joseph's.....	1984 (W, 17-4)	1994 (W, 7-4)	6-0-0
St Mary's.....	1978 (W, 6-3)	2017 (W, 9-1)	4-0-0
Sam Houston State.....	2018 (L, 7-6)	2018 (L, 7-6)	0-1-0
Samford.....	1983 (W, 18-0)	2019 (W, 11-6)	15-8-0
San Diego	2006 (L, 10-0)	2017 (W, 11-1)	9-4-0
Santa Clara.....	2015 (W, 6-5 [10])	2015 (W, 6-5 [10])	2-1-0
Sewanee.....	1886 (W, 10-2)	1969 (L, 5-2)	69-35-3
Seton Hall.....	1982 (W, 7-5)	1982 (W, 7-5)	1-0-0
Siena	2012 (W, 12-2)	2012 (W, 11-4)	2-0-0
South Alabama	1972 (L, 5-2)	2009 (W, 7-4)	4-5-0
South Carolina-Spartanburg.....	1987 (W, 14-3)	1987 (W, 14-3)	1-0-0
Southeast Missouri State.....	2008 (L, 12-8)	2019 (W, 11-3)	2-1-0
Southeast Oklahoma	1978 (W, 6-5)	1978 (W, 6-5)	1-0-0
South Carolina	1992 (L, 21-1)	2019 (W, 6-2)	36-58-0
Southeastern Louisiana.....	2017 (W, 9-6)	2017 (W, 4-2)	2-0-0
Southern California.....	1973 (W, 5-4)	2015 (L, 6-5)	3-1-0
Southern Illinois	1972 (W, 2-1)	2004 (W, 15-0)	3-2-0
Southern Illinois-Edwardsville.....	1974 (L, 5-2)	1974 (W, 10-4)	1-1-0
South Kentucky College.....	1908 (W, 6-3)	1908 (W, 15-6)	2-1-0
Southern Mississippi.....	1985 (L, 14-12)	1986 (L, 2-1)	1-3-0
Stanford.....	1973 (L, 6-0)	2016 (W, 5-2)	10-9-0
Stony Brook.....	2008 (W, 9-4)	2008 (W, 9-4)	1-0-0
Southwestern Baptist.....	1904 (W, 9-6)	1904 (W, 2-1)	2-1-0
Southwestern Presbyterian	1900 (W, 20-8)	1921 (W, 13-4)	21-6-1
Temple.....	2002 (W, 10-6)	2002 (W, 10-6)	1-0-0
Tennessee.....	1897 (W, 10-4)	2019 (L, 7-6)	158-176-2
Tennessee-Chattanooga.....	1909 (W, 19-1)	1980 (W, 7-3)	9-0-0
Tennessee-Martin.....	1995 (L, 11-9)	2017 (W, 11-0)	13-1-0
Tennessee State.....	1978 (W, 19-6)	1993 (W, 5-2)	15-1-1
Tennessee Tech	1928 (L, 3-2)	2019 (W, 21-10)	46-23-0
Tennessee Temple.....	1987 (W, 14-1)	1987 (W, 14-1)	1-0-0
Tennessee Wesleyan.....	1986 (W, 12-5)	1986 (W, 12-5)	1-0-0
Texas.....	1900 (L, 3-2)	2014 (W, 4-3 [10])	7-7-0
Texas A&M	2013 (L, 5-0)	2019 (L, 7-0)	8-11-0
Texas Christian.....	2015 (L, 4-2)	2019 (L, 2-10)	3-2-0
TPI	1942 (L, 7-4)	1942 (L, 7-4)	0-1-0
Trevecca	1977 (W, 8-7)	2003 (W, 4-0)	15-2-0
Troy	1939 (W, 4-2)	2011 (W, 10-2)	7-0-0
Tulane.....	1953 (L, 14-2)	1957 (L, 10-5)	3-7-0
Union	1971 (L, 8-7)	1979 (W, 17-2)	7-2-0
Univ. of Nashville	1893 (W, 5-1)	1906 (W, 18-5)	13-1-0
UMass-Lowell.....	2018 (W, 15-0)	2018 (W, 9-2)	3-0-0
US Navy Base	1939 (W, 12-8)	1939 (W, 12-8)	1-0-0
Valdosta State.....	1961 (W, 5-4)	1974 (W, 8-4)	5-1-0
Valparaiso	1998 (W, 16-7)	2000 (W, 12-1)	2-0-0
Vermont.....	2009 (W, 14-1)	2009 (W, 14-1)	3-0-0

Team	First Meeting	Last Meeting	W-L-T
Villanova.....	1985 (L, 5-3)	1985 (L, 5-3)	0-1-0
Virginia.....	1892 (W, 5-4)	2019 (W, 15-9)	6-3-0
Virginia Military Institute	1983 (W, 6-4)	2005 (W, 5-2)	3-0-0
Virginia Tech.....	1978 (L, 17-9)	1978 (L, 17-9)	0-1-0
Wake Forest.....	1991 (W, 7-6)	1999 (L, 3-2)	1-1-0
Washington and Lee.....	1892 (L, 0-11)	1921 (W, 13-4)	2-1-0
Washington State	1973 (L, 6-2)	1973 (L, 6-2)	0-1-0
Washington	2016 (L, 9-8)	2016 (L, 9-8)	0-1-0
Washington University.....	1904 (W, 14-3)	1904 (W, 14-3)	1-0-0
Western Carolina	2008 (W, 5-3)	2008 (W, 11-4)	2-0-0
Western Illinois.....	1947 (W, 4-0)	1947 (W, 4-0)	1-0-0
Western Kentucky	1913 (L, 2-0)	2019 (W, 5-4)	68-31-2
Western Kentucky Normal.....	1926 (W, 6-3)	1926 (W, 6-3)	1-0-0
Western Kentucky Teachers	1936 (L, 8-1)	1941 (W, 7-4)	3-4-0
Western Michigan	1970 (W, 6-5)	1970 (W, 5-3)	2-0-0
West Tennessee Teach	1933 (W, 4-0)	1935 (W, 15-10)	7-2-0
West Virginia	1970 (L, 3-2)	2002 (W, 10-5)	5-4-0
William Carey	1986 (W, 6-4)	1986 (W, 6-4)	1-0-0
Winthrop.....	2014 (W, 9-1)	2014 (W, 4-1)	3-0
Wisconsin.....	1929 (W, N/A)	1931 (L, 6-4)	1-4-0
Wisconsin-Eau Claire.....	1979 (W, 11-4)	1983 (W, 9-8)	5-0-0
Wisconsin-Super.....	1975 (W, 18-1)	1975 (W, 6-4)	3-0-0
Wittenberg	1960 (W, 13-12)	1964 (L, 7-3)	2-1-0
Wofford.....	2010 (W, 7-2)	2015 (W, 5-3)	5-0-0
Wright State	2009 (W, 12-3)	2010 (W, 18-2)	2-0-0
Xavier.....	1995 (L, 22-8)	2016 (L, 15-1)	8-3-0
Yale.....	1927 (L, 2-0)	2000 (W, 22-5)	2-1-0

SEC Tournament History

★ 1980, 2007, 2019 SEC Tournament Champions ★
24 Appearances ★ 51-37 Overall Record

2019
Vanderbilt 11, Auburn 1 (8)
Vanderbilt 1, Mississippi State 0
Vanderbilt 13, LSU 4
Vanderbilt 11, Ole Miss 10

2018
Texas A&M 3, Vanderbilt 1

2017
South Carolina 7, Vanderbilt 4 (11)

2016
Vanderbilt 7, Missouri 0
Vanderbilt 6, Texas A&M 5
Ole Miss 12, Vanderbilt 9
Texas A&M 13, Vanderbilt 3 (7)

2015 - Runner-up
Vanderbilt 7, Missouri 6 (10)
Texas A&M 6, Vanderbilt 1
Vanderbilt 16, Alabama 1 (7)
Vanderbilt 12, Texas A&M 3
Florida 7, Vanderbilt 3

2014
Vanderbilt 3, Tennessee 2
LSU 11, Vanderbilt 1 (7)

Ole Miss 7, Vanderbilt 2

2013 - Runner-up
Texas A&M 5, Vanderbilt 0
Vanderbilt 4, South Carolina 3 (10)
Vanderbilt 3, Texas A&M 0
Vanderbilt 16, Mississippi State 8
LSU 5, Vanderbilt 4 (11)

2012 - Runner-up
Vanderbilt 4, Georgia 1
Vanderbilt 10, Georgia 0 (7)
Vanderbilt 3, South Carolina 2
Vanderbilt 2, Florida 1
Vanderbilt 8, Florida 6
Mississippi State 3, Vanderbilt 0

2011 - Runner-up
Vanderbilt 10, Georgia 0 (7)
Vanderbilt 7, South Carolina 2
Vanderbilt 3, Arkansas 2
Florida 5, Vanderbilt 0

2010
Vanderbilt 2, Arkansas 0
LSU 7, Vanderbilt 5
Florida 5, Vanderbilt 2

2009 - Runner-up
Vanderbilt 4, LSU 1
Vanderbilt 5, South Carolina 4
Vanderbilt 11, Arkansas 1
LSU 6, Vanderbilt 2

2008
Vanderbilt 7, Florida 3
LSU 8, Vanderbilt 2
Vanderbilt 7, South Carolina 5
Vanderbilt 7, Ole Miss 4
Ole Miss 8, Vanderbilt 7

2007 - Champions
Tennessee 6, Vanderbilt 4
Vanderbilt 3, Mississippi State 2
Vanderbilt 15, Tennessee 2
Vanderbilt 13, Ole Miss 1 (8)
Vanderbilt 7, Ole Miss 6 (10)
Vanderbilt 7, Arkansas 4

2006 - Runner-up
Vanderbilt 9, Georgia 4
Vanderbilt 11, South Carolina 1 (7)
Georgia 5, Vanderbilt 4
Vanderbilt 11, Georgia 1 (7)
Ole Miss 9, Vanderbilt 3

2004 - Runner-up
Vanderbilt 6, Georgia 0
Vanderbilt 3, Florida 0
Vanderbilt 6, Florida 5 (12)
South Carolina 3, Vanderbilt 2

2003
Auburn 3, Vanderbilt 1
South Carolina 3, Vanderbilt 2

1996
Mississippi State 8, Vanderbilt 5

1995
Vanderbilt 9, Tennessee 4
Vanderbilt 4, Florida 2
Kentucky 9, Vanderbilt 6
Tennessee 4, Vanderbilt 3

1994 - Runner-up
Tennessee 20, Vanderbilt 12
Vanderbilt 15, Florida 7
Vanderbilt 15, Kentucky 6
Vanderbilt 6, Georgia 1
Vanderbilt 4, Tennessee 1
Tennessee 6, Vanderbilt 3

1993
Tennessee 7, Vanderbilt 4
Vanderbilt 11, South Carolina 7
Tennessee 11, Vanderbilt 5

1992
LSU 7, Vanderbilt 2
South Carolina 14, Vanderbilt 1

1990
Vanderbilt 6, Georgia 3
Vanderbilt 4, Auburn 3
LSU 13, Vanderbilt 5
Mississippi State 17, Vanderbilt 9

1980 - Champions
Auburn 3, Vanderbilt 2
Vanderbilt 11, Florida 7
Vanderbilt 21, Ole Miss 0
Vanderbilt 16, Auburn 3
Vanderbilt 13, Auburn 0

1977
Ole Miss 9, Vanderbilt 7
Mississippi State 15, Vanderbilt 2

Individual Records

Hitting and Base Running

Category	Player vs. Opponent
At Bats	6.....13x, last Philip Clarke vs. Ole Miss (5/26/19)
Runs	6.....Charles DeFrance vs. Mississippi (5/12/80)
Hits.....	5.....JJ Bleday vs. Auburn (5/22/19)
RBI.....	5.....Stephen Scott vs. Auburn (5/22/19)
Doubles	3.....Twice, last Harrison Ray vs. Ole Miss (5/26/19)
Triples	1.....Several Players
Home Runs.....	2.....Twice, last Dansby Swanson vs. Missouri (5/20/15)
Total Bases.....	12.....Charles DeFrance vs. Mississippi (5/12/80)
Sacrifices Hits	1.....Several Players
Sacrifice Flies.....	1.....Several Players
Stolen Bases.....	3.....3x, last Anthony Gomez vs. Florida (5/26/12)
Stolen Base Attempts.....	4.....Anthony Gomez vs. Florida (5/26/12)
Hit By Pitch.....	3.....Boomer Whipple vs. Florida (5/20/94)
Strikeouts.....	4.....Steve Chmil vs. Auburn (5/13/80)

Pitching

Category	Player vs. Opponent
Innings.....	9.0.....Several Players
Runs Allowed	10.....last Mike Minor vs. LSU (5/20/09)
Earned Runs	9.....Kyle Wright vs. Texas A&M (5/27/16)
Hits Allowed	13.....Joe Barbao vs. Florida (5/20/94)
Walks	9.....Barry Ralston vs. Florida (5/11/80)
Strikeouts.....	12.....Ryan Mullins vs. Florida (5/27/04)
Wild Pitches.....	3.....Twice, last Hugh Fisher vs. LSU (5/25/19)
Low Hit (Complete Game) ..	3.....Jeremy Sowers vs. Georgia (5/26/04)
Home Runs Allowed	3.....Rick Giannola vs. Kentucky (5/21/94)

Fielding

Category	Player vs. Opponent
Putouts.....	14.....Andrew Giobbi vs. South Carolina (5/21/09)
Assists.....	9.....Riley Reynolds vs. LSU (5/20/09)
Errors	2.....Several Players

Team Records

Hitting and Base Running

Category	vs. Opponent
At Bats	49.....Mississippi (5/12/80)
Runs	21.....Mississippi (5/12/80)
Hits.....	24.....Mississippi (5/12/80)
RBI.....	20.....Mississippi (5/12/80)
Doubles	8.....Alabama (5/22/15)
Triples	2.....Twice, last Georgia (5/27/06)
Home Runs.....	4.....Twice, last Missouri (5/20/14)
Total Bases.....	98.....Mississippi (5/12/80)
Walks	14.....Mississippi (5/12/80)
Strikeouts.....	14.....South Carolina (5/14/92)
Sacrifice Hits.....	3.....3x, last Florida (5/26/12)
Sacrifice Flies.....	2.....7x, last Alabama (5/22/15)
Stolen Bases.....	7.....Florida (5/26/12)
Stolen Bases Attempts.....	9.....Florida (5/26/12)
Hit By Pitch.....	4.....Twice, last LSU (5/26/13)
Left on Base.....	16.....Mississippi (5/12/80)

Pitching

Category	vs. Opponent
Runs Allowed	20.....Tennessee (5/19/94)
Most Hits Allowed.....	20.....Twice, last Tennessee (5/19/94)
Fewest Hits Allowed	1.....Georgia (5/25/11)
Fewest Walks	0.....3x, last Mississippi State (5/24/07)
Most Walks	8.....4x, last vs. Ole Miss (5/26/19)
Most Strikeouts.....	14.....South Carolina (5/21/09)
Wild Pitches.....	3.....3x, last vs. LSU (5/25/19)
Home Runs Allowed	3.....5x, last vs. Texas A&M (5/21/15)

Fielding

Category	vs. Opponent
Assists.....	17.....LSU (5/20/09)
Errors	4.....Texas A&M (5/27/16)

NCAA Tournament History

2019 National Champions ★ 2014 National Champions ★ 2015 National Runner-Up ★
18 Appearances ★ 9 Super Regionals ★ 4 College World Series ★ 68-40 Overall Record

2019 - National Champions

Nashville, Tenn.

May 31	Vanderbilt 8, Ohio State 2
June 1	Vanderbilt 8, Indiana State 5
June 2	Vanderbilt 12, Indiana State 1
Super Regional - Nashville, Tenn.	
June 7	Duke 18, Vanderbilt 5
June 8	Vanderbilt 3, Duke 0
June 8	Vanderbilt 13, Duke 2

College World Series

June 16	Vanderbilt 3, Louisville 1
June 19	Vanderbilt 6, Mississippi State 3
June 21	Vanderbilt 3, Louisville 2
June 24	Michigan 7, Vanderbilt 4
June 25	Vanderbilt 4, Michigan 1
June 26	Vanderbilt 8, Michigan 2

2018

Clemson, S.C.

June 1	Vanderbilt 2, St. John's 0
June 2	Vanderbilt 4, Clemson 3
June 3	Vanderbilt 19, Clemson 6
Super Regional - Nashville, Tenn.	
June 8	Mississippi State 10, Vanderbilt 8
June 9	Vanderbilt 4, Mississippi State 3
June 10	Mississippi State 10, Vanderbilt 6 (11)

2017

Clemson, S.C.

June 2	Vanderbilt 13, St. John's 4
June 3	Vanderbilt 9, Clemson 4
June 4	Clemson 6, Vanderbilt 0
June 5	Vanderbilt 8, Clemson 0
Super Regional - Corvallis, Ore.	
June 9	Oregon State 8, Vanderbilt 4
June 10	Oregon State 9, Vanderbilt 2

2016

Nashville, Tenn.

June 4	Xavier 15, Vanderbilt 1
June 4	Washington 9, Vanderbilt 8

2015 - National Runner-up

Nashville, Tenn.

May 29	Vanderbilt 9, Lipscomb 1
May 30	Vanderbilt 6, Indiana 4
June 1	Vanderbilt 21, Radford 0
Super Regional - Champaign, Ill.	
June 6	Vanderbilt 13, Illinois 0
June 8	Vanderbilt 4, Illinois 2

College World Series

June 15	Vanderbilt 4, Cal State Fullerton 3
June 16	Vanderbilt 1, TCU 0
June 19	Vanderbilt 7, TCU 1
June 22	Vanderbilt 5, Virginia 1
June 23	Virginia 3, Vanderbilt 0
June 24	Virginia 4, Vanderbilt 2

2014 - National Champions

Nashville, Tenn.

May 30	Vanderbilt 11, Xavier 0
May 31	Vanderbilt 7, Oregon 2
June 1	Vanderbilt 3, Oregon 2
Super Regional - Nashville, Tenn.	
June 6	Vanderbilt 11, Stanford 6
June 7	Stanford 5, Vanderbilt 4
June 8	Vanderbilt 12, Stanford 5

College World Series

June 14	Vanderbilt 5, Louisville 3
June 16	Vanderbilt 6, UC Irvine 4
June 20	Texas 4, Vanderbilt 0
June 21	Vanderbilt 4, Texas 3 (10)
June 23	Vanderbilt 9, Virginia 8
June 24	Virginia 7, Vanderbilt 2
June 25	Vanderbilt 3, Virginia 2

2013

Nashville, Tenn.

May 31	Vanderbilt 9, East Tennessee State 1
June 1	Vanderbilt 10, Illinois 4
June 2	Georgia Tech 5, Vanderbilt 0
June 3	Vanderbilt 7, Georgia Tech 1
Super Regional - Nashville, Tenn.	
June 8	Louisville 5, Vanderbilt 3
June 9	Louisville 2, Vanderbilt 1

2012

Raleigh, N.C.

June 1	Vanderbilt 8, UNC-Wilmington 2
June 2	Vanderbilt 9, NC State 8
June 3	NC State 6, Vanderbilt 5
June 4	NC State 9, Vanderbilt 7

2011 - College World Series

Nashville, Tenn.

June 3	Vanderbilt 10, Belmont 0
June 4	Vanderbilt 10, Troy 2
June 5	Vanderbilt 6, Belmont 1
Super Regional - Nashville, Tenn.	
June 10	Vanderbilt 11, Oregon State 1
June 11	Vanderbilt 9, Oregon State 3

College World Series

June 18	Vanderbilt 7, North Carolina 3
June 20	Florida 3, Vanderbilt 1
June 22	Vanderbilt 5, North Carolina 1
June 24	Florida 6, Vanderbilt 4

2010

Louisville, Ky.

June 4	Vanderbilt 8, Illinois State 7 (13)
June 5	Louisville 7, Vanderbilt 1
June 6	Vanderbilt 10, Illinois State 4
June 6	Vanderbilt 7, Louisville 0
June 7	Vanderbilt 3, Louisville 2 (10)
Super Regional - Tallahassee, Fla.	
June 11	Florida State 9, Vanderbilt 8
June 12	Vanderbilt 6, Florida State 2
June 13	Florida State 7, Vanderbilt 6

2009

Louisville, Ky.

May 29	Middle Tenn. 5, Vanderbilt 4
May 30	Vanderbilt 10, Indiana 0
May 31	Vanderbilt 6, Middle Tenn. 0
May 31	Vanderbilt 8, Louisville 4
June 1	Louisville 5, Vanderbilt 3

2008

Tempe, Ariz.

May 30	Oklahoma 8, Vanderbilt 5
May 31	Vanderbilt 9, Stony Brook 4
June 1	Oklahoma 11, Vanderbilt 10

2007

Nashville, Tenn.

June 1	Vanderbilt 2, Austin Peay 1 (11)
June 2	Michigan 4, Vanderbilt 3
June 3	Vanderbilt 11, Austin Peay 5
June 3	Vanderbilt 10, Michigan 7
June 4	Michigan 4, Vanderbilt 3 (10)

2006

Atlanta, Ga.

June 2	Vanderbilt 5, Michigan
June 3	Georgia Tech 7, Vanderbilt 3
June 4	Vanderbilt 5, Michigan 4
June 4	Georgia Tech 8, Vanderbilt 4

2004

Charlottesville, Va.

June 4	Vanderbilt 7, George Mason 3
June 5	Vanderbilt 11, Princeton 1
June 6	Vanderbilt 7, Virginia 3

Super Regional - Austin, Texas

June 11	Texas 15, Vanderbilt 3
June 12	Texas 10, Vanderbilt 2

1980

Tallahassee, Fla.

May 22	Western Kentucky 15, Vanderbilt 4
May 23	New Orleans 8, Vanderbilt 2
(game completed on May 24 due to rain)	

1974

Starkville, Miss.

May 23	Vanderbilt 2, East Carolina 1
May 24	Miami 7, Vanderbilt 1
May 25	Ga. Southern 5, Vanderbilt 3

1973

Starkville, Miss.

May 24	Vanderbilt 6, Georgia Southern 2
May 26	Vanderbilt 4, North Carolina State 2
May 26	Georgia Southern 5, Vanderbilt 2
May 28	Miami 6, Vanderbilt 5

Individual Records

Hitting and Base Running

Category

	vs Opponent
At-Bats.....	7.....4x, last Connor Kaiser at Clemson (6/3/18)
Runs.....	4.....2x, last Stephen Scott at Clemson (6/3/18)
Hits.....	5.....2x, last Connor Kaiser at Clemson (6/3/18)
RBI.....	10.....Connor Kaiser at Clemson (6/3/18)
Doubles.....	3.....Twice, last Julian Infante vs. Indiana State (6/1/19)
Triples.....	1.....Several Players
Home Runs.....	3.....2x, last Connor Kaiser at Clemson (6/3/18)
	Aaron Westlake vs. Oregon State (6/11/11)
Total Bases.....	14.....Connor Kaiser at Clemson (6/3/18)
Walks.....	3.....13x, last Harrison Ray vs. Duke (6/7/19)
Strikeouts.....	4.....2x, last Will Toffey vs. Indiana (5/30/15)
Sac Hits.....	2.....2x, last Jack Lupo vs. Georgia Tech (6/3/13)
Sac Flies.....	2.....Anthony Gomez vs. Troy (6/4/11)
Stolen Bases.....	2.....10x, last Ethan Paul vs. Duke (6/9/19)
Stolen Bases Atts.....	4.....Ethan Paul vs. Clemson (6/5/17)
Hit-by-Pitch.....	2.....5x, last R. Wiseman, J. Kendall vs. Radford (5/31/15)

Pitching

Category

	vs Opponent
Innings Pitched.....	9.0.....9x, last Kumar Rocker vs. Duke (6/8/19)
	Walker Buehler vs. Oregon (6/1/14)
	Richie Goodenow vs. Louisville (6/6/10)
	Caleb Cotham vs. Middle Tennessee (5/31/09)
	David Price vs. Austin Peay (6/1/07)
	Matt Buschmann vs. Michigan (6/2/06)
	Ryan Mullins vs. Princeton (6/5/04)
	Jeff Peeples vs. Georgia Southern (5/24/73)
	Jeff Peeples vs. Miami (Fla.) (5/28/73)
Most Hits.....	13.....David Nenad vs. Western Kentucky (5/22/80)
Runs.....	9.....David Nenad vs. Western Kentucky (5/22/80)
Earned Runs.....	9.....David Nenad vs. Western Kentucky (5/22/80)
Walks.....	6.....3x, last Carson Fulmer vs. Texas (6/21/14)
Strikeouts.....	19.....Kumar Rocker vs. Duke (6/8/19)
Wild Pitches.....	3.....Carson Fulmer vs. Cal State Fullerton (6/12/15)
Low Hit CG.....	0.....Kumar Rocker vs. Duke (6/8/19)

Fielding

Category

	vs Opponent
Putouts.....	21.....Shea Robin vs. Austin Peay (6/1/07)
Assists.....	8.....Dansby Swanson vs. Virginia (6/24/15)
Errors.....	3.....Ted Shipley vs. Miami (Fla.) (5/24/74)
Passed Balls.....	2.....Spencer Navin vs. Louisville (6/8/13)

Team Records

Hitting and Base Running

Category

	vs Opponent
At-Bats.....	49.....Illinois State (6/4/10)
Runs.....	21.....Radford (5/31/15)
Hits.....	20.....2x, last Clemson (6/3/18)
RBI.....	20.....Radford (5/31/15)
Doubles.....	8.....Clemson (6/3/17)
Triples.....	4.....Radford (5/31/15)
Home Runs.....	9.....Clemson (6/3/18)
Total Bases.....	48.....Clemson (6/3/18)
Sac Hits.....	4.....2x, last St. John's (6/2/17)
Sac Flies.....	2.....8x, last St. John's (6/2/17)
Stolen Bases.....	8.....UNC-Wilmington (6/1/12)
SB Attempts.....	9.....UNC-Wilmington (6/1/12)
Walks.....	11.....Clemson (6/3/18)
Hit-by-Pitch.....	7.....Radford (5/31/15)
Strikeouts.....	16.....Mississippi State (6/10/18)
Left on Base.....	17.....3x, last Mississippi State (6/10/18)

Pitching

Category

	vs Opponent
Innings Pitched.....	13.0.....2x, last Illinois State (6/4/10)
Most Hits.....	15.....Twice, last vs. Duke (6/7/19)
Fewest Hits.....	0.....vs. Duke (6/8/19)
Fewest Runs.....	0.....10x, last vs. Duke (6/8/19)
Walks.....	12.....New Orleans (5/23/80)
Fewest Walks.....	0.....2x, last Stanford (6/7/14)
Strikeouts.....	22.....Austin Peay (6/1/07)
Wild Pitches.....	4.....Duke (6/7/19)

Fielding

Category

	vs Opponent
Assists.....	20.....Virginia (6/24/15)
Errors.....	6.....Miami (Fla.) (5/24/74)

Miscellaneous

Category

	vs Opponent
Margin of Victory.....	21.....Radford - 21-0 (5/31/15)

NCAA Regional History

18 NCAA Regionals ★ 42-21 Record

2019 - National Champions

Nashville, Tenn.

May 31	Vanderbilt 8, Ohio State 2
June 1	Vanderbilt 8, Indiana State 5
June 2	Vanderbilt 12, Indiana State 1

2018

Clemson, S.C.

June 1	Vanderbilt 2, St. John's 0
June 2	Vanderbilt 4, Clemson 3
June 3	Vanderbilt 19, Clemson 6

2017

Clemson, S.C.

June 2	Vanderbilt 13, St. John's 4
June 3	Vanderbilt 9, Clemson 4
June 4	Clemson 6, Vanderbilt 0
June 5	Vanderbilt 8, Clemson 0

2016

Nashville, Tenn.

June 4	Xavier 15, Vanderbilt 1
June 4	Washington 9, Vanderbilt 8

2015 - National Runner-up

Nashville, Tenn.

May 29	Vanderbilt 9, Lipscomb 1
May 30	Vanderbilt 6, Indiana 4
June 1	Vanderbilt 21, Radford 0

2014 - National Champions

Nashville, Tenn.

May 30	Vanderbilt 11, Xavier 0
May 31	Vanderbilt 7, Oregon 2
June 1	Vanderbilt 3, Oregon 2

2013

Nashville, Tenn.

May 31	Vanderbilt 9, East Tennessee State 1
June 1	Vanderbilt 10, Illinois 4
June 2	Georgia Tech 5, Vanderbilt 0
June 3	Vanderbilt 7, Georgia Tech 1

2012

Raleigh, N.C.

June 1	Vanderbilt 8, UNC-Wilmington 2
June 2	Vanderbilt 9, NC State 8
June 3	NC State 6, Vanderbilt 5
June 4	NC State 9, Vanderbilt 7

2011 - College World Series

Nashville, Tenn.

June 3	Vanderbilt 10, Belmont 0
June 4	Vanderbilt 10, Troy 2
June 5	Vanderbilt 6, Belmont 1

2010

Louisville, Ky.

June 4	Vanderbilt 8, Illinois State 7 (13)
June 5	Louisville 7, Vanderbilt 1
June 6	Vanderbilt 10, Illinois State 4
June 6	Vanderbilt 7, Louisville 0
June 7	Vanderbilt 3, Louisville 2 (10)

2009

Louisville, Ky.

May 29	Middle Tennessee 5, Vanderbilt 4
May 30	Vanderbilt 10, Indiana 0
May 31	Vanderbilt 6, Middle Tennessee 0
May 31	Vanderbilt 8, Louisville 4
June 1	Louisville 5, Vanderbilt 3

2008

Tempe, Ariz.

May 30	Oklahoma 8, Vanderbilt 5
May 31	Vanderbilt 9, Stony Brook 4
June 1	Oklahoma 11, Vanderbilt 10

2007

Nashville, Tenn.

June 1	Vanderbilt 2, Austin Peay 1 (11)
June 2	Michigan 4, Vanderbilt 3
June 3	Vanderbilt 11, Austin Peay 5
June 3	Vanderbilt 10, Michigan 7
June 4	Michigan 4, Vanderbilt 3 (10)

2006

Atlanta, Ga.

June 2	Vanderbilt 5, Michigan
June 3	Georgia Tech 7, Vanderbilt 3
June 4	Vanderbilt 5, Michigan 4
June 4	Georgia Tech 8, Vanderbilt 4

2004

Charlottesville, Va.

June 4	Vanderbilt 7, George Mason 3
June 5	Vanderbilt 11, Princeton 1
June 6	Vanderbilt 7, Virginia 3

1980

Tallahassee, Fla.

May 22	Western Kentucky 15, Vanderbilt 4
May 23	New Orleans 8, Vanderbilt 2
(game completed on May 24 due to rain)	

1974

Starkville, Miss.

May 23	Vanderbilt 2, East Carolina 1
May 24	Miami 7, Vanderbilt 1
May 25	Ga. Southern 5, Vanderbilt 3

1973

Starkville, Miss.

May 24	Vanderbilt 6, Georgia Southern 2
May 26	Vanderbilt 4, North Carolina State 2
May 26	Georgia Southern 5, Vanderbilt 2
May 28	Miami 6, Vanderbilt 5

Individual Records

Hitting and Base Running

Category

	vs Opponent
At-Bats.....	7.....4x, last Connor Kaiser at Clemson (6/3/18)
Runs.....	4.....3x, last Stephen Scott at Clemson (6/3/18)
Hits.....	5.....2x, last Connor Kaiser at Clemson (6/3/18)
RBI.....	10.....Connor Kaiser at Clemson (6/3/18)
Doubles.....	3.....Twice, last Julian Infante vs. Indiana State (6/1/19)
Triples.....	1.....11x, last Philip Clarke vs. Indiana State (6/2/19)
Home Runs.....	3.....Connor Kaiser at Clemson (6/3/18)
Total Bases.....	14.....Connor Kaiser at Clemson (6/3/18)
Walks.....	3.....7x, last Pat DeMarco vs. Ohio State (5/31/19)
Strikeouts.....	4.....2x, last Connor Kaiser vs. Clemson (6/3/17)
Sac Hits.....	2.....3x, last Ro Coleman vs. St. John's (6/2/17)
Sac Flies.....	2.....Anthony Gomez vs. Troy (6/4/11)
Stolen Bases.....	2.....4x, last Ethan Paul vs. Clemson (6/5/17)
Stolen Bases Atts.....	4.....Ethan Paul vs. Clemson (6/5/17)
Hit-by-Pitch.....	2.....3x, last R. Wiseman, J. Kendall vs. Radford (5/31/15)

Pitching

Category

	vs Opponent
Innings Pitched.....	9.0.....9x, last Drake Fellows vs. Ohio State (5/31/19)
	Walker Buehler vs. Oregon (6/1/14)
	Richie Goodenow vs. Louisville (6/6/10)
	Caleb Cotham vs. Middle Tennessee (5/31/09)
	David Price vs. Austin Peay (6/1/07)
	Matt Buschmann vs. Michigan (6/2/06)
	Ryan Mullins vs. Princeton (6/5/04)
	Jeff Peeples vs. Georgia Southern (5/24/73)
	Jeff Peeples vs. Miami (Fla.) (5/28/73)
Most Hits.....	13.....David Nenad vs. Western Kentucky (5/22/80)
Runs.....	9.....David Nenad vs. Western Kentucky (5/22/80)
Earned Runs.....	9.....David Nenad vs. Western Kentucky (5/22/80)
Walks.....	6.....Jack Armstrong vs. Illinois State (6/6/10)
Strikeouts.....	17.....David Price vs. Austin Peay (6/1/07)
Wild Pitches.....	2.....3x, last Mason Hickman vs. Indiana State (6/2/19)
Low Hit CG.....	2.....Richie Goodenow vs. Louisville (6/6/10)

Fielding

Category

	vs Opponent
Putouts.....	21.....Shea Robin vs. Austin Peay (6/1/07)
Assists.....	7.....Brian Harris vs. Louisville (6/7/10)
Errors.....	3.....Ted Shipley vs. Miami (Fla.) (5/24/74)
Passed Balls.....	1.....5x, last Stephen Scott at Clemson (6/3/18)

Team Records

Hitting and Base Running

Category

	vs Opponent
At-Bats.....	49.....Illinois State (6/4/10)
Runs.....	21.....Radford (5/31/5)
Hits.....	20.....2x, last Clemson (6/3/18)
RBI.....	20.....Radford (5/31/15)
Doubles.....	8.....Clemson (6/3/17)
Triples.....	4.....Radford (5/31/15)
Home Runs.....	9.....Clemson (6/3/18)
Total Bases.....	48.....Clemson (6/3/18)
Sac Hits.....	4.....2x, last St. John's (6/2/17)
Sac Flies.....	2.....8x, last St. John's (6/2/17)
Stolen Bases.....	8.....UNC-Wilmington (6/1/12)
SB Attempts.....	9.....UNC-Wilmington (6/1/12)
Walks.....	11.....Clemson (6/3/18)
Hit-by-Pitch.....	7.....Radford (5/31/15)
Strikeouts.....	11.....6x, last Clemson (6/3/18)
Left on Base.....	17.....Twice, last Illinois State (6/6/10)

Pitching

Category

	vs Opponent
Innings Pitched.....	13.0.....Twice, last Illinois State (6/4/10)
Most Hits.....	13.....Twice, last at NC State (6/4/12)
Fewest Hits.....	2.....Twice, last Louisville (6/6/10)
Fewest Runs.....	0.....7x, last St. John's (6/1/18)
Walks.....	12.....New Orleans (5/23/80)
Fewest Walks.....	0.....UNC-Wilmington (6/1/12)
Strikeouts.....	22.....Austin Peay (6/1/07)
Wild Pitches.....	2.....4x, last Indiana State (6/2/19)

Fielding

Category

	vs Opponent
Assists.....	18.....NC State (6/2/12)
Errors.....	6.....Miami (Fla.) (5/24/74)

Miscellaneous

Category

	vs Opponent
Margin of Victory.....	21.....Radford - 21-0 (5/31/15)

NCAA Super Regional History

Individual Records

Hitting and Base Running

Category	vs Opponent
At-Bats.....	6.....5x, last C. Kaiser, S. Scott vs. Mississippi State (6/10/18)
Runs.....	3.....5x, last Tyler Campbell at Illinois (6/6/15)
Hits.....	4.....3x, last Bryan Reynolds vs. Stanford (6/6/14)
RBI.....	6.....Aaron Westlake vs. Oregon State (6/11/11)
Doubles.....	2.....3x, last Rhett Wiseman vs. Stanford (6/7/14)
Triples.....	1.....4x, last Pat DeMarco vs. Duke (6/8/19)
Home Runs.....	3.....Aaron Westlake vs. Oregon State (6/11/11)
Total Bases.....	12.....Aaron Westlake vs. Oregon State (6/11/11)
Walks.....	3.....4x, last Harrison Ray vs. Duke (6/7/19)
Strikeouts.....	4.....Cesar Nichols at Texas (6/11/04)
Sac Hits.....	1.....10x, last Tyler Campbell at Illinois (6/8/15)
Sac Flies.....	1.....5x, last Stephen Scott vs. Duke (6/8/19)
Stolen Bases.....	2.....4x, last Ethan Paul vs. Duke (6/9/19)
Stolen Bases Atts.....	2.....4x, last Ethan Paul vs. Duke (6/9/19)
Hit-by-Pitch.....	1.....Several times

Pitching

Category	vs Opponent
Innings Pitched.....	9.0.....Kumar Rocker vs. Duke (6/8/19)
Most Hits.....	8.....4x, last Kyle Wright at Oregon State (6/10/17)
Runs.....	7.....4x, last Drake Fellows vs. Duke (6/7/19)
Earned Runs.....	7.....2x, last Kyle Wright at Oregon State (6/10/17)
Walks.....	5.....Carson Fulmer at Illinois (6/6/15)
Strikeouts.....	19.....Kumar Rocker vs. Duke (6/8/19)
Wild Pitches.....	2.....4x, last Drake Fellows vs. Mississippi State (6/8/18)

Fielding

Category	vs Opponent
Putouts.....	16.....Ty Duvall vs. Duke (6/9/19)
Assists.....	6.....Twice, last Philip Clarke vs. Duke (6/8/19)
Errors.....	2.....Dansby Swanson vs. Stanford (6/8/14)
Passed Balls.....	2.....Spencer Navin vs. Louisville (6/8/13)

Team Records

Hitting and Base Running

Category	vs Opponent
At-Bats.....	43.....2x, last vs. Mississippi State (6/10/18)
Runs.....	13.....Twice, last vs. Duke (6/9/19)
Hits.....	16.....at Florida State (6/11/10)
RBI.....	12.....vs. Duke (6/9/19)
Doubles.....	5.....at Florida State (6/11/10)
Triples.....	1.....4x, last vs. Duke (6/9/19)
Home Runs.....	5.....vs. Duke (6/9/19)
Total Bases.....	33.....at Florida State (6/11/10)
Sac Hits.....	3.....at Florida State (6/12/10)
Sac Flies.....	1.....5x, last vs. Duke (6/8/19)
Stolen Bases.....	6.....2x, last at Illinois (6/8/15)
SB Attempts.....	6.....2x, last at Illinois (6/8/15)
Walks.....	10.....vs. Mississippi State (6/10/18)
Hit-by-Pitch.....	4.....at Florida State (6/13/10)
Strikeouts.....	16.....vs. Mississippi State (6/10/18)
Left on Base.....	17.....vs. Mississippi State (6/10/18)

Pitching

Category	vs Opponent
Innings Pitched.....	11.0.....vs. Mississippi State (6/10/18)
Most Hits.....	16.....at Texas (6/11/04)
Fewest Hits.....	0.....vs. Duke (6/8/19)
Fewest Runs.....	0.....3x, last vs. Duke (6/8/19)
Walks.....	9.....vs. Mississippi State (6/10/18)
Fewest Walks.....	0.....vs. Stanford (6/7/14)
Strikeouts.....	19.....vs. Duke (6/8/19)
Wild Pitches.....	4.....vs. Duke (6/7/19)

Fielding

Category	vs Opponent
Assists.....	15.....vs. Mississippi State (6/10/18)
Errors.....	3.....2x, last vs. Mississippi State (6/8/18)

Miscellaneous

Category	vs Opponent
Margin of Victory.....	11.....Duke (6/9/19)

8 NCAA Super Regionals ★ 10-11 Record

2019 - National Champions

Super Regional - Nashville, Tenn.

June 7	Duke 18, Vanderbilt 5
June 8	Vanderbilt 3, Duke 0
June 8	Vanderbilt 13, Duke 2

2018

Super Regional - Nashville, Tenn.

June 8	Mississippi State 10, Vanderbilt 8
June 9	Vanderbilt 4, Mississippi State 3
June 10	Mississippi State 10, Vanderbilt 6 (11)

2017

Super Regional - Corvallis, Ore.

June 9	Oregon State 8, Vanderbilt 4
June 10	Oregon State 9, Vanderbilt 2

2015 - National Runner-up

Super Regional - Champaign, Ill.

June 6	Vanderbilt 13, Illinois 0
June 8	Vanderbilt 4, Illinois 2

2014 - National Champions

Super Regional - Nashville, Tenn.

June 6	Vanderbilt 11, Stanford 6
June 7	Stanford 5, Vanderbilt 4
June 8	Vanderbilt 12, Stanford 5

2013

Super Regional - Nashville, Tenn.

June 8	Louisville 5, Vanderbilt 3
June 9	Louisville 2, Vanderbilt 1

2011 - College World Series

Super Regional - Nashville, Tenn.

June 10	Vanderbilt 11, Oregon State 1
June 11	Vanderbilt 9, Oregon State 3

2010

Super Regional - Tallahassee, Fla.

June 11	Florida State 9, Vanderbilt 8
June 12	Vanderbilt 6, Florida State 2
June 13	Florida State 7, Vanderbilt 6

2004

Super Regional - Austin, Texas

June 11	Texas 15, Vanderbilt 3
June 12	Texas 10, Vanderbilt 2

College World Series History

3 College World Series ★ 11-6 Record

2019 - National Champions

College World Series

June 16	Vanderbilt 3, Louisville 1
June 19	Vanderbilt 6, Mississippi State 3
June 21	Vanderbilt 3, Louisville 2
June 24	Michigan 7, Vanderbilt 4
June 25	Vanderbilt 4, Michigan 1
June 26	Vanderbilt 8, Michigan 2

2015 - National Runner-up

College World Series

June 15	Vanderbilt 4, Cal State Fullerton 3
June 16	Vanderbilt 1, TCU 0
June 19	Vanderbilt 7, TCU 1
June 22	Vanderbilt 5, Virginia 1
June 23	Virginia 3, Vanderbilt 0
June 24	Virginia 4, Vanderbilt 2

2014 - National Champions

College World Series

June 14	Vanderbilt 5, Louisville 3
June 16	Vanderbilt 6, UC Irvine 4
June 20	Texas 4, Vanderbilt 0
June 21	Vanderbilt 4, Texas 3 (10)
June 23	Vanderbilt 9, Virginia 8
June 24	Virginia 7, Vanderbilt 2
June 25	Vanderbilt 3, Virginia 2

2011

College World Series

June 18	Vanderbilt 7, North Carolina 3
June 20	Florida 3, Vanderbilt 1
June 22	Vanderbilt 5, North Carolina 1
June 24	Florida 6, Vanderbilt 4

Individual Records

Hitting and Base Running

Category	vs Opponent
At-Bats.....	5..... Several times
Runs.....	2.... 10x, last Pat DeMarco/Austin Martin vs. Michigan (6/26/19)
Hits.....	3..... 6x, last Philip Clarke vs. Michigan (6/26/19)
RBI.....	4..... Stephen Scott vs. Mississippi State (6/19/19)
Doubles.....	2..... 3x, last Zander Wiel vs. Cal State Fullerton (6/12/15)
Triples.....	1..... 4x, last Bryan Reynolds vs. TCU (6/19/15)
Home Runs.....	2.... Twice, last Stephen Scott vs. Mississippi State (6/19/19)
Total Bases.....	8.... Twice, last Stephen Scott vs. Mississippi State (6/19/19)
Walks.....	3..... 3x, last K. Ellison, V. Conde vs. Louisville (6/14/14)
Strikeouts.....	3.... 12x, last Ty Duvall/Julian Infante vs. Michigan (6/26/19)
Sac Hits.....	1..... 12x, last Harrison Ray vs. Michigan (6/25/19)
Sac Flies.....	1..... 8x, last Ethan Paul vs. Michigan (6/26/19)
Stolen Bases.....	2..... 3x, last Vince Conde vs. Texas (6/21/15)
Stolen Bases Atts.....	2..... 3x, last Vince Conde vs. Texas (6/21/15)
Hit-by-Pitch.....	1..... 14x, last Pat DeMarco vs. Michigan (6/24/19)

Pitching

Category	vs Opponent
Innings Pitched.....	7.2..... Carson Fulmer vs. Virginia (6/22/15)
Most Hits.....	12..... Sonny Gray vs. Florida (6/24/11)
Runs.....	6..... Twice, last Tyler Beede vs. Virginia (6/24/14)
Earned Runs.....	6..... Twice, last Tyler Beede vs. Virginia (6/24/14)
Walks.....	6..... Carson Fulmer vs. Texas (6/21/14)
Strikeouts.....	11..... Kumar Rocker vs. Michigan (6/25/19)
Wild Pitches.....	3..... Carson Fulmer vs. Cal State Fullerton (6/12/15)

Fielding

Category	vs Opponent
Putouts.....	14..... 3x, last Philip Clarke vs. Michigan (6/26/19)
Assists.....	8..... Dansby Swanson vs. Virginia (6/24/15)
Errors.....	1..... Several Times
Passed Balls.....	1..... Twice, last Philip Clarke vs. Michigan (6/24/19)

Team Records

Hitting and Base Running

Category	vs Opponent
At-Bats.....	40..... Texas (6/21/14)
Runs.....	9..... Virginia (6/23/14)
Hits.....	11..... 3x, last TCU (6/19/15)
RBI.....	9..... Virginia (6/23/14)
Doubles.....	5..... Cal State Fullerton (6/12/15)
Triples.....	1..... 4x, last TCU (6/19/15)
Home Runs.....	2..... 3x, last vs. Mississippi State (6/19/19)
Total Bases.....	17..... vs. Mississippi State (6/19/19)
Sac Hits.....	3..... TCU (6/16/15)
Sac Flies.....	2..... North Carolina (6/18/11)
Stolen Bases.....	5*..... UC Irvine (6/16/14)
SB Attempts.....	5..... UC Irvine (6/16/14)
Walks.....	9..... Louisville (6/14/14)
Hit-by-Pitch.....	2..... 4x, last vs. Mississippi State (6/19/19)
Strikeouts.....	14..... TCU (6/16/15)
Left on Base.....	13..... UC Irvine (6/16/14)
*CWS record	

Pitching

Category	vs Opponent
Innings Pitched.....	10.0..... Texas (6/21/14)
Most Hits.....	15..... Virginia (6/23/14)
Fewest Hits.....	3..... UC Irvine (6/16/14)
Fewest Runs.....	0..... TCU (6/16/15)
Walks.....	7..... Twice, last Texas (6/21/14)
Fewest Walks.....	1..... 3x, last Virginia (6/23/15)
Strikeouts.....	14..... Michigan (6/26/19)
Wild Pitches.....	3..... Cal State Fullerton (6/12/15)

Fielding

Category	vs Opponent
Assists.....	20..... Virginia (6/24/15)
Errors.....	2..... 4x, last vs. Michigan (6/25/19)

Miscellaneous

Category	vs Opponent
Margin of Victory.....	6..... Twice, last vs. Michigan, 8-2 (6/26/19)

Hawkins Field Records

Vanderbilt Individual Game Highs

Batting	
At bats	9 Anthony Gomez vs. Louisville (5/11/10)
Runs scored	5 Brian Harris vs. Georgia (4/30/10)
Hits	5 Four times, last Ethan Paul vs. Florida (3/22/19)
RBI's	7 4x, last Pat DeMarco vs. Davidson (3/5/19)
Doubles	3 Three times, last Julian Infante vs. Indiana State (6/1/19)
Triples	2 Tony Kemp vs. Siena (3/13/12)
Home runs	3 Aaron Westlake vs. Oregon State (6/11/11)
Total bases	12 Aaron Westlake vs. Oregon State (6/11/11)
Walks	5 JJ Bleday vs. Middle Tennessee (5/15/18)
Strikeouts	4 seven times, last Austin Martin vs. UMass-Lowell (2/28/18)
Sac hits	3 Riley Reynolds vs. UIC (3/6/09)
Sac flies	2 Six times, last Harrison Ray vs. Dayton (3/2/19)
Stolen bases	4 Jack Lupo vs. Monmouth (2/23/13)
Hit by pitch	2 45 times
Caught stealing	2 Four times, last Tony Kemp vs. Georgia Tech (6/3/13)
Runners LOB	10 Curt Casali vs. LSU (4/24/11)
Fielding	
Putouts	21 Shea Robin vs. Austin Peay (6/1/07)
Assists	11 Ryan Klosterman vs. East Tenn. State (2/18/03)
Errors	3 three times, last Riley Reynolds vs. Evansville (3/20/12)
Passed balls	3 Three times, last Aaron Westlake vs. UIC (3/5/09)
Pitching	
Innings pitched	10.0 David Price vs. Ole Miss (3/16/07)
Strikeouts	19 Kumar Rocker vs. Duke (6/8/19)
Wild pitches	3 seven times, last Maddux Conger vs. Austin Peay (2/27/18)
Hit batters	4 twice, last Greg Moviell vs. Tennessee Tech (2/22/06)

Vanderbilt Team Superlatives

Batting	
At bats	63 vs. Louisville (5/11/10)
Runs scored	24 vs. Davidson (3/5/19)
Hits	24 vs. Niagara (2/21/10)
RBI's	23 vs. Davidson (3/5/19)
Doubles	10 vs. Connecticut (3/1/02)
Triples	4 vs. Radford (6/1/15)
Home runs	5 vs. Duke (6/9/19)
Total bases	38 vs. Tennessee Tech (4/30/19)
Walks	19 vs. Middle Tennessee (5/15/18)
Strikeouts	19 vs. Ole Miss (4/10/15)
Sac hits	4 Twice, last vs. Georgia Tech (6/3/13)
Sac flies	5 vs. Vermont (3/1/09)
Stolen bases	8 vs. Southern Illinois (2/22/04)
Hit by pitch	6 Three times, last vs. Rhode Island (3/4/12)
Caught stealing	4 Twice, last vs. Georgia (3/23/12)
Runners LOB	17 Twice, last vs. Mississippi State (6/10/18)
Hit into DP	5 vs. Niagara (2/21/10)
Fielding	
Putouts	51 vs. Louisville (5/20/10)
Assists	22 vs. Louisville (5/20/10)
Errors	5 Three times, last vs. Evansville (3/20/12)
Passed balls	3 Three times, last vs. UIC (3/5/09)
DP's turned	3 17 times, last vs. LSU (3/24/18)
Pitching	
Innings pitched	17.0 vs. Louisville (5/11/10)
Walks allowed	12 vs. Austin Peay (2/27/19)
Strikeouts	22 Twice, last vs. Ole Miss (4/10/15)
Hits allowed	22 vs. Arkansas (4/14/19)
Wild pitches	4 Five times, last vs. Duke (6/7/19)
Hit batters	5 vs. Middle Tennessee State (3/26/08)

Miscellaneous Records

Win-Loss All-Time.....	469-165-1 (.739)
Most Wins in a Season	34 (2007, 2013)
Most Losses in a Season	12 (2005, 2006, 2012)
Longest Win Streak	15 games (2/18-3/16/07)
Longest Losing Streak	Four Games (2/24-29/12)
Largest Attendance.....	3,700
	Three times, last vs. Tennessee (5/16/09)
Longest Game (Time).....	5:33 vs. Louisville (5/11/10)
Shortest Game - 9 Innings (Time).....	1:58 vs. Belmont (3/30/04)

Longest Game (Innings).....	17.0 vs. Louisville (5/11/10)
Shortest Game (Innings).....	5.0, twice, last vs. UT-Martin (2/23/16)
Most Combined Runs.....	33, South Carolina (20), Vanderbilt (13) (4/14/02)
Most Combined Hits.....	37, Vanderbilt (24), Niagara (13) (2/21/10)
Most Combined Errors	9, Belmont (5), Vanderbilt (4) (3/13/02)
Largest Margin of Victory.....	22 vs. Davidson (Vanderbilt 24, Davidson 2) (3/5/19)
Largest Margin of Defeat.....	15 vs. Western Kentucky (WKU 17, Vanderbilt 2) (3/16/10)

Hawkins Field Facts

- ★ Officially dedicated April 27, 2002
- ★ Capacity (3,626) – 2,200 chairback seats; 1,426 bleacher seats
- ★ Since 2007 Vanderbilt is 361-106-1 (.772) at Hawkins Field.
- ★ There have been 130 total sellouts in the stadium's history.

Yearly Records at Hawkins Field

2019.....	33-6	2009.....	22-11
2018.....	23-11	2008.....	22-9
2017.....	21-11-1	2007.....	34-4
2016.....	31-7	2006.....	23-12
2015.....	28-8	2005.....	23-12
2014.....	31-10	2004.....	28-5
2013.....	34-7	2003.....	19-10
2012.....	22-12	2002.....	15-20
2011.....	33-4	Totals.....	469-165-1 (.739)
2010.....	27-6		

Hawkins Field Attendance Records

Single Game	
1. 3,700	Tennessee May 16, 2009
	Tennessee May 15, 2009
	Florida April 4, 2009
4. 3,693	Arkansas May 22, 2010
5. 3,645	Tennessee April 29, 2011
6. 3,626	44 games - most recent listed
	Duke* June 9, 2019
	Duke* June 8, 2019
	Duke* June 7, 2019
	Indiana State^ June 2, 2019
	Indiana State^ June 1, 2019

^ - NCAA Regional * - NCAA Super Regional

Three-Game Series

1. 10,878	Florida..... May 7-9, 2015
	Stanford* June 6-8, 2014
3. 10,661	Tennessee March 27-29, 2015
4. 10,640	Kentucky..... April 15-17, 2016
5. 10,636	South Carolina March 31-April 2, 2016
6. 10,582	Mississippi State..... March 18-20, 2016
7. 10,528	Georgia April 29-May 1, 2016
8. 10,400	Florida April 13-15, 2017
9. 10,338	Tennessee May 14-16, 2009
10. 10,277	Ole Miss April 9-11, 2015

^ - NCAA Regional * - NCAA Super Regional

Commodore Honors

Golden Spikes Award

2007 David Price

Golden Spikes Award (finalist)

2007 David Price
Pedro Alvarez
2013 Tyler Beede
2015 Carson Fulmer
Dansby Swanson
2019 JJ Bleday

Dick Howser Trophy

2007 David Price

Brooks Wallace Award

2007 David Price
2015 Dansby Swanson

ABCA National Player of the Year

2015 Dansby Swanson

Perfect Game National Player of the Year

2015 Dansby Swanson

D1Baseball.com National Player of the Year

2015 Dansby Swanson

Rawlings Gold Bat Award

2015 Dansby Swanson

Rogers Clemens Award (National Pitcher of the Year)

2007 David Price
2015 Carson Fulmer

D1Baseball.com National Pitcher of the Year

2015 Carson Fulmer

Perfect Game National Pitcher of the Year

2015 Carson Fulmer

Baseball America National Freshman of the Year

2019 Kumar Rocker

D1Baseball.com National Freshman of the Year

2019 Kumar Rocker

Rawlings Gold Glove Award

2011 Sonny Gray
2014 Vince Conde
2017 Jeren Kendall

National Coach of the Year

2014 Tim Corbin
2019 Tim Corbin

All-America (First Team)

1980 Scotti Madison • C ABCA
Sporting News
1993 Vee Hightower • CF Mizuno
1999 Hunter Bledsoe • 3B Collegiate Baseball
College Baseball Insider
NCBWA
2004 Warner Jones • DH ABCA
Baseball America
2006 Pedro Alvarez • 3B Baseball America
2007 Pedro Alvarez • 3B Baseball America
NCBWA
Rivals.com
Dominic de la Osa • OF ABCA
Collegiate Baseball
Rivals.com
David Price • P ABCA
Baseball America
Collegiate Baseball
NCBWA
Rivals.com
Casey Weathers • P ABCA
Baseball America
Collegiate Baseball
Rivals.com
2011 Sonny Gray • P ABCA
Perfect Game
Jason Esposito • 3B ABCA
2013 Tony Kemp • 2B ABCA
Baseball America
Collegiate Baseball
NCBWA
Perfect Game
Tyler Beede • P NCBWA
2015 Carson Fulmer • P ABCA
Baseball America
Collegiate Baseball
D1Baseball.com
NCBWA
PG
Dansby Swanson • SS ABCA
Baseball America
D1Baseball.com
NCBWA
Perfect Game
2019 JJ Bleday • OF ABCA
Baseball America
Collegiate Baseball
D1Baseball.com
NCBWA
Perfect Game
Tyler Brown • P Perfect Game
Austin Martin • 3B Baseball America
D1Baseball.com
Ethan Paul • SS Perfect Game

All-America (Second Team)

1973 Jeff Peebles • P Coaches
1985 Joey Cora • SS ABCA
1993 Vee Hightower • CF Baseball America
NCBWA
1994 Boomer Whipple • 3B ABCA
1998 Clinton Johnston • OF/P Baseball America
Baseball Weekly
Collegiate Baseball
Sporting News
2004 Warner Jones • 2B Collegiate Baseball
NCBWA
2007 Pedro Alvarez • 3B ABCA
Collegiate Baseball
Dominic de la Osa • OF Baseball America
NCBWA
Ryan Flaherty • SS ABCA
Rivals.com
2011 Sonny Gray • P Baseball America
Grayson Garvin • P Baseball America
Collegiate Baseball
Aaron Westlake • 1B Baseball America
Jason Esposito • 3B Baseball America
2013 Tyler Beede • P ABCA
Baseball America
Collegiate Baseball
Perfect Game
Connor Harrell • OF ABCA
NCBWA
2014 Dansby Swanson • 2B Perfect Game
2015 Rhett Wiseman • OF Perfect Game
2017 Kyle Wright • RHP Baseball America
2019 Tyler Brown • P Collegiate Baseball
NCBWA
Drake Fellows • P Collegiate Baseball
NCBWA
Austin Martin • 3B ABCA
Collegiate Baseball
Patrick Raby • P Collegiate Baseball

Commodore Honors

All-America (Third Team)

1984	Joey Cora • SS	ABCA
1987	Greg Smith • 1B	ABCA
1991	Greg Thomas • 1B	ABCA Baseball America
1993	Boomer Whipple • 3B	ABCA
1994	Nick Morrow • OF	ABCA
2004	Jeremy Sowers • LHP	Baseball America
2006	David Price • P	NCBWA
2007	Casey Weathers • P	NCBWA
2013	Brian Miller • P	Collegiate Baseball
	Mike Yastrzemski • OF	NCBWA
	Kevin Ziomek • P	Baseball America NCBWA
2014	Dansby Swanson • 2B	ABCA Baseball America Collegiate Baseball
	Vince Conde • SS	Perfect Game
2016	Jeren Kendall • OF	NCBWA
	Bryan Reynolds • OF	D1Baseball.com NCBWA
2017	Jeren Kendall • OF	Baseball America
2019	Philip Clarke • C	ABCA
	Drake Fellows • P	Perfect Game
	Austin Martin • 3B	NCBWA Perfect Game

Freshman All-America (First Team)

1991	Vee Hightower • CF	Baseball America
	Greg Thomas • 1B	Baseball America Collegiate Baseball
1996	Clinton Johnston • OF	Baseball America
1999	Aaron Fausett • OF	Baseball America
2002	Jeremy Sowers • P	Collegiate Baseball
2003	Jensen Lewis • P	Collegiate Baseball
2005	David Price • P	Collegiate Baseball
2006	Pedro Alvarez • 3B	Baseball America Collegiate Baseball
2007	Mike Minor • P	Baseball America Collegiate Baseball
2009	Sonny Gray • P	Collegiate Baseball
	Riley Reynolds • IF	Collegiate Baseball
	Aaron Westlake • IF	Collegiate Baseball
2010	Anthony Gomez • IF	Baseball America Collegiate Baseball
2011	Tony Kemp • OF	Baseball America Collegiate Baseball Perfect Game
	Conrad Gregor • DH	Collegiate Baseball
2013	Carson Fulmer • P	Collegiate Baseball
	Xavier Turner • 3B	Baseball America Collegiate Baseball
2014	Bryan Reynolds • OF	Baseball America Collegiate Baseball NCBWA Perfect Game
	Hayden Stone • P	Perfect Game
2015	Jeren Kendall • OF	Baseball America Collegiate Baseball D1Baseball.com
	Will Toffey • 3B	Collegiate Baseball
	Kyle Wright • P	Baseball America Collegiate Baseball D1Baseball.com
2016	Alonzo Jones • DH/UT	Collegiate Baseball
	Ethan Paul • DH/UT	Collegiate Baseball
	Patrick Raby • P	Collegiate Baseball
2018	Philip Clarke • DH	Collegiate Baseball
	Pat DeMarco • OF	Collegiate Baseball
	Mason Hickman • P	Collegiate Baseball
	Austin Martin • OF	Collegiate Baseball
2019	Kumar Rocker • P	Baseball America D1Baseball.com

Freshman All-America (Second Team)

1991	Nick Morrow • OF	Baseball America
1997	Matt Kata • SS	Baseball America
1997	Damon Yee • P	Baseball America Collegiate Baseball
1999	Karl Nonemaker • OF	Baseball America
1999	Mark Prior • UTL	Baseball America
2005	David Price • P	Baseball America
2011	T.J. Pecoraro • P	NCBWA
	Kevin Ziomek • P	NCBWA
2014	Hayden Stone • P	Baseball America
2015	Jeren Kendall • OF	Perfect Game
	Will Toffey • 3B	Baseball America D1Baseball.com Perfect Game
	Kyle Wright • P	Perfect Game
2016	Alonzo Jones • DH/UT	Baseball America
2018	Austin Martin • UT/3B/OF	Baseball America NCBWA Perfect Game
2019	Kumar Rocker • P	Perfect Game

Freshman All-America (Honorable Mention)

1999	Aaron Fausett • OF	Collegiate Baseball
1999	Karl Nonemaker • OF	Collegiate Baseball
2000	Taylor Childress • P	Collegiate Baseball
2001	Robert Ransom • P	Collegiate Baseball
2006	Ryan Flaherty • IF	Collegiate Baseball

Commodore Honors

College World Series Most Outstanding Player

2014	Dansby Swanson
2019	Kumar Rocker

College World Series All-Tournament Team

2011	Tony Kemp, OF Connor Harrell, OF
2014	Dansby Swanson, 2B Tyler Campbell, 3B John Norwood, OF Rhett Wiseman, OF
2015	Zander Wiel, 1B Bryan Reynolds, OF
2019	Philip Clarke, C Austin Martin, 3B JJ Bleday, OF Kumar Rocker, P

NCAA Regional Most Valuable Players

2004	Cesar Nicolas, DH
2010	Richie Goodenow, P
2011	Jason Esposito, 3B
2013	Mike Yastrzemski, OF
2014	Tyler Beede, P
2015	Dansby Swanson, SS
2017	Will Toffey, OF
2018	Connor Kaiser, SS
2019	Julian Infante, 1B

2004 Charlottesville (Va.) Regional All-Tournament

Warner Jones, 2B
Ryan Klosterman, SS
Worth Scott, OF
Aaron Garza, OF
Antoan Richardson, OF
Cesar Nicolas, DH
Jeremy Sowers, P
MVP – Cesar Nicolas, DH

2006 Atlanta Regional All-Tournament

Pedro Alvarez, 3B
Ryan Davis, OF
Matt Buschmann, P

2007 Nashville Regional All-Tournament

Ryan Flaherty, 3B
Matt Meingasner, CF
David Macias, RF
Dominic de la Osa, DH/UTL
David Price, P

2008 Tempe (Ariz.) Regional All-Tournament

Steven Liddle, OF

2009 Louisville (Ky.) Regional All-Tournament

Andrew Giobbi, C
Riley Reynolds, 2B
Jason Esposito, 3B
Aaron Westlake DH/UTL
Caleb Cotham, P

2010 Louisville (Ky.) Regional All-Tournament

Aaron Westlake, 1B
Jason Esposito, 3B
Joe Loftus, OF
Connor Harrell, OF
Richie Goodenow, P
MVP – Richie Goodenow, P

2011 Nashville Regional All-Tournament

Aaron Westlake, 1B
Bryan Reynolds, 2B
Jason Esposito, 3B
Anthony Gomez, SS
Mike Yastrzemski, OF
Conrad Gregor, DH/UTL
Sonny Gray, P
Taylor Hill, P
MVP – Jason Esposito, 3B

2012 Raleigh (N.C.) Regional All-Tournament

Spencer Navin, C
Conrad Gregor, 1B
Anthony Gomez, SS
Mike Yastrzemski, OF
T.J. Pecoraro, P
Tyler Beede, P

2013 Nashville Regional All-Tournament

Spencer Navin, C
Conrad Gregor, 1B
Tony Kemp, 2B
Xavier Turner, 3B
Mike Yastrzemski, OF
Kevin Ziomek, P
MVP – Mike Yastrzemski, OF

2014 Nashville Regional All-Tournament

Dansby Swanson, 2B
Vince Conde, SS
Bryan Reynolds, OF
Tyler Beede, P
Walker Buehler, P
MVP – Tyler Beede, P

2015 Nashville Regional All-Tournament

Zander Wiel, 1B
Dansby Swanson, SS
Rhett Wiseman, OF
Bryan Reynolds, OF
Jeren Kendall, OF
Ro Coleman, DH/UTL
Carson Fulmer, P
MVP – Dansby Swanson, SS

2016 Nashville Regional All-Tournament

Jeren Kendall, OF

2017 Clemson (S.C.) Regional All-Tournament

Will Toffey, OF
Ro Coleman, OF
Jeren Kendall, OF
Kyle Wright, P
MVP – Will Toffey

2018 Clemson (S.C.) Regional All-Tournament

Ethan Paul, 3B
Connor Kaiser, SS
Austin Martin, OF
Philip Clarke, DH/UTL
Drake Fellows, P
MVP – Connor Kaiser, SS

2019 Nashville Regional All-Tournament

Julian Infante, 1B
Austin Martin, 3B
Kumar Rocker, P
Drake Fellows, P
MVP – Julian Infante, 1B

Commodore Honors

All-South Region (First Team)

1972	Steve Estep, 2B
1973	Jeff Peeples, P
1974	Ted Shipley, SS
1975	Rick Duncan, OF
1976	Steve Chandler, OF
1977	Jerry Robertson, OF
1977	Mike Wright, C
1978	Scotti Madison, OF
1978	Jerry Williams, C
1980	Scotti Madison, C
1980	Bill Hench, 3B
1984	Joey Cora, SS
1985	Joey Cora, SS
1987	Greg Smith, 1B
1991	Greg Thomas, 1B
1993	Vee Hightower, CF
1993	Boomer Whipple, 3B
1994	Boomer Whipple, 3B
1999	Hunter Bledsoe, 3B
1999	Karl Nonemaker, OF
2000	Karl Nonemaker, OF
2003	Jeremy Sowers, LHP
2004	Warner Jones, 2B
	Ryan Klosterman, SS
	Jeremy Sowers, LHP
2006	Pedro Alvarez, 3B
	David Price LHP
2007	Pedro Alvarez, 3B
	Dominic de la Osa OF
	Ryan Flaherty, SS
	David Price P
	Casey Weathers, P
2008	David Macias, OF
2009	Steven Liddle, OF
2013	Tyler Beede, P
	Tony Kemp, 2B
	Connor Harrell, OF
	Mike Yastrzemski, OF
2014	Dansby Swanson, 2B
2015	Carson Fulmer, P
	Dansby Swanson, SS
2019	JJ Bleday, OF
	Philip Clarke, C
	Austin Martin, 3B
	Tyler Brown, RP

All-South Region (Second Team)

2004	Cesar Nicolas, 1B/DH
2008	Pedro Alvarez, 3B
2009	Aaron Westlake DH
2014	Vince Conde, SS
	Carson Fulmer, P
2016	Bryan Reynolds, OF
2019	Ethan Paul, SS
	Drake Fellows, P

SEC Player of the Year

1999	Hunter Bledsoe, 3B
2013	Tony Kemp, 2B
2019	JJ Bleday, OF

SEC Pitcher of the Year

2007	David Price, LHP
2011	Grayson Garvin, LHP
2015	Carson Fulmer, RHP

SEC Freshman of the Year

2006	Pedro Alvarez, 3B
2011	Tony Kemp, OF

SEC Tournament MVP

1980	Dave Nenad, DH
2007	Pedro Alvarez (MVP), 3B
2019	JJ Bleday (MVP), OF

SEC Coach of the Year

2007	Tim Corbin
2013	Tim Corbin
2019	Tim Corbin

SEC Legends

2015	Larry Schmittou
2019	Jeremy Sowers

All-SEC (First Team)

1954	Charles Hawkins, P
1956	Bob Gregor, C
1971	Steve Estep, 2B
	Jerry Reasonover, UT
	Jeff Peeples, P
1972	Bill Winchester, 1B
	Steve Estep, 2B
	Jeff Peeples, P
1973	Ted Shipley, SS
	Rick Duncan, OF
	Greg Collins, C
	Jeff Peeples, P
1974	Ted Shipley, SS
	Rick Duncan, OF
	Rick Rhodes, P
1975	Rick Duncan, OF
	Gene Menees, 2B
1976	Steve Chandler, OF
1977	Jerry Robertson, OF
	Mike Wright, C
1978	Scotti Madison, OF
	Jerry Williams, C
1979	Scotti Madison, C
	Jack Nuismer, P
1980	Scotti Madison, C
	Bill Hench, 3B
1982	Erez Borowsky, C
1983	Darren Puskarich, C
1984	Joey Cora, SS
1985	Joey Cora, SS
1987	Greg Smith, 1B
1990	JoJo Smith, P
	Jim Schiffman, OF
1993	Vee Hightower, OF
	Boomer Whipple, 3B
1994	Boomer Whipple, 3B
1995	Josh Paul, OF
1998	Clinton Johnston, OF
1999	Hunter Bledsoe, 3B
2004	Warner Jones, 2B
	Ryan Klosterman, SS
2006	Pedro Alvarez, 3B
2007	Pedro Alvarez, 3B
	Dominic de la Osa, OF
	David Price, P
	Casey Weathers, P
	Pedro Alvarez, 3B
2008	David Macias, OF
2009	Brian Harris, SS
2010	Anthony Gomez, 2B
2011	Aaron Westlake, 1B
	Tony Kemp, OF
	Grayson Garvin, LHP
2012	Anthony Gomez, SS
2013	Tony Kemp, 2B
	Mike Yastrzemski, OF
2014	Dansby Swanson, 2B
	Vince Conde, SS
2015	Carson Fulmer, RHP
2017	Jeren Kendall, OF
	Kyle Wright, RHP
2019	Philip Clarke, C
	Austin Martin, 3B
	JJ Bleday, OF
	Tyler Brown, RP

All-SEC (Second Team)

1960	Channing Workman, 3B
1988	Jim Schiffman, OF
1989	Bob Schabes, DH
1991	Greg Thomas, 1B
1992	Jeff Martin, C
1993	Greg Thomas, 1B
1994	Nick Morrow, OF
1995	Boomer Whipple, 3B
1997	Clinton Johnston, OF
2003	Jeremy Sowers, LHP
2004	Jeremy Sowers, LHP
2005	Jensen Lewis, RHP
2006	David Price, LHP
2007	Ryan Flaherty, SS
2008	Dominic de la Osa, OF
	Alex Feinberg, 2B
	Ryan Flaherty, SS
2009	Steven Liddle, OF
2010	Sonny Gray, RHP
2011	Jason Esposito, 3B
	Conrad Gregor, DH
	Sonny Gray, RHP
2013	Tyler Beede, RHP
	Connor Harrell, OF
2014	Carson Fulmer, RHP
2015	Dansby Swanson, SS
2016	Jeren Kendall, OF
	Bryan Reynolds, OF
	Kyle Wright, RHP
2017	Jeren Kendall, OF
	Kyle Wright, OF

All-SEC Defensive Team

2008	David Macias, OF
2009	Brian Harris, SS
2010	Sonny Gray, P
2011	Sonny Gray, P
	Jason Esposito, 3B
2013	Tony Kemp, 2B
	Mike Yastrzemski, OF
2014	Carson Fulmer, P
2015	Carson Fulmer, P
2016	Jordan Sheffield, P
2017	Jeren Kendall, OF
2018	Connor Kaiser, SS
2019	Julian Infante, 1B
	Austin Martin, 3B

All-SEC East

1963	Elliot Hembree, UT
1969	Jimmy Conn, UT
	Elliott Jones, P
1970	Bill Winchester, 1B
1971	Mike Willis, P
1972	Mike Willis, P
1974	Steve Tinsley, C
1976	Bill Hardin, 3B
1982	Charles DeFrance, OF
	Brian Farley, P
	Cam Stubbs, UT
	Tim Turner, 2B
1983	Doug Fair, OF
1985	Mark Ambrose, P
	Benton Patton, OF

Commodore Honors

SEC All-Freshman

2006	Pedro Alvarez, 3B
2008	Russell Brewer, RHP
2009	Riley Reynolds, 2B Aaron Westlake, DH
2010	Anthony Gomez, 2B Connor Harrell, OF
2011	Conrad Gregor, DH Tony Kemp, OF Kevin Ziomek, LHP
2012	Tyler Beede, RHP
2013	Carson Fulmer, RHP Xavier Turner, 3B Zander Wiel, DH
2014	Bryan Reynolds, OF
2015	Jeren Kendall, OF Will Toffey, 3B Kyle Wright, RHP
2016	Connor Kaiser, SS Ethan Paul, DH
2019	Kumar Rocker, RHP

SEC Tournament Most Valuable Player

1980	Dave Nenad, DH
2007	Pedro Alvarez, 3B
2019	JJ Bleday

SEC All-Tournament Team

1980	Mike Pike, 1B Charles DeFrance, 2B Bill Hench, 3B Scotti Madison, C Jerry Williams, OF Dan Jahnke, P Dave Nenad, DH
1990	Jeff Martin, C Todd Muckerheide, DH
1993	Nick Morrow, 2B
1994	Boomer Whipple, 3B Stephen Wix, C Nick Morrow, OF Craig Sands, OF
1995	Josh Paul, OF Ryan Brown, DH
2004	Cesar Nicolas, DH/1B Warner Jones, 2B Ryan Klosterman, SS Jonathan Douillard, C Jeremy Sowers, LHP
2006	Pedro Alvarez, 3B Dominic de la Osa, OF Ryan Flaherty, SS Shea Robin, DH
2007	Pedro Alvarez, 3B Dominic de la Osa, OF Ryan Flaherty, SS Shea Robin, C
2008	Ryan Flaherty, SS Andrew Giobbi, 1B
2009	Andrew Giobbi, C Mike Minor, LHP Steven Liddle, OF
2010	Aaron Westlake, DH
2011	Sonny Gray, RHP Aaron Westlake, 1B Riley Reynolds, 2B Jason Esposito, 3B Conrad Gregor, DH
2012	Spencer Navin, C Connor Harrell, OF Mike Yastrzemski, OF
2013	Tony Kemp, 2B Conrad Gregor, 1B Connor Harrell, OF Zander Wiel, DH Tyler Beede, P
2015	Jeren Kendall, OF Bryan Reynolds, OF Dansby Swanson, SS Will Toffey, 3B Zander Wiel, 1B
2019	JJ Bleday, OF Pat DeMarco, OF

SEC Player of the Week

1987	David Joine 3.3 Brad Harvie 4.2
1988	Jim Schifman 4.18
1989	Jamie Abbgg 4.19
1993	Vee Hightower 4.12
1994	Nick Morrow 5.17
1996	Josh Adeeb 4.15
1997	Josh Adeeb 4.28
2000	Karl Nonemaker 4.1
2001	Ulises Cabrera 3.12
2003	Warner Jones 5.2
2004	Warner Jones 3.29
2005	Mike Baxter 4.4
2006	Pedro Alvarez 4.17
2017	Jeren Kendall Week 6
2019	Austin Martin Week 1 JJ Bleday Week 7 Stephen Scott Week 14

SEC Pitcher of the Week

1985	Joey Cora 4.3
1986	Cam Hazen 3.24
	Kelly Klippenstein 4.24
1989	Mike McLochlin 4.24
1992	Scott Newell 4.13
1996	Phillip Haigler 4.29
2002	Jeremy Sowers 2.25
2003	Jeremy Sowers 4.8
	Cesar Nicolas 4.22
2004	Jeremy Sowers 5.24
	Jeremy Sowers 3.1
	Ryan Mullins 2.23
2005	Jensen Lewis 2.21
	Ryan Mullins 4.18
2006	David Price 3.13
	David Price 3.27
	David Price 4.3
	David Price 4.1
2007	David Price Week 2
	David Price Week 5
2009	Mike Minor Week 8
2010	Sonny Gray Week 1
	Sonny Gray Week 6
2011	Sonny Gray Week 3
	Grayson Garvin Week 6
2013	Philip Pfeifer Week 2
	Kevin Ziomek Week 3
	Kevin Ziomek Week 4
2015	Carson Fulmer Week 13
	Carson Fulmer Week 14
2016	Jordan Sheffield Week 4
	Jordan Sheffield Week 9
	Jordan Sheffield Week 11
	Kyle Wright Week 13
2017	Kyle Wright Week 9
2018	Mason Hickman Week 7
2019	Drake Fellows Week 6
	Drake Fellows Week 13

SEC Hitter of the Week

2005	Mike Baxter 4.4
2006	Pedro Alvarez 4.17
2007	Pedro Alvarez Week 1 Dom de la Osa Week 12 Dom de la Osa Week 15
2008	David Macias Week 8
2009	Brian Harris Week 10 Aaron Westlake Week 12
2010	Joe Loftus Week 12
2011	Curt Casali Week 8
2012	Anthony Gomez Week 9
2013	Tony Kemp Week 11 Tony Kemp Week 13
2014	Vince Conde Week 5 Vince Conde Week 13
2015	Zander Wiel Week 3 Rhett Wiseman Week 5 Zander Wiel Week 7 Zander Wiel Week 11
2016	Jeren Kendall Week 1

SEC Freshman of the Week

2006	Pedro Alvarez 3.13 Ryan Flaherty 5.22
2009	Aaron Westlake Week 2 Sonny Gray Week 7
2011	Tony Kemp Week 7 Conrad Gregor Week 10
2014	Bryan Reynolds Week 1
2015	Kyle Wright Week 8 Jeren Kendall Week 4
2017	Drake Fellows Week 4
2018	Jayson Gonzalez Week 5 Austin Martin Week 10
2019	Kumar Rocker Week 9

Commodore Honors

NCAA Today's Top VIII

1999 Hunter Bledsoe, 3B

CoSIDA Academic All-American of the Year

1999 Hunter Bledsoe, 3B

CoSIDA Academic All-America (First Team)

1994 Boomer Whipple, 3B

1999 Hunter Bledsoe, 3B

CoSIDA Academic All-America (Second Team)

1989 Rick Holt, 3B

1989 Robert Schabes, DH

1995 Jason Robbins, OF

CoSIDA Academic All-America (Third Team)

1990 Rick Holt, 3B

1995 Boomer Whipple, 3B

CoSIDA Academic All-America (Honorable Mention)

1984 Greg Allen

CoSIDA Academic All-District (First Team)

First Team District IV

Academic All-Americans

2001 Sean Luellwitz

2007 Alex Feinberg

2008 Alex Feinberg

Second Team

District IV Verizon/CoSIDA

Academic All-Americans

2002 Jeff Little

2002 Sean Luellwitz

2004 Ryan Klosterman

Jeff Peeples

The award pays tribute to Jeff Peeples, who was a four-year letterwinner at Vanderbilt from 1970-73.

He was a three-time All-Southeastern Conference selection who helped guide the Commodores to three SEC Tournaments and the 1972 SEC Championship.

Peeples was one of only two pitchers in SEC history to lead the league in earned run average for two consecutive years (1971-72). He also led the conference in victories (12) and strikeouts (113) in 1973.

Peeples still holds Vanderbilt career records for wins (29) and earned run average (1.68).

He went on to play professionally for the St. Louis Cardinals and was inducted into the Tennessee Sports Hall of Fame in the spring of 2001.

Year-by-Year Winners

2001 Sean Luellwitz, 1B Jr.

2002 Sean Luellwitz, 1B Sr.

2003 Jeremy Sowers, LHP So.

2004 Ryan Klosterman, SS Jr.

2005 Mike Baxter, 1B Jr.

2006 Pedro Alvarez, 3B Fr.

2007 David Price, LHP Jr.

2008 David Macias, OF Sr.

2009 Nick Christiani, RHP Sr.

2010 Brian Harris, SS Sr.

2011 Bryan Johns, IF Sr.

2012 Anthony Gomez, IF Jr.

2013 Mike Yastrzemski, OF Sr.

2014 Dansby Swanson, 2B So.

2015 Kyle Smith, OF Jr.

2016 Kyle Smith, OF Sr.

2017 Ro Coleman, OF Sr.

2018 Julian Infante, 1B Jr.

2019 Julian Infante, 1B Sr.

H. Boyd McWhorter Scholar Athlete of the Year Award

2001 – Ulises Cabrera, finalist

2002 – Jeff Little, finalist

1971

Greg Collins (Electrical Engineering); Jeff Love (Pre-Law); Adams Carroll (Pre-Law)

1973

Greg Collins (Electrical Engineering)

1975

Gene Menees (Physical Education); Mike Coyne (Engineering)

1976

Kenny Sholl (Engineering)

1979

Nelson Jennings (Business Administration)

1980

Nelson Jennings (Business Administration)

1981

Cam Stubbs (Physical Education)

1982

Cam Stubbs (Physical Education); Kent Yarbrough (Physical Education)

1983

Tom Hoerman (Political Science); Kent Yarbrough (Physical Education); Jeff Trenning (Economics/Eng.)

1984

Greg Allen (Philosophy); Tim Brecht (Physical Education); Joey Cora (Math); Scott Darling (Comp. Sci.); Tom Hoerman (Political Science); Bob Nicolich (Psychology); Jeff Trenning (Economics/Eng.)

1985

Joey Cora (Math); Jeff Trenning (Economics/Eng.)

1986

Kyle Balch (Math); Joey Jackson (Psychology)

1987

Kyle Balch (Math); Brad Harvie (Education); Bob Schabes (Economics)

1988

Kyle Balch (Math); Bob Schabes (Economics)

1989

Jamie Abbgg (HOD); Jeff Callahan (HOD); Bryant Freer (Biomechanical Engineering); Rick Holt (Undeclared); Bob Schabes (Economics); John Turnbull (Chemistry)

1990

Chip Fridrich (HOD); Rick Holt (Chemistry); Todd Muckerheide (Economics); Jim Schiffman, OF (HOD); John Turnbull (Chem.)

1991

Mickey Ellison (HOD); Rick Holt (Chemistry); John Turnbull (Chem.)

1992

Tom Pendley (Economics)

1993

David Daniels (History); Mickey Ellison (HOD); Nick Morrow (HOD); Tom Pendley (Economics); Brad Reese (HOD); Jason Robbins (Eng. Sci.); Boomer Whipple (Economics)

1994

David Daniels (History); Jason Elliott (HOD); Nick Morrow (HOD); Jason Robbins (Eng. Sci.); Boomer Whipple (Economics)

1995

Ryan Bachman (Philosophy); David Daniels (History); Jason Elliott (HOD); Jason Robbins (Eng. Sci.); Boomer Whipple (Economics)

1996

Ryan Bachman (Philosophy); Ryan Brown, (HOD); Glenn Davis (HOD); Jimmy Dykes (HOD); Paul Seybt (HOD)

1997

Hunter Bledsoe (Eng. Sci.); Chris Christensen (HOD); Justin Dill (HOD); Jimmy Dykes (HOD); Paul Seybt (HOD); David Woods (Engineering)

1998

Chris Christensen (HOD); Justin Dill (HOD); Jimmy Dykes (HOD); Paul Seybt, (HOD); David Woods (Economics)

1999

Hunter Bledsoe (Economics/Eng. Sci.); Kevin Geshke (Arts & Science); Stephen Prather (Arts & Science)

2000

Stephen Prather (Interdisp. Comm.); Kyle Flubacker (Undecided); Kevin Geshke (Math); Jeff Little (Math); Sean Luellwitz (HOD); Karl Nonemaker (HOD); Scott Vanderhoff (HOD)

2001

Rob Bedwell (HOD); Ulises Cabrera (HOD); Taylor Childress (HOD); K.C. Dyer (Undecided); Kyle Flubacker (Philosophy); Kevin Geshke (Mathematics); Jeff Little (Molecular Biology); Sean Luellwitz (HOD), Karl Nonemaker (HOD), John Prothro (Interdisp. Comm.); Brooks Rutledge (Mathematics); Jay Smith (Undecided); Scott Vanderhoff (HOD)

2002

Rob Bedwell (HOD), Adam Blue (HOD), Ulises Cabrera (HOD), Taylor Childress (HOD), Kenneth Dyer (Economics), Kyle Flubacker (HOD), Kevin Geshke (Mathematics) John Kaye (History), Jeff Little (Molecular Biology), Chris Maultsby (HOD), Sean Luellwitz (HOD), Karl Nonemaker (HOD), John Prothro (Communication Studies), Brooks Rutledge (Art History), Jay Smith (Economics), Scott Vanderhoff (HOD)

2003

Dean Bennett (Political Science), John Kaye (History), Sean Leullwitz (HOD), Jeffrey Little (Molecular Biology), Chris Maultsby (HOD), Karl Nonemaker (HOD), John Prothro (Interdisciplinary Communication), Jay Smith, (Economics), Jeremy Sowers (Arts & Sciences), Paul Stempel Vanderbilt (Math/Political Science), Scott Vanderhoff (HOD), Matt Zeller (HOD)

2004

Mike Baxter (HOD), Aaron Garza (Arts & Science), Carter Hawkins (HOD), Ryan Klosterman (HOD); Jensen Lewis (Communication Studies), Tony Mansolino (HOD), Nick Pilkington (Mechanical Engineering); Ryan Rote (HOD), Worth Scott (HOD), Zach Simpson (HOD), Jeremy Sowers (Political Science), Matt Zeller (HOD)

2005

Mike Baxter (HOD), Aaron Garza (HOD), Carter Hawkins (HOD), Warner Jones (HOD), Bill Kleinschrodt (HOD), Tony Mansolino (HOD), Greg Moviel (Special Education), Nick Pilkington (Mechanical Engineering); Ryan Rote (HOD), Rucker Taylor (HOD), Matt Zeller (HOD)

2006

Matt Buschmann (HOD), Cody Crowell (HOD), Ryan Davis (Economics), Greg Del George (Mechanical Engineering), Alex Feinberg (Economics), Brad French (Economics), Carter Hawkins (HOD), Greg Moviel (Special Education), Shea Robin (Economics), Rucker Taylor (HOD)

2007

Caleb Cotham (Economics), Adam Cronk (HOD), Cody Crowell (HOD), Jason Cunningham (Mathematics), Ryan Davis (Economics), Alex Feinberg (Economics), Brad French (Economics), Carter Hawkins (HOD), Brett Jacobson (Communication Studies),

Commodore Honors

Tyler Rhoden (HOD), Shea Robin (Economics), Stephen Shao (Anthropology)

2008

Russell Brewer (HOD), Nick Christiani (Economics), Adam Cronk (HOD), Jason Cunningham (Mathematics), Alex Feinberg (Economics), Brad French (Economics), Richie Goodenow (Sociology), Parker Hanks (HOD), Brian Harris (Sociology), Alex Hilliard (Musical Arts/Teacher Education), Brett Jacobson (Communication Studies), Mark Lamm (HOD), Mike Minor (Sociology), Shea Robin (Economics), Steven Schwartz (Economics), Jordan Wormsley (HOD)

2009

Sean Bierman (Interdisciplinary), Ben Blanton (Economics), Russell Brewer (HOD), Nick Christiani (Economics), Caleb Cotham (Economics), Drew Fann (HOD), Drew Hayes (Secondary Education and English), Alex Hilliard (Music Education), Mark Lamm (HOD), Steven Liddle (Interdisciplinary), Chase Reid (Economics), Kellen St. Luce (Interdisciplinary), Jordan Wormsley (HOD)

2010

Jack Armstrong (Interdisciplinary Studies), Russell Brewer (HOD), Drew Fann (HOD), Grayson Garvin (HOD), Sonny Gray (Sociology), Andrew Harris (Interdisciplinary Studies), Brian Harris (Organizational Leadership), Drew Hayes (Educational Studies/English), Taylor Hill (HOD), Mark Lamm (HOD), Navery Moore (Economics), Chase Reid (Economics), Riley Reynolds (Interdisciplinary Studies), Aaron Westlake (Interdisciplinary Studies), Jordan Wormsley (HOD)

2011

Jack Armstrong (Interdisciplinary Studies), Curt Casali (Corporate Communications), Drew Fann (HOD), Regan Flaherty (undeclared), Grayson Garvin (HOD), Anthony Gomez (Financial Management), Sonny Gray (Sociology), Conrad Gregor (undeclared), Connor Harrell (Financial Strategy), Andrew Harris (Interdisciplinary Studies), Taylor Hill (HOD), Bryan Johns (Creativity and Critical Thought), Will Johnson (undeclared), Keenan Kolinsky (undeclared), Mark Lamm (HOD), Josh Lee (undeclared), Joe Loftus (Sociology), Jack Lupo (Economics), Navery Moore (Economics), Spencer Navin (undeclared), Riley Reynolds (Interdisciplinary Studies), Aaron Westlake (Interdisciplinary Studies), Mike Yastrzemski (undeclared), Kevin Ziomek (undeclared)

2012

Connor Castellano (undeclared), Vince Conde (undeclared), Will Cooper (undeclared), Drew Fann (HOD), Anthony Gomez (Financial Management), Conrad Gregor (undeclared), Connor Harrell (Financial Strategy), Andrew Harris (Interdisciplinary Studies), Will Johnson (undeclared), Tony Kemp (undeclared), Keenan Kolinsky (undeclared), Josh Lee (undeclared), Jack Lupo (Economics), Joel McKeithan (undeclared), Brian Miller (undeclared), Jared Miller (undeclared), Spencer Navin (undeclared), Riley Reynolds (Interdisciplinary Studies), Drew VerHagen (HOD), Mike Yastrzemski (Crime and Society), Kevin Ziomek (undeclared)

2013

Walker Buehler (undeclared), Will Cooper (Financial Strategy), Tyler Ferguson (undeclared), Carson Fulmer (undeclared), Conrad Gregor (Finance & Entrepreneurship), Connor Harrell (Strategic Finance), Andrew Harris (Leadership & Organizational Performance), Chris Harvey (Communications & Marketing), Tony Kemp (Communication & Society), Keenan Kolinsky (Corporate Operations & Management), D.J. Luna

(Economics), Jack Lupo (Society & Business), Joel McKeithan (Marketing Entertainment), Brian Miller (Management & Social Service), Jared Miller (Enterprise & Finance), Spencer Navin (Management & Environmental Studies), Adam Ravenelle (Ancient to Modern Commerce), Kyle Smith (undeclared), Luke Stephenson (undeclared), Dansby Swanson (undeclared), Mike Yastrzemski (Crime & Society), Kevin Ziomek (Managerial & Organizational Studies)

2014

Vince Conde (Interdisciplinary), Will Cooper (Interdisciplinary), Jason Delay (undeclared), Tyler Ferguson (Interdisciplinary), Carson Fulmer (Interdisciplinary), John Kilichowski (undeclared), Brian Miller (Interdisciplinary), Jared Miller (Interdisciplinary), Penn Murfee (undeclared), Drake Parker (undeclared), Philip Pfeifer (Philosophy), Adam Ravenelle (Interdisciplinary), Bryan Reynolds (undeclared), Steven Rice (Interdisciplinary), Nolan Rogers (undeclared), Luke Stephenson (Interdisciplinary), Dansby Swanson (Interdisciplinary), Rhett Wiseman (Interdisciplinary)

2015

Tyler Campbell (Interdisciplinary), Jason Delay (Economics), Tyler Ferguson (Interdisciplinary), Carson Fulmer (Interdisciplinary), Tyler Green (Sociology), John Kilichowski (Economics), Penn Murfee (Economics), Drake Parker (Medicine, Health, & Society), Philip Pfeifer (Philosophy), Bryan Reynolds (Psychology), Nolan Rogers (Sociology), Dansby Swanson (Interdisciplinary), Xavier Turner (Interdisciplinary), Rhett Wiseman (Interdisciplinary)

2016

Joey Abraham (Economics), Tristan Chari (Medicine, Health & Society), Jason Delay (Economics), Julian Infante (undeclared), Alonzo Jones (undeclared), Connor Kaiser (undeclared), John Kilichowski (Economics), Penn Murfee (Economics), Bryan Reynolds (Psychology), Nolan Rogers (Sociology), Stephen Scott (undeclared), Collin Snider (Psychology), Will Toffey (Human & Organizational Development)

2017

Jason Delay (Economics)
AJ Franklin (Human and Organizational Development)
Julian Infante (Economics), Alonzo Jones, Jr. (Sociology), Matthew McGarry (Sociology), Penn Murfee (Economics), Ethan Paul (Psychology), Patrick Raby (Human and Organizational Development), Stephen Scott (Economics), Collin Snider (Psychology), William Toffey (Human and Organizational Development), Kyle Wright (American Studies)

2018

JJ Bleday (Environmental Sociology), Ty Duvall (Human and Organizational Development), Julian Infante (Economics), Alonzo Jones, Jr. (Sociology), Connor Kaiser (Human and Organizational Development), Ethan Paul (Psychology), Patrick Raby (Human and Organizational Development), Stephen Scott (Economics)

2019

Philip Clarke (Psychology), Pat DeMarco (American Studies), Ty Duvall (Human and Organizational Development), AJ Franklin (Human and Organizational Development), Joe Gobillot (Economics), Walker Grisanti (Human and Organizational Development), Mason Hickman (Human and Organizational Development), Julian Infante (Economics), Ethan Paul (Psychology), Patrick Raby (Human and Organizational Development), Stephen Scott (Economics)

Drafted Commodores

1 • Vanderbilt is one of only two universities in the nation to produce multiple No. 1 picks (David Price in 2007 and Dansby Swanson in 2015).

1991 • At least one Commodore has been drafted every year since 1991 with 125 players signing professional contracts.

81 • The Commodores have produced 81 picks in the first 10 rounds of the MLB Draft.

166 • Vanderbilt has produced 166 draft picks, including 37 infielders, 32 outfielders, 17 catchers and 98 pitchers (65 pitchers during the Tim Corbin era).

MLB Draft First-Round Selections

2019

JJ Bleday • OF	MIA	1st (4th)
----------------	-----	-----------

2017

Kyle Wright • RHP	ATL	1st (5th)
Jeren Kendall • OF	LAD	1st (23rd)

2016

Jordan Sheffield • RHP	LAD	1st (36th)
------------------------	-----	------------

2015

Dansby Swanson • SS	ARI	1st (1st)
Carson Fulmer • RHP	CHW	1st (8th)
Walker Buehler • RHP	LAD	1st (24th)

2014

Tyler Beede • RHP	SF	1st (14th)
-------------------	----	------------

2011

Sonny Gray • RHP	OAK	1st (18th)
Grayson Garvin • LHP	TB	1st (59th)

2009

Mike Minor • LHP	ATL	1st (7th)
------------------	-----	-----------

2008

Pedro Alvarez • 3B	PIT	1st (2nd)
Ryan Flaherty • SS	CHC	1st (41st)

2007

David Price • LHP	TB	1st (1st)
Casey Weathers • RHP	COL	1st (8th)

2004

Jeremy Sowers • LHP	CLE	1st (6th)
---------------------	-----	-----------

1998

Clinton Johnston • LHP	PIT	1st (15th)
------------------------	-----	------------

1997

Glenn Davis • 1B	LAD	1st (24th)
------------------	-----	------------

1985 (June Regular Phase)

Joey Cora • SS	SD	1st (23rd)
----------------	----	------------

1976 (January Secondary Phase)

David Tyler • 3B	BOS	1st (9th)
------------------	-----	-----------

1974 (June Regular Phase)

Ted Shipley • SS	MIN	1st (14th)
------------------	-----	------------

1973 (June Secondary Phase)

Doug Wessel • RHP	BAL	1st (6th)
-------------------	-----	-----------

1973 (January Secondary Phase)

Doug Wessel* • RHP	NYM	1st (11th)
--------------------	-----	------------

2019

JJ Bleday • OF	MIA	1st (4th)
Drake Fellows • RHP	SD	6th
Philip Clarke • C	TOR	9th
Ethan Paul • SS	PIT	9th
Stephen Scott • OF	BOS	10th
Zach King • LHP	MIA	13th
Jackson Gillis • LHP	MIL	13th
Joe Gobilot • LHP	TB	16th
AJ Franklin • LHP	KC	17th
Patrick Raby • RHP	CIN	17th
Pat DeMarco • OF	NYN	17th
Ty Duvall* • C	OAK	25th
Julian Infante • 1B	MIA	36th

2018

Connor Kaiser • SS	PIT	3rd
Reid Schaller • RHP	WAS	3rd
Chandler Day • RHP	WAS	7th
Maddux Conger • RHP	DET	22nd
Justin Wilson • RHP	NYN	23rd
Alonzo Jones • OF	OAK	25th
Ethan Paul* • SS	PIT	26th
Stephen Scott* • OF	MIA	31st

2017

Kyle Wright • RHP	ATL	1st (5th)
Jeren Kendall • OF	LAD	1st (23rd)
Will Toffey • 3B	OAK	4th
Jason Delay • C	PIT	4th
Collin Snider • RHP	KC	12th
Reed Hayes • RHP	BAL	13th
Matt Ruppenthal • RHP	HOU	17th
Ro Coleman • OF	DET	34th

2016

Jordan Sheffield • RHP	LAD	1st (36th)
Ben Bowden • LHP	COL	2nd
Bryan Reynolds • OF	SF	2nd
Jason Delay* • C	SF	11th
John Kilichowski • LHP	STL	11th
Will Toffey* • 3B	BAL	25th

2015

Dansby Swanson • SS	ARI	1st (1st)
Carson Fulmer • RHP	CHW	1st (8th)
Walker Buehler • RHP	LAD	1st (24th)
Philip Pfeifer • LHP	LAD	3rd
Rhett Wiseman • OF	WAS	3rd
Xavier Turner • 3B	TEX	3rd
Tyler Ferguson • RHP	TEX	6th
Zander Wiel • 1B	MIN	12th
John Kilichowski* • LHP	CHC	39th

2014

Tyler Beede • RHP	SF	1st (14th)
Adam Ravenelle • RHP	DET	4th
Vince Conde • SS	NYN	9th
Jared Miller • LHP	ARI	11th
Brian Miller • RHP	TB	15th

2013

Kevin Ziemek • LHP	DET	2nd
Conrad Gregor • 1B	HOU	4th
Tony Kemp • 2B	HOU	5th
Connor Harrell • OF	DET	7th
Spencer Navin • C	LAD	11th
MikeYastrzemski • OF	BAL	14th

2012

Sam Selman • LHP	KC	2nd
Drew VerHagen • RHP	DET	4th
Anthony Gomez • SS	MIA	6th
Will Clinard • RHP	DET	19th
Mike Yastrzemski* • OF	SEA	30th
Connor Harrell* • OF	DET	31st

2011

Sonny Gray • RHP	OAK	1st (18th)
Grayson Garvin • LHP	TB	1st (59th)
Jason Esposito • 3B	BAL	3rd
Jack Armstrong • RHP	HOU	3rd
Aaron Westlake • 1B	DET	3rd
Corey Williams • LHP	MIN	3rd
Taylor Hill • RHP	WAS	6th
Mark Lamm • RHP	ATL	6th
Curt Casali • C	DET	10th
Navery Moore • RHP	ATL	14th
Will Clinard* • RHP	MIN	30th
Joe Loftus • OF	ARI	46th

2010

Drew Hayes • RHP	CIN	11th
Aaron Westlake* • 1B	TOR	22nd
Taylor Hill* • RHP	CLE	30th
Russell Brewer • RHP	COL	31st
Andrew Giobbi • C	SEA	32nd
Chase Reid • RHP	STL	41st

2009

Mike Minor • LHP	ATL	1st (7th)
Caleb Cotham • RHP	NYN	5th
Nick Christiani • RHP	CIN	13th
Steven Liddle • OF	MIN	15th
Drew Hayes* • RHP	SEA	22nd
Jonathan White • OF	ARI	40th

2008

Pedro Alvarez • 3B	PIT	1st (2nd)
Ryan Flaherty • SS	CHC	1st (41st)
Brett Jacobson • RHP	DET	4th
Dominic de la Osa • 2B	MIN	11th
David Macias • OF	CHC	19th
Shea Robin • C	HOU	20th
Nick Christiani* • RHP	CLE	32nd
Alex Feinberg • 2B	COL	43rd

2007

David Price • LHP	TB	1st (1st)
Casey Weathers • RHP	COL	1st (8th)
Dominic de la Osa* • OF	DET	10th
Cody Crowell • LHP	TOR	14th
Ty Davis • RHP	ARI	22nd
Tyler Rhoden • RHP	CIN	22nd
Jonathan White* • OF	MIL	24th
Stephen Shao • LHP	COL	26th

2006

Matt Buschmann • RHP	SD	15th
Brian Hernandez • C	SD	19th
Casey Weathers* • RHP	DET	25th
Greg Moviell • LHP	SEA	26th

2005

Jensen Lewis • RHP	CLE	3rd
Ryan Mullins • LHP	MIN	3rd
Mike Baxter • OF	SD	4th
Jeff Sues • RHP	PIT	5th
Ryan Rote • RHP	CWS	5th
Warner Jones • 2B	DET	17th
Tony Mansolino • 3B	PIT	26th
Antoan Richardson • OF	SF	35th

2004

Jeremy Sowers • LHP	CLE	1st (6th)
Cesar Nicolas • 1B	ARI	5th
Ryan Klosterman • SS	TOR	5th
Antoan Richardson* • OF	ARI	13th
Jeff Sues* • RHP	CLE	14th
Jonathan Douillard • C	CHC	28th
Ryan Rote* • RHP	NYN	37th

2003

Robert Ransom • RHP	CHC	23rd
---------------------	-----	------

2002

Karl Nonemaker • OF	PHI	20th
Sean Luellwitz • 1B/C	ARI	28th

2001

Ashley Freeman • 3B	ARI	19th
---------------------	-----	------

2000

Andy Beal • LHP	NYN	5th
Damon Yee • RHP	HOU	28th

1999

Matt Kata • OF	ARI	9th
Mike Byrd • RHP	CLE	35th

1998

Clinton Johnston • LHP	PIT	1st (15th)
Bert Snow • RHP	OAK	10th
Josh Adeeb • OF	BOS	24th
Tyodus Meadows • OF	CHC	27th

1997

Glenn Davis • 1B	LAD	1st (24th)
------------------	-----	------------

1996

Josh Paul • OF	CWS	2nd
Phil Haigler • RHP	MIN	25th

1995

Phil Haigler* • RHP	NYN	49th
---------------------	-----	------

Drafted Commodores

1994
Nick Morrow • OF CIN 30th

1993
Vee Hightower • OF CHC 3rd
Greg Thomas • 1B CLE 9th
Gabe Whately • OF CHC 12th
Alan Purdy • SS PIT 20th
William Daunic • 1B TOR 25th

1992
Jeff Martin • C BOS 22nd

1991
Steve Sadecki • RHP TEX 6th
JoJo Smith • LHP LA 18th
Charles Sullivan • 2B TEX 27th

1989
Jim Heins • RHP DET 23rd

1988
Jeff Hoffman • RHP NYY 14th
Kyle Balch • RHP KC 15th
Jim Heins* • RHP PIT 16th

1987
Bud Adams • RHP KC 9th
Kyle Balch* • RHP CAL 10th
Archie Smith LHP KC 13th
David Joiner • 3B/OF NYM 37th

1986 (June Regular Phase)
Mark Ambrose • RHP MIL 2nd

1985 (June Regular Phase)
Joey Cora • SS SD 1st (23rd)
Abbie Woyce • RHP KC 23rd

1984 (June Regular Phase)
Jeff Edwards • LHP LAD 7th
Tom Wasilewski • RHP TOR 9th

1983 (June Regular Phase)
Marlon Hubbard • RHP SD 15th

1982 (June Regular Phase)
Brian Farley • RHP STL 6th
Erez Borowsky • C MIN 13th

1981 (June Regular Phase)
Steve Chmil • SS ATL 17th

1980 (June Regular Phase)
Scotti Madison • C MIN 3rd

1979 (June Regular Phase)
Scotti Madison* • C SF 10th
Jack Nuismer • RHP CLE 15th

1978 (June Regular Phase)
Michael Wright • OF DET 9th
Ricky Kittrell • LHP SF 16th

1977 (June Regular Phase)
Scott Sanderson • RHP MON 3rd
Steve Lane • LHP STL 37th

1976 (January Secondary Phase)
David Tyler • 3B BOS 1st (9th)

1975 (January Secondary Phase)
Rick Duncan • C MIN 2nd

1975 (June Regular Phase)
Gene Menees • 3B SD 14th

1974 (June Regular Phase)
Ted Shipley • SS MIN 1st (14th)

1973 (June Secondary Phase)
Doug Wessel • RHP BAL 1st (6th)

1973 (January Secondary Phase)
Doug Wessel* • RHP NYM 1st (11th)

1973 (June Regular Phase)
Greg Collins • C CHC 9th
Rick Rhodes • LHP PIT 15th
John McLean • RHP ATL 27th
Jeff Peebles • RHP STL 37th

1972 (June Regular Phase)
Doug Wessel* • RHP KC 4th
Mike Willis • LHP BAL 20th

1971 (January Regular Phase)
Elliott Jones • RHP BOS 6th

1971 (June Regular Phase)
Elliott Jones • RHP PIT 12th
James Conn • SS LA 17th

*Did not sign and returned to Vanderbilt

Dores in the Majors

Pedro Alvarez • Infielder • Major League Debut: 2010

Season	Team	G	AB	H	2B	3B	HR	R	RBI	BB	IBB	SO	SH	SF	HBP	AVG	OBP	SLG
2010	Pirates	95	347	89	21	1	16	42	64	37	1	119	0	2	0	.256	.326	.461
2011	Pirates	74	235	45	9	1	4	18	19	24	1	80	1	0	2	.191	.272	.289
2012	Pirates	149	525	128	25	1	30	64	85	57	6	180	0	3	1	.244	.317	.467
2013	Pirates	152	558	130	22	2	36	70	100	48	7	186	0	4	4	.233	.296	.473
2014	Pirates	122	398	92	13	1	18	46	56	45	6	113	0	0	2	.231	.312	.405
2015	Pirates	150	437	106	18	0	27	60	77	48	9	131	0	4	2	.243	.318	.469
2016	Orioles	109	337	84	20	0	22	43	49	37	1	97	0	2	0	.249	.322	.504
2017	Orioles	14	32	10	1	0	1	4	4	2	0	10	0	0	0	.313	.353	.438
2018	Orioles	45	111	20	2	0	8	18	18	16	0	36	0	0	0	.180	.283	.414
Nine seasons		910	2980	704	131	6	162	365	472	314	31	952	1	15	11	.236	.310	.447

Mike Baxter • Outfielder • Major League Debut: 2010

Season	Team	G	AB	H	2B	3B	HR	R	RBI	BB	IBB	SO	SH	SF	HBP	AVG	OBP	SLG
2010	Padres	9	8	1	0	0	0	0	1	0	0	2	0	1	0	.125	.111	.125
2011	Mets	22	34	8	2	1	1	6	4	5	0	9	0	0	1	.235	.350	.441
2012	Mets	89	179	47	14	2	3	26	17	25	4	45	0	2	5	.263	.365	.413
2013	Mets	74	132	25	6	1	0	14	4	17	0	28	0	1	5	.189	.303	.250
2014	Dodgers	4	7	0	0	0	0	0	0	1	0	2	0	0	0	.000	.000	.000
2015	Cubs	34	57	14	1	0	0	6	2	7	1	14	0	0	2	.246	.348	.263
Six seasons		232	417	95	23	1	4	52	28	55	5	100	0	4	13	.228	.333	.331

Tyler Beede • Pitcher • Major League Debut: 2018

Season	Team	W	L	PCT	ERA	G	GS	CG	SHO	SV	IP	H	ER	HR	BB	SO
2018	Giants	0	1	.000	8.22	2	2	0	0	0	7.2	9	7	0	8	9
2019	Giants	5	10	.333	5.08	24	22	0	0	0	117.0	127	66	22	46	113
Two seasons		5	11	.313	5.27	26	24	0	0	0	124.2	136	73	22	54	122

Walker Buehler • Pitcher • Major League Debut: 2017

Season	Team	W	L	PCT	ERA	G	GS	CG	SHO	SV	IP	H	ER	HR	BB	SO
2017	Dodgers	1	0	1.000	7.71	8	0	0	0	0	9.1	11	8	2	8	12
2018	Dodgers	8	5	.615	2.62	24	23	0	0	0	137.1	95	40	12	37	151
2019	Dodgers	14	4	.778	3.26	30	30	2	0	0	182.1	153	66	20	37	215
Three seasons		23	9	.719	3.12	62	53	2	0	0	329.0	259	114	34	82	378

Matt Buschmann • Pitcher • Major League Debut: 2016

Season	Team	W	L	PCT	ERA	G	GS	CG	SHO	SV	IP	H	ER	HR	BB	SO
2016	Diamondbacks	0	0	.000	2.08	3	0	0	0	0	4.1	2	1	1	1	3
One season		0	0	.000	2.08	3	0	0	0	0	4.1	2	1	1	1	3

Curt Casali • Catcher • Major League Debut: 2014

Season	Team	G	AB	H	2B	3B	HR	R	RBI	BB	IBB	SO	SH	SF	HBP	AVG	OBP	SLG
2014	Rays	30	72	12	3	0	0	10	3	8	0	23	2	0	2	.167	.268	.208
2015	Rays	38	101	24	6	0	10	13	18	8	0	34	1	1	2	.238	.304	.594
2016	Rays	84	226	42	10	0	8	23	25	1	82	3	0	0	2	.186	.273	.336
2017	Rays	9	9	3	0	0	1	2	3	3	0	3	0	1	0	.333	.462	.667
2018	Reds	52	140	41	10	0	4	15	16	12	1	32	1	1	2	.293	.355	.450
2019	Reds	84	207	52	9	0	8	24	32	25	1	59	0	3	1	.251	.331	.411
Six seasons		297	755	174	38	0	31	87	97	81	3	233	7	6	9	.230	.310	.404

Nick Christiani • Pitcher • Major League Debut: 2013

Season	Team	W	L	PCT	ERA	G	GS	CG	SHO	SV	IP	H	ER	HR	BB	SO
2013	Reds	0	0	.000	2.25	3	0	0	0	0	4.0	2	1	1	2	1
2014	Reds	0	1	.000	5.54	10	0	0	0	0	13.0	12	8	2	6	8
Two seasons		0	1	.000	4.76	13	0	0	0	0	17.0	14	9	3	8	9

Dores in the Majors

Caleb Cotham • Pitcher • Major League Debut: 2015

Season	Team	W	L	PCT	ERA	G	GS	CG	SHO	SV	IP	H	ER	HR	BB	SO
2015	Yankees	1	0	1.000	6.52	12	0	0	0	0	9.2	14	7	4	1	11
2016	Reds	0	3	.000	7.40	23	0	0	0	0	24.1	32	20	3	12	21
Two seasons		1	3	.250	7.15	35	0	0	0	0	34.0	46	27	7	3	32

Joey Cora • Infielder • Major League Debut: 1987

Season	Team	G	AB	H	2B	3B	HR	R	RBI	BB	IBB	SO	SH	SF	HBP	AVG	OBP	SLG
1987	Padres	77	241	57	7	2	0	23	13	28	1	26	5	1	1	.237	.317	.282
1989	Padres	12	19	6	1	0	0	5	1	1	0	0	0	0	0	.316	.350	.368
1990	Padres	51	100	27	3	0	0	12	2	6	1	9	0	0	0	.270	.311	.300
1991	White Sox	100	228	55	2	3	0	37	18	20	0	21	8	3	5	.241	.312	.276
1992	White Sox	68	122	30	7	1	0	27	9	22	1	13	2	3	4	.246	.371	.320
1993	White Sox	153	579	155	15	13	2	95	51	67	0	63	19	4	9	.268	.351	.349
1994	White Sox	90	312	86	13	4	2	55	30	38	0	32	11	5	2	.276	.353	.362
1995	Mariners	120	427	127	19	2	3	64	39	37	0	31	13	4	6	.297	.359	.372
1996	Mariners	144	530	154	37	6	6	90	45	35	1	32	6	5	7	.291	.340	.417
1997	Mariners	149	574	172	40	4	11	105	54	53	2	49	8	9	5	.300	.359	.441
1998	Mariners	131	519	147	23	6	6	95	26	62	0	50	10	3	4	.283	.362	.385
1998	Indians	24	83	19	4	0	0	16	6	11	0	9	2	0	1	.229	.326	.277
Twelve seasons		1,119	3,734	1,035	171	41	30	624	294	380	6	335	84	37	44	.277	.348	.369

Ryan Flaherty • Infielder • Major League Debut: 2012

Season	Team	G	AB	H	2B	3B	HR	R	RBI	BB	IBB	SO	SH	SF	HBP	AVG	OBP	SLG
2012	Orioles	77	153	33	2	1	6	15	19	6	0	43	3	1	3	.216	.258	.617
2013	Orioles	85	246	55	11	0	10	28	27	19	3	62	1	0	5	.224	.293	.390
2014	Orioles	102	281	62	15	1	7	33	32	22	2	68	3	1	5	.221	.288	.356
2015	Orioles	91	267	54	8	3	9	34	31	26	2	81	2	2	4	.202	.281	.356
2016	Orioles	74	157	34	7	0	3	16	15	17	1	48	1	1	0	.217	.291	.318
2017	Orioles	23	38	8	1	0	0	5	4	4	0	10	0	0	1	.211	.302	.237
2018	Braves	81	161	35	6	0	2	17	13	18	4	41	1	1	1	.217	.298	.292
Seven seasons		533	1303	281	50	5	37	148	141	112	12	353	11	6	19	.216	.286	.347

Carson Fulmer • Pitcher • Major League Debut: 2016

Season	Team	W	L	PCT	ERA	G	GS	CG	SHO	SV	IP	H	ER	HR	BB	SO
2016	White Sox	0	2	.000	8.49	8	0	0	0	0	11.2	12	11	2	7	10
2017	White Sox	3	1	.750	3.86	7	5	0	0	0	23.1	16	10	4	13	19
2018	White Sox	2	4	.333	8.07	9	8	0	0	0	32.1	37	29	8	24	29
2019	White Sox	1	2	.333	6.26	20	2	0	0	0	27.1	26	19	5	20	25
Four seasons		6	9	.400	6.56	44	15	0	0	0	94.2	91	69	19	64	83

Sonny Gray • Pitcher • Major League Debut: 2013

Season	Team	W	L	PCT	ERA	G	GS	CG	SHO	SV	IP	H	ER	HR	BB	SO
2013	A's	5	3	.625	2.67	12	10	0	0	0	64.0	51	19	4	20	67
2014	A's	14	10	.583	3.08	33	33	2	2	0	219.0	187	75	15	74	183
2015	A's	14	7	.667	2.73	31	31	3	2	0	208.0	166	63	17	59	169
2016	A's	5	11	.313	5.69	22	22	0	0	0	117.0	133	74	18	42	94
2017	A's/Yankees	10	12	.454	3.55	27	27	1	0	0	162.1	139	64	19	57	153
2018	Yankees	11	9	.550	4.90	30	23	0	0	0	130.1	138	71	14	57	123
2019	Reds	11	8	.579	2.87	31	31	0	0	0	175.1	122	56	17	68	205
Seven seasons		70	60	.538	3.53	31	31	6	4	0	1076.0	936	422	104	377	994

Drew Hayes • Pitcher • Major League Debut: 2016

Season	Team	W	L	PCT	ERA	G	GS	CG	SHO	SV	IP	H	ER	HR	BB	SO
2016	Reds	0	0	.000	8.38	6	0	0	0	0	9.2	15	9	3	6	8
One season		0	0	.000	8.38	6	0	0	0	0	9.2	15	9	3	6	8

Taylor Hill • Pitcher • Major League Debut: 2014

Season	Team	W	L	PCT	ERA	G	GS	CG	SHO	SV	IP	H	ER	HR	BB	SO
2014	Nationals	0	1	.000	9.00	3	1	0	0	0	9.0	16	9	0	3	5
2015	Nationals	0	0	.000	3.75	6	0	0	0	0	12.0	14	5	2	4	9
Two seasons		0	1	.000	6.00	9	1	0	0	0	21.0	30	14	2	7	14

Dores in the Majors

Matt Kata • Infielder • Major League Debut: 2003

Season	Team	G	AB	H	2B	3B	HR	R	RBI	BB	IBB	SO	SH	SF	HBP	AVG	OBP	SLG
2003	Diamondbacks	78	288	74	16	5	7	42	29	25	0	53	5	3	1	.257	.315	.420
2004	Diamondbacks	42	162	40	9	2	2	17	13	13	2	29	1	1	0	.247	.301	.364
2005	D-Backs/Phillies	40	37	7	2	1	0	7	0	5	0	4	2	0	0	.189	.285	.297
2007	Rangers/Pirates	78	158	35	9	1	3	21	16	5	0	33	2	0	2	.222	.255	.348
Four seasons		238	645	156	36	9	12	87	58	48	2	121	10	4	3	.242	.296	.381

Tony Kemp • Infielder/Outfielder • Major League Debut: 2016

Season	Team	G	AB	H	2B	3B	HR	R	RBI	BB	IBB	SO	SH	SF	HBP	AVG	OBP	SLG
2016	Astros	59	120	26	4	3	1	15	7	14	0	27	1	1	0	.217	.296	.325
2017	Astros	17	37	8	1	0	0	6	4	1	0	5	0	0	1	.216	.256	.243
2018	Astros	97	255	67	15	0	6	37	30	32	1	44	3	1	3	.263	.351	.392
2019	Astros/Cubs	110	245	52	9	4	8	31	29	23	1	47	1	4	6	.212	.291	.380
Four seasons		283	657	153	29	7	15	89	70	70	2	123	5	6	10	.233	.314	.367

Jensen Lewis • Pitcher • Major League Debut: 2007

Season	Team	W	L	PCT	ERA	G	GS	CG	SHO	SV	IP	H	ER	HR	BB	SO
2007	Indians	1	1	.500	2.15	26	0	0	0	0	29.3	26	7	1	10	34
2008	Indians	0	4	.000	3.82	51	0	0	0	13	66.0	68	28	8	27	52
2009	Indians	2	4	.333	4.61	47	0	0	0	1	66.1	62	34	13	29	62
2010	Indians	4	2	.667	2.97	37	0	0	0	0	36.1	28	12	1	19	29
Four seasons		3	9	.250	3.84	124	0	0	0	14	161.2	156	69	22	66	148

Scotti Madison • Catcher/Infielder • Major League Debut: 1985

Season	Team	G	AB	H	2B	3B	HR	R	RBI	BB	IBB	SO	SH	SF	HBP	AVG	OBP	SLG
1985	Tigers	6	11	0	0	0	0	0	1	2	0	0	0	1	0	.000	.143	.000
1986	Tigers	2	7	0	0	0	0	0	1	0	0	3	0	1	0	.000	.000	.000
1987	Royals	7	15	4	3	0	0	4	0	1	0	5	1	0	0	.267	.312	.467
1988	Royals	16	35	6	2	0	0	4	2	4	0	5	0	0	0	.171	.256	.229
1989	Reds	40	98	17	7	0	1	13	7	8	2	9	0	1	1	.173	.241	.276
Five seasons		71	166	27	12	0	1	21	11	15	2	22	1	3	1	.163	.232	.253

Mike Minor • Pitcher • Major League Debut: 2010

Season	Team	W	L	PCT	ERA	G	GS	CG	SHO	SV	IP	H	ER	HR	BB	SO
2010	Braves	3	2	.600	5.98	9	8	0	0	0	40.2	53	27	6	11	43
2011	Braves	5	3	.625	4.14	15	15	0	0	0	82.2	93	38	7	30	77
2012	Braves	11	10	.524	4.12	30	30	0	0	0	179.1	151	82	26	56	145
2013	Braves	13	9	.591	3.21	32	32	1	0	0	204.2	177	73	22	46	181
2014	Braves	6	12	.333	4.77	25	25	0	0	0	145.1	165	77	21	44	120
2015	Braves	Injured	--	--	--	--	--	--	--	--	--	--	--	--	--	--
2017	Royals	6	6	.500	2.55	65	0	0	0	6	77.2	57	22	5	22	88
2018	Rangers	12	8	.600	4.18	28	28	0	0	0	157.0	138	76	25	38	132
2019	Rangers	14	10	.583	3.59	32	32	2	1	0	208.1	190	83	30	68	200
Nine seasons		70	60	.538	3.90	236	170	3	1	6	1095.2	1024	475	142	315	986

Josh Paul • Catcher • Major League Debut: 1999

Season	Team	G	AB	H	2B	3B	HR	R	RBI	BB	IBB	SO	SH	SF	HBP	AVG	OBP	SLG
1999	White Sox	6	18	4	1	0	0	2	1	0	0	4	0	0	0	.222	.222	.278
2000	White Sox	36	71	20	3	2	1	15	8	5	0	17	2	0	1	.282	.338	.423
2001	White Sox	57	139	37	11	0	3	20	18	13	0	25	1	1	0	.266	.327	.410
2002	White Sox	33	104	25	4	0	0	11	11	9	0	22	2	2	1	.240	.302	.279
2003	White Sox	13	17	6	6	0	0	6	4	3	0	3	0	0	0	.353	.450	.353
2003	Cubs	3	6	0	0	0	0	0	0	0	0	3	0	1	0	.000	.000	.000
2004	Angels	46	70	17	3	0	2	11	10	7	0	17	3	1	0	.243	.308	.371
2005	Angels	34	37	7	1	0	2	4	4	2	0	9	1	0	0	.189	.231	.378
2006	Devil Rays	58	146	38	9	0	1	15	8	14	0	39	3	1	1	.260	.327	.342
2007	Devil Rays	35	105	20	3	0	1	8	9	6	0	30	4	0	0	.190	.234	.248
Ten seasons		321	713	174	35	2	10	92	73	59	0	169	17	5	3	.244	.303	.341

Dores in the Majors

David Price • Pitcher • Major League Debut: 2008 • 2012 American League Cy Young Award Winner

Season	Team	W	L	PCT	ERA	G	GS	CG	SHO	SV	IP	H	ER	HR	BB	SO
2008	Rays	0	0	.000	1.93	5	1	0	0	0	14.0	9	3	1	4	12
2009	Rays	10	7	.588	4.42	23	23	0	0	0	128.1	119	63	17	54	102
2010	Rays	19	6	.760	2.72	32	31	2	1	0	208.2	170	63	15	79	188
2011	Rays	12	13	.480	3.49	34	34	0	0	0	224.1	192	87	22	63	218
2012	Rays	20	5	.800	2.56	31	31	2	1	0	211.0	173	60	16	59	205
2013	Rays	10	8	.556	3.33	27	27	4	0	0	186.2	178	69	16	27	151
2014	Rays/Tigers	15	12	.556	3.26	34	34	3	0	0	248.1	230	90	25	38	271
2015	Tigers/Jays	18	5	.783	2.45	32	32	3	1	0	220.1	190	60	17	47	225
2016	Red Sox	17	9	.654	3.99	35	35	1	0	0	230.0	227	102	30	50	228
2017	Red Sox	6	3	.666	3.38	16	11	0	0	0	74.2	65	28	8	24	76
2018	Red Sox	16	7	.696	3.58	30	30	1	0	0	176.0	151	70	25	50	177
2019	Red Sox	7	5	.583	4.28	22	22	0	0	0	107.1	109	51	15	32	128
Twelve seasons		150	80	.652	3.31	321	311	17	3	0	2029.2	1813	746	207	527	1981

Bryan Reynolds • Outfielder • Major League Debut: 2019

Season	Team	G	AB	H	2B	3B	HR	R	RBI	BB	IBB	SO	SH	SF	HBP	AVG	OBP	SLG
2019	Pirates	134	491	154	37	4	16	83	68	46	0	121	0	3	6	.314	.377	5.03
One season		134	491	154	37	4	16	83	68	46	0	121	0	3	6	.314	.377	5.03

Antoan Richardson • Outfielder • Major League Debut: 2011

Season	Team	G	AB	H	2B	3B	HR	R	RBI	BB	IBB	SO	SH	SF	HBP	AVG	OBP	SLG
2011	Braves	3	4	0	0	0	0	0	0	0	0	1	0	0	0	.500	.500	.500
2014	Yankees	13	16	5	0	0	0	2	1	1	0	3	0	0	0	.313	.353	.313
2015	Rangers	Injured	--	--	--	--	--	--	--	--	--	--	--	--	--	--	--	--
Three seasons		16	20	5	0	0	0	2	1	1	4	4	0	0	0	.350	.381	.350

Scott Sanderson • Pitcher • Major League Debut: 1978

Season	Team	W	L	PCT	ERA	G	GS	CG	SHO	SV	IP	H	ER	HR	BB	SO
1978	Expos	4	2	.667	2.51	10	9	1	1	0	61.0	52	17	3	21	50
1979	Expos	9	8	.529	3.43	34	24	5	3	1	168.0	148	64	16	54	138
1980	Expos	16	11	.593	3.11	33	33	7	3	0	211.1	206	73	18	56	125
1981	Expos	9	7	.562	2.95	22	22	4	1	0	137.1	122	45	10	31	77
1982	Expos	12	12	.500	3.46	32	32	7	0	0	224.0	212	86	24	58	158
1983	Expos	6	7	.462	4.65	18	16	0	0	1	81.1	98	42	12	20	55
1984	Cubs	8	5	.615	3.14	24	24	3	0	0	140.2	140	49	5	24	76
1985	Cubs	5	6	.455	3.12	19	19	2	0	0	121.0	100	42	13	27	80
1986	Cubs	9	11	.450	4.19	37	28	1	1	1	169.2	165	79	21	37	124
1987	Cubs	8	9	.471	4.29	32	22	0	0	2	144.2	156	69	23	50	106
1988	Cubs	1	2	.333	5.28	11	0	0	0	0	15.1	13	9	1	3	6
1989	Cubs	11	9	.550	3.94	37	23	2	0	0	146.1	155	64	16	31	86
1990	Athletics	17	11	.607	3.88	34	34	2	1	0	206.1	205	89	27	66	128
1991	Yankees	16	10	.615	3.81	34	34	2	2	0	208.0	200	88	22	29	130
1992	Yankees	12	11	.522	4.93	33	33	2	1	0	193.1	220	106	28	64	104
1993	Angels	7	11	.389	4.46	21	21	4	1	0	135.1	153	67	15	27	66
1993	Giants	4	2	.667	3.51	11	8	0	0	0	48.2	48	19	12	7	36
1994	White Sox	8	4	.667	5.09	18	14	1	0	0	92.0	110	52	20	12	36
1995	Angels	1	3	.250	4.12	7	7	0	0	0	39.1	48	18	6	4	23
1996	Angels	0	2	.000	7.50	5	4	0	0	0	18.0	39	15	5	4	7
Twenty seasons		163	143	.533	3.84	472	407	43	14	5	2561.2	2,590	1,093	297	625	1,611

Dores in the Majors

Sam Selman • Pitcher • Major League Debut: 2019

Season	Team	W	L	PCT	ERA	G	GS	CG	SHO	SV	IP	H	ER	HR	BB	SO
2009	Giants	0	0	.000	4.35	10	0	0	0	0	10.1	6	5	2	6	10
One season		0	0	.000	4.35	10	0	0	0	0	10.1	6	5	2	6	10

Jeremy Sowers • Pitcher • Major League Debut: 2005

Season	Team	W	L	PCT	ERA	G	GS	CG	SHO	SV	IP	H	ER	HR	BB	SO
2006	Indians	7	4	.636	3.57	14	14	2	2	0	88.1	85	35	10	20	35
2007	Indians	1	6	.142	6.42	13	13	0	0	0	67.1	84	48	10	21	24
2008	Indians	4	9	.307	5.58	22	22	0	0	0	121.0	141	75	18	39	64
2009	Indians	6	11	.353	5.25	23	22	0	0	0	123.1	134	72	11	52	51
Four seasons		18	30	.375	5.18	72	71	2	2	9	400.0	444	230	49	132	174

Dansby Swanson • Infielder • Major League Debut: 2016

Season	Team	G	AB	H	2B	3B	HR	R	RBI	BB	IBB	SO	SH	SF	HBP	AVG	OBP	SLG
2016	Braves	38	129	39	7	1	3	20	17	13	5	34	1	2	0	.302	.361	.442
2017	Braves	144	488	113	23	2	6	59	51	59	10	120	0	4	0	.232	.312	.324
2018	Braves	136	478	114	25	4	14	51	59	44	15	122	6	3	2	.238	.304	.395
2019	Braves	127	483	121	26	3	17	77	192	167	2	124	1	5	5	.251	.325	.385
Four seasons		445	1578	387	81	10	40	207	70	61	32	400	8	14	7	.245	.318	.385

Drew VerHagen • Pitcher • Major League Debut: 2014

Season	Team	W	L	PCT	ERA	G	GS	CG	SHO	SV	IP	H	ER	HR	BB	SO
2014	Tigers	0	1	.000	5.40	1	1	0	0	0	5.0	5	3	0	3	4
2015	Tigers	2	0	1.000	2.05	20	0	0	0	0	26.1	18	6	1	14	13
2016	Tigers	1	0	1.000	7.11	19	0	0	0	0	19.0	28	15	3	7	10
2017	Tigers	0	3	.000	5.77	24	2	0	0	0	34.1	42	22	10	9	25
2018	Tigers	3	3	.500	4.63	41	1	0	0	0	56.1	46	29	6	19	53
2019	Tigers	4	3	.571	5.90	22	4	0	0	0	58.0	70	38	9	23	51
Six seasons		10	10	.500	5.11	127	8	0	0	0	199.0	209	113	29	75	156

Mike Willis • Pitcher • Major League Debut: 1977

Season	Team	W	L	PCT	ERA	G	GS	CG	SHO	SV	IP	H	ER	HR	BB	SO
1977	Blue Jays	2	6	.250	3.94	43	3	0	0	5	107.1	105	47	15	38	59
1978	Blue Jays	3	7	.300	4.56	44	2	1	0	7	100.2	104	51	11	39	52
1979	Blue Jays	0	3	.000	8.44	17	1	0	0	0	26.2	35	25	1	16	8
1980	Blue Jays	2	1	.667	1.71	20	0	0	0	3	26.1	25	5	3	11	14
1981	Blue Jays	0	4	.000	5.91	20	0	0	0	0	35.0	43	23	6	20	16
Five seasons		7	21	.250	4.59	144	6	1	0	15	296.0	312	151	36	124	149

Kyle Wright • Pitcher • Major League Debut: 2018

Season	Team	W	L	PCT	ERA	G	GS	CG	SHO	SV	IP	H	ER	HR	BB	SO
2018	Braves	0	0	.000	4.50	4	0	0	0	0	6.0	4	3	2	6	5
2019	Braves	0	3	.000	8.69	7	4	0	0	0	19.2	24	19	4	13	18
Two seasons		0	3	.000	7.71	11	4	0	0	0	25.2	28	22	6	19	23

Mike Yastrzemski • Outfielder • Major League Debut: 2019

Season	Team	G	AB	H	2B	3B	HR	R	RBI	BB	IBB	SO	SH	SF	HBP	AVG	OBP	SLG
2019	Giants	107	371	101	22	3	21	64	55	32	1	107	1	3	4	.272	.334	.518
One season		107	371	101	22	3	21	64	55	32	1	107	1	3	4	.272	.334	.518

USA Baseball

Since head coach Tim Corbin's arrival to Vanderbilt in 2003, 19 Commodores have donned the stars and stripes with four players representing the Dores on the collegiate national team in 2014, marking just the fifth time since 1980 that a school had placed four players on the collegiate national team.

Vanderbilt has placed multiple players on Team USA's collegiate national team three times with four players in 2014 (Buehler, Fulmer, Swanson and Reynolds). In 2006 and 2007, three Dores suited up for Team USA with Alvarez, Price and Weathers in 2006, and Alvarez, Flaherty and Minor in 2007. Head coach Tim Corbin led the 2006 squad that featured three Commodores.

2006 Team USA

- 28-2-1 (.919)
- First USA contingent ever to win a tournament on Cuban soil.
- David Price led the pitching staff (5-1, 0.20 ERA), while Pedro Alvarez (.379, 5 HR, 43 RBI) was the top hitter.
- Team hit .300, while pitching staff sported 1.24 ERA and 10 shutouts.

Head coach Tim Corbin (2003-present)

- 2006 USA National Team Head Coach
- 2000 USA National Team Assistant Coach
- Corbin guided the national team to its then-best record ever as the team went 28-2-1, culminating with a gold medal at the World University Championships in Havana, Cuba. In 2000, Southern Cal head coach Mike Gillespie served as head coach and chose Tim Corbin as an assistant for his staff. That group won a gold medal at the World Championships in the Netherlands.

Pedro Alvarez years at Vanderbilt: 2006-08

- 2006-07 USA National Team
- Led USA National Team for second straight year with a .315 batting average, seven homers and 30 RBI in 2007. As a freshman in 2006, he showed no-ill effects with the wood bat and led the all-star contingent with a .379 batting average to go along with five homers, 12 doubles and 43 RBI.

Tyler Beede years at Vanderbilt: 2012-14

USA National Team 2013 | Beede became the seventh Commodore pitcher to wear the Red, White & Blue pitching in five games, three starts, going 1-1.

Tyler Brown years at Vanderbilt: 2018-present

USA National Team 2019 | Brown finished tied for second on the 2019 Collegiate National Team in strikeouts (12) across 8.1 innings. The right-hander earned the save in two scoreless innings against Cuba in Game 2 of the series.

Walker Buehler years at Vanderbilt: 2013-15

USA National Team 2014 | Buehler joined Team USA in Cuba and made one appearance for the Red, White & Blue giving up one unearned run over 6.1 innings with three strikeouts.

Jason Esposito years at Vanderbilt: 2009-11

USA National Team 2010 | Was a late addition to the 2010 squad but started 12 of the 14 games he played in hitting .273 with three extra-base hits and six RBI for silver-medal winning team at FISU World University Baseball Championships in Japan.

Ryan Flaherty years at Vanderbilt: 2006-08

USA National Team 2007 | Started predominantly at second base on the team that won a silver medal at the Pan American Games in Rio de Janeiro. Batted .270 with two homers, seven doubles and 14 RBI in 34 games (30 starts).

Carson Fulmer years at Vanderbilt: 2013-15

USA National Team 2014 | Right-hander pitched in five games, four starts, going 3-1 with a 0.73 ERA combining on two of the team's nine shutouts. He punched out 19 over 24.2 innings and allowed only 11 hits (.141 BAA). Named the No. 2 overall prospect on Team USA.

Sonny Gray years at Vanderbilt: 2009-11

USA National Team 2009-10 | Third Vandy pitcher in five years to be tabbed Summer Player of the Year joining David Price and Mike Minor after going 3-0 with a 0.38 ERA in five games, four starts. In 2009, he went 3-1 with a 0.75 ERA in eight appearances. Struck out 27 in 24 innings while opponents hit only .139 off him.

Jeren Kendall years at Vanderbilt: 2015-17

USA National Team 2016 | Played in all 19 games over the summer with the squad, hitting .290 with team-highs in triples (5) and RBI (14). Drove in a run in fifth and deciding game of series victory in Cuba.

Austin Martin years at Vanderbilt: 2018-present

USA National Team 2019 | Martin hit .250 for the Collegiate National Team and finished tied for second on the team with eight RBIs. He was also fourth on the team in total bases (19). Martin helped lead Team USA to a win against Chinese Taipei In Game 3, producing a three-hit, four-RBI game including swatting a home run. He started 11 of 14 games and had a hit in nine of his 12 games played.

Mike Minor years at Vanderbilt: 2007-09

USA National Team 2007-08 | Named Summer Player of the Year in 2008 after leading team to 24-0 record. Went 3-0 with a 0.75 ERA with 37 K's in 36 innings. Went 5-2 with 1.64 ERA and developed into team ace by the end of the summer. Struck out 37 with just four walks in 33.0 innings.

Ryan Mullins years at Vanderbilt: 2003-05

USA National Team 2004 | Mullins was one of five pitchers who combined to throw the first no-hitter in USA Baseball recorded history (since 1984) as the USA National Baseball Team defeated Canada, 9-0, at Durham Bulls Athletic Park June 24, 2004. Mullins pitched 2.1 innings.

David Price years at Vanderbilt: 2005-07

USA National Team 2005-06 | Price was the ace of the 2006 USA Baseball National Team's Gold Medal Winning squad. Finished 5-1 with a 0.20 ERA in eight starts with 61 strikeouts and only seven walks win 44.0 innings. Price was named a Summer All-American by Baseball America after a solid summer for Team USA in 2005. He went 2-0 with a 1.26 ERA in five games with 39 strikeouts and 13 walks in 28.2 innings.

USA Baseball

Mark Prior years at Vanderbilt: 1999

USA National Team 1999-00

Patrick Raby years at Vanderbilt: 2016-19

USA National Team 2017 | Picked up three victories without allowing an earned run for the Red, White & Blue, including making the start in the opener of the 2017 tour. The sophomore tossed three innings of one-hit ball against Catawba Valley on June 22.

Bryan Reynolds years at Vanderbilt: 2014-16

USA National Team 2014 | After a stellar freshman season at VU, Reynolds hit .426 with three doubles and seven runs scored in 18 games, starting 16. He held down first base and multiple outfield positions for Team USA while driving in 14 runs.

Dansby Swanson years at Vanderbilt: 2013-15

USA National Team 2014 | Swanson manned second base for Team USA and was one of the leading hitters on the team with a .288 average in 18 games, 17 starts. He added five doubles and 14 runs while stealing three bases as the team's primary leadoff hitter. Tabbed the top position prospect on the team.

Casey Weathers years at Vanderbilt: 2006-07

USA National Team 2006 | Weathers was a late addition to the squad after dominating in the Alaska Summer League where he was named closer of the year. He finished his USA stint with an appearance in the gold medal game against Chinese Taipei. He pitched a total of nine innings in seven games and notched 17 strikeouts.

Brooks Webb years at Vanderbilt: 2017-present

USA National Team 2013-16 | As General Manager and Senior Director of Baseball Operations, Webb guided the red, white and blue to four medals internationally, winning gold in 2013 and 2015. He helped develop 13 players drafted in the top three rounds of the 2016-2018 MLB Draft, including back to back #1 overall picks (Mickey Moniak and Royce Lewis).

Kyle Wright years at Vanderbilt: 2015-present

USA National Team 2016 | Wright pitched in five games, including two starts, during his summer on the team going 2-0 with a 2.20 ERA.

2014 National Champions

The Commodores claimed Vanderbilt's first-ever men's national title in 2014 by winning the College World Series. The Commodores notched the program's third 50-win season (51-21) and playing in a school record 72 games. Vanderbilt hosted an NCAA Regional and Super Regional for the third time in four years. The Dores clinched a second trip to the College World Series with a Super Regional victory over Stanford after securing the NCAA Nashville Regional against Oregon with a walk-off win.

SEC Tournament (May 20-22)

Vanderbilt opened the SEC Tournament in unfamiliar territory having to play a single-elimination game against Tennessee on Tuesday morning. The Dores took an early 3-2 lead and turn the ball over to Carson Fulmer in the ninth with a one-run lead. Fulmer finds trouble immediately allowing a leadoff double to Nick Senzel and balking him over to third with no outs. The sophomore, however, finds a way out of the jam in an unbelievable way. Taylor Smart's one-hopper to Xavier Turner at third takes the VU third baseman directly into Senzel at third to tag the runner before he gets back to third for the first out. Fulmer then picks off Smart at first and strikes out Vincent Jackson to end the game. The next two games, however, do not bounce the Commodores way. LSU run rules the Dores 11-0 and Ole Miss eliminates Vandy 7-2 to send the Commodores home before the championship game for the first time since 2010.

NCAA Nashville Regional (May 30-June 1)

The Commodores host NCAA Regionals for the third time in four years with Oregon, Clemson and Xavier coming to Nashville. The Dores open against Xavier on Friday night with Tyler Beede bringing his A-game. The right-hander strikes out a career-best 14 over eight scoreless innings to get the win in an 11-0 blowout. Xavier Turner drives in three runs and John Norwood adds three hits in the win. Carson Fulmer keeps the strong Vandy pitching rolling on Saturday in the Dores' 7-2 victory. Fulmer allows two runs on three hits as VU uses a five-run fifth to down Oregon and advance to the championship game. Bryan Reynolds impacts the victory with three hits, including an RBI-single in the fifth. Walker Buehler shows up in a big way Sunday night allowing two runs on six hits with eight strikeouts to push Vanderbilt's starting pitching totals for the Regional to an amazing 25 innings, four runs, five walks, 27 strikeouts and three wins. Buehler's heroics are slightly overshadowed by Ro Coleman. The freshman delivers in a big spot in the bottom of the ninth with a bases loaded single through the left side for a walk-off win to send Vandy back to the Super Regional.

NCAA Nashville Super Regional (June 6-8)

The Commodores appear headed to Indiana for a Super Regional until Stanford stuns the Hoosiers with a walk-off home run to set up Vandy's third Super Regional at Hawkins Field in four years. Set with a rematch against the Cardinal, the Commodores get off to a fast start with 10 runs in the first three innings of the series opener. But the Cardinal storm back with six runs in the middle innings and have the tying run at the plate before the Vandy bullpen can put the game away in an 11-6 victory. With a trip to Omaha on the line on Saturday the Dores are the road team and struggle early against Stanford starter Cal Quantrill. The Stanford freshman stymies VU for seven innings before the Dores can get to the bullpen. Once in the pen, Vandy ties the game in the top of the ninth but leaves the go-ahead run at third base with the bases loaded. Wayne Taylor quickly forces a game three with a walk-off solo homer into the right-center field bleachers. Faced with an elimination game, the Commodores respond with five runs in the first inning on six hits and three stolen bases. The Cardinal bounce back to close within a run, however, and the game enters the seventh with the Dores up 6-5. Nine outs from Omaha the Commodores hammer the gas, scoring six runs over the final three innings to seal the deal and the program's second-ever trip to the College World Series. Four different Commodores record multi-hit games with Bryan Reynolds, Vince Conde and John Norwood combining to go 9-for-14 with six runs and five RBI. Hayden Stone strikes out eight over six innings to notch the win.

College World Series (June 14-25)

Back in Omaha for the second time in school history, the Commodores draw rival Louisville in the opener. The Dores claim an early lead on a wild pitch to score John Norwood from third and Dansby Swanson comes up big with a two-out, two-run double to give Vandy an early three-run lead. VU tacks on runs in the fourth and seventh to hold off a Cardinals comeback and win the opening game of the CWS. Early offense again keys the Commodores in the second game against UC Irvine with two runs in the first inning. But the Anteaters counter with four runs in the second and take a 4-2 lead into the fifth. Swanson doubles to open the frame and sparks a three-run inning to put Vandy back in front. Walker Buehler entered in the bottom of the fourth and was magnificent. The sophomore pitched 5.1 no-hit innings with seven strikeouts to earn the win as the Dores come from behind to advance in the winner's bracket. After three days off, Vanderbilt returns to action against Texas on Friday afternoon. The Longhorns are ready and shutout the Dores 4-0 behind senior Nathan Thornhill's eight strong innings. Tyler Campbell comes off the bench to start at third base and goes 2-for-3 in the loss. Vandy's second elimination game of the postseason is pushed back to the night game when the Virginia-Ole Miss game is washed out on Friday night. The Commodores scratch out a run in the first and take a 2-0 lead in the third

before Texas ties it in the fourth. The two teams head to the 10th tied 3-3. Rhett Wiseman singles with two outs in the 10th in front of Ro Coleman, who walks, and Karl Ellison, who is hit by a pitch to load the bases for Campbell. The sophomore delivers by beating out an infield single to score Wiseman from third and send the Commodores to the championship series on a walk-off. Facing off against Virginia in the finals, the Cavaliers score two runs in the first inning of game one and look to be in total control heading into the third. UVa starter Nathan Kirby strikes out Chris Harvey for his seventh straight retired batter to open the game but loses all control after that. The sophomore issues a walk before Campbell doubles to put two on for Swanson. Kirby walks four of the next five batters before an error ends his day. In his second at-bat of the inning, Campbell delivers the big blow with a three-run double down the third baseline. Suddenly up 9-2 the Commodores have to hold on for a 9-8 win with Adam Ravenelle finishing it off in the ninth. Brandon Waddell holds the Dores down in the second game of the series, tossing a complete game in the Cavs' 7-2 win. Tyler Beede hangs tough to save the bullpen with 6.2 innings of work. Again the Commodores come out hot in the team's third and final elimination game. Vandy scores a run in the first thanks to Swanson, who singles and comes around to score. Pitching on short rest in his third start of the CWS, Carson Fulmer is sharp over the first five innings for Vandy and takes a 2-0 lead into the bottom of the sixth. The Cavaliers finally get to the right-hander to tie the game but Hayden Stone enters and gets a pair of strikeouts to end the inning. John Norwood comes up with one out in the eighth inning of a tie game and does the unthinkable, blasting a solo home run over the left field wall off UVa closer Nick Howard. The home run is the first for the Commodores in over a month and just the third by any team at the CWS. The Cavaliers open the bottom of the eighth with a single and walk to chase Stone and bring in Ravenelle. The junior responds by working out of a bases loaded jam in the eighth to preserve the lead. Ravenelle finishes off Vanderbilt's first national championship with a quick 1-2-3 ninth inning with a pair of strikeouts to end it. Following the game, Dansby Swanson is named the Most Outstanding Player of the College World Series. Joining him on the CWS All-Tournament team are John Norwood, Rhett Wiseman and Tyler Campbell.

2019 National Champions

Vanderbilt brought home the program's second national title behind a historic season. The Commodores set an SEC record for wins (59) and registered the most victories for a College World Series champion in three decades. Vanderbilt took home the SEC regular season and tournament titles en route to hosting throughout the postseason.

May 22-26 – SEC Tournament – Vanderbilt starter Mason Hickman continued his dominance and right fielder JJ Bleday made history with five hits as the top-seed Commodores run-ruled No. 8-seed Auburn 11-1 in eight innings in the opener. Bleday (5-for-5) became the ninth SEC player and first since 2003 to record five hits in an SEC Tournament game. The hit total marked a career high and was the most for a Commodore at the event. The Commodores stifled Mississippi State with runners on base and made the most of their three hits, advancing to the SEC Tournament semifinals while blanking the No. 2-seed Mississippi State, 1-0. The Commodores mashed three home runs and scored in four different innings en route to a 13-4 victory against No. 5-seed LSU to advance to the title game. Vanderbilt's Philip Clarke lined a bases-loaded, game-winning single into center as the top-seed Commodores overcame an eight-run deficit and walked off seventh-seeded Ole Miss 11-10 to capture the SEC Tournament title. The eight-run deficit was the second-largest overcome in an SEC Tournament game and biggest comeback in 13 seasons.

May 31-June 2 – NCAA Nashville Regional – Vanderbilt scored six times in the first three innings and received a complete game from right-hander Drake Fellows as part of an 8-2 victory against fourth-seeded Ohio State. Fellows settled down after permitting one run in each of the first two frames. The right-hander fanned nine batters across as many innings including stranding the bases loaded in the fourth with a punchout. Fellows allowed just one runner to reach scoring position over his final five innings. For a second consecutive night, top-seed Vanderbilt received a strong start on the mound, this time from freshman Kumar Rocker as the Commodores downed Indiana State 8-5. Rocker retired nine consecutive and escaped jams when needed including stranding a pair on a three-pitch strikeout in the sixth. After putting the first two aboard in the seventh, Rocker struck out consecutive batters before reliever Hugh Fisher used one pitch to induce an inning-ending groundout. Vanderbilt smacked four home runs including two from senior Julian Infante en route to capturing the NCAA Nashville Regional with a 12-1 victory against Indiana State. Vanderbilt scored five times on four hits in the sixth with the biggest coming off the bat of Ty Duvall. The junior smoked the fourth pitch from new reliever Tyler Grauer into right for a grand slam while lifting the Commodores to a five-run advantage. The Commodores scored in four straight frames between the fourth and seventh while collecting 10 hits during the stretch.

June 7-9 – NCAA Nashville Super Regional – The Duke Blue Devils struck early and often while taking advantage of Vanderbilt mishaps en route to an 18-5 win in the opener of the NCAA Nashville Super Regional. Vanderbilt right-hander Kumar Rocker struck out 19 batters and tossed the Commodores' first individual no-hitter since 1971 as part of a 3-0 victory against Duke in the NCAA Nashville Super Regional. The no-hitter was the first by any player in NCAA Super Regional action. Rocker set a Vanderbilt postseason record for strikeouts, surpassing David Price's mark of 17 against Austin Peay in 2007. The Commodores scored in each of the first five innings, highlighted by two Austin Martin home runs and a three-run long ball from Pat DeMarco en route to a 13-2 win against Duke at the NCAA Nashville Super Regional to capture a berth in the College World Series. Seniors Stephen Scott and Julian Infante struck solo homers in the fourth and fifth respectively. The Commodores totaled five homers in a game for the second time this season, upping their single-season program record to 93. The result marked the first time Vanderbilt has come back to win a super regional after dropping the opening game. The Commodores were previously 0-6 but staved off elimination with a complete-game no-hitter from Kumar Rocker on Saturday to set up Sunday's showdown.

June 16-26 – College World Series – Vanderbilt's Austin Martin crushed two homers — including a two-run shot in the seventh inning — to lift the second-seeded Commodores to a 3-1 win against seventh-seeded Louisville in their College World Series opener. Martin became the first Commodore to record a multi-home run game at the College World Series. His two-run blast in the seventh unlocked a one-all tie and followed a one-out double by Julian Infante. Martin deposited his first pitch into the left field bleachers to open the scoring. It marked the first leadoff home run for any player at the College World Series since June 17, 2015. The Jacksonville, Florida, native has four homers in his past two games. Vanderbilt senior Stephen Scott crushed two home runs and right-handed freshman Kumar Rocker was elusive as the Commodores moved to within one win of advancing to the College World Series finals with a 6-3 win against Mississippi State. The Commodores struck for five runs in the fifth highlighted by a two-out, three-run homer from Scott. Vanderbilt batted around in the frame and received an RBI-double from JJ Bleday, who notched his 26th multi-hit performance and sixth three-hit game of the season. Vanderbilt's ninth-inning heroics — including the eventual game-winning RBI-double from Pat DeMarco that capped a 3-2 comeback victory against Louisville — lifted the Commodores to their third College World Series finals appearance in six seasons. Ethan Paul clubbed a game-tying RBI-double into the right field corner in the ninth, scoring JJ Bleday (walk) from first and DeMarco chopped an RBI-double down the left field line to erase a one-run deficit and put the Commodores ahead one. Paul scooped a grounder and cut down Louisville's Trey Leonard at the plate to preserve a one-run lead in the seventh. The momentum was short lived, however, as an errant Ty Duvall

throw sailed into left, tying the game, and Lucas Dunn sent a single up the middle for a 2-1 advantage. Jimmy Kerr homered for the third time in the College World Series, and Michigan beat Vanderbilt 7-4 in Game 1 of the best-of-three finals at TD Ameritrade Park. Vanderbilt spotted Michigan a 4-0 lead. But it was 4-3 after JJ Bleday hit his nation-leading 27th homer on Henry's first pitch of the sixth. It marked Bleday's first long ball since May 25 against LSU at the SEC Tournament. The junior accounted for one of the Commodores seven hits. Kumar Rocker struck out 11 while pitching 6 1/3 innings of three-hit ball, and Vanderbilt got to Michigan's shaky bullpen in a 4-1 win in Game 2 of the College World Series finals. Rocker set the tone in another in a line of strong performances. Ten of the 6-foot-4, 255-pound freshman's first 11 pitches were strikes. Michigan failed to score in the opening inning for the first time in its five CWS games and five of the first six batters struck out. Philip Clarke's ninth homer, against Angelo Smith, made it 4-0. Vanderbilt (59-12) won its second title in its four CWS appearances, all since 2011. The other one came in 2014. Mason Hickman struck out 10 in six innings and limited the Wolverines (50-22) to one hit after he gave up three in a row to start the game. Vanderbilt became the sixth national champion from the SEC since 2009 and 12th overall, second only to the 18 won by the Pac-12 and its previous iterations. At No. 2, Vandy became the highest national seed to win it all since Miami in 2001. Hickman gave up three straight singles to start the game, leading to Michigan's first run. He retired nine of the next 10, striking out six, and got out of trouble when the Wolverines loaded the bases in the fourth. He retired the last six he faced before turning the game over to Eder. Pat DeMarco sent Karl Kauffmann's hanging slider 407 feet into the left-field bleachers — his seventh homer of the season and 100th for the Commodores — to tie it at 1 in the second.

Letter Winners

Abbgly, Jamie.....	1988-89	Chmil, Steve.....	1980-81	Flaherty, Ryan.....	2006-08	Hindy, Mark.....	1992-95
Abraham, Joey.....	2015-17	Clarke, Philip.....	2018-19	Flower, George.....	1982-85	Hobbs, Ryan.....	1995-97
Adams, Bud.....	1986-87	Clinard, Will.....	2010-12	Flubacker, Kyle.....	1999-01	Hoerman, Tom.....	1983-84
Adeeb, Josh.....	1996-98	Cohen, Hal.....	1980	Ford, Joe.....	1973	Hoffman, Jeff.....	1988
Alcorta, Nick.....	1984	Coleman, Ro.....	2014-17	Franklin, AJ.....	2018-19	Hogan, Matt.....	2019-active
Alvarez, Pedro.....	2006-08	Colley, Reed.....	1997-98	Freeman, Ashley.....	2000-01	Holt, Rick.....	1988-91
Allen, Greg.....	1981, 1984	Collinge, Cory.....	1985	Freer, Bryant.....	1987-90	Hovey, Lars.....	1984
Ambrose, Mark.....	1984, 1985	Collins, Greg.....	1971-73	French, Brad.....	2005-08	Howard, Matt.....	1980-83
Anderson, Bill.....	1975, 1976	Conde, Vince.....	2012-14	Fridrich, Chip.....	1987-90	Howard, Steve.....	1980
Anglea, Jim.....	1976	Conger, Maddux.....	2016-18	Fulmer, Carson.....	2013-15	Hubbard, Marlon.....	1980-83
Armstrong, Jack.....	2009-11	Conn, Jimmy.....	1970-71	Fulton, Bob.....	1985-86	Huff, Chance.....	2019-active
Bachman, Ryan.....	1994-96	Cook, Zach.....	2000	Gagliano, Paul.....	1977-78	Hughes, Zack.....	1995-96
Bailey, Shay.....	1997	Cooper, Will.....	2012-14	Gamble, Kevin.....	1998	Infante, Julian.....	2016-19
Balch, Kyle.....	1985-88	Cora, Joey.....	1983-85	Ganick, Nick.....	1976-77	Jackson, Hardie.....	1984-85
Barbao, Joe.....	1993-94	Cotham, Caleb.....	2008-09	Garcia, Martin.....	1974-75	Jackson, Joey.....	1985-87
Bates, Doug.....	1970, 1973	Coyne, Mike.....	1972-75	Garrison, David.....	1982	Jacobson, Brett.....	2006-08
Baxter, Mike.....	2004-05	Craighead, Todd.....	1986	Garvin, Grayson.....	2009-11	Jahnke, Don.....	1980-81
Beal, Andy.....	1998-2000	Cronk, Adam.....	2005-08	Garza, Aaron.....	2004-05	Jefcoat, Mark.....	1995
Becker, Austin.....	2019	Crowell, Cody.....	2005-07	Geshke, Kevin.....	1998-01	Jenkins, Jimmy.....	1979
Becker, Will.....	2003	Curtin, Tom.....	1974	Giannola, Rick.....	1994-97	Jennings, Nelson.....	1977-80
Bedwell, Rob.....	2000-01	Cunningham, Jason.....	2007-08	Gibbs, Jim.....	1981-84	Johns, Bryan.....	2010-11
Beede, Tyler.....	2012-14	Daniels, David.....	1992-95	Gillis, Jackson.....	2017-19	Johnson, David.....	1998
Bennett, Dean.....	2001-02	Darling, Scott.....	1983-84	Giobbi, Andrew.....	2007-10	Johnson, Ryan.....	2015-16
Betourne, Cameron.....	2005-07	Daunic, Willy.....	1990-93	Gleason, Peter.....	1985	Johnson, Will.....	2011-12
Bierman, Sean.....	2008-09	Davis, Cooper.....	2018-active	Gleason, Rich.....	1980-81	Johnston, Clinton.....	1996-98
Billings, Eric.....	2002	Davis, Glenn.....	1995-97	Gobillot, Joe.....	2019	Joiner, David.....	1984-87
Blackburn, Mike.....	1983	Davis, Ryan.....	2005-07	Godfrey, Ryan.....	2003	Jones, Alonzo.....	2016-18
Blaylock, Garrett.....	2018	Davis, Ty.....	2005-07	Goldis, Eric.....	1993-94	Jones, Carlton.....	1991-92
Bleday, JJ.....	2017-19	Day, Chandler.....	2016-18	Gomez, Anthony.....	2010-12	Jones, Elliott.....	1970
Bledsoe, Hunter.....	1997, 1999	deAngelis, Larry.....	1979-80	Gonzalez, Jayson.....	2018-2019	Jones, Warner.....	2003-05
Blue, Adam.....	2000-01	DeFrance, Charles.....	1980-82	Goodenow, Richie.....	2008-10	Jordan, Todd.....	1995-96
Blumberg, Maury.....	1979, 1982	DeMarco, Pat.....	2018-19	Gooch, Mike.....	1970	Justice, Matt.....	1990
Bode, Mark.....	1970-73	de la Osa, Dom.....	2005-08	Govedarcia, Ted.....	1975-78	Kairit, Brant.....	1992-95
Bohannon, Brad.....	1994	Del George, Greg.....	2005-06	Graf, Scott.....	1985-87	Kaiser, Connor.....	2016-18
Bond, Will.....	1989	Delay, Jason.....	2014-17	Graham, Jeff.....	1984-85	Kaiser, Erik.....	2018-active
Borchert, Bill.....	1977	Diehl, Aaron.....	1999	Gray, Sonny.....	2009-11	Kata, Matt.....	1997-99
Borland, Drew.....	1998-2000	Dill, Justin.....	1997-98	Green, Tyler.....	2015-16	Kaye, John.....	2001-03
Borowsky, Erez.....	1981-82	Dison, Steve.....	1978-79	Greene, Jimbo.....	1986	Keegan, Dominic.....	2019-active
Boulanger, Greg.....	1986-87	Ditto, Adam.....	1999	Greene, Steve.....	1990-92	Kemp, Tony.....	2011-13
Boutwell, Jeff.....	2003-04	Donahoo, Duane.....	1970-73	Gregor, Conrad.....	2011-13	Kendall, Jeren.....	2015-17
Boyett, Chuck.....	1969-72	Douillard, Jonathan.....	2001-04	Gregory, Wayne.....	1975-78	Kern, Greg.....	1980
Bowden, Ben.....	2014-16	Duke, Alvin.....	1996-99	Griffin, Tom.....	1984-85	Key, Lewis.....	1975-76
Brecht, Tim.....	1983-84	Duncan, Rick.....	1972-75	Grisanti, Walker.....	2016-19	Kilichowski, John.....	2014-16
Brewer, Alex.....	2017	Duvall, Ty.....	2017-active	Groner, Tim.....	1985	Kim, Gil.....	2003-05
Brewer, Russell.....	2008-10	Dyer, K.C.....	2000-01	Haigler, Phillip.....	1995-96	King, Bart.....	1989-90
Broadus, Chris.....	2001-02	Dykes, Jimmy.....	1995-98	Hanks, Parker.....	2006-08	King, Zach.....	2017-19
Brown, Aaron.....	2018	Eder, Jake.....	2018-active	Hardin, Bill.....	1973-76	Kittrell, Rickey.....	1976-78
Brown, Ryan.....	1995-96	Edwards, Jeff.....	1982-84	Harris, Connor.....	2010-13	Kleinschrodt, Bill.....	2004-05
Brown, Tyler.....	2018-active	Elliott, Bump.....	1992-95	Harris, Andrew.....	2010-13	Klippenstein, Kelly.....	1986
Brown, Watson.....	1972	Elliott, Jason.....	1992-95	Harris, Brian.....	2007-10	Klosterman, Ryan.....	2003-04
Buehler, Walker.....	2013-15	Elliott, Justin.....	2002	Harris, Robert.....	1976-79	Kolinsky, Keenan.....	2011-13
Buher, Guy.....	1977-78	Elliott, Mark.....	1977-80	Harrison, Bob.....	1970	Kolwyck, Tate.....	2019-active
Buice, Deron.....	1987	Ellison, Karl.....	2014-16	Harvey, Chris.....	2012-14	Kropf, Andy.....	1997-00
Burger, Steve.....	1972, 1974	Ellison, Mickey.....	1990-93	Harvie, Brad.....	1986-87	Kropf, Mickey.....	2003-04
Burns, Gary.....	1980-81	Esposito, Jason.....	2009-11	Hastings, Brad.....	1996-97	Kruchten, Mark.....	1987-91
Buschmann, Matt.....	2003-06	Estep, Steve.....	1970-72	Hatcher, Ronald.....	2001	Lamm, Mark.....	2008-11
Byrd, Mike.....	1997-99	Everett, Donny.....	2016	Hawkins, Carter.....	2003-07	Lane, Steve.....	1975-78
Cabrera, Ulises.....	2000-01	Fair, Doug.....	1982-83	Hayes, Drew.....	2008-10	Lanius, Roby.....	1977
Cafaro, Rocco.....	1992	Fann, Drew.....	2009-12	Hayes, Sterling.....	2019-active	Larkin, Ronnie.....	1983
Callahan, Jeff.....	1988-89	Faulkner, Steven.....	2001-02	Hazen, Cam.....	1985-88	Latimer, Bob.....	1973-76
Campbell, Tyler.....	2013-16	Farese, Jason.....	1994-97	Heins, Jim.....	1986-89	Lawson, Donald.....	1981-1982, 1984
Carrier, Derek.....	1976	Farley, Brian.....	1982	Hench, Bill.....	1977-80	Lee, Josh.....	2011
Carroll, Adams.....	1970-71	Fausett, Aaron.....	1999	Hendrickson, Robert.....	1972-73	Leonard, Ernie.....	1973-76
Casali, Curt.....	2008-11	Feinberg, Alex.....	2005-08	Hernandez, Brian.....	2005-06	Lewis, Jensen.....	2003-05
Castellano, Connor.....	2012	Fellows, Drake.....	2017-19	Hibbett, Jim.....	1974	Lewis, Ryan.....	1997
Chandler, Steve.....	1974-77	Fentress, Kiambu.....	2017-19	Hickman, Mason.....	2018-active	Liddle, Steven.....	2008-09
Chari, Tristan.....	2015-16	Ferguson, Tyler.....	2013-15	Higgins, Bob.....	1970	Lind, Sam.....	2011
Childress, Taylor.....	2000-01	Fisher, Fred.....	1974	Hightower, Vegrin.....	1990-93	Lipscomb, Brant.....	1972-73
Christensen, Chris.....	1995-98	Fisher, Hugh.....	2018-active	Hill, Taylor.....	2008-11	Lipton, Kurt.....	2006-07
Christiani, Nick.....	2006-09	Flaherty, Regan.....	2010	Hilliard, Alex.....	2008-09	Little, Jeff.....	1999-02

Letter Winners

Loftus, Joe	2009-11	Ortiz, Gabe	2009	Scoggins, Bob	1986-87	VerHagen, Drew	2012
Logan, Scott	1988-90	Ortiz, Ray	1995-96	Scott, John	2002-03	Wagner, Michael	2004-05
Love, Jeff	1970-71	Ott, Mike	1981	Scott, Stephen	2016-19	Wallace, David	1999-2001
Luellwitz, Sean	1999-02	Owen, Blake	2003-04	Scott, Worth	2001-04	Wallace, Nick	2000
Luna, D.J.	2012-13	Palmore, Wayne	1972-74	Selman, Sam	2010-12	Wallace, Sam	1970-72
Lupo, Jack	2011-13	Parke, John	1985-86	Seretti, Giovanni	2003	Wasilewski, Tom	1982-84
Luten, Sam	1978-79	Parker, Carl	1986	Seybt, Paul	1995-98	Weathers, Casey	2006
Macias, David	2005-08	Parker, Drake	2015	Shao, Stephen	2004	Weatherspoon, Kenny	1986
Madison, Scotti	1977-80	Patton, Benton	1985	Shapiro, Scott	2002	Wells, Greg	1979-81
Malcom, John	2019	Paul, Ethan	2016-19	Shearer, Doug	1986	Welp, David	1995-96
Malloy, Justyn-Henry	2019-active	Paul, Josh	1994-96	Sheffield, Jordan	2015-16	Wessel, Doug	1970-73
Malmo, Dede	1986-88	Pauly, William	2003	Shipley, Ted	1972-74	West, Rick	1994-95
Manley, Dickey	1974	Pecoraro, T.J.	2011-14	Shiverick, Bill	1983-86	Westlake, Aaron	2008-11
Manning, Joey	2008-09	Peoples, Jeff	1970-73	Shoemaker, Brad	1989-90	Whitley, Gabe	1992-93
Mansolino, Tony	2002-05	Pendley, Tom	1992-93	Sholl, Kenny	1976-77	Whipple, Boomer	1992-95
Manson, Marvin	1974-77	Pfeifer, Philip	2012-13, 2015	Simpson, Zach	2002-04	White, DeWayne	1979
Manton, Jason	1992	Pike, Mike	1977-80	Sims, Tommy	1983	White, Ed	1971-73
Marquis, Matt	2009	Pilkington, Nick	2003-04	Skaggs, Mike	1987-90	White, Jonathan	2006-09
Martin, Austin	2018-active	Placenti, Ron	1974-75	Skibitsky, Jeff	1998	Whitt, Cody	1978-79
Martin, Jeff	1990-92	Popovich, Brian	1988	Skillman, Kyle	1998	Wiel, Zander	2013-15
Mascolo, Mark	1983	Powell, Tommy	1970-73	Skinner, Chris	1981-85	Wierciszewski, Mark	1990-91
Maultsby, Chris	1999-2002	Prather, Stephen	1998-2000	Skinner, David	1980-82	Wiles, Ed	1974-77
Maziarka, Mike	1986-87	Price, David	2005-07	Smith, Archie	1985-87	Williams, Corey	2010-11
McCarty, Aubrey	2015	Prince, Justin	1999	Smith, Ethan	2019-active	Williams, Gerald	1982
McCarthy, Mike	1979-81	Prince, Travis	1996-98	Smith, Greg	1985-88	Williams, Jerry	1977-81
McClure, Alex	2009	Prior, Mark	1999	Smith, Jay	2000-02	Willis, Justin	2018
McClure, Michael	2002	Prothro, John	2000-02	Smith, JoJo	1989-91	Willis, Mike	1969-72
McCullough, Clayton	1999	Purdy, Alan	1990-93	Smith, Kyle	2013-16	Wills, Angier	1979
McDonnough, Matt	1993-94	Puskarich, Darren	1983	Smith, Robert	1986-88	Wilson, Justin	2018
McGarry, Matt	2016-17	Raby, Patrick	2016-19	Smith, Scott	1995-96	Wilson, Nevin	2012-13
McGill, Ronnie	1990-93	Ralston, Barry	1980-81	Smith, Tim	1987-88	Wilson, Steve	1971-72, 1974
McGraner, Matt	2003-04	Ramsey, George	1964	Snider, Collin	2015-17	Winchester, Bill	1970-72
McKeithan, Joel	2011-13	Ransom, Robert	2001-03	Snow, Bert	1996-98	Wiseman, Rhett	2013-15
McLean, John	1970-73	Ravenelle, Adam	2012-14	Solomon, Tyler	2018	Wittenbraker, Tom	1970-71
McLochlin, Mike	1988-90	Ray, Harrison	2017-active	Sowers, Jeremy	2002-04	Wix, Stephen	1993-96
McPherson, Scott	1978	Reasonover, Jerry	1971-72	Spagnuolo, Brendan	2015	Woods, David	1997-98
Meadows, Tydus	1996-98	Redovian, Jim	1987-88	St. Luce, Kellen	2008	Woodward, Terry	1975-76
Meingasner, Matt	2006	Reese, Brad	1989-93	Stamps, Joe	1979-81	Wormsley, Jordan	2008-10
Menees, Gene	1974-75	Reese, Charlie	1981-84	Stavnes, Paul	1996	Woyce, Abbie	1982-85
Miller, Brian	2012-14	Reid, Chase	2008-10	Steele, Evan	2016	Wright, Kyle	2015-17
Miller, Jared	2012-14	Reynolds, Bryan	2014-16	Stempel, Paul	2001-02	Wright, Mike	1976-78
Minor, Mike	2007-09	Reynolds, Riley	2009-12	Stone, Hayden	2014-16	Yanello, John	1980-81
Monroe, Mark	1990	Rhoden, Tyler	2004, 2006-07	Stone, Ken	1970	Yarbrough, Kent	1982-83
Montgomery, Ryan	1994-95	Rhodes, Ricky	1971-75	Stoner, Jim	1978	Yastrzemski, Mike	2010-13
Moore, Mike	1975	Rice, Steven	2011-14	Stover, Bob	1970-71	Yee, Damon	1997-2000
Moore, Navery	2009-11	Richardson, Antoan	2004-05	Stover, Paxon	2017-18	Young, Andy	1984
Moore, Tom	1973	Robin, Shea	2005-08	Stricker, Dan	1999	Young, Mark	1979
Morrissey, Dan	1981	Robbins, Jason	1992-95	Stubbs, Cam	1981-82	Young, Steve	1989
Morrissey, Mike	1989-92	Roberts, John	1986	Sues, Jeff	2002-05	Zdanowicz, Tom	1988
Morrow, Joe	1989-91	Robertson, Cliff	1975-76	Sullivan, Charlie	1991	Zeid, Josh	2006
Morrow, Nick	1991-94	Robertson, Jerry	1975-77	Swanson, Dansby	2013-15	Zeller, Matt	2002-05
Moviel, Greg	2004-06	Rocker, Kumar	2019-active	Taylor, Bruce	1984-85	Ziomek, Kevin	2011-13
Moynihan, Matt	1993-95	Rogers, Nolan	2014-16	Taylor, Rucker	2003-06	Zgonc, Kevin	1991-92
Muckerheide, Todd	1987-90	Rote, Ryan	2004-05	Terry, Kyle	1976		
Mullins, Ryan	2003-05	Ruppenthal, Matt	2015-17	Thomas, Greg	1991-93		
Mundy, Joey	2015	Rutledge, Brooks	2000-01	Thomas, Isaiah	2019-active		
Murfee, Penn	2015-17	Sabino, Liam	2015-16	Thompson, Alex	1970		
Murray, Mark	1993-94	Sadecki, Steve	1989-91	Tinsley, Steve	1972-75		
Navin, Spencer	2011-13	Sahagian, Bill	1976-78	Toffey, Will	2015-17		
Nenad, David	1980-81	Sandborn, Michael	2017-active	Trenning, Jeff	1983-85		
Newell, Scott	1989-92	Sanderson, Scott	1976-77	Turnbull, John	1988-91		
Nicolas, Cesar	2001-04	Sands, Craig	1994-95	Turner, Tim	1981-82		
Nicolich, Bob	1983-84	Schabes, Bob	1986-89	Turner, Xavier	2013-14		
Nielsen, Bart	1991-94	Schaller, Reid	2018	Tuizer, David	1997		
Nonemaker, Karl	1999-2002	Schifman, Jim	1987-90	Tyler, Steve	1975		
Norwood, John	2012-14	Schley, Steve	1979	Valente, Lou	1992-93		
Nuismer, Jack	1976-79	Schoell, Nathan	1993	Vanderhoff, Scott	1999-2002		
Nurkka, Hal	1983-84	Schulte, Vance	1986-87	Vaughn, Matt	2000-01		
Olvey, Bill	1981-83	Schwartz, Steven	2008	Velez, Jeff	1993-94		