



UCLA BASEBALL

UCLA Athletic Communications / J.D. Morgan Center / 325 Westwood Plaza / Los Angeles, CA 90095 / (310) 206-4008
Baseball Contact: Andrew Wagner (awagner@athletics.ucla.edu)

UCLA'S 2020 STAT LEADERS

BATTER	GP-GS	AVG	OBP	SLG	HR	RBI
Matt McLain	11-11	.417	.434	.667	3	17
JT Schwartz	12-12	.346	.386	.404	0	7
Garrett Mitchell	12-12	.354	.448	.479	0	5

PITCHER	GP-GS	ERA	W-L	IP	SO
Jesse Bergin	3-3	0.59	3-0	15.1	24
Holden Powell	6-0	0.00	2-0	7.0	15
Zach Pettway	3-3	0.92	2-0	19.2	25

2020 SCHEDULE

FEBRUARY

Fri. 14	UC Riverside	W, 4-2
Sat. 15	UC Riverside	W, 9-1
Sun. 16	UC Riverside	W, 8-0
Tue. 18	Loyola Marymount	W, 10-1
Fri. 21	St. Mary's	W, 5-0
Sat. 22	St. Mary's	W, 7-1
Sun. 23	St. Mary's	W, 2-0
Tue. 25	Keio University (exhibition)	W, 15-1
Wed. 26	Pepperdine	W, 8-2
Fri. 28	vs. No. 18 Oklahoma State%	W, 8-1
Sat. 29	vs. No. 23 Texas A&M%	W, 10-2

MARCH

Sun. 1	vs. Illinois%	W, 14-1
Tue. 3	at UC Santa Barbara	L, 5-8
Fri. 6	Vanderbilt^	6 PM
Sat. 7	TCU^	2 PM
Sun. 8	at USC ^	(TV: P12N) 3 PM
Fri. 13	Oregon*	6 PM
Sat. 14	Oregon*	2 PM
Sun. 15	Oregon*	1 PM
Fri. 20	Washington State*	6 PM
Sat. 21	Washington State*	2 PM
Sun. 22	Washington State*	12 PM
Tue. 24	UC Irvine	6 PM
Fri. 27	at Utah*	5 PM
Sat. 28	at Utah*	3 PM
Sun. 29	at Utah*	12 PM
Tue. 31	Long Beach State	6 PM

APRIL

Fri. 3	Cal State Fullerton	6 PM
Sat. 4	Cal State Fullerton	2 PM
Sun. 5	at Cal State Fullerton	1 PM
Thur. 9	at Washington*	6:05 PM
Fri. 10	at Washington*	6:05 PM
Sat. 11	at Washington*	1:05 PM
Tue. 14	UC Santa Barbara	6 PM
Fri. 17	Arizona State*	(TV: P12N) 7 PM
Sat. 18	Arizona State*	(TV: P12N) 2 PM
Sun. 19	Arizona State*	(TV: P12N) 2 PM
Tue. 21	at UC Irvine	6 PM
Fri. 24	at Oregon State*	5:35 PM
Sat. 25	at Oregon State*	(TV: ESPN) 6 PM
Sun. 26	at Oregon State*	(TV: P12N) 12 PM
Tues. 28	at UC Irvine	6 PM

MAY

Fri. 1	Stanford*	(TV: P12N) 7 PM
Sat. 2	Stanford*	(TV: P12N) 2 PM
Sun. 3	Stanford*	(TV: P12N) 2 PM
Tue. 5	at Cal State Fullerton	6 PM
Fri. 8	at Arizona*	(TV: P12N) 7 PM
Sat. 9	at Arizona*	(TV: P12N) 4 PM
Sun. 10	at Arizona*	(TV: P12N) 1 PM
Tue. 12	at Pepperdine	3 PM
Fri. 15	at California*	(TV: P12N) 6 PM
Sat. 18	at California*	(TV: P12N) 6 PM
Sun. 17	at California*	(TV: P12N) 1 PM
Tue. 19	at Loyola Marymount	6 PM
Thur. 21	USC*	(TV: P12N) 6 PM
Fri. 22	USC*	(TV: P12N) 6 PM
Sat. 23	USC*	(TV: P12N) 1:30 PM

POSTSEASON

5/29-6/1	NCAA Regionals	TBD
6/5-8	NCAA Super Regionals	TBD
6/12-24	College World Series	TBD

All Times are Pacific Time

*Pac-12 Conference Game

% Frisco College Classic - Dr Pepper Ballpark - Frisco, Tex.

^ Southern California College Baseball Classic

UCLA ON SOCIAL MEDIA

Baseball Twitter:	@UCLABaseball
Baseball Instagram:	@UCLABruinsBaseball
Baseball Facebook:	/UCLABaseball
UCLA Athletics Twitter:	@UCLAathletics
UCLA Athletics Instagram:	@UCLAathletics
UCLA Athletics Facebook:	/UCLAathletics

No. 2 UCLA (11-1) at Southern California College Baseball Classic

Mar. 6-8, 2020

Los Angeles, Calif. (Jackie Robinson Stadium & Dedeaux Field)

SERIES INFORMATION

Venue:	Jackie Robinson Stadium (Fri. & Sat.) Dedeaux Field (Sun.)
First Pitch:	6 PM / 2 PM / 3 PM
Streaming:	Pac-12 Plus (UCLABruins.com)
Internet Radio:	UCLABruins.com
Streaming/Radio Talent:	Tim Wilhelm
Live Stats:	UCLAivestats.com
Promos:	Hat Giveaway (Fri) Centennial Celebration / Pin Giveaway (Sat)



vs.



The Bruins enter the weekend with the top RPI in the country

UCLA CO-HOSTS SCCBC, ALL GAMES TO BE STREAMED

No. 2 UCLA (11-1) returns home after a four-game road trip to co-host its annual tournament with USC - the Southern California College Baseball Classic. The Bruins will host No. 2 Vanderbilt on Friday night at 6:00 p.m. and No. 18 TCU on Saturday at 2:00 p.m., both at Jackie Robinson Stadium. UCLA will then face the Trojans on Sunday afternoon in a non-conference road game. All games in the Southern California College Baseball Classic will be streamed through Pac-12 Plus, with links available on UCLABruins.com. Fans can also follow along with live stats and radio on UCLABruins.com.

PROJECTED PITCHING MATCHUPS

Friday, Mar. 6 - 6:00 p.m. PT

UCLA - Zach Pettway, RHP, Jr. (2-0, 0.92 ERA)

VU - TBA

Saturday, Mar. 7 - 2:00 p.m. PT

UCLA - Nick Nastrini, RHP, So. (2-0, 2.63 ERA)

TCU - Charles King, RHP, Sr. (1-1, 3.86 ERA)

Sunday, Mar. 8 - 3:00 p.m. PT

UCLA - Jesse Bergin, RHP, So. (3-0, 0.59 ERA)

USC - Alex Cornwell, LHP, RSo. (2-0, 3.52 ERA)

HOT START TO 2020

UCLA has had an impressive start to the 2020 season, sweeping weekend series against UC Riverside and St. Mary's, going 3-0 at the Frisco College Classic, and defeating Loyola Marymount and Pepperdine in midweeks. UCLA is outscoring its opponents 90-19 (plus-71) so far on the year and has a strong 1.43 team ERA. This is the team's best start to a season since 2015, when UCLA also won 11 of its first 12 games to open the campaign.

BRUINS SWEEP PAC-12 WEEKLY AWARDS

The UCLA baseball team swept the Pac-12 Conference's weekly awards as sophomore shortstop Matt McLain was named Pac-12 Player of the Week and junior righty Zach Pettway was named the Pac-12 Pitcher of the Week. The duo led the Bruins to a 4-0 record last week, including a midweek win over then-unbeaten Pepperdine and three wins in as many games at the 2020 Frisco College Classic. Pettway was named the league's top pitcher for the second straight week, becoming the first Bruin to repeat as Pac-12 Pitcher of the week since Trevor Bauer (Apr. 18 & 25, 2011). He limited No. 18 Oklahoma State to two hits over seven shutout innings. McLain batted .471 with seven RBIs in the Frisco Classic en route to tournament MVP honors.

THROUGH THE QUAD AND INTO THE GYMNASIUM

UCLA's 11-game winning streak to open the season ranked among the longest winning streaks in program history:

- 22 (2010)
- 13 (1969, two separate streaks)
- 12 (1967)
- 11 (2013, 2019, 2020)

FIRST THINGS FIRST

UCLA has dominated the first inning of games to this point in the season:

- The Bruins are outscoring their opponents 16-3 (plus-13) in the first, the team's best margin of any single inning
- UCLA has scored in the first inning in six of 12 games (50%), going 6-0 in those contests
- The Bruins have had at least one baserunner on in the first in 10 of 12 games
- Defensively, UCLA has gone 1-2-3 in the first in 9 of 12 games, including the first six of the year
- Over 12 games, Bruin pitchers have allowed just four hits in the first inning

HISTORY AGAINST VANDERBILT

The Bruins are 1-2 all-time against Vandy, with all matchups coming since the 2010 season and as part of the "Dodgertown" weekend. UCLA won the first-ever matchup - 9-2 on Feb. 26, 2010 - but has since dropped games in 2015 and 2018.

HISTORY AGAINST TCU

UCLA owns a 4-2 all-time record against the Horned Frogs, with the series dating back to 2010. However, this weekend is the first matchup between the two since 2015. This is TCU's second time playing in this tournament, as they took a 3-1 decision over UCLA in 2015. The Bruins are 4-1 against TCU in postseason action, including a sweep in the 2012 Super Regionals and two wins in three games at the 2010 College World Series.

HISTORY AGAINST USC

Though USC holds the edge in the all-time series, UCLA has turned the tide in recent years. In 15 previous seasons under head coach John Savage, UCLA has either won or split the series 13 times including weekend sweeps in 2007, 2010, 2012, 2013, 2017, and 2018. The Bruins have split the last four games against USC in the SCCBC, taking last year's game by a score of 7-5 at Dodger Stadium.

NO RUNS FOR YOU

UCLA has surrendered just 19 runs to this point of the campaign. That represents a new program record for the fewest runs allowed through the first 12 games of a season (prev: 22, 2019).

MEDIA INFORMATION

UCLA Athletic Communications J.D. Morgan Center, Suite 128

325 Westwood Plaza, Los Angeles, CA 90095

Baseball Contact	Andrew Wagner
Office Phone	(310) 206-4008
Cell Phone	(818) 437-3160
E-Mail	awagner@athletics.ucla.edu
Fax	(310) 825-8664
Website	www.uclabruins.com

Media Availability

Player and coach media availability typically takes place before practice on Thursday. Practices at this time take place at Jackie Robinson Stadium from 2-4 p.m. Please contact the Athletic Communications Office early in the week to confirm practice times and availability. Media requests should be made 24 hours in advance.

Credentials

Credential requests for both home and road games must be made 24 hours prior to game time by emailing Andrew Wagner (awagner@athletics.ucla.edu)

Credential Pickup

Credentials are available on game day at Jackie Robinson Stadium at the ticket office window.

Media Seating

Media seating is available in the general admission seating sections of Jackie Robinson Stadium.

Photography Areas

Credentialed photographers are permitted to shoot from the camera well areas located down the left and right-field lines.

Postgame Procedure

Head coach John Savage and selected players will be available to the media after a cooling-off period at the clubhouse on the left-field side of the stadium.

2020 UCLA QUICK FACTS

School Information

Founded	1919
Enrollment	45,921 (2019)
Nickname	Bruins
Colors	Blue and Gold
Home Field (capacity)	Jackie Robinson Stadium (1,879)
Surface	Natural Grass
Dimensions	330/370/395/370/330
Affiliation	NCAA Division I
Conference	Pac-12
Chancellor	Dr. Gene Block
Director of Athletics	Dan Guerrero
Athletic Dept. Phone	(310) 825-8699
Ticket Office Phone	(310) 825-2101

Baseball History

First Season of Baseball	1920
All-Time Record	2525-2054-35 (.551)
NCAA Championships	1 (2013)
Conference Championships	12 (2019)
CWS Appearances	5 (1969, 1997, 2010, 2012, 2013)
Super Reg. Appearances	6 ('00, '07, '10, '12, '13, '19)
Regional Appearances	23 (last, 2019)

Team Information

2019 Record	52-11 (.825)
Home / Away / Neutral	32-7 / 19-4 / 1-0
2019 Pac-12 Record / Finish	24-5 (.828) / 1st
Pac-12 Home / Away	13-2 / 11-3
Final Ranking	6 (Baseball America)
Lettermen Returning / Lost	21 / 11
Newcomers	10
Starting Position Players Returning / Lost	3 / 6
Starting Pitchers Returning / Lost	2 / 2
2019 MLB Draft Selections	13 (all signed)

Coaching Staff

Head Coach	John Savage
Record at UCLA	539-360-1 (15 years)
Career Record	627-444-2 (18 years)
Assistant Coaches	Rex Peters (9th year)
	Bryant Ward (5th year), Niko Gallego (6th year)
Director of Operations	David Berg (1st year)
Athletic Trainer	Carl Stocklin

2020 UCLA NUMERICAL ROSTER

No.	Name	Yr.	Pos.	B/T	Ht.	Wt.	Hometown (Previous School)
1	Matt McLain	So.	INF	R/R	5-11	170	Tustin, Calif. (Beckman HS)
3	Sean Mullen	So.	RHP	R/R	6-1	195	Bakersfield, Calif. (Stockdale HS)
4	Kevin Kendall	Jr.	INF	L/R	5-10	165	La Mirada, Calif. (La Mirada HS)
5	Garrett Mitchell	Jr.	OF	L/R	6-3	215	Orange, Calif. (Orange Lutheran HS)
6	Michael Curialle	Fr.	INF	R/R	6-2	190	Capistrano Valley, Calif. (J Serra Catholic HS)
7	JT Schwartz	RS Fr.	1B	L/R	6-4	208	Newport Beach, Calif. (Corona del Mar HS)
8	Jarron Silva	RS Jr.	OF	L/L	6-1	188	Stockton, Calif. (St. Mary's HS)
9	RJ Teijeiro	Jr.	C	L/R	6-1	185	Foster City, Calif. (St. Francis HS)
10	Mikey Perez	So.	INF	R/R	6-0	185	Cerritos, Calif. (Gahr HS)
11	Jake Moberg	So.	INF	R/R	6-2	190	Murrieta, Calif. (Vista Murrieta HS)
12	Emanuel Dean	Fr.	OF	R/R	6-3	210	Anaheim Hills, Calif. (Servite HS)
14	Charles Harrison	Fr.	RHP	R/R	6-1	173	Canyon Country, Calif. (Canyon HS)
15	Will McInerney	Sr.	C	R/R	6-0	175	Laguna Beach, Calif. (Laguna Beach HS)
16	Kyle Cuellar	Sr.	OF	L/R	6-0	193	Arcadia, Calif. (La Salle HS)
18	Darius Perry	Fr.	C	R/R	6-2	220	Whittier, Calif. (La Mirada HS)
19	Jared Karos	Fr.	RHP	R/R	6-6	190	Manhattan Beach, Calif. (Mira Costa HS)
21	Jordan Prendiz	RS Jr.	OF	L/L	5-10	180	Visalia, Calif. (Mt. Whitney HS)
24	Zach Pettway	Jr.	RHP	R/R	6-1	210	Long Beach, Calif. (Long Beach Wilson HS)
25	Noah Cardenas	So.	C	R/R	6-1	190	Saugus, Calif. (Alemany HS)
27	Jack Filby	So.	RHP/INF	L/R	6-0	195	Sacramento, Calif. (C.K. McClatchy HS)
28	Adrian Chaidez	Jr.	RHP	R/R	6-1	170	South Gate, Calif. (Cypress College)
29	Michael Townsend	Jr.	RHP	R/R	6-1	190	Los Alamitos, Calif. (Los Alamitos HS)
30	Nick Nastini	So.	RHP	R/R	6-3	205	San Diego, Calif. (Cathedral Catholic HS)
32	Josh Hahn	Fr.	OF/LHP	L/L	6-2	210	Huntington Beach, Calif. (Huntington Beach HS)
33	Jake Saum	Fr.	LHP	L/L	5-10	175	Ventura, Calif. (St. Bonaventure HS)
34	Felix Rubi	Sr.	RHP	R/R	6-2	195	Pacoima, Calif. (Glendale JC)
35	Kyle Mora	Sr.	RHP	R/R	6-3	200	Los Alamitos, Calif. (Los Alamitos HS)
36	Tommy Beres	Fr.	C	R/R	6-0	185	Woodland Hills, Calif. (Notre Dame HS)
38	Pat Caulfield	Jr.	OF	R/R	5-10	180	Burlingame, Calif. (Santa Barbara CC)
40	Holden Powell	Jr.	RHP	R/R	6-0	189	Visalia, Calif. (Mt. Whitney HS)
43	Daniel Colwell	So.	LHP	L/L	6-1	165	Berkeley, Calif. (Saint Mary's College HS)
44	Nick Scheidler	RS Jr.	LHP	L/L	6-3	200	Encinitas, Calif. (La Costa Canyon HS)
55	Jesse Bergin	So.	RHP	R/R	6-4	200	Studio City, Calif. (Harvard-Westlake HS)

COACHING STAFF

22	John Savage	Head Coach	16th Season
17	Rex Peters	Assistant Coach	9th Season
23	Bryant Ward	Assistant Coach	5th Season
2	Niko Gallego	Assistant Coach	6th Season
	David Berg	Director of Ops	2nd Season (1st as DBO)

PRONUNCIATION GUIDE

Tommy Beres..... rhymes with terrace
Noah Cardenas car-Dee-nus
Adrian Chaidez CHI-dez
Kyle Cuellar KWAY-ar
Michael Curialle KYUR-ee-al-ee
Niko Gallego NEE-koh guy-AY-go

Will McInerney.....MAC-uh-ner-nee
Jordan Prendiz.....PREN-dez
Jake Saum like "Psalm"
Nick Scheidler..... SHY-dler
RJ Teijeiro..... Tuh-JAIR-oh

ALUMNI SPOTLIGHT

- Gerrit Cole signed a historic deal with the New York Yankees this winter, inking a 9-year, \$324 contract. That contract is the largest signed by a pitcher in MLB history and his \$36 million AAV is the highest of any MLB player.
- Cole finished runner-up in the 2019 AL Cy Young Voting with 13 first place votes and 159 points, trailing only then-teammate Justin Verlander's 17 first place votes and 171 points
- In 2019, Cole led the AL in ERA (2.50), strikeouts (326), and ERA+ (185). His 326 Ks are an Astros franchise record
- Cole had a strikeout percentage of 39.9% in 2019, an MLB record for qualifying pitchers
- Trevor Bauer recorded his 1,000th career strikeout on May 16 against the Baltimore Orioles.
- Four Bruins made The Athletic's rankings of the top-175 pitchers in the MLB for the 2020 season: Cole (No. 2), Bauer (32), Griffin Canning (62), and Adam Plutko (161).
- On Apr. 30, 2019 ... Trevor Bauer (CLE), Griffin Canning (LAA), and Gerrit Cole (HOU) all made MLB starts. It marked the first time in history that three former Bruin pitchers made Major League starts on the same day.
- Pat Valaika was claimed off waivers twice by the Baltimore Orioles this offseason
- Tyler Heineman made his Major League debut with the Miami Marlins in September 2019. In the offseason, he signed a minor league deal with the San Francisco Giants where he is expected to compete for the backup catcher job on the MLB squad
- Ron Roenicke ('77) was named Interim Manager of the Boston Red Sox just before Spring Training. He is the third former Bruin player to currently manage an MLB club. No other school has more than one.
- Matt Grace signed a minor league deal with a non-roster invite to Spring Training with the Arizona Diamondbacks
- Adam Plutko had his No. 18 jersey retired by Glendora High School in February
- 2019 draftee Ryan Kreidler was called up to the Detroit Tigers' major league camp at Spring Training on Mar. 1 and he made the most of his opportunity, clubbing a grand slam off New York Yankees pitcher Kaleb Ort in the 7th inn.

WIN-LOSS RECORD WHEN...	
Overall	11-1
Pac-12	0-0
Pac-12 Home / Road	0-0 / 0-0
Non-Conference	11-1
Home games	8-0
Away games	0-1
Neutral site	3-0
Day games	6-0
Night games	5-1
vs. Left-handed starter	2-0
vs. Right-handed starter	9-1
1-run games	0-0
2-run games	2-0
5+ run games	9-0
Extra innings	0-0
Shutouts	3-0
When UCLA scores...	
0-2 runs	1-0
3-5 runs	2-1
6-9 runs	5-0
10+ runs	3-0
When the opponent scores...	
0-2 runs	11-0
3-5 runs	0-0
6-9 runs	0-1
10+ runs	0-0
Inning breakdown	
UCLA scored in 1st inning	6-0
Opponent scored in 1st inning	2-1
UCLA scores first	8-0
Opponent scores first	3-1
After 6, leading	10-0
trailing	0-1
tied	1-0
After 7, leading	11-0
trailing	0-1
tied	0-0
After 8, leading	11-0
trailing	0-1
tied	0-0
Miscellaneous statistics	
Hit 0 home runs	5-1
Hit 1 home run	4-0
Hit 2+ home runs	2-0
Opponent hit 0 home runs	8-1
Opponent hit 1 home run	3-0
Opponent hit 2+ home runs	0-0
Made 0 errors	6-0
Made 1 error	2-1
Made 2+ errors	3-0
Opponent made 0 errors	3-0
Opponent made 1 error	4-0
Opponent made 2+ errors	4-1
UCLA out-hit opponent	11-0
Opponent out-hit UCLA	0-1
Hits are tied	0-0
UCLA's record in	
February	10-0
March	1-1
April	0-0
May	0-0
UCLA's record on	
Tuesday	1-1
Wednesday	1-0
Thursday	0-0
Friday	3-0
Saturday	3-0
Sunday	3-0
UCLA's record when	
Zach Pettway starts	3-0
Nick Nastrini starts	3-0
Jesse Bergin starts	3-0
Jared Karros starts	2-1

PITCHING OFF TO A HOT START

A year after leading the NCAA in team ERA, UCLA's pitching staff is off to a great start to the 2020 campaign. To this point in the year, the Bruins rank second the country in team ERA (1.43) while ranking first nationwide in hits allowed per nine innings (4.37) and WHIP (0.79). The hot start is nothing new - UCLA allowed just 22 runs through its first 12 games last year.

BRUINS IN THE POLLS

UCLA was represented in all five major national polls this week, and was ranked as high as No. 1 (Collegiate Baseball). Elsewhere, the Bruins checked in at No. 2 (ESPN/USA Today Coaches Poll), No. 5 (Baseball America, NCBWA), and No. 6 (D1Baseball).

DEPTH ON THE MOUND

UCLA has used 14 different pitchers to this point of the season. Among those:

- 12 of 14 have an ERA under 3.00
- 10 of 14 have an ERA under 2.00
- 8 of 14 have an ERA under 1.00
- 6 of 14 have a perfect ERA, led by Michael Townsend's 0 ER in 10 IP line

WEEK IN REVIEW

The Bruins are coming off a 3-1 week, dominating the Frisco College Classic before suffering their first loss of the year at UCSB. UCLA outscored its opponents 32-4 in Frisco, earning the de facto tournament title.

- UCLA dominated from the word go against No. 17 Oklahoma State, going up 5-0 by the end of the second inning in an eventual 8-1 win. Zach Pettway tossed seven innings of shutout ball to keep the Bruins up by a large margin. Garrett Mitchell sparked multi-run rallies in the first two innings with ground ball doubles (not a typo), while Matt McLain (3-5), Pat Caulfield (2-4, 2B), and Mikey Perez (2-3, 2B) all had nice days with the bat as well.
- The Bruins threw a combined one-hitter in a dominant 10-2 win over No. 23 Texas A&M on Saturday. UCLA outhit the Aggies 14-1 and led the entire game after putting up a two-spot in the top of the first. Nick Nastrini threw the first five innings of the one-hitter. Every Bruin starter recorded at least one hit, with Jarron Silva and Kyle Cuellar collecting three hits apiece.
- UCLA set season highs in runs and hits (17) in an overwhelming 14-1 triumph over Illinois in the Frisco Classic closer. Matt McLain (4-6) and Garrett Mitchell (2-5) had four RBIs apiece and Mikey Perez scored a career-high five runs. The UCLA bullpen combined to go 12-up, 12-down over the final four innings of the game. Jesse Bergin received the win to improve to a team-best 3-0 on the year. He allowed one earned over five innings with six strikeouts.
- The Bruins dropped an 8-5 decision at UC Santa Barbara on Tuesday, snapping an 11-game winning streak. UCLA led 4-2 halfway through the game, but never came back after UCSB produced a go-ahead four-run rally in the bottom of the fifth. Noah Cardenas (2-5, RBI 2B) was the offensive standout for the Bruins while Sean Mullen faced the minimum and struck out 4 in 2 1/3 innings of relief.

STAYING AHEAD

Out of the 108 innings UCLA has played this season, the Bruins have only trailed for 11. The Bruins have trailed in just four of 12 games ... On Opening Day, they fell behind 2-0 in the third before tying it in the fifth in an eventual 4-2 triumph. UCLA briefly trailed 1-0 in the top of the third in the series finale against St. Mary's, but tied it up in the bottom half of frame before going ahead for good their next time up. Illinois scored in the top of the first against UCLA, but the Bruins responded with a go-ahead two-run rally in the second en route to 14 unanswered runs.

MITCHELL CAUSING HAVOC ATOP THE LINEUP

Garrett Mitchell's on-base skills have paid dividends for the Bruins, as UCLA is batting 22-48 (.458) as a team when he's on base. With Mitchell locking down the leadoff spot, UCLA's No. 2 and No. 3 hitters have combined to go 34-94 (.362) with 28 RBIs. An All-American and ABCA Gold Glove finalist in 2019, Mitchell is slashing .354/.448/.479 so far this year and leads the team in doubles (6) and stolen bases (5).

BACK TO BACK

Freshman Michael Curialle and sophomore Matt McLain launched solo homers in back-to-back fashion during the first inning of Feb. 16's series finale against UCR. The pair of jacks represented UCLA's first set of back-to-back homers since Michael Toglia and Chase Strumpf did so on May 21, 2017 against Utah.

SCHWARTZ SWINGIN' IT

Redshirt freshman JT Schwartz has looked like anything but a first-year player so far in 2020, batting .346 while starting every game at first base. He's hit safely in all but one contest, and has a trio of three-hit performances.

HOT AT HOME

UCLA is 8-0 at home this year and has gone 78-25 (.757) at Jackie Robinson Stadium since the start of the 2017 season. Dating back to 2017, the Bruins have won 19 consecutive regular season series on their home field, with their last loss coming to Oregon State (Apr. 21-13, 2017).

IN CONTROL

Part of UCLA's success on the mound can be attributed to the lack of free passes allowed by the team's pitchers. Bruin hurlers are averaging just 2.69 walks per nine innings - 14th in the nation - while the team's 4.53 strikeout-to-walk ratio ranks seventh in the country. Zach Pettway (25-1 K-BB in 19.2 IP), Michael Townsend (1 BB in 10 IP), and Holden Powell (0 BB in 7 IP) have been especially stingy.

A YEAR OF FIRSTS

With six new starters in the Opening Day lineup, there have been plenty of opportunities for Bruins to record career firsts:

- Hits: Michael Curialle (HR vs. UCR, 2/14), Jordan Prendiz (1B vs. LMU, 2/18) , JT Schwartz (1B vs. UCR, 2/14), Josh Hahn (1B vs. UCR, 2/14), Pat Caulfield (1B vs. UCR, 2/16)
- Home Run: Michael Curialle (to LF vs. UCR, 2/14, B5), Pat Caulfield (to LF vs. St. Mary's, 2/22, B5)
- RBI: Michael Curialle (HR vs. UCR, 2/14), JT Schwartz (1B vs. UCR, 2/14), Pat Caulfield (1B vs. UCR, 2/16), Jordan Prendiz (SF vs. UCR, 2/15)
- Pitching Win: Jared Karros (2/18 vs. LMU), Adrian Chaidez (2/22 vs. St. Mary's)

NOTES ON THE BULLPEN

- UCLA's bullpen has tossed 43 1/3 innings of relief this year with just six earned runs and 17 hits against
- Collectively, UCLA's pen has a 1.25 ERA and a 3.5 hits allowed per nine ratio while striking out 12.9 batters per nine
- The Bruin pen didn't allow a run over the first seven games of the season, snapping that streak with 1 ER vs. Pepperdine
- At the Frisco College Classic, UCLA's bullpen pitched 10 innings with just one hit allowed and 14 strikeouts
- Top performers have included Felix Rubi (0 R in 4 appearances), Michael Townsend (0 H in 10 IP), Kyle Mora (1.17 ERA, NCAA-high 9 appearances), Holden Powell (15 K in 7 IP, two saves)

PLENTY OF PRESEASON PUB FOR MITCHELL, POWELL

After breakout sophomore campaigns, UCLA juniors Garrett Mitchell and Holden Powell picked up plenty of preseason praise this winter. Mitchell was a unanimous Preseason All-America selection, including First Team designation from D1Baseball, Baseball America, and Perfect Game. Powell meanwhile picked up First Team Preseason All-America acclaim from Collegiate Baseball, D1Baseball, and Perfect Game.

MCLAIN BREAKS OUT

Sophomore Matt McLain is having a breakout campaign so far, leading the team in a number of offensive categories including batting average (.417), hits (20), home runs (3), RBIs (17), total bases (32), and slugging (.667). He leads the Pac-12 in RBIs and total bases, with his RBI total ranking 15th nationally as of Monday. He's had a pair of monster weekends, going 7-12 (.583) with two home runs and six RBIs against UC Riverside to open the season before earning Frisco College Classic MVP honors with an 8-17 (.481), seven-RBI line.

BRUINS PICKED TO FINISH SECOND IN PAC-12 IN 2020

UCLA was picked to place second in the '20 Preseason Pac-12 Coaches Poll, which is voted on by the 11 league coaches.

Rank	Team (1st place votes)	Points
1.	Arizona State (7)	96
2.	UCLA (4)	89
3.	Stanford	81
4.	Arizona	70
5.	Oregon State	66
6.	Washington	49
T-7.	USC	45
T-7.	California	45
9.	Oregon	35
10.	Utah	16
11.	Washington State	13

OFFENSE COMING ALIVE

Despite losing six starters from last year's starting lineup, UCLA's offense has been one to be reckoned with in 2020:

- The Bruins have scored 8+ runs in 8 of 12 games, including 4 of the last 5
- UCLA has collected 10+ in 7 of 12 games, including 4 of the last 5
- The Bruins lead the Pac-12 and rank 22nd nationally with a .310 team batting average
- UCLA is averaging 7.5 runs per game, second in the Pac-12 and 42nd nationally

POWELL NAMED TO PRESEASON STOPPER OF THE YEAR WATCH LIST

UCLA junior righty Holden Powell was named to the 2020 Preseason Stopper of the Year Watch List. Powell took home the award last year, which is given out annually by the NCBWA to the top reliever in college baseball. He is the second Bruin all-time to win the award, joining David Berg (2013, 2015) who remains the lone two-time winner of the award since its inception in 2005.

FABULOUS FRESHMEN

UCLA's current class of newcomers was ranked No. 5 in the country this fall by Baseball America. Its the third consecutive season that the Bruins' incoming class has been ranked top-five, and that trend has a strong chance of continuing next year as UCLA's 2021 class was ranked No. 4 on National Signing Day. The newest group of Bruins is highlighted by Michael Curialle, the No. 16-ranked freshman nationally per Baseball America. Other ranked freshmen include first baseman JT Schwartz (No. 26, D1Baseball), outfielder Emanuel Dean (50, BA), left-handed pitcher Josh Hahn (86, D1), and left-handed pitcher Jake Saum (130, D1). The Bruins also welcome a pair of transfers in Pat Caulfield (Santa Barbara City College; set WCL record with 42 stolen bases this summer) and Adrian Chaidez (Cypress College; 12.2 K/9 last season).

HOLDEN IT DOWN AT THE END OF THE GAME

Junior closer Holden Powell returns to UCLA this spring as one of the top relievers in the college game. Powell posted 17 saves last year with a 1.84 ERA en route to NCBWA Stopper of the Year and First Team All-America honors. His save total was second in the country and also second in UCLA single-season history. The Visalia, Calif. native was downright unhittable at times, posting a 20-inning streak without an earned run from Mar. 22 to May 5 and putting together two separate hitless streaks of eight innings. He's unscored upon in seven innings this year, striking out over two batters per inning (15 total, 19.2 K/9 ratio).

2019 IN BRIEF

UCLA's 2019 season was among the most successful in program history.

- Program record for regular season wins (47) and overall wins (52)
- Program record for conference wins (24) and Pac-12 winning percentage (.828)
- .825 winning percentage is highest since 1924 (.889), when there were just 18 games on the schedule
- 2019 represented fourth time that a UCLA team has won 47+ games, postseason included (all four during Savage era)
- Pac-12 Champions, fourth league title under Savage and 12th all-time
- Ranked No. 1 for 12 straight weeks, longest stretch in program history
- Program-record 13 players drafted, including first round selection Michael Toglia (No. 23 overall, Colorado)

CURRENT BRUINS DRAFTED

UCLA has six players on its roster that have previously been selected in MLB drafts.

Player	Position	Class	Year	Round	Team
Michael Curialle	INF	Freshman	2019	31st	Colorado Rockies
Matt McLain	INF	Sophomore	2018	1st	Arizona Diamondbacks
Garrett Mitchell	OF	Junior	2017	14th	Oakland Athletics
Jake Moberg	INF	Sophomore	2018	34th	Colorado Rockies
Sean Mullen	RHP	Sophomore	2018	35th	Colorado Rockies
Darius Perry	C	Freshman	2019	39th	Colorado Rockies

2020 PAC-12 STANDINGS

Team	Pac-12				Overall				Last 10	Streak
	W	L	T	Pct	W	L	T	Pct		
UCLA	0	0	0	.000	11	1	0	.917	9-1	L 1
Arizona State	0	0	0	.000	10	4	0	.714	8-2	W 2
Arizona	0	0	0	.000	8	4	0	.667	6-4	W 1
USC	0	0	0	.000	7	4	0	.636	6-4	L 1
Oregon	0	0	0	.000	7	4	0	.636	7-3	W 7
Washington	0	0	0	.000	7	4	0	.636	7-3	L 1
Washington State	0	0	0	.000	5	6	0	.455	4-6	L 1
Oregon State	0	0	0	.000	5	6	0	.455	4-6	L 2
Utah	0	0	0	.000	4	6	0	.400	4-6	L 1
Stanford	0	0	0	.000	4	8	0	.333	4-6	W 3
California	0	0	0	.000	3	9	0	.250	3-7	L 4

15-YEAR COMPOSITE

In conference games since 2006, UCLA ranks second in wins (240) and win percentage (.614), trailing only Oregon State. The Bruins are third in total wins (532) and overall win percentage (.625) among Pac-12 teams. UCLA captured its 12th conference crown in 2019 and in 2013, the Bruins won their first NCAA title in program history.

PAC-12 GAMES (2006-2020)

Team	Wins	Losses	Pct.
Oregon State	249	140	.640
UCLA	240	151	.614
Arizona State	231	161	.589
Stanford	214	177	.547
Arizona	197	196	.501
Washington	189	203	.482
Oregon	151	169	.472
California	183	207	.469
USC	163	228	.417
Washington State	150	241	.384
Utah	73	166	.305

ALL GAMES (2006-2020)

Team	Wins	Losses	Pct.
Oregon State	593	245	.708
Arizona State	555	289	.657
UCLA	535	320	.625
Stanford	497	322	.611
Arizona	510	324	.611
Oregon	381	279	.577
California	417	357	.543
Washington	423	368	.533
Washington State	376	420	.474
USC	369	410	.472
Utah	314	443	.415

CURRENT UCLA BRUIN MAJOR LEAGUERS

RHP Trevor Bauer	
RHP Griffin Canning	
RHP Gerrit Cole	
INF Brandon Crawford	
RHP Adam Plutko	

2020 HONORS AND AWARDS

Pac-12 Weekly Awards

- Zach Pettway: Pitcher of the Week (Feb. 25 | Mar. 3)
- Matt McLain: Player of the Week (Mar. 3)

Stopper of the Year Watch List

- Holden Powell

Pac-12 Preseason Awards (D1Baseball)

- Zach Pettway: Preseason Pac-12 Pitcher of the Year

Preseason All-America

- Garrett Mitchell (D1 1st, BA 1st, PG 1st, CB 2nd)
- Holden Powell (D1 1st, CB 1st, PG 1st)

D1Baseball Preseason Positional Power Rankings

- Garrett Mitchell - No. 2 OF
- Holden Powell - No. 2 RP
- Noah Cardenas - No. 7 C
- Kyle Mora - No. 8 RP
- Matt McLain - No. 26 SS
- Nick Nastrini - No. 53 SP
- Zach Pettway - No. 54 SP

D1Baseball Top 150 Player Lists

- No. 37 - Garrett Mitchell
- No. 54 - Noah Cardenas
- No. 58 - Kyle Mora
- No. 75 - Jesse Bergin
- No. 90 - Holden Powell
- No. 146 - Zach Pettway

Top Freshman Lists

- No. 16 - Michael Curialle (BA)
- No. 26 - JT Schwartz (D1)
- No. 50 - Emanuel Dean (BA)
- No. 85 - Josh Hahn (D1)
- No. 130 - Jake Saum (D1)

2020 NATIONAL RANKINGS*

BASEBALL AMERICA

No.	School	Record	PREV
1.	Florida	11-0	1
2.	Texas Tech	11-1	2
3.	Vanderbilt	10-3	3
4.	Georgia	11-1	10
5.	UCLA	11-0	11
6.	Miami	8-3	6
7.	Louisville	8-3	7
8.	Arizona State	8-4	8
9.	Mississippi	10-1	13
10.	Michigan	6-4	5
11.	Oklahoma	9-3	15
12.	Mississippi State	7-4	4
13.	Arkansas	7-3	9
14.	Florida State	8-3	12
15.	North Carolina State	11-0	17
16.	Duke	9-2	16
17.	Long Beach State	8-3	NR
18.	Tennessee	12-0	NR
19.	Central Florida	11-2	21
20.	Louisiana State	7-5	14
21.	Dallas Baptist	8-3	18
22.	Texas Christian	10-1	NR
23.	Clemson	9-2	NR
24.	Auburn	10-3	24
25.	East Carolina	8-3	20

COLLEGIATE BASEBALL

No.	School	Pts	PREV
1.	UCLA (11-0)	496	1
2.	Florida (11-0)	495	2
3.	Texas Tech. (11-1)	492	4
4.	Georgia (11-1)	489	8
5.	Vanderbilt (10-3)	486	5
6.	Louisville (8-3)	483	7
7.	N.C. State (11-0)	480	10
8.	Mississippi (10-1)	477	14
9.	Miami, Fla. (8-3)	475	13
10.	Arizona St. (8-4)	471	12
11.	Michigan (6-4)	468	9
12.	Mississippi St. (7-4)	466	6
13.	Arkansas (7-3)	464	3
14.	Florida St. (8-3)	462	11
15.	Central Florida (11-2)	460	17
16.	Tennessee (12-0)	458	23
17.	Auburn (10-3)	456	18
18.	Texas Christian (10-1)	455	21
19.	Texas (10-2)	453	16
20.	Texas A&M (10-3)	451	15
21.	Long Beach St. (8-3)	448	25
22.	Louisiana St. (7-5)	447	19
23.	Alabama (12-0)	444	—
24.	Pepperdine (10-1)	443	22
25.	North Carolina (8-4)	440	20
26.	Duke (9-2)	438	—
27.	Clemson (9-2)	437	26
28.	Oklahoma (9-3)	434	—
29.	Tulane (9-2)	430	29
30.	U.C. Santa Barbara (9-2)	427	—

D1 BASEBALL

No.	School	Record	PREV
1	Florida	11-0	1
2	Vanderbilt	10-3	2
3	Louisville	8-3	3
4	Georgia	11-1	4
5	Texas Tech	11-1	5
6	UCLA	11-0	10
7	Miami	8-3	7
8	NC State	11-0	13
9	Ole Miss	10-1	15
10	Arizona State	8-4	12
11	Florida State	8-3	9
12	Duke	9-2	14
13	Arkansas	7-3	6
14	UCF	11-2	19
15	Oklahoma	9-3	22
16	Michigan	6-4	16
17	Long Beach State	8-3	25
18	Mississippi State	7-4	8
19	Auburn	10-3	20
20	Tennessee	12-0	24
21	LSU	7-5	11
22	TCU	10-1	NR
23	Tulane	9-2	NR
24	Pepperdine	10-1	NR
25	Dallas Baptist	8-3	23

ESPN/USA TODAY Coaches Poll

No.	School (1st votes)	Record	PREV
1	Florida (26)	11-0	10
2	UCLA (4)	11-0	8
3	Georgia	11-1	4
4	Texas Tech	11-1	3
5	Vanderbilt	10-3	1
6	Louisville (1)	8-3	2
7	NC State	11-0	18
8	Ole Miss	10-1	23
9	Miami	8-3	7
10	Arkansas	7-3	5
11	Tennessee	12-0	NR
12	Duke	9-2	20
13	Arizona State	8-4	13
14	Florida State	8-3	14
15	UCF	11-2	NR
16	Oklahoma	9-3	NR
17	Auburn	10-3	9
18	TCU	10-1	NR
19	Mississippi State	7-4	6
20	Michigan	6-4	11
21	Long Beach State	8-3	NR
22	LSU	7-5	12
22	Texas	10-2	NR
24	Texas A&M	10-3	21
25	Alabama	12-0	NR

NCBWA

No.	School	Record	PREV
1.	Florida	11-0	1
2.	Texas Tech	11-1	3
3.	Georgia	11-1	5
4.	Vanderbilt	10-3	4
5.	UCLA	11-0	7
6.	Louisville	8-3	9
7.	N.C. State	11-0	8
8.	Miami	8-3	10
9.	Arizona State	8-4	11
10.	Ole Miss	10-1	15
11.	Arkansas	7-3	2
12.	Duke	9-2	14
13.	Mississippi State	7-4	6
14.	Florida State	8-3	12
15.	Oklahoma	9-3	20
16.	Tennessee	12-0	24
17.	Michigan	6-4	18
18.	Auburn	10-3	21
19.	UCF	11-2	25
20.	TCU	10-1	26
21.	LSU	7-5	16
22.	East Carolina	8-3	17
23.	Texas A&M	10-3	13
24.	Long Beach State	8-3	RV
25.	Dallas Baptist	8-3	22
26.	Alabama	12-0	RV
27.	Clemson	9-2	29
28.	Texas	10-2	27
29.	Georgia Tech	7-4	19
30.	Pepperdine	10-1	RV

* Records and rankings accurate as of Monday

HEAD COACH JOHN SAVAGE’S YEAR-BY-YEAR TOTALS

Year	School	Record	Pct.	League	Pct.	Finish	Postseason
2002	UC Irvine	33-26	.559	14-10	.583	T4th	
2003	UC Irvine	21-35	.375	8-13	.381	T5th	
2004	UC Irvine	34-23-1	.595	10-11	.476	T4th	Midwest Regional
2005	UCLA	15-41	.260	4-20	.167	8th	
2006	UCLA	33-25	.560	13-10	.565	3rd	Malibu Regional
2007	UCLA	33-28	.541	14-10	.583	3rd	Fullerton Super Regional
2008	UCLA	33-27	.550	13-11	.542	3rd	Fullerton Regional
2009	UCLA	27-29	.482	15-12	.555	T3rd	
2010	UCLA	51-17	.750	18-9	.667	2nd	College World Series runner-up
2011	UCLA	35-24	.593	18-9	.667	1st	Los Angeles Regional (Pac-10 Champions)
2012	UCLA	48-16	.750	20-10	.667	T1st	College World Series (Pac-12 Co-Champions)
2013	UCLA	49-17	.742	21-9	.700	3rd	NCAA Champions
2014	UCLA	25-30-1	.455	12-18	.400	9th	
2015	UCLA	45-16	.738	22-8	.733	1st	Los Angeles Regional (Pac-12 Champions)
2016	UCLA	25-31	.446	12-18	.400	10th	
2017	UCLA	30-27	.526	19-11	.633	3rd	Long Beach Regional
2018	UCLA	38-21	.644	19-11	.633	4th	Minneapolis Regional
2019	UCLA	52-11	.825	24-5	.828	1st	Los Angeles Super Regional (Pac-12 Champions)
2020	UCLA	11-1	.917	0-0	--		
3 seasons at UC Irvine		88-84-1	.509	32-34	.485		1 Regional
16th season at UCLA		550-361-1	.604	244-171	.588		1 title, 3 CWS, 5 Super Reg., 11 Reg.
19th SEASON OVERALL		638-445-2	.589	276-205	.574		1 title, 3 CWS, 5 Super Reg., 12 Reg.

NOTES ON UCLA HEAD COACH JOHN SAVAGE

- Savage was named the 2019 Pac-12 Coach of the Year, the second time he’s taken home the award in his career. He was previously named the Pac-12 Coach of the Year in 2015 after leading the Bruins to a league title. He was also named National Coach of the Year in 2010 and 2013. After the season, he was named the ABCA West Region Coach of the Year for the second time in his career (2013) and was also honored as the National Pitching Coach of the Year by Collegiate Baseball.
- Savage helped UCLA reach college baseball’s pinnacle in 2013, as the Bruins won their first-ever NCAA baseball title. Under his guidance, UCLA has advanced to the postseason in nine of the last 13 seasons, hosting an NCAA Regional in five of the last eight, including four-straight from 2010 through 2013.
- In the summer of 2017, Savage was the manager of the USA Baseball Collegiate National Team after being an assistant coach in 2000. He led the U.S. to a 15-5 record over the summer, including 11-4 during international play. The United States won all three international series it competed in, including going 4-0 against Chinese Taipei and 3-2 versus both Cuba and Japan. The win over Cuba marked the third-straight series win, while also improving to 23-18 in 41 all-time series against Japan.
- 12 of his 14 recruiting classes have been nationally ranked in the top-25 by Baseball America. UCLA’s incoming class in the fall of 2012 was rated No. 2, nationally, by Baseball America, the highest-such ranking of any of Savage’s classes. UCLA’s incoming group in the fall of 2006 was ranked No. 5, followed by No. 13 (fall 2007), No. 7 (fall 2008), No. 7 (fall 2009), No. 19 (fall 2010), No. 3 (fall 2011), No. 2 (fall 2012), No. 7 (fall 2014), No. 3 (fall 2015), No. 16 (fall 2016) No. 16 (fall 2017), and No. 4 (fall 2018).
- Savage was named the 2013 National Coach of the Year by Collegiate Baseball, Baseball America, the American Baseball Coaches Association (ABCA) and Perfect Game USA. His work with UCLA’s pitching staff that season was no more evident than with the success of starting pitchers Adam Plutko, Nick Vander Tuig and Grant Watson. Plutko and Vander Tuig capped their UCLA careers in 2013 as the winningest pitching tandem in school history (56 total wins in three seasons).
- Under Savage’s guidance, UC Irvine posted a 88-84-1 overall record and the Anteaters broke through with an NCAA Tournament appearance in 2004. That season, UC Irvine went 34-23-1 and competed at the NCAA Notre Dame Regional. The Anteaters earned their highest national ranking at the time, climbing to the No. 7 spot in Collegiate Baseball’s weekly rankings in April 2004. At season’s end, Savage was tabbed a finalist for National Coach of the Year honors by CollegeBaseballInsider.com.
- As pitching coach and recruiting coordinator at USC from 1997-2000, Savage helped the Trojans produce consecutive Pac-10 Pitcher of the Year selections in Seth Etherton, Rik Currier and eventual American League Cy Young Award winner Barry Zito. Also under Savage’s mentorship was former Chicago Cubs right-hander Mark Prior. As the Trojans’ recruiting coordinator, Savage helped facilitate the nation’s top-ranked recruiting class in 1999-2000, as ranked by Collegiate Baseball. He was honored as Collegiate Baseball’s Assistant Coach of the Year in 1998, following the Trojans’ run to the College World Series title. USC advanced to the NCAA Super Regional in 1999 and back to the College World Series in 2000.

HEAD COACH JOHN SAVAGE



Record at UCLA
550-361-1 (16th season)

Overall Record
638-445-2 (19th season)

John Savage is in his 19th season as a head coach in 2020. He has guided UCLA to three College World Series appearances, including winning the program’s first national championship in 2013.

ELITE COMPANY

John Savage is one of just six head coaches in college baseball history to have guided his team to a College World Series title, produced the first overall pick in the MLB Draft (Gerrit Cole, 2011), and coached at least one Golden Spikes Award winner (Trevor Bauer, 2011). Also included in that illustrious group are former head coaches Skip Bertman (LSU) and Jim Brock (Arizona State) and Augie Garrido (Cal State Fullerton, Texas) and current head coaches Tim Corbin (Vanderbilt) and Jim Morris (Miami).

POSTSEASON SUCCESS

In 11 trips to the postseason at UCLA, Savage has compiled a 42-23 record (.646 winning percentage), recording the most postseason victories of any head coach in program history.

With Savage at the program’s helm, UCLA advanced to the College World Series in 2010, 2012, and 2013, and reached the best-of-three championship series in 2010 and 2013. UCLA defeated Mississippi State, two games to none, at the 2013 College World Series. In 2010, the Bruins advanced to the championship series for the first time in school history, falling two games to none to South Carolina.

BRUINS IN THE PROS

Savage’s strong work with UCLA’s program has been equally evident in player development and the MLB Draft. Over his 15 seasons in Westwood, UCLA has produced 105 draft selections with 39 players being drafted within the first 10 rounds. In addition, he has coached 20 players at UCLA that have competed in the major leagues.

JOHN SAVAGE’S CAREER RECORDS VS. NCAA D-I OPPONENTS

Arizona	28-27-1	Fresno State	7-6	Miami	1-5	Oklahoma St.	2-0	San Francisco	4-1	UCLA	4-0
Arizona State	19-27	Georgia	3-1	Michigan	3-4	Omaha	1-0	San Jose State	3-2	UC Riverside	16-12
Baylor	10-7	Georgia Tech	2-1	Michigan State	4-0	Oral Roberts	3-1	Santa Clara	3-2	UCSB	13-13-1
Bethune Cookman	2-0	Gonzaga	9-2	Minnesota	5-4	Oregon	20-12	South Carolina	0-2	UNLV	6-1
BYU	2-1	Hawaii	4-1	Mississippi	3-3	Oregon State	16-28	Southern	2-0	USC	39-23
Cal Poly	23-10	Hofstra	3-0	Mississippi State	4-0	Pacific	10-8	St. John’s	3-0	Utah	21-4
California	32-22	Houston	0-1	Missouri	0-1	Pepperdine	23-8	Stanford	23-22	Vanderbilt	1-2
Cal State Bakersfield	5-1	Illinois	1-1	N.C. State	5-0	Portland	5-1	Stony Brook	1-0	Virginia	1-0
Cal State Fullerton	16-34	Illinois-Chicago	1-0	Nebraska	4-2	Purdue	2-1	TCU	4-2	Washington	32-21
CSUN	19-14	Kent State	1-0	Nevada	0-1	Rice	0-1	Texas	2-5	Washington State	34-15
Creighton	2-0	Long Beach State	24-20	New Mexico	1-0	Sacramento State	7-2	Texas A&M	1-3	Winthrop	2-1
East Carolina	8-1	Loyola Marymount	13-6	North Carolina	4-3	Saint Mary’s	6-1	Texas A&M-C.C.	1-0	Wright State	3-0
Florida	1-0	LSU	2-0	Notre Dame	2-1	San Diego	5-7	UC Davis	2-1	TOTALS	638-445-2
Florida State	0-1	Maryland	2-4	Oklahoma	3-6	San Diego State	12-13	UC Irvine	23-12		

2020 RADIO/TV ROSTER



1
Matt McLain
INF - R/R - 5-11, 170 - So.




3
Sean Mullen
RHP - R/R - 6-1, 195 - So.



4
Kevin Kendall
INF - L/R - 5-10, 165 - Jr.



5
Garrett Mitchell
OF - L/R - 6-3, 215 - Jr.



6
Michael Curialle
INF - R/R - 6-2, 190 - Fr.



7
JT Schwartz
INF - L/R - 6-4, 208 - RS Fr.



8
Jarron Silva
OF - L/L - 6-1, 188 - RS Jr.



9
RJ Teijeiro
C - L/R - 6-1, 185 - Sr.



10
Mikey Perez
INF - R/R - 6-0, 185 - So.



11
Jake Moberg
INF - R/R - 6-2, 190 - So.



12
Emanuel Dean
OF - R/R - 6-3, 210 - Fr.



14
Charles Harrison
RHP - R/R - 6-1, 173 - Fr.



15
Will McInerney
C - R/R - 6-0, 175 - Sr.




16
Kyle Cuellar
OF - L/R - 6-0, 193 - Sr.




18
Darius Perry
C - R/R - 6-2, 220 - Fr.



19
Jared Karros
RHP - R/R - 6-6, 190 - Fr.




21
Jordan Prendiz
OF - L/L - 5-10, 180 - RS Jr.



24
Zach Pettway
RHP - R/R - 6-1, 210 - Jr.



25
Noah Cardenas
C - R/R - 6-1, 190 - So.




27
Jack Filby
RHP - L/R - 6-0, 195 - So.



28
Adrian Chaidez
RHP - R/R - 6-1, 170 - Jr.



29
Michael Townsend
RHP - R/R - 6-1, 190 - Jr.



30
Nick Nastrini
RHP - R/R - 6-3, 205 - So.



32
Josh Hahn
OF/LHP - L/L - 6-2, 210 - Fr.



33
Jake Saum
LHP - L/L - 5-10, 175 - Fr.



34
Felix Rubi
RHP - R/R - 6-2, 195 - Sr.



35
Kyle Mora
RHP - R/R - 6-3, 200 - Sr.



36
Tommy Beres
C - R/R - 6-0, 185 - Fr.




38
Pat Caulfield
OF - R/R - 5-10, 180 - Jr.



40
Holden Powell
RHP - R/R - 6-0, 189 - Jr.



43
Daniel Colwell
LHP - L/L - 6-1, 165 - So.



44
Nick Scheidler
LHP - L/L - 6-3, 200 - RS Jr.



55
Jesse Bergin
RHP - R/R - 6-4, 200 - So.

ZACH PETTWAY

RHP - 6-1 - 210 - Jr.
Long Beach Wilson HS
Long Beach, Calif.

Career Highs

Innings: 8.0 vs. Baylor (2/25/18)
Strikeouts: 13 vs. St. Mary's (2/21/20)

Season Highs

Innings: 7.0 vs. Oklahoma St. (2/28)
Strikeouts: 13 vs. St. Mary's (2/21)



PETTWAY'S NEXT START

- 29th career start
- Joined an elite list of recent Bruins to make multiple Opening Day starts including: Gerrit Cole, Adam Plutko, James Kaprielian.

LAST TIME OUT...

Pettway had an outstanding effort against No. 18 Oklahoma State

- Earned Pac-12 Pitcher of the Week Award for the second consecutive week, third time in his career
- Limited Cowboys - who entered game with a .321 team average - to just two hits over seven shutout innings
- Struck out 4, needed just 87 pitches
- Went 3-up, 3-down in five of his seven innings

STARTING ROLE

Pettway has been a rotation mainstay ever since arriving on campus

- Pettway was UCLA's Friday starter before going down w/ an injury last year
- He made 15 starts as a weekend rotation member in 2018, when he was a true freshman
- 2020 Pac-12 ranks: Ks (25, T-3rd), IP (19.2, 3rd), ERA (0.92, 6th), BAA (.143, 4th), BB (1, 1st)
- Leads Pac-12 and ranks fourth nationally with a 25-1 strikeout-to-walk ratio

NOTES

- 2020 Preseason Pac-12 Pitcher of the Year (D1Baseball)
- Has allowed 0 R in a start four times, including last two
- His 13 Ks vs. SMC are T-2nd most by a Bruin pitcher in a single game since 2012 (Ryan Garcia, 14 vs. Utah on 4/26/19)
- First Bruin to repeat as Pac-12 Pitcher of the Week since Trevor Bauer (2011)
- Two of his three career double-digit K games have been against Arizona
- First career Pac-12 Pitcher of the Week came after OSU start on 3/15/19 (7 IP, 0 R, 3 H, 8 K)
- At the time, was first Bruin to receive Pac-12 Pitcher of the Week honors since Griffin Canning (Apr. 17, 2017)
- His 9 Ks in 2019 were the most by a UCLA starter on Opening Day since 2012 (Plutko, 10)
- Posted 5+ Ks in 9 of his last 13 starts
- In his first six starts of a season for his career, he is 9-1 with a 2.19 ERA (24 ER in 98.2 IP) -3-5, 5.11 ERA from 7th start on (46 ER in 81 IP)
- Has logged a quality start in 19 of his 28 career starts (68%)
- In 2019, became first Bruin to start on Opening Day as a sophomore since Kaprielian (2014)
- Freshman All-American, Pac-12 honorable mention in 2018
- Has allowed one earned run or fewer in 13 of his 28 career starts

CAREER STATS

Year	era	w-l	app	gs	cq	sho	sv	ip	h	r	er	bb	so	2b	3b	hr	bf	bavg	wp	hbp	bk	sfa
2018	3.35	8-4	16	15	0	0/1	0	96.2	85	41	36	19	78	10	5	15	404	.235	1	11	1	2
2019	4.55	2-2	10	10	0	0/1	0	63.1	57	34	32	22	60	13	0	7	266	.246	3	2	1	3
2020	0.92	2-0	3	3	0	0/1	0	19.2	10	2	2	1	25	1	0	1	72	.143	0	1	0	0
TOTAL	3.51	12-6	29	28	0	0/3	0	179.2	152	77	70	42	163	24	5	23	742	.229	4	14	2	5

ZACH PETTWAY CAREER APPEARANCES

2018 Game-by-Game Statistics (Freshman)

16 Appearances (15 Starts)

Date	Opponent	IP	H	R	ER	BB	SO
2/18	Portland *	5.0	3	1	1	0	2
2/25	Baylor *	8.0	3	0	0	0	6
3/3	at Minnesota *	6.0	5	1	1	2	7
3/11	USC	6.1	2	2	2	0	7
3/17	Washington State *	7.0	9	5	5	0	6
3/24	Arizona State *	6.0	5	1	1	4	4
3/30	at California *	6.0	6	1	1	1	6
4/7	Stanford *	2.1	6	8	5	2	3
4/14	at Utah *	7.0	5	3	1	0	2
4/21	USC *	6.2	6	2	2	1	4
4/28	at Cal Poly *	6.2	8	3	3	0	5
5/4	at Arizona *	7.0	6	2	2	0	10
5/12	at Washington *	4.1	10	7	7	2	1
5/19	Oregon *	6.0	4	1	1	2	7
5/25	at Oregon State *	5.1	3	3	3	4	4
6/2	Minnesota *	7.0	4	1	1	1	4

* indicates Game Started

2019 Game-by-Game Statistics (Sophomore)

10 Appearances (10 Starts)

Date	Opponent	IP	H	R	ER	BB	SO
2/15	St. John's *	6.0	3	2	0	2	9
2/22	at Georgia Tech *	7.0	5	3	3	1	5
3/1	Sac State *	7.0	3	1	1	1	9
3/8	Michigan *	6.2	9	6	6	3	8
3/15	Oregon State *	7.0	3	0	0	2	8
3/22	Arizona *	7.0	5	2	2	1	10
3/29	at USC *	7.0	10	7	7	3	2
4/5	at Stanford *	7.2	8	2	2	2	5
4/12	ECU *	3.2	3	4	4	6	1
4/18	California *	4.1	8	7	7	1	3

* indicates Game Started

2020 Game-by-Game Statistics (Junior)

3 Appearances (3 Starts)

Date	Opponent	IP	H	R	ER	BB	SO
2/14	UC Riverside *	6.0	5	2	2	0	8
2/21	St. Mary's *	6.2	3	0	0	0	13
2/28	Oklahoma St. *	7.0	2	0	0	1	4

REPEAT PAC-12 PITCHERS OF THE WEEK (UCLA)

Zach PettwayFeb. 25 & Mar. 3, 2020

Trevor Bauer Apr. 11 & 18 & 25, 2011

Tim Murphy May 20 & 27, 2008

RECENT UCLA OPENING DAY STARTERS

2020.....Zach Pettway, Jr.

2019.....Zach Pettway, So.

2018.....Jake Bird, Jr.

2017.....Griffin Canning, Jr.

2016.....Grant Dyer, Jr.

2015.....James Kaprielian, Jr.

2014.....James Kaprielian, So.

2013.....Adam Plutko, Jr.

2012.....Adam Plutko, So.

2011.....Gerrit Cole, Jr.

2010.....Gerrit Cole, So.

2009.....Rob Rasmussen, Jr.

NICK NASTRINI

RHP - 6-3 - 205 - So.
Cathedral Catholic HS
San Diego, Calif.

Career Highs

Innings: 5.0 (3 times)

Strikeouts: 9 vs. LMU (2/19/19)

Season Highs

Innings: 5.0 (twice)

Strikeouts: 8 vs. Texas A&M (2/29)



NICK NASTRINI CAREER APPEARANCES

2019 Game-by-Game Statistics (Freshman)

5 Appearances (4 Starts)

Date	Opponent	IP	H	R	ER	BB	SO
2/16	St. John's	1.0	0	0	0	0	3
2/19	Loyola Marymount*	4.2	2	0	0	2	9
2/26	at CSUN*	5.0	3	0	0	2	5
6/2	Loyola Marymount*	5.0	4	1	1	1	7
6/9	Michigan*	4.0	1	2	2	2	4

* indicates Game Started

2020 Game-by-Game Statistics (Sophomore)

3 Appearances (3 Starts)

Date	Opponent	IP	H	R	ER	BB	SO
2/15	UC Riverside*	5.0	2	1	1	2	5
2/22	St. Mary's*	3.2	4	1	1	2	5
2/29	Texas A&M*	5.0	1	2	2	4	8

NASTRINI'S NEXT START

The sophomore will be making his eighth career start at UCLA and fourth straight Saturday start

- Made his first career regular season weekend start on 2/15/20 vs. UC Riverside

LAST TIME OUT...

Nastrini threw the first five innings of a combined one-hitter against No. 23 Texas A&M

- Struck out eight, one off his career high
- Only hit allowed was a solo home run
- Held Aggies to an 0-11 line w/ runners on base, including 0-5 clip with RISP

STARTING ROLE

Nastrini opens the 2020 year as the team's Saturday starter

- 2020 Pac-12 ranks: K/9 (11.9, 7th), H/9 (4.6, 6th), BAA (.149, 6th)
- He opened the year as the midweek starter in 2019
- He missed the majority of 2019 due to Thoracic Outlet Syndrome
- Initially ruled out for the year, he worked hard in rehab and was able to get back on the field for the postseason
- Has allowed two runs or fewer in every one of his career outings, and has allowed one run or fewer in seven of eight career outings
- Tied for 3rd among qualifying Pac-12 hitters with 7 hits against

NOTES

- Started his career with a 15-inning scoreless streak
- Returned to UCLA's staff for the 2019 postseason after a 3-month layoff due to Thoracic Outlet Syndrome
- Struck out 9 in his debut start, tied for a Savage-era record
- Had a 2-2 record, 2.18 ERA, and 38 strikeouts in 33 innings this summer for the Falmouth Falcons in the Cape Cod League
- Named the No. 30 prospect in the Cape by Baseball America
- Finished his summer with an 8-K game against Bourne
- Started both the 2019 Los Angeles Regional and Super Regional finals
- First-Team All-WCL choice in summer '18 with Bellingham Bells (4-2, 1.88 ERA)
- Went 5-1 with a 0.98 ERA as a high school junior at Cathedral Catholic HS
- In 2019, led the Pac-12 in strikeouts entering the second and third weekends of the season

CAREER STATS

Year	era	w-l	app	gs	cg	sho	sv	ip	h	r	er	bb	so	2b	3b	hr	bf	bavg	wp	hbp	bk	sfa
2019	1.37	1-0	5	4	0	0/2	0	19.2	10	3	3	7	28	3	0	0	75	.149	2	0	0	1
2020	2.63	2-0	3	3	0	0/0	0	13.2	7	4	4	8	18	1	0	1	57	.149	5	1	0	1
TOTAL	1.89	3-0	8	7	0	0/2	0	33.1	17	7	7	15	46	4	0	1	132	.149	7	1	0	2

PROBABLE STARTING PITCHERS

JESSE BERGIN

RHP - 6-4 - 200 - So.
Harvard-Westlake HS
Studio City, Calif.

Career Highs

Innings: 6.0 (three times)

Strikeouts: 9 (4 times)

Season Highs

Innings: 5.1 vs. St. Mary's (2/23)

Strikeouts: 9 (twice)



JESSE BERGIN CAREER APPEARANCES

2019 Game-by-Game Statistics (Freshman) 17 Appearances (15 Starts)

Date	Opponent	IP	H	R	ER	BB	SO
2/17	St. John's*	5.2	2	1	0	1	9
2/24	at Georgia Tech*	6.0	2	0	0	2	4
3/3	Sac State*	6.0	6	1	1	2	9
3/10	USC*	2.1	6	4	4	0	1
3/17	Oregon State*	1.1	4	3	3	0	2
3/23	Arizona	2.1	0	0	0	1	3
3/26	at LMU*	4.2	2	3	3	3	5
4/2	CSUN*	5.2	3	1	1	1	8
4/6	at Stanford	2.0	0	0	0	0	2
4/9	UC Irvine*	5.0	4	2	2	3	7
4/15	Pepperdine*	6.0	8	2	2	0	8
4/23	at Cal St. Fullerton*	5.0	3	1	1	3	3
4/28	Utah*	4.2	1	2	2	4	4
5/5	at Arizona St.*	5.0	4	4	4	2	6
5/12	at Washington St.*	3.1	5	6	5	2	3
5/19	Washington*	1.0	4	2	2	1	2
6/2	Baylor*	1.0	3	3	3	0	0

* indicates Game Started

2020 Game-by-Game Statistics (Sophomore) 3 Appearances (3 Starts)

Date	Opponent	IP	H	R	ER	BB	SO
2/16	UC Riverside*	5.0	2	0	0	1	9
2/23	St. Mary's*	5.1	4	0	0	1	9
3/1	Illinois*	5.0	4	1	1	3	6

BERGIN'S NEXT START

Bergin will be making his 19th career start and 20th career appearance

- This is his 12th career time starting the final game of a weekend

LAST TIME OUT...

Bergin allowed one earned over five innings against Illinois

- Struck out six
- Allowed just four hits
- Didn't allow a run after the first inning
- Rolled up a double play ball to face the minimum in the fourth
- Ended his day with a 1-2-3 fifth, getting three ground balls to the left side

STARTING ROLE

Bergin is in his second season as the team's primary Sunday starter

- 2020 Pac-12 ranks: ERA (0.59, 3rd), Ks (24, 9th), K/9 (14.1, 3rd)
- Tied for Pac-12 lead in wins

NOTES

- Struck out five consecutive batters on 2/16/20 against UCR, including a four-strikeout 5th inn.
- Four career starts w/ 0 ER (all have been either first or second start of a season)
- Career in February: 0 ER, 31 K in 22 IP
- 2019 Freshman All-American (Collegiate Baseball)
- Allowed just 2 hits and no earned runs over 5.2 IP in his NCAA debut on Feb. 17 against St. John's
- Among qualifying Pac-12 starters in 2019, ranked 11th in BAA (.230)
- Picked off three runners last year, fifth-most in the Pac-12
- First three starts of 2019: 2-0, 0.51 ERA, 22 K in 17.2 IP
- In April 2019, was 3-0 with a 2.54 ERA and 32 Ks in 28.2 IP (six apps, five starts)
- Second-best K/9 (10.21) among team's starters last year (Ryan Garcia)
- Struck out a batter per inning or better in 13 of his 19 career appearances
- 2.11 ERA in 55.1 IP vs. non-conference opponents, 8.18 ERA vs. Pac-12 teams (20 ER in 22 IP)
- Gave up 0 H in 4.1 relief innings against Pac-12 teams in 2019 (2.1 vs. ARIZ, 2.0 vs. STAN)
- Bergin was ranked as the No. 59 high school prospect in the state of California by Perfect Game
- Pitched three innings of one-run relief at the 2019 UCLA Alumni Game
- 2016 Perfect Game Underclass All-American
- Missed senior season of HS due to knee injury
- He was ranked the No. 400 national high school prospect by Perfect Game

CAREER STATS

Year	era	w-l	app	gs	cq	sho	sv	ip	h	r	er	bb	so	2b	3b	hr	bf	bavg	wp	hbp	bk	sfa
2019	4.43	5-0	17	15	0	0/1	0	67.0	57	35	33	25	76	13	0	6	282	.230	2	4	2	0
2020	0.59	3-0	3	3	0	0/2	0	15.1	10	1	1	5	24	2	0	0	61	.179	0	0	0	0
TOTAL	3.72	8-0	20	18	0	0/3	0	82.1	67	36	34	30	100	15	0	6	343	.220	2	4	2	0

MULTIPLE HIT GAMES					
PLAYER	2	3	4	5+	TOTAL
McLain, Matt	3	2	1	-	6
Mitchell, Garrett	5	1	-	-	6
Schwartz, JT	1	3	-	-	4
Moberg, Jake	3	-	-	-	3
Cuellar, Kyle	1	2	-	-	3
Curialle, Michael	2	-	-	-	2
Silva, Jarron	1	1	-	-	2
Perez, Mikey	2	-	-	-	2
Caulfield, Pat	2	-	-	-	2
Cardenas, Noah	2	-	-	-	2
McInerny, Will	-	1	-	-	1
TEAM	22	10	1	0	33

MULTIPLE RBI GAMES					
PLAYER	2	3	4	5+	TOTAL
McLain, Matt	3	-	2	-	5
Curialle, Michael	2	-	-	-	2
McInerny, Will	2	-	-	-	2
Cuellar, Kyle	1	1	-	-	2
Cardenas, Noah	2	-	-	-	2
Caulfield, Pat	2	-	-	-	2
Mitchell, Garrett	-	-	1	-	1
Schwartz, JT	1	-	-	-	1
Silva, Jarron	-	1	-	-	1
Moberg, Jake	1	-	-	-	1
TEAM	14	2	3	0	19

HITTING STREAKS		
PLAYER	LONGEST	CURRENT
Mitchell, Garrett	7	7
Curialle, Michael	7	7
McLain, Matt	6	6
Schwartz, JT	6	6
Moberg, Jake	6	-
Perez, Mikey	5	5
Silva, Jarron	4	4
Cuellar, Kyle	4	-
Caulfield, Pat	4	-
McInerny, Will	3	1
Cardenas, Noah	3	3
Hahn, Josh	2	-
Teijeiro, RJ	1	1
Prendiz, Jordan	1	-

 | UCLA vs. THE CONFERENCES | | | | |--------------------------|-----|--|--| | Big Ten (1-0) | | | | | Illinois | 1-0 | | | | Big 12 (1-0) | | | | | Oklahoma State | 1-0 | | | | TCU | 0-0 | | | | Big West (3-1) | | | | | Cal State Fullerton..... | 0-0 | | | | CSUN | 0-0 | | | | Long Beach State..... | 0-0 | | | | UC Irvine | 0-0 | | | | UC Riverside..... | 3-0 | | | | UC Santa Barbara | 0-1 | | | | SEC (1-0) | | | | | Texas A&M | 1-0 | | | | Vanderbilt..... | 0-0 | | | | West Coast (5-0) | | | | | Loyola Marymount | 1-0 | | | | Pepperdine | 1-0 | | | | St. Mary's..... | 3-0 | | | | Pac-12 (0-0) | | | | | Arizona..... | 0-0 | | | | Arizona State | 0-0 | | | | California..... | 0-0 | | | | Oregon..... | 0-0 | | | | Oregon State | 0-0 | | | | Stanford | 0-0 | | | | USC | 0-0 | | | | Utah | 0-0 | | | | Washington | 0-0 | | | | Washington State..... | 0-0 | | | | | 2020 OPPONENT RPI/SOS | | | | |-----------------------------|--------|-----|-----| | OPPONENT | Record | RPI | SOS | | Arizona | 8-4 | 47 | 39 | | Arizona State | 10-4 | 93 | 128 | | Cal State Fullerton | 4-9 | 186 | 99 | | CSUN | 8-3 | 5 | 8 | | California | 3-9 | 197 | 108 | | Illinois | 6-4 | 60 | 81 | | Long Beach State | 8-4 | 57 | 46 | | Loyola Marymount | 5-8 | 97 | 35 | | Oklahoma State | 8-5 | 42 | 32 | | Oregon | 7-4 | 252 | 290 | | Oregon State | 5-6 | 61 | 52 | | Pepperdine | 10-2 | 23 | 106 | | St. Mary's | 4-7 | 130 | 60 | | Stanford | 4-8 | 218 | 123 | | TCU | 10-2 | 34 | 107 | | Texas A&M | 11-3 | 70 | 144 | | UCLA | 11-1 | 1 | 17 | | UC Irvine | 6-6 | 91 | 103 | | UC Riverside | 6-6 | 69 | 77 | | UC Santa Barbara | 10-2 | 35 | 112 | | USC | 7-4 | 85 | 102 | | Utah | 4-6 | 73 | 61 | | Vanderbilt | 11-3 | 110 | 201 | | Washington | 7-4 | 33 | 40 | | Washington State | 5-6 | 124 | 145 | | source: www.WarrenNolan.com | | | | |

NON-CONFERENCE OPPONENTS AND PAC-12 TEAMS															
Week-by-Week Rankings (Baseball America/ESPN USA Today/D1 Baseball)															
TEAM	PRE	Feb. 17	Feb. 24	Mar. 2	Mar. 9	Mar. 16	Mar. 23	Mar. 30	Apr. 6	Apr. 13	Apr. 20	Apr. 27	May 4	May 11	May 18
CSF	--/--/--	--/--/24	--/--/--	--/--/--	--/--/--	--/--/--	--/--/--	--/--/--	--/--/--	--/--/--	--/--/--	--/--/--	--/--/--	--/--/--	--/--/--
CSUN	--/--/--	--/--/--	--/--/--	--/RV/--	--/--/--	--/--/--	--/--/--	--/--/--	--/--/--	--/--/--	--/--/--	--/--/--	--/--/--	--/--/--	--/--/--
ILL	--/--/--	--/--/--	--/--/--	--/--/--	--/--/--	--/--/--	--/--/--	--/--/--	--/--/--	--/--/--	--/--/--	--/--/--	--/--/--	--/--/--	--/--/--
LBSU	--/--/--	--/--/--	--/--/25	17/21/17	--/--/--	--/--/--	--/--/--	--/--/--	--/--/--	--/--/--	--/--/--	--/--/--	--/--/--	--/--/--	--/--/--
LMU	--/--/--	--/--/-	--/--/--	--/--/--	--/--/--	--/--/--	--/--/--	--/--/--	--/--/--	--/--/--	--/--/--	--/--/--	--/--/--	--/--/--	--/--/--
OKST	16/11/22	24/11/--	23/11/--	--/RV/--	--/--/--	--/--/--	--/--/--	--/--/--	--/--/--	--/--/--	--/--/--	--/--/--	--/--/--	--/--/--	--/--/--
PEPP	--/--/--	--/--/--	--/--/--	--/--/24	--/--/--	--/--/--	--/--/--	--/--/--	--/--/--	--/--/--	--/--/--	--/--/--	--/--/--	--/--/--	--/--/--
SMC	--/--/--	--/--/--	--/--/--	--/RV/--	--/--/--	--/--/--	--/--/--	--/--/--	--/--/--	--/--/--	--/--/--	--/--/--	--/--/--	--/--/--	--/--/--
TCU	--/--/--	--/--/--	--/--/--	22/18/22	--/--/--	--/--/--	--/--/--	--/--/--	--/--/--	--/--/--	--/--/--	--/--/--	--/--/--	--/--/--	--/--/--
TAMU	--/21/20	--/21/20	--/21/18	--/24/--	--/--/--	--/--/--	--/--/--	--/--/--	--/--/--	--/--/--	--/--/--	--/--/--	--/--/--	--/--/--	--/--/--
UCI	--/--/--	--/--/--	--/--/--	--/--/--	--/--/--	--/--/--	--/--/--	--/--/--	--/--/--	--/--/--	--/--/--	--/--/--	--/--/--	--/--/--	--/--/--
UCR	--/--/--	--/--/--	--/--/--	--/--/--	--/--/--	--/--/--	--/--/--	--/--/--	--/--/--	--/--/--	--/--/--	--/--/--	--/--/--	--/--/--	--/--/--
UCSB	--/22/--	--/22/--	--/22/--	--/RV/--	--/--/--	--/--/--	--/--/--	--/--/--	--/--/--	--/--/--	--/--/--	--/--/--	--/--/--	--/--/--	--/--/--
VANDY	1/1/2	5/1/4	3/1/2	3/5/2	--/--/--	--/--/--	--/--/--	--/--/--	--/--/--	--/--/--	--/--/--	--/--/--	--/--/--	--/--/--	--/--/--
TEAM	PRE	Feb. 17	Feb. 24	Mar. 2	Mar. 9	Mar. 16	Mar. 23	Mar. 30	Apr. 6	Apr. 13	Apr. 20	Apr. 27	May 4	May 11	May 18
ARIZ	22/--/--	22/--/--	25/--/--	--/--/--	--/--/--	--/--/--	--/--/--	--/--/--	--/--/--	--/--/--	--/--/--	--/--/--	--/--/--	--/--/--	--/--/--
ASU	3/13/9	8/13/13	8/13/12	8/13/10	--/--/--	--/--/--	--/--/--	--/--/--	--/--/--	--/--/--	--/--/--	--/--/--	--/--/--	--/--/--	--/--/--
CAL	--/--/--	--/--/--	--/--/--	--/--/--	--/--/--	--/--/--	--/--/--	--/--/--	--/--/--	--/--/--	--/--/--	--/--/--	--/--/--	--/--/--	--/--/--
ORE	--/--/--	--/--/--	--/--/--	--/--/--	--/--/--	--/--/--	--/--/--	--/--/--	--/--/--	--/--/--	--/--/--	--/--/--	--/--/--	--/--/--	--/--/--
OSU	--/23/--	--/23/--	--/23/--	--/--/--	--/--/--	--/--/--	--/--/--	--/--/--	--/--/--	--/--/--	--/--/--	--/--/--	--/--/--	--/--/--	--/--/--
STAN	--/10/17	--/10/25	--/10/--	--/RV/--	--/--/--	--/--/--	--/--/--	--/--/--	--/--/--	--/--/--	--/--/--	--/--/--	--/--/--	--/--/--	--/--/--
UCLA	10/8/14	10/8/14	11/8/10	5/2/6	--/--/--	--/--/--	--/--/--	--/--/--	--/--/--	--/--/--	--/--/--	--/--/--	--/--/--	--/--/--	--/--/--
USC	--/--/--	--/--/--	--/--/--	--/--/--	--/--/--	--/--/--	--/--/--	--/--/--	--/--/--	--/--/--	--/--/--	--/--/--	--/--/--	--/--/--	--/--/--
UTAH	--/--/--	--/--/--	--/--/--	--/--/--	--/--/--	--/--/--	--/--/--	--/--/--	--/--/--	--/--/--	--/--/--	--/--/--	--/--/--	--/--/--	--/--/--
WASH	--/--/--	--/--/--	--/--/--	--/--/--	--/--/--	--/--/--	--/--/--	--/--/--	--/--/--	--/--/--	--/--/--	--/--/--	--/--/--	--/--/--	--/--/--
WSU	--/--/--	--/--/--	--/--/--	--/--/--	--/--/--	--/--/--	--/--/--	--/--/--	--/--/--	--/--/--	--/--/--	--/--/--	--/--/--	--/--/--	--/--/--

THE LAST TIME...

HITTING (INDIVIDUAL)

UCLA	5+ hits	Noah Cardenas	5	at Arizona St.	5/4/19
Opp	5+ hits	Keston Hiura	5	UC Irvine	5/6/16
UCLA	6+ hits	Casey Haerther	7	at Arizona	3/29/08
Opp	6+ hits	None (since 1998)			
UCLA	7+ hits	Casey Haerther	7	at Arizona	3/29/08
Opp	7+ hits	None			
UCLA	4+ RBI	Matt McLain	4	vs. Illinois	3/1/20
Opp	4+ RBI	Hunter Bishop	4	at Arizona State	5/5/19
UCLA	5+ RBI	Jeremy Ydens	5	Washington	5/19/19
Opp	5+ RBI	Joe Wainhouse	5	Washington	5/12/18
UCLA	6+ RBI	Michael Toglia	6	vs. Stanford	4/7/18
Opp	6+ RBI	Branden Berry	6	at CSUN	3/8/16
UCLA	7+ RBI	Michael Toglia	7	vs. USC	4/21/17
Opp	7+ RBI	Jordan Brown	7	Arizona	5/8/04
UCLA	8+ RBI	Bill Scott	8	at Washington State	4/30/00
Opp	8+ RBI	Tony DeMarco	8	UNLV	2/11/00
UCLA	9+ RBI	Bill Scott	11	at Washington	3/29/99
Opp	9+ RBI	None (since 1998)			
UCLA	10+ RBI	Bill Scott	11	at Washington	3/29/99
Opp	10+ RBI	None (since 1998)			
UCLA	4+ runs	Mikey Perez	5	vs. Illinois	3/1/20
Opp	4+ runs	Joe Wainhouse	4	Washington	5/12/18
UCLA	5+ runs	Mikey Perez	5	vs. Illinois	3/1/20
Opp	5+ runs	Mitchell Morimoto	5	Arizona	3/17/17
UCLA	2+ HR	Ryan Kreidler, Jeremy Ydens	2	Washington	5/19/19
Opp	2+ HR	Korey Lee	2	California	4/18/19
UCLA	3+ HR	Bill Scott	4	at Washington	3/29/99
Opp	3+ HR	None (since 1998)			
UCLA	4+ HR	Bill Scott	4	at Washington	3/29/99
Opp	4+ HR	None			
UCLA	6+ AB	JT Schwartz	6	vs. Illinois	3/1/20
Opp	6+ AB	Jordan Nwogu	6	Michigan	6/8/19
UCLA	7+ AB	Brett Urabe & Brett Stephens	7	at USC	3/6/16
Opp	7+ AB	Nick Quintana	7	Arizona	3/17/17
UCLA	8+ AB	Kevin Kramer	9	at Arizona State	5/9/15
Opp	8+ AB	David Weiner	8	California	4/7/02

HITTING (TEAM)

UCLA	15+ runs	at Arizona St.	18	5/4/19
Opp	15+ runs	Arizona	19	3/17/17
UCLA	20+ runs	vs. California	20	3/26/17
Opp	20+ runs	at CSUN	20	3/8/16
UCLA	25+ runs	Wheaton College	28	2/28/79
Opp	25+ runs	USC	26	2/23/02
UCLA	20+ hits	at Arizona St.	22	5/4/19
Opp	20+ hits	Arizona	22	3/17/17
UCLA	25+ hits	vs. UC Riverside	26	4/12/08
Opp	25+ hits	USC	26	2/23/02
UCLA	walk-off HR	Michael Toglia	East Carolina	W, 8-5
Opp	walk-off HR	Kyle McCann	at Georgia Tech	L, 4-3 (11)
UCLA	grand slam HR	Chase Strumpf	at Arizona St.	W, 18-3
Opp	grand slam HR	Chris Baker	at Washington	L, 7-4
UCLA	2+ HR (one inn.)	UC Riverside		2/16/20
		Michael Curialle, Matt McLain (bottom 1st)		
Opp	2+ HR (one inn.)	Cal		4/18/19
		Quentin Selma, Korey Lee (top 5th)		
UCLA	3+ HR (one inn.)	at Arizona St.		5/4/19
		Michael Toglia, Jake Hirabayashi, Garrett Mitchell (top 8th)		
Opp	3+ HR (one inn.)	Cal State Fullerton		4/6/10
		Carlos Lopez, Corey Jones, Nick Ramirez (top 1st)		
UCLA	back-to-back HR	UC Riverside		2/16/20
		Michael Curialle, Matt McLain (bottom 1st)		
Opp	back-to-back HR	Oregon State		3/17/19
		Alex McGarry, Adley Rutschman (top 1st)		
UCLA	3+ HR (game)	3 vs. Loyola Marymount		6/2/19
		Michael Toglia, Chase Strumpf, Jeremy Ydens		
Opp	3+ HR (game)	California (3)		4/18/19
		Quentin Selma, Korey Lee (2)		
UCLA	4+ HR (game)	4 vs. Baylor		6/2/19
		Jake Pries, Michael Toglia, Noah Cardenas, Ryan Kreidler		
Opp	4+ HR (game)	Stanford (4)		4/7/18
		Tim Tawa (2), Brandon Wulff, Will Matthiessen		
UCLA	5+ HR (game)	6 vs. Washington		5/19/19
		Ryan Kreidler (2), Jeremy Ydens (2), Garrett Mitchell, Michael Toglia		
Opp	5+ HR (game)	Washington (5)		5/12/18
		Joe Wainhouse (2), Levi Jordan (2), Nick Kahle		
UCLA	6+ HR (game)	6 vs. Washington		5/19/19
		Ryan Kreidler (2), Jeremy Ydens (2), Garrett Mitchell, Michael Toglia		
UCLA	7+ HR (game)	7 at Arizona St.		5/4/19
		Cardenas, Strumpf, Pries (2), Toglia, Hirabayashi, Mitchell		

PITCHING (INDIVIDUAL)

UCLA	pitched a CG	Ryan Garcia	Utah	4/26/19
Opp	pitched a CG	Cody Deason	at Arizona	5/3/18
UCLA	pitched a CG SHO	Ryan Garcia	Utah	4/26/19
Opp	pitched a CG SHO	Cody Deason	at Arizona	5/3/18
UCLA	pitched a no-hitter	James Kaprielian & David Berg	UCLA 1, Arizona 0 (10)	5/15/15
Opp	pitched a no-hitter	Josh Osich	Oregon State 2, UCLA 0	4/30/11
UCLA	pitched a one-hitter	Trevor Bauer	UCLA 4, USC 0	3/26/11
Opp	pitched a one-hitter	Kevin Guyette	Arizona 11, UCLA 0	4/2/05
UCLA	10+ strikeouts	Zach Pettway	13 St. Mary's	2/21/20
Opp	10+ strikeouts	Jared Horn	10 California	4/19/19
UCLA	11+ strikeouts	Zach Pettway	13 St. Mary's	2/21/20
Opp	11+ strikeouts	Michael Flynn	12 at Arizona	5/4/18
UCLA	12+ strikeouts	Zach Pettway	13 St. Mary's	2/21/20
Opp	12+ strikeouts	Michael Flynn	12 at Arizona	5/4/18
UCLA	13+ strikeouts	Zach Pettway	13 St. Mary's	2/21/20
Opp	13+ strikeouts	Josh Osich	13 Oregon State	4/30/11
UCLA	14+ strikeouts	Ryan Garcia	14 Utah	4/26/19
Opp	14+ strikeouts	Tommy Milone	14 USC	4/4/08
UCLA	15+ strikeouts	Trevor Bauer	15 vs. Oregon State	4/30/11
Opp	15+ strikeouts	Tim Lincecum	18 Washington	3/31/06
UCLA	16+ strikeouts	Trevor Bauer	17 at Stanford	4/22/11
Opp	16+ strikeouts	Tim Lincecum	18 at Washington	3/31/06
UCLA	17+ strikeouts	Trevor Bauer	17 at Stanford	4/22/11
Opp	17+ strikeouts	Tim Lincecum	18 at Washington	3/31/06
UCLA	18+ strikeouts	Rob Henkel	18 vs. Washington	3/25/00
Opp	18+ strikeouts	Tim Lincecum	18 at Washington	3/31/06
UCLA	4+ consecutive K	Zach Pettway	5 vs. St. Mary's (T2, T3)	2/21/20
Opp	4+ consecutive K	J.B. Bukauskas	4 vs. North Carolina (B1, B2)	2/20/16
UCLA	5+ consecutive K	Zach Pettway	5 vs. St. Mary's (T2, T3)	2/21/20
Opp	5+ consecutive K	Michael Clark	5 Cal Poly (T2, T3, T4)	4/29/18
UCLA	threw over 9 IP	Trevor Bauer	10.0 at Nebraska	3/5/11
Opp	threw over 9 IP	Scott Nicholson	9.2 Oregon State	5/12/01
UCLA	threw 10+ IP	Trevor Bauer	10.0 at Nebraska	3/5/11
Opp	threw 10+ IP	None (since 1998)		

PITCHING (TEAM)

UCLA	15+ strikeouts	15	vs Pepperdine	2/27/20
Opp	15+ strikeouts	15	at Minnesota	6/2/18
UCLA	16+ strikeouts	17	vs. St. Mary's	2/21/20
Opp	16+ strikeouts	16	vs. North Carolina	2/20/16
UCLA	17+ strikeouts	17	vs. St. Mary's	2/21/20
Opp	17+ strikeouts	17	Rice	2/27/09
UCLA	18+ strikeouts	19	Washington	3/17/19
Opp	18+ strikeouts	18	Washington	3/31/06
UCLA	10+ walks allowed	10	vs. UC Irvine	5/23/17
Opp	10+ walks allowed	11	vs. St. John's	2/16/19
UCLA	11+ walks allowed	11	vs. Arizona State	5/22/16
Opp	11+ walks allowed	11	vs. St. John's	2/16/19
UCLA	12+ walks allowed	16	Florida Atlantic	4/8/02
Opp	12+ walks allowed	12	Utah	4/12/18
UCLA	5+ hit batters	9	at CSUN	3/8/16
Opp	5+ hit batters	5	UC Riverside	2/15/20
UCLA	6+ hit batters	9	at CSUN	3/8/16
Opp	6+ hit batters	7	at Oklahoma	3/6/09

PITCHING (MISCELLANEOUS)

UCLA	recorded a shutout	UCLA 2, St. Mary's 0	2/23/20
Opp	recorded a shutout	Oregon State 2, UCLA 0	5/24/18
UCLA	pitched a no-hitter	James Kaprielian & David Berg (UCLA wins, 1-0)	5/15/15
Opp	pitched a no-hitter	Josh Osich (Oregon State wins 2-0)	4/30/11
UCLA	pitched a one-hitter	Five pitchers - UCLA 10, Texas A&M 2	2/29/20
Opp	pitched a one-hitter	Kevin Guyette (complete game), Arizona wins 11-0	4/2/05

MISCELLANEOUS (TEAM)

UCLA	won 5+ consecutive games	2/14/20 to 3/1/20 (11)
UCLA	won 6+ consecutive games	2/14/20 to 3/1/20 (11)
UCLA	won 7+ consecutive games	2/14/20 to 3/1/20 (11)
UCLA	won 8+ consecutive games	2/14/20 to 3/1/20 (11)
UCLA	won 9+ consecutive games	2/14/20 to 3/1/20 (11)
UCLA	won 10+ consecutive games	2/14/20 to 3/1/20 (11)
UCLA	won 11+ consecutive games	2/14/20 to 3/1/20 (11)
UCLA	won 12+ consecutive games	2/19/10 to 4/1/10 (22)
UCLA	won all midweek games	2019
UCLA	won all home Pac-12 series	2019 (Oregon St., Arizona, California, Utah, Washington)
UCLA	won all road Pac-12 series	2019 (USC, Stanford, Arizona St., Washington St., Oregon)

HITTING FOR THE CYCLE

UCLA Players	Opponent	At-Bats	Date
Matt Thayer	vs. Hawaii-Hilo	2B, 3B, HR, F7, 1B	2/27/04
Brandon Averill	at Washington State	2B, 1B, HR, 6-3, 3B, GDP	5/25/03
Garrett Atkins	vs. Delaware (postseason)	2B, 1B, 3B, HR, F8, L8	5/26/00
Eric Reece	at Hawaii	3B, HR, BB, 1B, K, 2B	2/3/00
Opposing Players	Opponent	At-Bats	Date
Edmund Muth	Stanford	OUT, HR, 1B, 3B, 2B, OUT	2/21/98
Kevin Higgins	Arizona State	not available	5/1/88

POSITION PLAYER NOTES

1 - MATT McLAIN, So. - INF

.417 AVG

3 HR

17 RBI

CAREER HIGHS

At-Bats: 6 (twice)
Runs: 3 at WSU (5/12/19)
Hits: 4 vs. Illinois (3/1/20)
RBI: 4 (3 times)

Doubles: 1 (12 times)
Triples: 1 (6 times)
Home Runs: 2 at WSU (5/12/19)
Stolen Bases: 1 (7 times)

- Made 11 starts at 3B, 49 in CF last year
- Tied UCLA freshman program record w/ 6 3Bs in 2019 (Brandon Crawford, 2006)
- Batted .274 in the Cape Cod League this summer (Wareham Gatemen)
- Named No. 7 prospect in 2019 Cape Cod League by Baseball America

SEASON HIGHS

At-Bats: 6 (twice)
Runs: 2 (5 times)
Hits: 4 vs. Illinois (3/1)
RBI: 4 (twice)

Doubles: 1 (3 times)
Triples: --
Home Runs: 1 (3 times)
Stolen Bases: 1 vs. UC Riverside (2/14)

- No. 26 on the D1Baseball Preseason Positional Power Rankings for SS
- Went 2-3 w/ 2 HR, 3 R on 5/12/19 at WSU, first career multi HR game
- First round pick in 2018 MLB Draft (25th overall - Arizona)
- Last first round pick out of HS to attend UCLA: Gerrit Cole (2008)

4 - KEVIN KENDALL, Jr. - INF

.000 AVG

0 HR

0 RBI

CAREER HIGHS

At-Bats: 6 (3 times) at Washington (5/13/18)
Runs: 4 (twice)
Hits: 4 vs. USC (4/21/18)
RBI: 4 vs. USC (4/21/18)

Doubles: 1 (9 times)
Triples: 1 (2 times) vs. Oregon (5/18/18)
Home Runs: 1 (3 times) vs. USC (4/21/18)
Stolen Bases: 2 (4 times)

- Hit .368 in Pac-12 play last year
- Played in the Cape Cod League with the Falmouth Falcons last summer
- Was 9-9 in SB attempts last year, lone Bruin with an 100% success rate (4+ attempts)
- Hit .321 with runners on base last year

SEASON HIGHS

At-Bats: --
Runs: --
Hits: --
RBI: --

Doubles: --
Triples: --
Home Runs: --
Stolen Bases: --

- Reached base in 11 straight games from Mar. 17 - Apr. 9, 2019
- Raised his batting average 59 points during last year's series vs. Arizona, going 5-9 in 3 gms
- Batted .590 (13-22) against the Arizona schools in 2019
- All 33 starts last year came at shortstop

5 - GARRETT MITCHELL, Jr. - OF

.354 AVG

0 HR

5 RBI

CAREER HIGHS

At-Bats: 6 (6 times)
Runs: 3 (4 times)
Hits: 4 (twice)
RBI: 4 (3 times)

Doubles: 2 (3 times)
Triples: 2 (twice)
Home Runs: 1 (6 times)
Stolen Bases: 2 (twice)

- First Team Preseason All-American, No. 2-ranked OF in D1Baseball positional power rankings
- No. 6 on Baseball America's Top-50 College Draft Prospects, also named "Best Athlete" in class
- Set UCLA single-season record, led NCAA with 12 triples last year
- Played on US Collegiate National Team last summer (just 4 GP due to injury)

SEASON HIGHS

At-Bats: 5 (3 times)
Runs: 3 vs. Illinois (3/1)
Hits: 3 vs. Pepperdine (2/26)
RBI: 4 vs. Illinois (3/1)

Doubles: 2 vs. Oklahoma St. (2/28)
Triples: --
Home Runs: --
Stolen Bases: 1 (4 times)

- UCLA's first position player to play for USCNT since 2010 (Steve Rodriguez)
- Pac-12 Player of the Week after WSU Series in 2019: 11-19 (.579) with 4 XBH and 4-4 SB
- Finalist for ABCA Gold Glove in 2019
- Reached base in 56-62 games last year (90%)

6 - MICHAEL CURIALLE, Fr. - INF

.321 AVG

2 HR

9 RBI

CAREER HIGHS

At-Bats: 5 vs. UC Riverside (2/16/20)
Runs: 2 (3 times)
Hits: 2 (twice)
RBI: 2 (twice)

Doubles: 1 (twice)
Triples: --
Home Runs: 1 (twice)
Stolen Bases: 1 (twice)

- No. 16 ranked freshman by Baseball America, No. 17 by D1Baseball
- Drafted in 31st round of 2019 MLB Draft by Colorado
- All-West Coast League First Team, batting .267 and driving in 27 runs for Corvallis
- Helped Corvallis to fourth straight WCL title

SEASON HIGHS

At-Bats: 5 vs. UC Riverside (2/16/20)
Runs: 2 (3 times)
Hits: 2 (twice)
RBI: 2 (twice)

Doubles: 1 (twice)
Triples: --
Home Runs: 1 (twice)
Stolen Bases: 1 (twice)

- High School All-American at JSerra
- Slashed .413/.457/.666 as a high school senior
- Hit two home runs for Corvallis on Jul. 4, 2019
- Three-time All-Trinity League First Team choice in HS

7 - JT SCHWARTZ, RFr. - INF

.346 AVG

0 HR

7 RBI

CAREER HIGHS

At-Bats: 6 vs. Illinois (3/1/20)
Runs: 2 (3 times)
Hits: 3 (3 times)
RBI: 2 vs. UC Riverside (2/14/20)

Doubles: 1 (3 times)
Triples: --
Home Runs: --
Stolen Bases: 1 vs. UCR (2/16/20)

- Redshirted his first year on campus
- No. 26-ranked freshman in the country per D1Baseball
- Played for the La Crosse Loggers in the Northwoods League this summer, named Team MVP
- Led the Northwoods League in hitting with a .378 batting average

SEASON HIGHS

At-Bats: 6 vs. Illinois (3/1)
Runs: 2 (3 times)
Hits: 3 (3 times)
RBI: 2 vs. UC Riverside (2/14/20)

Doubles: 1 (3 times)
Triples: --
Home Runs: --
Stolen Bases: 1 vs. UCR (2/16/20)

- Recipient of the Northwoods Big Stick Award at 1B (akin to MLB Silver Slugger)
- Slashed .320/.395/.560 for Wenatchee in the WCL during summer 2018
- Career slash line of .373/.455/.573 at Corona del Mar HS
- 2017 HS All-American

8 - JARRON SILVA, R Jr. - OF

.318 AVG

1 HR

8 RBI

CAREER HIGHS

At-Bats: 5 (twice)
Runs: 1 (14 times)
Hits: 3 vs. Texas A&M (2/29/20)
RBI: 4 at USC (3/31/19)

Doubles: 1 (6 times)
Triples: --
Home Runs: 1 (twice)
Stolen Bases: 1 vs. LMU (2/18/20)

- Started last 2 midweeks of '19 in the OF - his first field apps of the year - going 3-7 overall
- Had career performance on Mar. 31, 2019 vs. USC
- Hit first career HR, added 2R double in 9th; established new career highs in RBI (4) and hits (2)
- 2019: 2 hits in team-high 12 pinch-hit ABs (.167)

SEASON HIGHS

At-Bats: 5 vs. Texas A&M (2/29)
Runs: 1 (3 times)
Hits: 3 vs. Texas A&M (2/29)
RBI: 3 vs. Pepperdine (2/26)

Doubles: --
Triples: --
Home Runs: 1 vs. Pepperdine (2/26)
Stolen Bases: 1 vs. LMU (2/18)

- Drove in GW run on Mar. 9, 2019 against Oklahoma State with PH double into RF corner
- Reached base in first four plate appearances last year
- Had a pinch-hit single vs. SJU on Feb. 16, his first AB of 2019
- Has led team in pinch-hit ABs each of the last two seasons

POSITION PLAYER NOTES

9 - RJ TEIJEIRO, Jr. - C

.333 AVG

0 HR

1 RBI

CAREER HIGHS

At-Bats: 4 (3 times) at LMU (4/3/18) Doubles: 2 vs. Arizona State (3/24/18)
Runs: 3 vs. Arizona State (3/24/18) Triples: N/A
Hits: 3 vs. Arizona State (3/24/18) Home Runs: N/A
RBI: 2 vs. WSU (3/18/18) Stolen Bases: 1 (twice)

SEASON HIGHS

Doubles: --
Triples: --
Home Runs: --
Stolen Bases: --

- Slashed .206/.306/.254 this summer with the Waterloo Bucks
- Had an RBI single on Apr. 5, 2019 at Stanford, first H and RBI of the year
- Pinch-hit, made collegiate debut behind the plate on Feb. 22, 2019 at Georgia Tech
- Made 30 appearances and 4 starts in 2018

- Batted .294 in pinch-hit situations (5-17) in 2018, best on team among those with 7+ ABs
- Played for the Mankato Moondogs in the Northwoods League in summer 2018, hitting .300
- Cousins with Los Angeles Angels catcher Jason Castro
- First career hit: two-run, go-ahead single vs. Washington State on Mar. 18, 2018

10 - MIKEY PEREZ, So. - INF

.318 AVG

0 HR

4 RBI

CAREER HIGHS

At-Bats: 5 vs. Texas A&M (2/29/20) Doubles: 2 vs. Illinois (3/1/20)
Runs: 5 vs. Illinois (3/1/20) Triples: --
Hits: 2 (twice) Home Runs: --
RBI: 1 (5 times) Stolen Bases: 1 vs. Texas A&M (2/29/20)

SEASON HIGHS

Doubles: 2 vs. Illinois (3/1)
Triples: --
Home Runs: --
Stolen Bases: 1 vs. Texas A&M (2/29)

- Slashed .290/.350/.449 this summer with Mankato in the Northwoods League
- Had two hits in 10 ABs as a true freshman at UCLA
- Had a pinch-single vs. UCI on Apr. 9, recording his first career RBI
- Had a pinch-hit 2B vs. Arizona on Mar. 24, 2019 - his first career hit

- Made NCAA debut on Feb. 16 as def. replacement at 2B in 9th inn.
- Received first NCAA plate appearance on Feb. 17, ended in HBP
- All-West Coast League honorable mention in 2018 with the Portland Pickles
- Slashed .248/.317/.404, had five HRs and 20 RBIs in 40 games for Portland

11 - JAKE MOBERG, So. - INF

.256 AVG

0 HR

5 RBI

CAREER HIGHS

At-Bats: 5 vs. Texas A&M (2/29/20) Doubles: 1 at Arizona St. (5/4/19)
Runs: 1 (11 times) Triples: --
Hits: 2 (3 times) Home Runs: --
RBI: 2 vs. Pepperdine (2/26/20) Stolen Bases: 1 vs. UCR (2/14/20)

SEASON HIGHS

Doubles: --
Triples: --
Home Runs: --
Stolen Bases: 1 vs. UCR (2/14)

- Batted .226 in 115 at-bats this summer with Mankato in the Northwoods League
- Recorded first collegiate hit on May 4, 2019 at ASU, doubling then scoring in the 8th inn.
- Made first career start on Feb. 26, 2019 vs. CSUN - batted 8th, played 3B, went 0-2 w/ an HBP
- Had a pinch-single vs. WSU on May 11, 2019 - his second career hit

- Selected in 34th round of 2018 draft by Colorado (1,026th overall selection)
- Received pinch-hit ABs in all 3 SJU games, went 0-4
- West Coast League All-Star, All-WCL HM in summer '18 with Yakima Valley Pippins
- Batted .287 w/ a .376 OBP for Yakima; also pitched 8.2 innings

12 - EMANUEL DEAN, Fr. - OF

.000 AVG

0 HR

0 RBI

CAREER HIGHS

At-Bats: -- Doubles: --
Runs: -- Triples: --
Hits: -- Home Runs: --
RBI: -- Stolen Bases: --

SEASON HIGHS

Doubles: --
Triples: --
Home Runs: --
Stolen Bases: --

- Ranked No. 50 freshman by Baseball America
- Ranked the No. 1 outfielder in the state as a HS senior by Perfect Game
- Three-time Perfect Game Underclass All-American at Servite HS
- Played with the Walla Walla Sweets in the WCL this summer, batting .272

- Went 3-4 in his WCL debut
- Played in the HS All-American Game at Petco Park in both 2018 and 2019

15 - WILL McINERNY, Sr. - C

.375 AVG

0 HR

5 RBI

CAREER HIGHS

At-Bats: 5 vs. Washington (5/19/19) Doubles: 1 (4 times)
Runs: 2 vs. Oregon (5/19/18) Triples: --
Hits: 3 vs. Illinois (3/1/20) Home Runs: 1 vs. Portland (2/17/18)
RBI: 2 (3 times) Stolen Bases: 1 vs. LMU (2/19/19)

SEASON HIGHS

Doubles: --
Triples: --
Home Runs: --
Stolen Bases: --

- Was UCLA's Opening Day starter at C last year, ended up starting 23 games
- Threw out 3 baserunners in three innings in 2019 Dodger Stadium game vs. USC
- His 10 CS as a C last year were 8th-most in the Pac-12
- Had 11 sac bunts last year, third in the Pac-12 and 22nd nationally

- Recorded six assists against LBSU on May 7, 2019
- Had an RBI double vs. Arizona on Mar. 22, 2019 - his first XBH of 2019
- 86 career games entering 2020, fourth-most on the active roster
- Singled, stole a base, and scored the game-winning run on Feb. 19 vs. LMU

16 - KYLE CUELLAR, Sr. - OF

.364 AVG

1 HR

6 RBI

CAREER HIGHS

At-Bats: 5 (4 times) Doubles: 2 vs. Washington (4/9/17)
Runs: 3 vs. Portland (2/18/18) Triples: --
Hits: 4 vs. Washington (4/9/17) Home Runs: 1 (twice)
RBI: 3 (4 times) Stolen Bases: --

SEASON HIGHS

Doubles: 1 (twice)
Triples: --
Home Runs: 1 vs. Texas A&M (2/29)
Stolen Bases: --

- 3 of his 4 hits in 2019 were doubles
- Started at DH on May 3, 2019 at ASU, his first start since Mar. 10 (went 0-3 w/ 1 R)
- Had a pinch double on May 4, 2019 at ASU, helping team to 18-3 victory
- Started in LF on Mar. 10, 2019 vs. USC (0-3), his first appearance in the field in 2019

- Hit a two-run double on Feb. 17, 2019 for his first hit of the year
- Has a career .250 batting average in pinch-hit situations (8-32)
- Appeared in 36 games with 14 starts (one at 3B, 13 at DH) in 2018
- Named to Freshman All-American Team by Collegiate Baseball in 2017.

POSITION PLAYER NOTES

18 - DARIUS PERRY, Fr. - C

.000 AVG

0 HR

0 RBI

CAREER HIGHS

At-Bats: 1 (twice)
Runs: --
Hits: --
RBI: --
Doubles: --
Triples: --
Home Runs: --
Stolen Bases: --

SEASON HIGHS

At-Bats: 1 (twice)
Runs: --
Hits: --
RBI: --
Doubles: --
Triples: --
Home Runs: --
Stolen Bases: --

- 39th rd selection in 2019 MLB Draft by Colorado
- Played this summer with the Portland Pickles, batting .163
- 2018 Suburban League MVP
- Ranked No. 1 C in California as HS senior by Perfect Game

- Batted .378 w/ 11 HRs in 31 games as HS junior
- Also played football in HS
- Career .351/.420/.701 slash line at La Mirada HS

21 - JORDAN PRENDIZ, R Jr. - OF

.077 AVG

0 HR

1 RBI

CAREER HIGHS

At-Bats: 4 vs. LMU (2/18/20)
Runs: 1 (11 times)
Hits: 1 vs. LMU (2/18/20)
RBI: 1 vs. UC Riverside (2/14/20)
Doubles: --
Triples: --
Home Runs: --
Stolen Bases: 1 at Stanford (4/5/19)

SEASON HIGHS

At-Bats: 4 vs. LMU (2/18)
Runs: 1 (twice)
Hits: 1 vs. LMU (2/18)
RBI: 1 vs. UC Riverside (2/14)
Doubles: --
Triples: --
Home Runs: --
Stolen Bases: --

- Was a defensive sub or pinch runner in 31 games last year
- Had first AB of 2019 on May 4 at ASU
- Had his first career stolen base on Apr. 5, 2019 at Stanford, taking second on a delayed steal
- Scored the walk-off run against Sac St. on Mar. 1, 2019 (Ryan Kreidler single)

- Appeared twice in 2019 Cal series, scored walk-off run on Thursday
- Played for Fond du Lac of the Northwoods League in summer '18, batting .148 over 33 games
- Made first career appearance against Portland on Feb. 18, 2018
- Redshirted as a true freshman in 2017

25 - NOAH CARDENAS, So. - C

.250 AVG

0 HR

9 RBI

CAREER HIGHS

At-Bats: 5 (4 times)
Runs: 4 at Arizona St. (5/4/19)
Hits: 5 at Arizona (5/4/19)
RBI: 3 at Oregon (5/24/19)
Doubles: 1 (6 times)
Triples: 1 at Arizona St. (5/4/19)
Home Runs: 1 (3 times)
Stolen Bases: --

SEASON HIGHS

At-Bats: 5 vs. LMU (2/18)
Runs: 2 vs. St. Mary's (2/22)
Hits: 2 vs. St. Mary's (2/21)
RBI: 2 (twice)
Doubles: 1 vs. Oklahoma St. (2/29)
Triples: --
Home Runs: --
Stolen Bases: --

- Ranked No. 7 C in the country in D1Baseball's preseason positional power rankings
- Played with the Yarmouth-Dennis Red Sox in the Cape Cod League over the summer, batting .297
- Went 9-13 in ASU series from May 3-5, 2019, had hits in 8 straight ABs from Saturday to Sunday
- Went 5-5 and scored 4 R on May 4, 2019 at ASU, first Bruin w/ 5 H since 2016

- Led team in batting, OBP, and HBP in 2019 - his BA was 4th in the Pac-12
- Pac-12 All-Defensive Team honorable mention in 2019
- Had 17 walks and 14 Ks last year, the lone Bruin with more walks than strikeouts
- Hit .462 in league play last year

32 - JOSH HAHN, Fr. - OF/LHP

.188 AVG

0 HR

0 RBI

CAREER HIGHS

At-Bats: 4 vs. UCR (2/15/20)
Runs: 1 vs. UCR (2/16/20)
Hits: 1 (3 times)
RBI: --
Doubles: --
Triples: --
Home Runs: --
Stolen Bases: 1 vs. UCR (2/14/20)

SEASON HIGHS

At-Bats: 4 vs. UCR (2/15)
Runs: 1 vs. UCR (2/16)
Hits: 1 (3 times)
RBI: --
Doubles: --
Triples: --
Home Runs: --
Stolen Bases: 1 vs. UCR (2/14)

- Opening Day starter at DH
- 2019 Gatorade Player of the Year for California
- Batted .376 with 9 HRs as HS senior at Huntington Beach HS
- Started all 3 games of UCR series at DH, had hits in 2 of 3

- Stole first career base on Opening Day
- Went 1-16 as a batter this summer for Yakima Valley
- Ranked No. 4 LHP in CA as HS senior by Perfect Game

36 - TOMMY BERES, Fr. - C

.000 AVG

0 HR

0 RBI

CAREER HIGHS

At-Bats: --
Runs: --
Hits: --
RBI: --
Doubles: --
Triples: --
Home Runs: --
Stolen Bases: --

SEASON HIGHS

At-Bats: --
Runs: --
Hits: --
RBI: --
Doubles: --
Triples: --
Home Runs: --
Stolen Bases: --

- Two-year letterwinner at Notre Dame High School in Sherman Oaks, Calif.
- Also lettered in water polo
- Graduated with a 4.6 GPA
- Notre Dame won Mission League Championship in 2019

- Plans to major in aerospace engineering
- Mother attended UCLA
- Achieved a perfect score of 36 on his ACT Exam
- Valedictorian of his senior class at Notre Dame HS

38 - PAT CAULFIELD, Jr. - OF

.222 AVG

1 HR

6 RBI

CAREER HIGHS

At-Bats: 5 vs. Illinois (3/1/20)
Runs: 2 (twice)
Hits: 2 (twice)
RBI: 2 (twice)
Doubles: 1 (twice)
Triples: --
Home Runs: 1 vs. St. Mary's (2/22/20)
Stolen Bases: 1 vs. Texas A&M (2/29/20)

SEASON HIGHS

At-Bats: 5 vs. Illinois (3/1)
Runs: 2 (twice)
Hits: 2 (twice)
RBI: 2 (twice)
Doubles: 1 (twice)
Triples: --
Home Runs: 1 vs. St. Mary's (2/22)
Stolen Bases: 1 vs. Texas A&M (2/29)

- Santa Barbara City College transfer
- Career .336/.408/.450 slash line at SBCC
- .362/.437/.510 with 35 RBIs and 32 SBs in 39 games as a sophomore in 2019
- First team all-league, second team all-state in 2019

- First-Team All-WCL with the Walla Walla Sweets this summer
- Slashed .328/.419/.481 in 52 games
- Set a WCL record with 42 stolen bases, besting the previous record set by Nick Madrigal
- Opened the summer in WCL w/ a 10 gm hit streak

PITCHER NOTES			
3 - SEAN MULLEN, So. - RHP 0-0 CAREER HIGHS Innings: 3.0 at Pepperdine (4/30/19) Strikeouts: 3 at Pepperdine (4/30/19)		1.17 ERA 9 K SEASON HIGHS Innings: 2.0 vs. UCR (2/15) Strikeouts: 2 vs. Texas A&M (2/29)	
<ul style="list-style-type: none"> • Pitched in 10 games for the Falmouth Falcons of the Cape Cod League this summer • Made first career start on Apr. 30, 2019 at Pepperdine: 3 IP, 1 H, 0 R, 3 K • Earned first career W w/ team-high 2.1 IP of relief vs. LBSU (3 H, 0 R, 1 K) on Mar. 12, 2019 • Allowed 0 R in 6.1 IP as true freshman 		<ul style="list-style-type: none"> • Made NCAA debut on Feb. 19, 2019 against LMU, pitching to two batters in the sixth. • Drafted in the 35th rd of the 2018 MLB Draft by the Colorado Rockies (1,056th overall) • Had a career 26-7 record and 2.66 ERA in HS • Went 8-1 with a 1.30 as a HS senior 	
14 - CHARLES HARRISON, Fr. - RHP 0-0 CAREER HIGHS Innings: -- Strikeouts: --		0.00 ERA 0 K SEASON HIGHS Innings: 0.1 vs. UCR (2/16) Strikeouts: --	
<ul style="list-style-type: none"> • Pitched for the Walla Walla Sweets of the West Coast League this summer • Allowed 1 ER in 4 IP • Ranked the No. 78 RHP in CA by Perfect Game as HS senior • Two-time all-league choice 		<ul style="list-style-type: none"> • Canyon HS Most Valuable Pitcher in 2018 • Struck out 72 batters in 63 innings as HS junior 	
19 - JARED KARROS, Fr. - RHP 2-0 CAREER HIGHS Innings: 5.0 (twice) Strikeouts: 8 vs. Pepperdine (2/26/20)		2.57 ERA 16 K SEASON HIGHS Innings: 5.0 (twice) Strikeouts: 8 vs. Pepperdine (2/26)	
<ul style="list-style-type: none"> • Son of UCLA and Dodgers standout 1B Eric Karros (284 career MLB HRs) • Born on the campus of UCLA (Ronald Reagan UCLA Medical Center) • 2019 Bay League Pitcher of the Year • Two-time all-league choice 		<ul style="list-style-type: none"> • Went 3-1 with a 0.45 as HS junior • 7-3 with a 0.86 ERA as HS senior • Threw a no-hitter against Gahr HS • Younger brother, Kyle, is also committed to UCLA 	
24 - ZACH PETTWAY, Jr. - RHP 2-0 CAREER HIGHS Innings: 8.0 vs. Baylor (2/25/18) Strikeouts: 13 vs. St. Mary's (2/21/20)		0.92 ERA 25 K SEASON HIGHS Innings: 7.0 vs. Oklahoma St. (2/28) Strikeouts: 13 vs. St. Mary's (2/21)	
<ul style="list-style-type: none"> • Pac-12 Pitcher of the Week on Mar. 19, 2019: 7 IP, 3 H, 0 R, 8 K vs. then-No. 3 Oregon State • 2020 Preseason Pac-12 Pitcher of the Year (D1Baseball) • First UCLA P since James Kaprielian to start consecutive Opening Days (2014-15) • Averaged 6.1 IP per appearance last year, highest on the team 		<ul style="list-style-type: none"> • Last year, had a 1.80 ERA after three starts and 2.66 after six starts • Matched a career-high with 10 Ks against Arizona on 3/22/19 • Struck out 8+ in four straight starts from Mar. 1-22, 2019 • Unanimous Freshman All-American, All-Pac-12 honorable mention in 2018 	
27 - JACK FILBY, So. - RHP/INF 0-0 CAREER HIGHS Innings: 2.1 vs. ECU (4/12/19) Strikeouts: 2 (8 times)		0.00 ERA 2 K SEASON HIGHS Innings: 1.0 (twice) Strikeouts: 2 vs. LMU (2/18)	
<ul style="list-style-type: none"> • Spent the last summer with La Crosse Loggers in the Northwoods League • Was 2-2 on the mound with a 4.58 ERA and 24 Ks in 17.2 IP • Picked up the win on Opening Day 2019 after throwing a perfect seventh inning • Went 9 straight outings (6 IP) w/o allowing a run from Mar. 3-Apr.2, 2019 		<ul style="list-style-type: none"> • Pitched career-high 2.1 IP vs. ECU on Apr. 12, 2019 - going six-up, six-down in his final 2 IP • First freshman in John Savage era (since '05) to earn "W" on Opening Day • Went six-up, six-down at No. 19 Georgia Tech on Feb. 23, 2019 • Recruited to UCLA as a position player 	
28 - ADRIAN CHAIDEZ, Jr. - RHP 1-1 CAREER HIGHS Innings: 1.1 vs. St. Mary's (2/22/20) Strikeouts: 3 vs. St. Mary's (2/22/20)		8.10 ERA 7 K SEASON HIGHS Innings: 1.1 vs. St. Mary's (2/22) Strikeouts: 3 vs. St. Mary's (2/22)	
<ul style="list-style-type: none"> • Cypress College transfer • Was 7-1 with a 3.48 ERA as a sophomore at Cypress • 1st Team all-league in 2019 at Cypress • Had 12 Ks in 5.1 IP vs. Hancock College on Feb. 23, 2019 		<ul style="list-style-type: none"> • Had a 4.01 ERA out of the bullpen as a freshman at Cypress • Four-year letterwinner at Downey HS • Was a catcher in HS, converted to P in college 	

PITCHER NOTES

29 - MICHAEL TOWNSEND, Jr. - RHP 1-0

CAREER HIGHS

Innings: 4.0 vs. Washington (5/19/19)
Strikeouts: 4 (3 times)

0.00 ERA

11 K

SEASON HIGHS

Innings: 1.2 (twice)
Strikeouts: 4 vs. Illinois (3/1)

- Was 3-0 last year with a 1.85 ERA and 29 Ks in 24.1 IP
- Stranded 12 of his 13 inherited runners last year (92%), best ratio on team
- Had a 0.87 ERA in Pac-12 play in 2019
- Earned his first career W on Apr. 28, 2019 against Utah

- Allowed one baserunner, earned W in 4 IP outing vs. Washington on 5/19/19
- Posted a 4-1 record a 1.83 ERA this past summer with the Newport Gulls in the NECBL
- Didn't allow a run in his final 10.1 innings for Newport
- Pitched 41 innings for the Waterloo Bucks in summer 2018

30 - NICK NASTRINI, So. - RHP 2-0

CAREER HIGHS

Innings: 5.0 (4 times)
Strikeouts: 9 vs. LMU (2/19/19)

2.63 ERA

10 K

SEASON HIGHS

Innings: 5.0 (twice)
Strikeouts: 8 vs. Texas A&M (2/29)

- Matched Savage-era record for strikeouts in a UCLA debut start w/ 9 on Feb. 19, 2019 vs. LMU
- Started his college career with a 15-IP scoreless streak (3 outings)
- Started two postseason games on the mound for UCLA last year
- Missed most of 2019 with Thoracic Outlet Syndrome

- Second-best ERA on the team last year (among Ps w/ 7+ IP)
- Struck out the side in order on Feb. 19 in his collegiate debut (9th inn)
- Played with the Falmouth Falcons in the Cape this summer, posting a 2-2 record a 2.18 ERA
- First Team All-West Coast League selection w/ Bellingham in 2018 (4-2, 1.88 ERA)

32 - JOSH HAHN, Fr. - LHP 0-0

CAREER HIGHS

Innings: --
Strikeouts: --

0.00 ERA

0 K

SEASON HIGHS

Innings: --
Strikeouts: --

- 2019 Gatorade High School Player of the Year for California
- 5-1 with a 0.72 ERA as a HS senior (also batted .376 w/ 9 HRs)
- Ranked the No. 4 LHP in CA by Perfect Game as a HS senior
- 2018 Underclass All-American

- Pitched in two games this summer for Yakima Valley in the WCL
- 2017 Sunset League Rookie of the Year
- Collects baseball cards

33 - JAKE SAUM, Fr. - LHP 0-0

CAREER HIGHS

Innings: 0.2 vs. UCR (2/16/20)
Strikeouts: 1 vs. UCR (2/16/20)

9.00 ERA

1 K

SEASON HIGHS

Innings: 0.2 vs. UCR (2/16/20)
Strikeouts: 1 vs. UCR (2/16/20)

- All-time career strikeout leader at St. Bonaventure HS (327)
- Played with Wenatchee AppleSox this summer in thw WCL
- Had a 5-1 record with a 2.42 ERA and 64 Ks in 52 IP
- First Team All-WCL pick

- Three-time Tri-Valley League Pitcher of the Year in HS
- 2019 Tri-Valley League Player of the Year
- 6-3 with a 0.94 ERA w/ 97 Ks in 52.1 IP as HS senior
- 11-2 w/ a 1.08 ERA as a HS junior

34 - FELIX RUBI, Sr. - RHP 0-0

CAREER HIGHS

Innings: 5.0 (twice)
Strikeouts: 4 vs. LBSU (5/7/19)

0.00 ERA

4 K

SEASON HIGHS

Innings: 1.0 (4 times)
Strikeouts: 2 (twice)

- Best ERA (1.31) on team last year among Ps w/ 7+ IP
- Made two apps in 2019 regionals, allowing 1 ER in 4.1 IP (started Monday final)
- Earned first career W on 5/14/19 at UCI: 5 IP, 3 H, 0 R
- Allowed just 1 ER in final 13.1 IP of 2019 season

- Made debut NCAA start on 5/7/19 vs. LBSU: 5 IP, 1 H, 1 ER, 4 K - retired final 11 batters he faced
- Unscored upon in 6 of 8 relief outings in 2019
- Made NCAA debut on Mar. 29, 2019 at USC, pitching scoreless 8th
- Allowed no runs or hits despite pair of UCLA errors with him on the mound

35 - KYLE MORA, Jr. - RHP 0-0

CAREER HIGHS

Innings: 5.2 (2 times) at LMU (4/3/18)
Strikeouts: 8 at LMU (4/3/18)

1.17 ERA

12 K

SEASON HIGHS

Innings: 1.0 (5 times)
Strikeouts: 3 vs. Texas A&M (2/29)

- Made NCAA-high 47 appearances last year, third-most in UCLA single season history
- One of four Bruins ever to make 40+ apps (David Berg, Grant Dyer, Zack Weiss)
- Had a 1.23 ERA in postseason play in 2019
- Ranked No. 8 in D1Baseball's preseason positional power rankings of relief pitchers

- Earned his lone save of 2019 in the Regional opener against Omaha on 5/31/19
- Unscored upon in 36-47 outings last year, including 19 of 22 to close the year
- Made three starts for Harwich in the Cape in summer '18, posting a 2.13 ERA in 12.2 IP
- Made 34 appearances, including one start, in 2018 (11th-most in NCAA)

		PITCHER NOTES		
40 - HOLDEN POWELL, Jr. - RHP	0-0	0.00 ERA	15 K	2 SV
CAREER HIGHS		SEASON HIGHS		
IP: 5.0 vs. Michigan (6/8/19) Strikeouts: 5 (twice)		Innings: 1.2 vs. St. Mary's (2/23) Strikeouts: 3 (4 times)		
<ul style="list-style-type: none"> • 2019 NCBWA Stopper of the Year, is on the 2020 watch list for the award as well • 17 saves last year, second-most in program history • Unanimous All-America selection in 2019 • Second Bruin ever to be named Stopper of the Year (Berg) 		<ul style="list-style-type: none"> • Gave up just 4 R over his final 28 outings of 2019 • Had a pair of streaks where he didn't allow a hit for 8 IP • In the 2019 postseason, was 1-0 with a 1.00 ERA and 10 Ks in 9 IP • Pitched career-high 5 IP to help UCLA to 3-2, 12-inning win in Super Reg. Gm 2 vs. Michigan 		
43 - DANIEL COLWELL, So. - LHP	0-0	0.00 ERA	1 K	
CAREER HIGHS		SEASON HIGHS		
Innings: 1.0 (twice) Strikeouts: 1 vs. Pepperdine (2/26/20)		Innings: 0.1 (twice) Strikeouts: 1 vs. Pepperdine (2/26)		
<ul style="list-style-type: none"> • One of two LHPs to appear on the mound for UCLA in 2019 • Pitched for Waterloo Bucks in the Northwoods League this summer • Had a 14-inn scoreless streak at one point for Waterloo • Threw a scoreless IP in each of his two apps last year 		<ul style="list-style-type: none"> • Posted a 1-2-3 frame against Washington on May 19, 2019 • Made his NCAA debut on May 11 at WSU, 2019 - throwing scoreless ninth inning • Allowed hits to first two batters he faced, bounced back to end inning on a DP and an F8 • Career record of 20-8 with a 1.77 ERA in high school (St. Mary's College HS) 		
44 - NICK SCHEIDLER, RJr. - LHP	0-0	0.00 ERA	0 K	
CAREER HIGHS		SEASON HIGHS		
Innings: 4.2 at LBSU (4/10/18) Strikeouts: 6 at UC Irvine (5/1/18)		Innings: -- Strikeouts: --		
<ul style="list-style-type: none"> • Redshirted last year • Pitched for Chatham in the Cape Cod League in summer '18, posting a 2.00 ERA over 9 IP • Made 37 appearances in '18 for UCLA, most in the Pac-12 and third-most in the NCAA • Struck out career-best six batters and picked up first win of 2018 at UC Irvine on May 1 		<ul style="list-style-type: none"> • Set career-high with 4.2 innings pitched at Long Beach State on Apr. 10, 2018 • Recorded a .256 batting average against in 2018 • Stranded 25 of his 28 inherited runners in 2018 (89.3%), best ratio on team (10+ inherited) • Has pitched 30+ IP in both of his active seasons at UCLA 		
55 - JESSE BERGIN, So. - RHP	3-0	0.59 ERA	24 K	
CAREER HIGHS		SEASON HIGHS		
Innings: 6.0 (3 times) Strikeouts: 9 (4 times)		Innings: 5.1 vs. St. Mary's (2/23) Strikeouts: 9 (twice)		
<ul style="list-style-type: none"> • Freshman All-American last year after going 5-0 with a 4.43 ERA and 76 Ks in 67 IP • Gave up no runs in his first two career starts, just one over his first three career starts • Ranked third on the team in 2019 in IP and Ks • Posted a 2.56 ERA against non-conference opponents 		<ul style="list-style-type: none"> • Struck out 9 in his debut start, t-most in Savage era • Picked off 3 runners last year, fifth-most among Pac-12 pitchers • Started the Dodger Stadium game last year • Posted a 10.21 K/9 ratio last year 		

2020 UCLA BASEBALL RESULTS

Date	Opponent	W-L	Score	Rec.	Winner	Loser	Save	Att.	Time
2/14	UC Riverside	W	4-2	1-0	Townsend (1-0)	Ohl (0-1)	Powell (1)	739	3:02
2/15	UC Riverside	W	9-1	2-0	Nastrini (1-0)	Jacobs (0-1)	-	784	3:00
2/16	UC Riverside	W	8-0	3-0	Bergin (1-0)	Granillo (0-1)	-	847	3:07
2/18	Loyola Marymount	W	10-1	4-0	Karros (1-0)	Robins (0-1)	-	404	2:50
2/21	St. Mary's	W	5-0	5-0	Pettway (1-0)	Lomeli (0-2)	-	597	2:37
2/22	St. Mary's	W	7-1	6-0	Chaidez (1-0)	Madrigal (0-2)	-	675	3:05
2/23	St. Mary's	W	2-0	7-0	Bergin (2-0)	Ponce (0-1)	Powell (2)	905	2:42
2/26	Pepperdine	W	8-2	8-0	Karros (2-0)	Groen (1-1)	-	533	3:04
2/28	No. 16 Oklahoma St.&	W	8-1	9-0	Pettway (2-0)	Scott (2-1)	-	1,100	3:07
2/29	No. 18 Texas A&M&	W	10-2	10-0	Nastrini (2-0)	Roa (2-1)	-	10,021	3:51
3/1	Illinois&	W	14-1	11-0	Bergin (3-0)	Maldonado (0-2)	-	-	3:13
3/3	at UC Santa Barbara	L	5-8	11-1	Roberts (3-1)	Chaidez (1-1)	-	450	3:28

* Pac-12 Conference game

& Frisco College Classic

^ Southern California College Baseball Classic

2020 UCLA BASEBALL GAME-BY-GAME BATTING LINEUP

Date	Opponent	Record	1	2	3	4	5	6	7	8	9
2/14	UC Riverside	1-0	Mitchell	Curialle	McLain	Schwartz	Cuellar	Cardenas	Hahn	Moberg	Prendiz
2/15	UC Riverside	2-0	Mitchell	Curialle	McLain	Schwartz	Cardenas	Hahn	Caulfield	Moberg	Prendiz
2/16	UC Riverside	3-0	Mitchell	Curialle	McLain	Schwartz	Hahn	Caulfield	Cuellar	Moberg	McInerny
2/18	Loyola Marymount	4-0	Mitchell	Curialle	McLain	Schwartz	Cardenas	Cuellar	Silva	Moberg	Prendiz
2/21	St. Mary's	5-0	Mitchell	Curialle	McLain	Schwartz	Cuellar	Silva	Cardenas	Moberg	Prendiz
2/22	St. Mary's	6-0	Mitchell	Curialle	McLain	Schwartz	Cardenas	Moberg	Caulfield	Perez	McInerny
2/23	St. Mary's	7-0	Mitchell	Curialle	McLain	Schwartz	Cuellar	Moberg	Hahn	Caulfield	McInerny
2/26	Pepperdine	8-0	Mitchell	Silva	McLain	Schwartz	Moberg	Cuellar	Cardenas	Caulfield	Perez
2/28	vs. Oklahoma State	9-0	Mitchell	Moberg	McLain	Schwartz	Cardenas	Cuellar	McInerny	Caulfield	Perez
2/29	vs. Texas A&M	10-0	Mitchell	Silva	McLain	Schwartz	Moberg	Cuellar	Cardenas	Caulfield	Perez
3/1	vs. Illinois	11-0	Mitchell	Silva	McLain	Schwartz	Moberg	Cuellar	Caulfield	Perez	McInerny
3/3	at UC Santa Barbara	11-1	Mitchell	Silva	Moberg	Schwartz	Cardenas	Cuellar	Caulfield	Perez	Teijeiro

2020 UCLA BASEBALL GAME-BY-GAME STARTING LINEUP

Date	Opponent	Record	C	1B	2B	SS	3B	LF	CF	RF	DH	SP
2/14	UC Riverside	1-0	Cardenas	Schwartz	Curialle	McLain	Moberg	Cuellar	Mitchell	Prendiz	Hahn	Pettway
2/15	UC Riverside	2-0	Cardenas	Schwartz	Curialle	McLain	Moberg	Caulfield	Mitchell	Prendiz	Hahn	Nastrini
2/16	UC Riverside	3-0	McInerny	Schwartz	Curialle	McLain	Moberg	Cuellar	Mitchell	Caulfield	Hahn	Bergin
2/18	Loyola Marymount	4-0	Cardenas	Schwartz	Curialle	McLain	Moberg	Cuellar	Mitchell	Prendiz	Silva	Karros
2/21	St. Mary's	5-0	Cardenas	Schwartz	Curialle	McLain	Moberg	Cuellar	Mitchell	Prendiz	Silva	Pettway
2/22	St. Mary's	6-0	Cardenas	Schwartz	Perez	McLain	Moberg	Caulfield	Mitchell	Curialle	McInerny	Nastrini
2/23	St. Mary's	7-0	McInerny	Schwartz	Curialle	McLain	Moberg	Cuellar	Mitchell	Caulfield	Hahn	Bergin
2/26	Pepperdine	8-0	Cardenas	Schwartz	Perez	McLain	Moberg	Silva	Mitchell	Caulfield	Cuellar	Karros
2/28	vs. Oklahoma State	9-0	Cardenas	Schwartz	Perez	McLain	Moberg	Cuellar	Mitchell	Caulfield	McInerny	Pettway
2/29	vs. Texas A&M	10-0	Cardenas	Schwartz	Perez	McLain	Moberg	Cuellar	Mitchell	Caulfield	Silva	Nastrini
3/1	vs. Illinois	11-0	McInerny	Schwartz	Perez	McLain	Moberg	Cuellar	Mitchell	Caulfield	Silva	Bergin
3/3	at UC Santa Barbara	11-1	Cardenas	Schwartz	Teijeiro	Perez	Moberg	Cuellar	Mitchell	Caulfield	Silva	Karros

GAME 1: No. 8 UCLA 4, UC Riverside 2**Feb. 14 at Jackie Robinson Stadium**

	1	2	3	4	5	6	7	8	9	R	H	E
UCR	0	0	2	0	0	0	0	0	0	2	7	1
UCLA	0	0	0	0	2	0	2	0	X	4	8	0

WP: Townsend (1-0) LP: Ohl (0-1), SV: Powell (1)

Time: 3:02 Attendance: 739

GAME 2: No. 8 UCLA 9, UC Riverside 1**Feb. 15 at Jackie Robinson Stadium**

	1	2	3	4	5	6	7	8	9	R	H	E
UCR	0	0	1	0	0	0	0	0	0	1	3	1
UCLA	3	0	0	0	1	0	0	5	X	9	11	0

WP: Nastrini (1-0) LP: Jacobs (0-1)

Time: 3:00 Attendance: 784

GAME 3: No. 8 UCLA 8, UC Riverside 0**Feb. 16 at Jackie Robinson Stadium**

	1	2	3	4	5	6	7	8	9	R	H	E
UCR	0	0	0	0	0	0	0	0	0	0	2	0
UCLA	2	1	4	0	0	1	0	0	X	8	8	0

WP: Bergin (1-0) LP: Granillo (0-1)

Time: 3:07 Attendance: 847

GAME 4: No. 8 UCLA 10, LMU 1**Feb. 18 at Jackie Robinson Stadium**

	1	2	3	4	5	6	7	8	9	R	H	E
LMU	0	1	0	0	0	0	0	0	0	1	2	2
UCLA	5	2	0	0	3	0	0	0	X	10	11	2

WP: Karros (1-0) LP: Robins (0-1)

Time: 2:50 Attendance: 404

GAME 5: No. 8 UCLA 5, St. Mary's 0**Feb. 21 at Jackie Robinson Stadium**

	1	2	3	4	5	6	7	8	9	R	H	E
SMC	0	0	0	0	0	0	0	0	0	0	5	1
UCLA	0	0	1	2	0	0	0	2	X	5	11	1

WP: Pettway (1-0) LP: Lomeli (0-2)

Time: 2:37 Attendance: 597

GAME 6: No. 8 UCLA 7, St. Mary's 1**Feb. 22 at Jackie Robinson Stadium**

	1	2	3	4	5	6	7	8	9	R	H	E
SMC	0	0	1	0	0	0	0	0	0	1	7	1
UCLA	0	0	1	4	2	0	0	0	X	7	8	1

WP: Chaidez (1-0) LP: Madrigal (0-2)

Time: 3:05 Attendance: 675

GAME 7: No. 8 UCLA 2, St. Mary's 0**Feb. 23 at Jackie Robinson Stadium**

	1	2	3	4	5	6	7	8	9	R	H	E
SMC	0	0	0	0	0	0	0	0	0	0	5	2
UCLA	0	0	2	0	0	0	0	0	X	2	9	0

WP: Bergin (2-0) LP: Ponce (0-1) SV: Powell (2)

Time: 2:42 Attendance: 905

GAME 8: No. 8 UCLA 8, Pepperdine 2**Feb. 26 at Jackie Robinson Stadium**

	1	2	3	4	5	6	7	8	9	R	H	E
PEPP	0	0	0	0	0	1	0	1	0	2	4	2
UCLA	2	0	0	0	0	1	4	1	X	8	11	2

WP: Karros (2-0) LP: Groen (1-1)

Time: 3:04 Attendance: 533

GAME 9: No. 8 UCLA 8, No. 18 OK State 1**Feb. 28 at Dr Pepper Ballpark in Frisco, Texas**

	1	2	3	4	5	6	7	8	9	R	H	E
UCLA	2	3	0	0	0	0	3	0	0	8	12	2
OKST	0	0	0	0	0	0	0	1	0	1	3	0

WP: Pettway (2-0) LP: Scott (2-1)

Time: 3:07 Attendance: 1,100

GAME 10: No. 8 UCLA 10, No. 23 Texas A&M 2**Feb. 29 at Dr Pepper Ballpark in Frisco, Texas**

	1	2	3	4	5	6	7	8	9	R	H	E
UCLA	2	0	2	0	1	4	1	0	0	10	14	0
TAMU	1	0	0	1	0	0	0	0	0	2	1	3

WP: Nastrini (2-0) LP: Roa (2-1)

Time: 3:51 Attendance: 10,021

2020 UCLA BASEBALL LINE SCORES**GAME 11: No. 8 UCLA 14, Illinois 1****Mar. 1 at Dr Pepper Ballpark in Frisco, Texas**

	1	2	3	4	5	6	7	8	9	R	H	E
Illinois	1	0	0	0	0	0	0	0	0	1	4	1
UCLA	0	2	0	0	4	2	2	4	X	14	17	0

WP: Bergin (3-0) LP: Maldonado (0-2)

Time: 3:13 Attendance: --

GAME 12: UC Santa Barbara 8, No. 2 UCLA 5**Mar. 3 at Caesar Uyesaka Std. in Santa Barbara, Calif.**

	1	2	3	4	5	6	7	8	9	R	H	E
UCLA	0	0	1	2	1	0	0	0	1	5	7	1
UCSB	1	0	1	0	4	0	0	2	X	8	9	2

WP: Roberts (3-1) LP: Chaidez (1-1)

Time: 3:28 Attendance: 450

UCLA TEAM GAME-BY-GAME STATS (BATTING)

Date	Opponent	ab	r	h	rbi	2b	3b	hr	tb	bb	ibb	sb	cs	hbp	sac	sf	gdp	k	po	a	e	lob	avg
Feb 14	UC RIVERSIDE	32	4	8	4	0	0	1	11	2	0	3	0	1	0	0	0	9	27	8	0	7	.250
Feb 15	UC RIVERSIDE	32	9	11	9	2	0	1	16	4	1	1	0	5	0	1	0	4	27	12	0	9	.297
Feb 16	UC RIVERSIDE	30	8	8	7	2	0	2	16	6	0	3	0	1	0	2	0	5	27	9	0	7	.287
Feb 18	LOYOLA MARYMOUNT	34	10	11	9	2	0	0	13	7	0	1	0	0	0	2	0	9	27	8	2	9	.297
Feb 21	ST. MARY'S	34	5	11	4	2	0	0	13	0	0	0	0	1	1	0	0	9	27	5	1	7	.302
Feb 22	ST. MARY'S	31	7	8	6	1	0	1	12	3	0	0	0	1	0	0	1	4	27	10	1	4	.295
Feb 23	ST. MARY'S	32	2	9	2	2	0	0	11	1	0	1	2	0	0	0	0	8	27	12	0	7	.293
Feb 26	PEPPERDINE	33	8	11	8	1	0	1	15	3	0	0	0	2	0	2	0	5	27	7	2	8	.298
Feb 28	vs Oklahoma State	36	8	12	8	6	0	0	18	3	0	0	0	1	1	2	0	7	27	6	2	8	.303
Feb 29	vs Texas A&M	43	10	14	8	1	0	2	21	9	1	4	0	0	0	0	0	10	27	9	0	15	.306
Mar 1	vs Illinois	38	14	17	14	3	0	0	20	7	0	1	0	1	1	2	1	2	27	12	0	11	.320
Mar 03	at UC Santa Barbara	35	5	7	4	1	0	0	8	3	0	2	0	2	1	0	0	9	24	10	1	9	.310
Totals		410	90	127	83	23	0	8	174	48	2	16	2	15	4	11	2	81	321	108	9	101	.310

UCLA TEAM GAME-BY-GAME STATS (PITCHING)

Date	Opponent	ip	h	r	er	bb	so	2b	3b	hr	wp	bk	hbp	dp	ibb	score	w-l	sv	era
Feb 14	UC RIVERSIDE	9.0	7	2	2	0	14	1	0	1	0	0	0	0	0	4-2	1-0	1	2.00
Feb 15	UC RIVERSIDE	9.0	3	1	1	3	6	0	0	0	0	0	0	2	0	9-1	2-0	1	1.50
Feb 16	UC RIVERSIDE	9.0	2	0	0	3	14	0	0	0	0	0	1	0	0	8-0	3-0	1	1.00
Feb 18	LOYOLA MARYMOUNT	9.0	2	1	1	1	13	1	0	0	0	0	0	1	0	10-1	4-0	1	1.00
Feb 21	ST. MARY'S	9.0	5	0	0	0	17	1	0	0	0	0	0	0	0	5-0	5-0	1	0.80
Feb 22	ST. MARY'S	9.0	7	1	1	5	11	1	0	0	0	0	2	2	0	7-1	6-0	1	0.83
Feb 23	ST. MARY'S	9.0	5	0	0	2	13	0	0	0	0	0	1	0	0	2-0	7-0	2	0.71
Feb 26	PEPPERDINE	9.0	4	2	1	1	15	0	0	0	0	0	0	0	0	8-2	8-0	2	0.75
Feb 28	vs Oklahoma State	9.0	3	1	1	2	7	0	0	1	2	0	1	1	0	8-1	9-0	2	0.78
Feb 29	vs Texas A&M	9.0	1	2	2	7	14	0	0	1	5	0	1	0	0	10-2	10-0	2	0.90
Mar 1	vs Illinois	9.0	4	1	1	3	11	2	0	0	0	0	0	1	0	14-1	11-0	2	0.91
Mar 03	at UC Santa Barbara	8.0	9	8	7	5	10	1	0	0	1	1	0	1	0	5-8	11-1	2	1.43
Totals		107.0	52	19	17	32	145	7	0	3	8	1	6	8	0	90-19	11-1	2	1.43

2020 UCLA BASEBALL STARTING PITCHER LOG

Pitcher	Opponent	Date	Dec.	IP	H	R	ER	BB	SO	NP
Pettway	UC Riverside	2/14	-	6.0	5	2	2	0	8	87
Nastrini	UC Riverside	2/15	W	5.0	2	1	1	2	5	75
Bergin	UC Riverside	2/16	W	5.0	2	0	0	1	9	71
Karros	Loyola Marymount	2/18	W	5.0	2	1	1	0	6	75
Pettway	St. Mary's	2/21	W	6.2	3	0	0	0	13	92
Nastrini	St. Mary's	2/22	-	3.2	4	1	1	2	5	67
Bergin	St. Mary's	2/23	W	5.1	4	0	0	1	9	82
Karros	Pepperdine	2/26	W	5.0	2	0	0	0	8	76
Pettway	vs. Oklahoma State	2/28	W	7.0	2	0	0	1	4	87
Nastrini	vs. Texas A&M	2/29	W	5.0	1	2	2	4	8	92
Bergin	vs. Illinois	3/1	W	5.0	4	1	1	3	6	88
Karros	at UC Santa Barbara	3/3	-	4.0	4	3	3	1	2	47
TOTALS		12 gms	9-0	62.2	35	11	11	15	84	939
AVERAGES		12 gms		5.1	2.9	0.92	0.92	1.3	7.0	78
PER NINE INNINGS		12 gms		9.0	5.0	1.58	1.58	2.2	12.1	135

2020 UCLA BASEBALL BULLPEN LOG

Pitchers	Opponent	Date	W-L-SV	IP	H	R	ER	BB	SO	NP
Townsend (W), Mora, Powell (SV)	UC Riverside	2/14	W, SV	3.0	2	0	0	0	6	41
Mullen, Townsend, Filby	UC Riverside	2/15	-	4.0	1	0	0	1	1	39
Saum, Harrison, Townsend, Mora, Powell	UC Riverside	2/16	-	4.0	0	0	0	2	5	52
Mullen, Chaidez, Filby, Rubi	Loyola Marymount	2/18	-	4.0	0	0	0	1	7	52
Townsend, Mora, Powell	St. Mary's	2/21	-	2.1	2	0	0	0	4	33
Chaidez (W), Mullen, Townsend, Filby, Mora, Rubi	St. Mary's	2/22	W	5.1	3	0	0	3	6	88
Townsend, Mora, Powell (SV)	St. Mary's	2/23	SV	3.2	1	0	0	1	4	46
Mullen, Colwell, Townsend, Mora, Powell	Pepperdine	2/26	-	4.0	2	2	1	1	7	76
Chaidez, Saum, Rubi	vs. Oklahoma State	2/28	-	2.0	1	1	1	1	3	39
Mullen, Townsend, Mora, Rubi	vs. Texas A&M	2/29	-	4.0	0	0	0	3	6	62
Colwell, Townsend, Mora, Powell	vs. Illinois	3/1	-	4.0	0	0	0	0	5	35
Chaidez (L), Saum, Harrison, Colwell, Mullen, Mora	at UC Santa Barbara	3/3	L	3.0	5	5	4	4	8	89
TOTALS		12 gms	2-1, 2 SV	43.1	17	8	6	17	62	652
AVERAGES		12 gms		3.2	1.4	0.67	0.50	1.4	5.2	54
PER NINE INNINGS		12 gms		9.0	3.5	1.66	1.25	3.5	12.9	135



UCLA SEASON/CAREER STATS

2020 ROSTER

Record: 11-1 Home: 8-0 Away: 0-1 Neutral: 3-0 Pac-12: 0-0

Player	SEASON										CAREER																	
	Avg	G-GS	AB	R	H	2B	3B	HR	RBI	BB	Hbp	SO	Sb	Att	Avg	G-GS	AB	R	H	2B	3B	HR	RBI	BB	Hbp	SO	Sb	Att
1 McLain, Matt	.417	11-11	48	12	20	3	0	3	17	3	0	11	1-1		.242	72-71	265	40	64	12	6	7	47	20	6	75	7-9	
16 Cuellar, Kyle	.364	10-10	33	5	12	2	0	1	6	4	2	5	0-0		.257	105-58	230	32	59	16	0	2	43	38	10	50	1-2	
5 Mitchell, Garrett	.354	12-12	48	16	17	6	0	0	5	6	3	3	5-6		.326	118-115	463	92	151	24	14	6	77	44	11	84	28-37	
7 Schwartz, JT	.346	12-12	52	9	18	3	0	0	7	3	1	7	2-2		.346	12-12	52	9	18	3	0	0	7	3	1	7	2-2	
6 Curiale, Michael	.321	7-7	28	8	9	2	0	2	9	1	1	8	2-2		.321	7-7	28	8	9	2	0	2	9	1	1	8	2-2	
10 Perez, Mikey	.318	10-6	22	10	7	3	0	0	4	5	2	4	1-1		.281	23-8	32	11	9	4	0	0	5	7	3	11	1-1	
8 Silva, Jarron	.318	7-6	22	4	7	0	0	1	8	4	1	3	2-2		.235	70-16	98	16	23	6	0	2	20	12	1	26	3-5	
11 Moberg, Jake	.256	12-12	39	8	10	0	0	0	5	7	2	8	1-2		.226	26-13	53	11	12	1	0	0	5	8	3	14	1-2	
25 Cardenas, Noah	.250	9-9	32	5	8	2	0	0	9	5	3	7	0-0		.351	67-49	168	32	59	8	1	3	27	22	13	21	0-0	
38 Caulfield, Pat	.222	11-9	36	8	8	2	0	1	6	4	0	5	1-1		.222	11-9	36	8	8	2	0	1	6	4	0	5	1-1	

15 McInerney, Will	.375	7-5	16	2	6	0	0	0	5	1	0	4	0-0		.227	93-65	141	18	32	4	0	1	18	18	6	26	1-1	
9 Teixeira, RJ	.333	2-1	3	0	1	0	0	0	1	0	0	2	0-0		.282	37-5	39	8	11	4	0	0	6	12	1	9	2-2	
32 Hahn, Josh	.188	7-4	16	1	3	0	0	0	0	3	0	5	1-1		.188	7-4	16	1	3	0	0	0	0	3	0	5	1-1	
21 Prenziz, Jordan	.077	8-4	13	2	1	0	0	0	1	2	0	8	0-0		.056	55-4	18	11	1	0	0	0	1	5	1	10	1-1	
18 Perry, Darius	.000	2-0	2	0	0	0	0	0	0	0	0	1	0-0		.000	2-0	2	0	0	0	0	0	0	0	0	1	0-0	
Totals	.310	12-12	410	90	127	23	0	8	83	48	15	81	16-18															
Opponents	.140	12-12	372	19	52	7	0	3	18	32	6	145	5-7															

(All games Sorted by Earned run avg)

Player	SEASON												CAREER														
	ERA	W-L	App	GS	CG	Sho	Sv	IP	H	R	ER	BB	SO	ERA	W-L	App	GS	CG	Sho	Sv	IP	H	R	ER	BB	SO	
55 Bergin, Jesse	0.59	3-0	3	3	0	0	0	15.1	10	1	1	5	24	3.72	8-0	20	18	0	0	0	82.1	67	36	34	30	100	
24 Pathway, Zach	0.92	2-0	3	3	0	0	0	19.2	10	2	2	1	25	3.51	12-6	29	28	0	0	0	179.2	152	77	70	42	163	
19 Karros, Jared	2.57	2-0	3	3	0	0	0	14.0	8	4	4	1	16	2.57	2-0	3	3	0	0	0	14.0	8	4	4	1	16	
30 Nastirni, Nick	2.63	2-0	3	3	0	0	0	13.2	7	4	4	8	18	1.89	3-0	8	7	0	0	0	33.1	17	7	7	15	46	

29 Townsend, Michael	0.00	1-0	9	0	0	0	0	10.0	0	0	0	1	11	2.76	4-0	37	0	0	0	0	42.1	26	18	13	13	46	
40 Powell, Holden	0.00	0-0	6	0	0	0	2	7.0	2	0	0	0	15	2.32	6-4	75	0	0	0	25	89.1	49	26	23	35	102	
34 Rubi, Felix	0.00	0-0	4	0	0	0	0	4.0	3	0	0	0	4	1.09	2-0	15	3	0	0	0	24.2	15	5	3	7	13	
27 Filby, Jack	0.00	0-0	3	0	0	0	0	2.1	0	0	0	2	2	3.63	2-0	26	0	0	0	0	22.1	19	11	9	9	27	
43 Colwell, Daniel	0.00	0-0	3	0	0	0	0	0.2	1	0	0	1	1	0.00	0-0	5	0	0	0	0	2.2	3	0	0	1	1	
14 Harrison, Charles	0.00	0-0	2	0	0	0	0	0.2	0	0	0	0	0	0.00	0-0	2	0	0	0	0	0.2	0	0	0	0	0	
35 Mora, Kyle	1.17	0-0	9	0	0	0	0	7.2	5	3	1	3	12	2.13	9-6	94	1	0	0	4	122.2	83	33	29	36	124	
3 Mullen, Sean	1.17	0-0	6	0	0	0	0	7.2	4	1	1	5	9	0.64	1-0	10	1	0	0	0	14.0	9	1	1	10	15	
28 Chadeiz, Adrian	8.10	1-1	4	0	0	0	0	3.1	2	3	3	3	7	8.10	1-1	4	0	0	0	0	3.1	2	3	3	3	7	
33 Saum, Jake	9.00	0-0	3	0	0	0	0	1.0	0	1	1	2	1	9.00	0-0	3	0	0	0	0	1.0	0	1	1	2	1	
Totals	1.43	11-1	12	12	0	3	2	107.0	52	19	17	32	145														
Opponents	7.27	1-11	12	12	0	0	0	99.0	127	90	80	48	81														

2020 TEAM NATIONAL/PAC-12 RANKINGS

Statistic	National Rank	Conference Rank	Value	National Leader	Value	Conference Leader	Value
Base on Balls (298 ranked)	141	7	48	Tennessee	109	Arizona St.	87
Batting Average (298 ranked)	22	1	0.310	NC State	0.348	UCLA	0.310
Double Plays (298 ranked)	84	5	8	Jacksonville St. UT Arlington	17 17	Arizona St.	11
Double Plays Per Game (298 ranked)	112	5	0.67	Harvard	2.00	Utah	1.00
Doubles (298 ranked)	59	3	23	Troy	42	Arizona	27
Doubles Per Game (298 ranked)	69	2	1.92	Pittsburgh	3.33	Arizona	2.25
Earned Run Average (298 ranked)	2	1	1.43	Duke	1.42	UCLA	1.43
Fielding Percentage (298 ranked)	37	3	0.979	Duke	0.991	Oregon St.	0.987
Hit Batters (294 ranked)	269	10	6	Texas Southern	34	Oregon St.	11
Hit by Pitch (296 ranked)	80	4	15	Campbell	36	Oregon	23
Hits (298 ranked)	25	1	127	Texas Tech	170	UCLA	127
Hits Allowed Per Nine Innings (298 ranked)	1	1	4.37	UCLA	4.37	UCLA	4.37
Home Runs (283 ranked)	88	3	8	Tennessee	24	Arizona St.	16
Home Runs Per Game (295 ranked)	112	4	0.67	St. Bonaventure	2.60	Arizona St.	1.14
On Base Percentage (298 ranked)	52	4	0.393	New Mexico St.	0.472	Arizona	0.410
Runs (298 ranked)	42	3	90	Tennessee	153	Arizona St.	102
Sacrifice Bunts (260 ranked)	146	9	4	Hawaii	16	Washington St.	13
Sacrifice Flies (260 ranked)	3	1	11	Auburn	14	UCLA Arizona	11 11
Scoring (298 ranked)	42	2	7.5	Tennessee	11.8	Arizona	7.9
Shutouts (68 ranked)	4	1	3	Duke	6	UCLA	3
Slugging Percentage (298 ranked)	60	3	0.424	NC State	0.618	Arizona	0.455
Stolen Bases (296 ranked)	85	2	16	La.-Monroe	35	Arizona	17
Stolen Bases Per Game (297 ranked)	91	3	1.33	Yale	4.00	Arizona	1.42
Strikeout-to-Walk Ratio (298 ranked)	7	1	4.53	Sacramento St.	6.00	UCLA	4.53
Strikeouts Per Nine Innings (298 ranked)	9	1	12.2	Ohio St.	13.2	UCLA	12.2
Triple Plays (1 ranked)				Albany (NY) Sam Houston St. UTRGV	1 1 1		
Triples (184 ranked)				William & Mary	10	Southern California	7
Triples Per Game (249 ranked)				Miami (OH)	0.90	Southern California	0.64
WHIP (298 ranked)	1	1	0.79	UCLA	0.79	UCLA	0.79
WL Pct (285 ranked)	7	1	0.917	4 teams tied	1.000	UCLA	0.917
Walks Allowed Per Nine Innings (298 ranked)	14	1	2.69	Sacramento St.	1.55	UCLA	2.69

2020 INDIVIDUAL NATIONAL/PAC-12 RANKINGS

Statistic	Player	National Rank	Conference Rank	Value	National Leader	Value	Conference Leader	Value
Base on Balls (99 ranked)					Spencer Torkelson, Arizona St.	27	Spencer Torkelson, Arizona St.	27
Base on Balls Per Game (149 ranked)					Spencer Torkelson, Arizona St.	1.93	Spencer Torkelson, Arizona St.	1.93
Batting Average (250 ranked)	Matt McLain	89	5	0.417	Brendyn Stillman, St. Bonaventure	0.619	Aaron Zavala, Oregon	0.487
Complete Games (2 ranked)					Jacknell Guzman, Alabama St.	2	A.J. Block, Washington St.	1
Doubles (70 ranked)	Garrett Mitchell	22	1	6	Brian Klein, Texas Tech	9	Jacob Blas, Arizona Garrett Mitchell, UCLA Austin Wells, Arizona	6 6 6
Doubles Per Game (144 ranked)	Garrett Mitchell	46	1	0.50	Reggie Crawford, UConn	0.78	Jacob Blas, Arizona Garrett Mitchell, UCLA Austin Wells, Arizona	0.50 0.50 0.50
Earned Run Average (195 ranked)	Jesse Bergin Zach Pettway	51 76	3 6	0.59 0.92	27 players tied	0.00	Christian Chamberlain, Oregon St.	0.00
Games Started (18 ranked)	Jesse Bergin Jared Karros Nick Nastrini Zach Pettway	18 18 18 18	1 1 1 1	3 3 3 3	Justin Sorokowski, VCU	5	31 players tied	3
Hit Batters (142 ranked)					Jacob Morin, Texas Southern	9	Hayden Rosenkrantz, Washington St.	4
Hit By Pitch Per Game (137 ranked)	Noah Cardenas	137	5	0.33	Elijah Cabell, Florida St.	1.08	Donta Williams, Arizona	0.58
Hit by Pitch (96 ranked)					Elijah Cabell, Florida St.	13	Donta Williams, Arizona	7
Hits (119 ranked)	Matt McLain JT Schwartz Garrett Mitchell	32 77 119	3 5 7	20 18 17	Jake Holcroft, Portland	25	Drew Swift, Arizona St.	23
Hits Allowed Per Nine Innings (149 ranked)	Zach Pettway Nick Nastrini Jared Karros	94 99 149	5 6 10	4.58 4.61 5.14	Mac McCarty, UAB	1.38	Dylan Lamb, Washington	2.45
Hits Per Game (142 ranked)	Matt McLain JT Schwartz	20 111	2 7	1.82 1.50	Brendyn Stillman, St. Bonaventure	2.60	Kyler McMahan, Oregon St.	1.91
Home Runs (73 ranked)	Matt McLain	73	3	3	Nick Gonzales, New Mexico St.	12	Spencer Torkelson, Arizona St.	6
Home Runs Per Game (125 ranked)	Matt McLain	104	3	0.27	Tyler Kelder, St. Bonaventure	1.40	Spencer Torkelson, Arizona St.	0.43
On Base Percentage (150 ranked)					Brooks Carlson, Samford Tommy Seidl, Harvard	0.667 0.667	Kenyon Yovan, Oregon	0.618
Pitching Appearances (93 ranked)	Kyle Mora Michael Townsend Sean Mullen Holden Powell	1 1 93 93	1 1 11 11	9 9 6 6	5 players tied	9	Kyle Mora, UCLA Michael Townsend, UCLA	9 9
Runs (92 ranked)	Garrett Mitchell	26	3	16	Nick Gonzales, New Mexico St.	26	Spencer Torkelson, Arizona St.	20
Runs Batted In (138 ranked)	Matt McLain	23	2	17	Nick Gonzales, New Mexico St.	36	Trevor Hauver, Arizona St.	19
Runs Batted In Per Game (143 ranked)	Matt McLain	13	1	1.55	Nick Gonzales, New Mexico St.	2.77	Matt McLain, UCLA	1.55
Runs Per Game (146 ranked)	Garrett Mitchell Matt McLain	32 127	4 6	1.33 1.09	Nick Gonzales, New Mexico St. Brendyn Stillman, St. Bonaventure	2.00 2.00	Donta Williams, Arizona	1.58
Sacrifice Bunts (76 ranked)					Jack Capobianco, Belmont	5	6 players tied	3
Sacrifice Bunts Per Game (131 ranked)					Chad Minato, Harvard	0.67	Ramon Bramasco, Washington Noah Hsue, Washington Jack Smith, Washington St.	0.27 0.27 0.27
Sacrifice Flies (38 ranked)	Jake Moberg Noah Cardenas Matt McLain	9 38 38	1 5 5	3 2 2	8 players tied	4	4 players tied	3
Saves (127 ranked)	Holden Powell	44	3	2	7 players tied	5	Davis Delorefice, Washington RJ Dabovich, Arizona St.	3 3
Slugging Percentage (250 ranked)	Matt McLain	121	5	0.667	Tyler Kelder, St. Bonaventure	1.435	Spencer Torkelson, Arizona St.	0.850
Stolen Bases (148 ranked)	Garrett Mitchell	91	3	5	Spencer Myers, Notre Dame	13	Braiden Ward, Washington	8
Stolen Bases Per Game (147 ranked)	Garrett Mitchell	131	4	0.42	Spencer Myers, Notre Dame	1.63	Braiden Ward, Washington	0.73
Strikeout-to-Walk Ratio (133 ranked)	Zach Pettway Jared Karros	4 17	1 2	25.00 16.00	Landon Knack, ETSU	35.00	Zach Pettway, UCLA	25.00
Strikeouts (142 ranked)	Zach Pettway Jesse Bergin	63 79	3 5	25 24	Seth Lonsway, Ohio St. Nick Swiney, NC State	37 37	Stevie Emanuels, Washington Eric Tolman, Arizona St.	30 30
Strikeouts Per Nine Innings (149 ranked)	Jesse Bergin Nick Nastrini	51 149	3 7	14.09 11.85	Seth Lonsway, Ohio St.	20.81	Stevie Emanuels, Washington	17.23
Total Bases (137 ranked)	Matt McLain	52	3	32	Nick Gonzales, New Mexico St.	65	Trevor Hauver, Arizona St. Spencer Torkelson, Arizona St.	34 34
Toughest to Strike Out (149 ranked)	Garrett Mitchell	46	4	16.0	Myles Nicholson, Mount St. Mary's Jared Kirven, Col. of Charleston Julian Bury, Columbia	0.0 0.0 0.0	Aaron Zavala, Oregon	39.0
Triples (94 ranked)					Tanner Treadaway, Oklahoma	4	Dayton Dooney, Arizona Anthony Hall, Oregon Donta Williams, Arizona	2 2 2
Triples Per Game (140 ranked)					Chris Esposito, Omaha	0.30	Anthony Hall, Oregon	0.20
Victories (56 ranked)	Jesse Bergin Jared Karros Nick Nastrini Zach Pettway	3 56 56 56	1 4 4 4	3 2 2 2	Wyatt Olds, Oklahoma Conner Thurman, San Diego	4 4	Jesse Bergin, UCLA Garrett Irvin, Arizona Zane Mills, Washington St.	3 3 3
WHIP (150 ranked)	Zach Pettway Jared Karros	16 36	1 3	0.56 0.64	Mac McCarty, UAB	0.23	Zach Pettway, UCLA	0.56
Walks Allowed Per Nine Innings (147 ranked)	Zach Pettway Jared Karros	14 34	1 2	0.46 0.64	7 players tied	0.00	Zach Pettway, UCLA	0.46

LAST YEAR VS. USC

The Automated ScoreBook Overall Statistics for UCLA (as of Feb 15, 2020) (All games vs USC Sorted by Batting avg)

Record: 3-1 Home: 0-0 Away: 2-1 Neutral: 1-0 Pac-12: 2-1

Player	avg	gp-gs	ab	r	h	2b	3b	hr	rbi	tb	slg%	bb	hp	so	gdp	ob%	sf	sh	sb-att	po	a	e	fld%
6 Stronach, Jack	.455	3-3	11	2	5	0	0	0	1	5	.455	1	1	1	0	.538	0	0	1-1	7	1	0	1.000
7 Toglia, Michael	.375	4-4	16	3	6	1	0	1	4	10	.625	1	0	1	0	.412	0	0	0-0	41	7	1	.980
8 Silva, Jarron	.333	3-1	6	2	2	1	0	1	4	6	1.000	1	0	2	0	.429	0	0	0-0	0	0	0	.000
3 Kreidler, Ryan	.250	4-4	16	1	4	0	0	0	2	4	.250	1	0	6	1	.278	1	0	1-1	6	10	0	1.000
33 Strumpf, Chase	.250	4-4	12	5	3	1	0	0	2	4	.333	5	0	1	1	.444	1	0	0-0	6	9	0	1.000
5 Mitchell, Garrett	.235	4-4	17	3	4	2	0	0	0	6	.353	2	0	2	0	.316	0	0	0-1	9	0	0	1.000
4 Kendall, Kevin	.200	3-3	10	2	2	1	0	0	0	3	.300	1	0	2	0	.273	0	1	0-0	2	5	2	.778
36 Pries, Jake	.167	3-3	12	2	2	0	0	1	3	5	.417	0	0	4	0	.167	0	0	0-0	0	0	0	.000
1 McLain, Matt	.071	4-4	14	1	1	1	0	0	2	2	.143	3	1	6	0	.278	0	0	0-1	6	0	1	.857
16 Cuellar, Kyle	.000	3-1	5	0	0	0	0	0	0	0	.000	0	0	2	0	.000	0	0	0-1	3	0	0	1.000
28 Hirabayashi, Jake	.000	2-1	4	0	0	0	0	0	0	0	.000	0	0	1	1	.000	0	0	0-0	0	3	0	1.000

27 Filby, Jack	1.000	1-0	1	0	1	0	0	0	1	1	1.000	0	0	0	0	1.000	0	0	0-0	0	0	0	.000
15 McInerney, Will	.000	3-3	3	1	0	0	0	0	0	0	.000	2	0	0	0	.400	0	2	0-0	11	7	0	1.000
25 Cardenas, Noah	.000	4-1	2	1	0	0	0	0	0	0	.000	1	2	0	0	.600	0	0	0-0	8	2	0	1.000
10 Perez, Mikey	.000	1-0	1	0	0	0	0	0	0	0	.000	0	0	1	0	.000	0	0	0-0	0	0	0	.000
21 Prendiz, Jordan	.000	2-0	0	2	0	0	0	0	0	0	.000	0	0	0	0	.000	0	0	0-0	1	0	0	1.000
11 Moberg, Jake	.000	1-0	0	0	0	0	0	0	0	0	.000	1	0	0	0	1.000	0	0	0-0	0	0	0	.000
Totals	.231	4	130	25	30	7	0	3	19	46	.354	19	4	29	3	.342	2	3	2-5	105	53	5	.969
Opponents	.244	4	127	15	31	5	0	3	15	45	.354	15	3	24	3	.336	1	3	2-6	105	43	9	.943

LOB - Team (28), Opp (29). DPs turned - Team (3), Opp (3). Picked off - Kendall 1.

(All games vs USC Sorted by Earned run avg)

Player	era	w-l	app	gs	cg	sho	sv	ip	h	r	er	bb	so	2b	3b	hr	b/avg	wp	hp	bk	sfa	sha
19 Ralston, Jack	1.04	1-0	1	1	0	0/0	0	8.2	6	1	1	1	4	0	0	1	.200	0	0	0	0	0
32 Garcia, Ryan	1.80	1-0	1	1	0	0/0	0	5.0	3	2	1	5	3	0	0	0	.167	0	1	0	1	0
24 Pettway, Zach	9.00	0-1	1	1	0	0/0	0	7.0	10	7	7	3	2	2	0	1	.370	0	1	0	0	2

45 Hadley, Nate	0.00	1-0	2	0	0	0/0	0	3.0	1	0	0	2	4	0	0	0	.100	0	0	0	0	0
29 Townsend, Michael	0.00	0-0	1	0	0	0/0	0	2.2	1	0	0	0	4	1	0	0	.125	0	0	0	0	0
35 Mora, Kyle	0.00	0-0	3	0	0	0/0	0	2.1	1	0	0	0	3	1	0	0	.111	1	0	0	0	0
27 Filby, Jack	0.00	0-0	2	0	0	0/0	0	1.0	0	0	0	3	0	0	0	0	.000	0	0	0	0	0
34 Rubi, Felix	0.00	0-0	1	0	0	0/0	0	1.0	0	0	0	0	0	0	0	0	.000	0	0	0	0	0
40 Powell, Holden	4.50	0-0	2	0	0	0/0	1	2.0	3	1	1	1	3	0	0	0	.375	0	0	0	0	0
55 Bergin, Jesse	15.43	0-0	1	1	0	0/0	0	2.1	6	4	4	0	1	1	0	1	.600	0	1	0	0	1
Totals	3.60	3-1	4	4	0	0/0	1	35.0	31	15	14	15	24	5	0	3	.244	1	3	0	1	3
Opponents	4.37	1-3	4	4	0	0/0	0	35.0	30	25	17	19	29	7	0	3	.231	6	4	1	2	3

PB - Team (0), Opp (3). Pickoffs - Team (1), Pettway 1, Opp (1). SBA/ATT - McInerney (2-5), Pettway (2-3), Bergin (0-2), Townsend (0-1).

2020 OVERALL STATISTICS

Record: 11-1 Home: 8-0 Away: 0-1 Neutral: 3-0 Pac-12: 0-0

Player	avg	gp-gs	ab	r	h	2b	3b	hr	rbi	tb	slg%	bb	hp	so	gdp	ob%	sf	sh	sb-att	po	a	e	fld%
1 McLain, Matt	.417	11-11	48	12	20	3	0	3	17	32	.667	3	0	11	0	.434	2	0	1-1	6	27	2	.943
16 Cuellar, Kyle	.364	10-10	33	5	12	2	0	1	6	17	.515	4	2	5	0	.462	0	0	0-0	16	0	2	.889
5 Mitchell, Garrett	.354	12-12	48	16	17	6	0	0	5	23	.479	6	3	3	0	.448	1	0	5-6	26	0	1	.963
7 Schwartz, JT	.346	12-12	52	9	18	3	0	0	7	21	.404	3	1	7	0	.386	1	0	2-2	101	7	1	.991
6 Curialle, Michael	.321	7-7	28	8	9	2	0	2	9	17	.607	1	1	8	1	.367	0	0	2-2	6	10	0	1.000
10 Perez, Mikey	.318	10-6	22	10	7	3	0	0	4	10	.455	5	2	4	0	.483	0	0	1-1	5	18	0	1.000
8 Silva, Jarron	.318	7-6	22	4	7	0	0	1	8	10	.455	4	1	3	0	.444	0	1	2-2	0	0	0	.000
11 Moberg, Jake	.256	12-12	39	8	10	0	0	0	5	10	.256	7	2	8	0	.373	3	1	1-2	3	23	2	.929
25 Cardenas, Noah	.250	9-9	32	5	8	2	0	0	9	10	.313	5	3	7	0	.381	2	0	0-0	101	7	1	.991
38 Caulfield, Pat	.222	11-9	36	8	8	2	0	1	6	13	.361	4	0	5	1	.300	0	0	1-1	8	1	0	1.000

15 McNerny, Will	.375	7-5	16	2	6	0	0	0	5	6	.375	1	0	4	0	.389	1	0	0-0	35	5	0	1.000
9 Teijeiro, RJ	.333	2-1	3	0	1	0	0	0	1	1	.333	0	0	2	0	.333	0	1	0-0	2	2	0	1.000
32 Hahn, Josh	.188	7-4	16	1	3	0	0	0	0	3	.188	3	0	5	0	.316	0	0	1-1	0	0	0	.000
21 Prendiz, Jordan	.077	8-4	13	2	1	0	0	0	1	1	.077	2	0	8	0	.188	1	1	0-0	5	0	0	1.000
18 Perry, Darius	.000	2-0	2	0	0	0	0	0	0	0	.000	0	0	1	0	.000	0	0	0-0	0	0	0	.000
Totals	.310	12	410	90	127	23	0	8	83	174	.424	48	15	81	2	.393	11	4	16-18	321	108	9	.979
Opponents	.140	12	372	19	52	7	0	3	18	68	.183	32	6	145	4	.219	1	1	5-7	297	100	15	.964

LOB - Team (101), Opp (72). DPs turned - Team (8), Opp (2). IBB - Team (2), Mitchell 2.

(All games Sorted by Earned run avg)

Player	era	w-l	app	gs	cg	sho	sv	ip	h	r	er	bb	so	2b	3b	hr	b/avg	wp	hp	bk	sfa	sha
55 Bergin, Jesse	0.59	3-0	3	3	0	0/2	0	15.1	10	1	1	5	24	2	0	0	.179	0	0	0	0	0
24 Pettway, Zach	0.92	2-0	3	3	0	0/1	0	19.2	10	2	2	1	25	1	0	1	.143	0	1	0	0	0
19 Karros, Jared	2.57	2-0	3	3	0	0/0	0	14.0	8	4	4	1	16	2	0	0	.163	0	0	1	0	1
30 Nastrini, Nick	2.63	2-0	3	3	0	0/0	0	13.2	7	4	4	8	18	1	0	1	.149	5	1	0	1	0

29 Townsend, Michael	0.00	1-0	9	0	0	0/3	0	10.0	0	0	0	1	11	0	0	0	.000	0	0	0	0	0
40 Powell, Holden	0.00	0-0	6	0	0	0/3	2	7.0	2	0	0	0	15	1	0	0	.087	0	2	0	0	0
34 Rubi, Felix	0.00	0-0	4	0	0	0/0	0	4.0	3	0	0	0	4	0	0	0	.200	2	0	0	0	0
27 Filby, Jack	0.00	0-0	3	0	0	0/0	0	2.1	0	0	0	2	2	0	0	0	.000	0	1	0	0	0
14 Harrison, Charles	0.00	0-0	2	0	0	0/1	0	0.2	0	0	0	0	0	0	0	0	.000	0	0	0	0	0
43 Colwell, Daniel	0.00	0-0	3	0	0	0/0	0	0.2	1	0	0	1	1	0	0	0	.333	0	0	0	0	0
3 Mullen, Sean	1.17	0-0	6	0	0	0/0	0	7.2	4	1	1	5	9	0	0	0	.160	0	1	0	0	0
35 Mora, Kyle	1.17	0-0	9	0	0	0/3	0	7.2	5	3	1	3	12	0	0	0	.172	0	0	0	0	0
28 Chaidez, Adrian	8.10	1-1	4	0	0	0/0	0	3.1	2	3	3	3	7	0	0	1	.154	1	0	0	0	0
33 Saum, Jake	9.00	0-0	3	0	0	0/1	0	1.0	0	1	1	2	1	0	0	0	.000	0	0	0	0	0
Totals	1.43	11-1	12	12	0	3/3	2	107.0	52	19	17	32	145	7	0	3	.140	8	6	1	1	1
Opponents	7.27	1-11	12	12	0	0/0	0	99.0	127	90	80	48	81	23	0	8	.310	9	15	3	11	4

PB - Team (1), McNerny 1, Opp (2). SBA/ATT - Cardenas (4-5), Townsend (1-2), McNerny (1-2), Nastrini (1-1), Karros (0-1), Pettway (1-1), Saum (1-1), Bergin (1-1).