



2020 TOLEDO BASEBALL GAME NOTES



MARCH 10 | AT #6 VANDERBILT

2020 Schedule

Record: 3-12 (0-0 MAC)

FEBRUARY

14	at East Tennessee State	L, 7-2
15	at East Tennessee State	L, 15-1
16	at East Tennessee State	L, 9-7
20	vs. UTSA \$	L, 12-5
21	vs. UTSA \$	L, 8-5
22	at Incarnate Word \$ W, 11-10 (10 inn.)	
22	vs. Notre Dame \$	L, 9-2
28	at Alabama State	L, 6-5
29	at Alabama State	L, 7-6
29	at Alabama State	L, 3-2

MARCH

1	at Alabama State	L, 9-8
6	at UAB	W, 13-4
7	at UAB	L, 9-5
8	at UAB	W, 6-4 (10 inn.)
10	at Belmont	L, 8-7
11	at Vanderbilt	6:00 p.m.
13	at Kennesaw State	4:00 p.m.
14	at Kennesaw State	2:00 p.m.
15	at Kennesaw State	12:00 p.m.
17	Youngstown State	3:05 p.m.
18	at Michigan State	4:05 p.m.
20	Ball State*	3:05 p.m.
21	Ball State*	1:05 p.m.
22	Ball State*	1:05 p.m.
24	Wright State	3:05 p.m.
27	at Akron*	3:05 p.m.
28	at Akron*	1:05 p.m.
29	at Akron*	1:05 p.m.

APRIL

1	at Ohio State	6:35 p.m.
3	Kent State*	3:05 p.m.
4	Kent State*	1:05 p.m.
5	Kent State*	1:05 p.m.
7	at Purdue Fort Wayne	3:05 p.m.
8	Dayton	3:05 p.m.
10	at Northern Illinois*	4:00 p.m.
11	at Northern Illinois*	2:00 p.m.
12	at Northern Illinois*	1:00 p.m.
15	Purdue Fort Wayne	3:05 p.m.
17	Niagara	3:05 p.m.
18	Niagara	1:05 p.m.
19	Niagara	1:05 p.m.
21	at Oakland	3:00 p.m.
22	at Dayton	3:30 p.m.
24	at Central Michigan*	3:00 p.m.
25	at Central Michigan*	1:00 p.m.
26	at Central Michigan*	1:00 p.m.
28	Butler	3:05 p.m.

MAY

1	Eastern Michigan*	3:05 p.m.
2	Eastern Michigan*	1:05 p.m.
3	Eastern Michigan*	1:05 p.m.
8	at Miami (Ohio)*	5:00 p.m.
9	at Miami (Ohio)*	4:00 p.m.
10	at Miami (Ohio)*	1:00 p.m.
12	at Michigan	6:00 p.m.
14	Ohio*	3:05 p.m.
15	Ohio*	1:05 p.m.
16	Ohio*	1:05 p.m.

POSTSEASON

May 20-24	MAC Tournament	TBA
May 29-31	NCAA Regional	TBA
June 5-7	NCAA Super Regional	TBA
June 12-22	NCAA College World Series	TBA

Home Game

* Mid-American Conference Game

\$ Alamo Irish Classic

All times ET

Date and time subject to change



Tuesday, March 10
5:00 p.m. CT



Billy Todorowski
Sr. | LHP



Ethan Smith
So. | RHP

LEADING OFF

- The Rockets won their first series of the season this past weekend, taking two out of three from UAB in Birmingham.
- Yesterday's 8-7 loss at Belmont was the fifth walk-off loss of the season in 15 games.
- Toledo is in the midst of an 11-day spring break trip. After today's game at Vanderbilt, they head to Kennesaw State for a three-game weekend series.
- Toledo's home opener is scheduled for Tuesday, March 17 against Youngstown State.

The Rockets will host Ball State

that weekend to begin Mid-American Conference play.

LAST TIME OUT

The Rockets visited Belmont on Tuesday and lost 8-7. The Rockets jumped out to an early 6-0 lead, scoring four in the top of the second and two in the top of the third. But the Bruins chipped away at Toledo's lead in the middle innings, eventually tying the game at 7-7 in the bottom of the seventh. With one out in the bottom of the ninth, Belmont's Tommy Crider singled up the middle to drive in the winning run, handing Toledo its fifth walk-off loss of the season.

Chris Meyers started on the mound for the Rockets and was spectacular, throwing two perfect innings and striking out five. Meyers walked twice and drove in a pair of runs at the plate as well

ROCKET NOTES

- Darryn Davis' hitting streak ended at 20 games after he did not get a hit in the Belmont game on Tuesday. He had hit safely in all 14 games this season and ended the 2019 season on a six-game streak. Davis is the first Rocket with a 20-game hitting streak since Chris Dudics' 39-game streak in 2010.
- Davis leads the MAC in batting average (.436) and on-base percentage (.569). He ranks 16th in the country in OBP%.

POSSIBLE STARTING LINEUP

C	Trey Wright	Fr.
1B	Chris Meyers	Jr.
2B	Darryn Davis	So.
3B	Trace Hatfield	Jr.
SS	Lorenzo DeBrecht	Jr.
LF	Ryan Thompson	So.
CF	Danny O'Reilly	Jr.
RF	John Servello	Jr.
DH	Michael Ryan	Sr.

- One more Davis note: when he leads off an inning he is 17-for-23 (.739).
- Chris Meyers is tied with Miami's Will Vogelgesang atop the MAC with four home runs.
- Meyers had five RBI in the 13-4 win at UAB, making him one of two MAC players with a 5-RBI game this season.
- Kyle Bischoff has struck out 15 batters in 8.2 innings of work this year and opponents are hitting just .129 against him.
- Trey Wright is 9-for-18 (.500) with runners on base, best batting average on the team.
- Starting pitchers Wyatt Jefferson and Jordan Power have done a good job of slamming the door with two outs. Opposing hitters are 2-for-13 (.154) against Jefferson and 4-for-25 (.160) against Power when batting with two outs.
- The two toughest players to strike out in the MAC are both Rockets. Trey Wright (three strikeouts in 36 at-bats) and Davis (five strikeouts in 55 at-bats) rank one and two, respectively. Wright also ranks fourth among all freshmen in that category.
- John Servello has six stolen bases so far this season. He had five stolen bases combined in his freshman and sophomore campaigns.
- The Rockets are near the top of the MAC in several offensive categories. Their .263 batting average is second in the league, and their 196 total bases also rank second. UT's .374 slugging percentage is third in the conference.
- Thomas Eitnien has come on as a defensive replacement at shortstop in eight of 15 games this season.

STREAKING

Darryn Davis enters Wednesday's game having reached base in 21 consecutive games dating back to last season. He has been especially outstanding in his last 10 games, reaching base multiple times in all 10 contests and posting a triple slash line of .514/.667/.686. Davis has either walked or been hit by a pitch 16 times in his last 10 games. Ten of those 21 games have been multi-hit efforts and the sophomore is hitting .430 (34-79) during the streak. Twelve of his 29 hits have gone for extra bases as well.

ROCKETS TAKE TWO OF THREE AT UAB

Toledo took two out of three against UAB this past weekend. The Rockets won Friday's game, 13-4, and Sunday's game, 6-4 in 10 innings.

Toledo played its most complete game of the year on Friday, pounding out 17 hits while walking just three batters on the mound. Chris Meyers tallied a career-high five RBIs, four of which came on a grand slam. Darryn Davis played the hero in Sunday's win, recording the game-winning hit in the top of the 10th inning. With the bases loaded, he ripped a two-out single that scored two runs. Kyle Bischoff was terrific out of the bullpen, throwing 3.1 scoreless innings to earn the win.

QUICK FACTS	
Location.....	Toledo, Ohio
Founded	1872
Enrollment	18,547
Colors	Midnight Blue & Gold
Stadium.....	Scott Park
Capacity.....	1,000
Dimensions	LF 330', CF 400', RF 330'
Conference	Mid-American (West)
President.....	Dr. Sharon L. Gaber
Athletic Director	Mike O'Brien
Faculty Representative	Mary Powers
Head Coach.....	Rob Reinstette
Career Record	First Season
Assistant Coach.....	Nick McIntyre
Assistant Coach....	Tommy Winterstein
Volunteer Assistant Coach.....	Sean Repay
2019 Record.....	17-36
MAC Record	4-21
Position Starters Returning.....	7
Position Starters Lost	2
Pitchers Returning	11
Pitchers Lost	7
Letterwinners Returning	19
Letterwinners Lost.....	10
Newcomers	18

CONTACT INFORMATION

Baseball Contact: Chris Cullum
C: 630-220-4147
O: 419-530-4913
christopher.cullum@utoledo.edu



TOLEDO'S 2020 RECORD BREAKDOWN

	W	L
Total	3	12
Mid-American Conference	0	0
Non-Conference	3	12
Home	0	0
Away	2	9
Neutral	1	3
Day	3	11
Night	0	1
Extra Innings	2	0
Shutouts	0	0
White Jerseys	0	1
Gray Jerseys	1	3
Gold Jerseys	0	5
Navy Jerseys	2	3
vs. Left-Hander	1	2
vs. Right-Hander	2	10
One-run games	1	5
Scored 0-2 runs	0	4
Scored 3-5 runs	0	4
Scored 6-9 runs	1	4
Scored 10+ runs	2	0
Opponent Scored 0-2 runs	0	0
Opponent Scored 3-5 runs	2	1
Opponent Scored 6-9 runs	0	9
Opponent Scored 10+ runs	1	2
Scored in First Inning	1	4
Opponent Scored in First Inning	1	5
Scored First	2	6
Opponent Scored First	1	6
Led After 6 Innings	2	4
Trailed After 6 Innings	1	5
Tied After 6 Innings	0	3
Led After 7 Innings	2	4
Trailed After 7 Innings	0	7
Tied After 7 Innings	1	1
Led After 8 Innings	1	2
Trailed After 8 Innings	1	7
Tied After 8 Innings	1	3

BROTHERLY LOVE

Toledo has three sets of brothers within the baseball program. Junior John Servello and freshman Sam Servello form the only player-player brother duo. Assistant coach Tommy Winterstein is the older brother of senior Nicky Winterstein. Sophomore Kyle Jones is the younger brother of fourth-year team manager Kevin Jones.

LATE HEARTBREAK

After the weekend trip to Alabama State, Toledo has now been walked off five times this season. The Rockets lost in the bottom of the ninth yesterday at Belmont after leading 6-0 through three innings. They were also walked off in the series finale at East Tennessee State and in the final three games at Alabama State. Three of those games were tied going into the bottom of the ninth; Toledo had leads heading into the bottom of the ninth in the other two walk-off losses.

NEWCOMERS

Toledo has 18 newcomers on its roster for 2020, including seven freshmen. Matt Benavidez, Lorenzo DeBrecht, Chipper Holland, Wyatt Jefferson, Matt Kirk, Wyatt O'Brien, Danny O'Reilly, Jordan Power, Sam Prince, Sam Servello, and Nicky Winterstein all join the program as transfers from other schools. Connor Brandon, Yassir Kahook, Connor O'Donnell, Sam Seeker, Spencer Stanton, Trey Wright, and Jason Young are all true freshmen with the Rockets this season.

NEW FACES

In addition to the litany of new players taking the field for the Rockets in 2020, there will be some new faces in the dugout as well. Joining first-year head coach Rob Reinstetle on the coaching staff are Tommy Winterstein and Sean Repay. Winterstein was most recently the volunteer assistant at Western Kentucky where he coached alongside Reinstetle. Repay was an assistant coach at Indiana University Southeast and also coached the Bismarck Larks of the Northwoods League. Assistant coach Nick McIntyre returns to Toledo for his 12th season and former Rocket Caleb Scoles will spend the 2020 season as a student assistant coach.

ROCKET REWIND: 2019

Toledo finished the 2019 season with a record of 17-35 (4-21 MAC) and missed out on the MAC Tournament for just the second time in the last 11 seasons. The Rockets entered conference play with a record of 9-9, but they were unable to find their footing against MAC competition.

2020 NUMERICAL ROSTER

#	Name	POS	B/T	YR	HT	WT	Hometown	High School/Previous
1	Nicky Winterstein	LHP/OF	L/L	Jr.	6-0	205	Columbia, S.C.	Cardinal Newman/Francis Marion University (S.C.)
3	Layne Schnitz-Paxton	RHP	R/R	Sr.	6-3	195	Napoleon, Ohio	Napoleon
4	Jamie Myers	LHP	L/L	So.	6-1	170	Grafton, Ohio	Midview
5	Thomas Eitnhear	INF	R/R	So.	5-11	155	Ottawa Lake, Mich.	Whiteford
6	Ryan Thompson	INF/OF	L/R	So.	5-11	180	Massillon, Ohio	Perry
7	Darryn Davis	INF	L/R	So.	5-11	175	Ann Arbor, Mich.	Skyline
8	Doug Smith	RHP	R/R	Sr.	6-2	185	Galloway, Ohio	Central Crossing/Cuyahoga CC (Ohio)
9	Zach Schwartzenberger	OF	S/L	Jr.	6-1	185	Saline, Mich.	Saline
10	Kyle Jones	RHP	L/R	So.	6-1	170	St. Clair Shores, Mich.	DeLaSalle
11	Sam Seeker	LHP/OF	L/L	Fr.	6-2	195	Tallmadge, Ohio	Tallmadge
12	Lorenzo DeBrecht	IF/OF	R/R	Jr.	6-2	195	St. Louis, Mo.	Christian Brothers/Sierra College (Calif.)
13	Mark Mohnickey	C	L/R	So.	6-2	180	North Ridgeville, Ohio	St. Edward's
15	David Jeffers	INF	R/R	Jr.	6-1	160	Lambertville, Mich.	Bedford
16	Kyle Bischoff	RHP	R/R	Jr.	6-1	185	Macomb, Mich.	Eisenhower
18	Chipper Holland	INF	R/R	Jr.	6-2	185	Tampa, Fla.	Gaither/Iowa Lakes CC (Iowa)
19	Nate Haugh	RHP	R/R	Sr.	6-3	200	Waterville, Ohio	Anthony Wayne
20	Sam Servello	RHP	R/R	Fr.	6-0	185	Holidaysburg, Pa.	West Virginia
21	Matt Benavidez	OF	L/R	Jr.	6-0	185	Livermore, Calif.	Granada/Ohlone College (Calif.)
22	Wyatt Jefferson	LHP	R/L	Sr.	6-0	215	Lebanon, Ohio	Clinton Massie/Cincinnati Christian
23	Matt Kirk	OF	L/L	Jr.	6-3	210	Milford, Ohio	Milford/Cypress College (Calif.)
24	Trace Hatfield	INF	R/R	Jr.	5-10	190	Fredericktown, Ohio	Fredericktown
25	Danny O'Reilly	OF	R/R	Jr.	6-5	210	Portland, Ore.	Jesuit/West Valley College (Calif.)
26	Wyatt O'Brien	C/OF	R/R	So.	6-3	210	Monroe, Mich.	Saint Mary Central Catholic/Northern Illinois
27	Jordan Power	RHP	R/R	Jr.	6-3	200	Perth, West Australia	Perth Modern School/Chattanooga State CC (Tenn.)
28	Aric McAtee	RHP	R/R	So.	6-4	195	Oak Harbor, Ohio	Oak Harbor
30	John Servello	OF	R/R	Jr.	6-1	195	Holidaysburg, Pa.	Holidaysburg
31	Billy Todorowski	LHP	L/L	Sr.	6-1	175	Holland, Ohio	Springfield/Owens CC (Ohio)/Snead State (Ala.)
32	Connor O'Donnell	OF	R/R	Fr.	6-4	210	Cleveland, Ohio	Cleveland Benedictine
33	Sam Prince	RHP	R/R	Jr.	6-1	195	Palm Beach, Fla.	Palm Beach Gardens/Pasco Hernando CC (Fla.)
34	Michael Ryan	C	R/R	Sr.	6-1	225	Holly, Mich.	Bishop Foley
35	Bryce Davis	RHP	R/R	Jr.	6-3	210	Rockford, Mich.	Sparta
36	Connor Brandon	RHP	R/R	Fr.	6-3	210	Hebron, Ohio	Watkins Memorial
37	Spencer Stanton	1B/LHP	L/L	Fr.	6-3	215	Massillon, Ohio	Massillon Jackson
38	Trey Wright	C/INF	L/R	Fr.	6-0	190	Jackson, Ohio	Jackson
39	Yassir Kahook	RHP	R/R	Fr.	5-11	185	Cuyahoga Falls, Ohio	Walsh Jesuit
41	Chris Meyers	INF/RHP	L/R	Jr.	6-3	210	Miamisburg, Ohio	Miamisburg
42	Jason Young	RHP	R/R	Fr.	6-1	175	Brandon, Mich.	Brandon
44	Jeff Dunsmore	RHP	R/R	So.	6-3	205	Oregon, Ohio	Cardinal Stritch

Head Coach: #2 Rob Reinstetle (1st Season, Ohio Dominican '99)

Assistant Coach: #14 Nick McIntyre (12th Season, Purdue '03)

Assistant Coach: #40 Tommy Winterstein (1st Season, Charleston Southern '15)

Volunteer Assistant Coach: #43 Sean Repay (1st Season, Loras '08)

Student Assistant Coach: Caleb Scoles

Student Managers: Kevin Jones, Ryan Finnerty

Athletic Trainer: Kallie Hannon (2nd Season)

2020 ALPHABETICAL ROSTER

#	Name	POS	B/T	YR	HT	WT	Hometown	High School/Previous
21	Matt Benavidez	OF	L/R	Jr.	6-0	185	Livermore, Calif.	Granada/Ohlone College (Calif.)
16	Kyle Bischoff	RHP	R/R	Jr.	6-1	185	Macomb, Mich.	Eisenhower
36	Connor Brandon	RHP	R/R	Fr.	6-3	210	Hebron, Ohio	Watkins Memorial
35	Bryce Davis	RHP	R/R	Jr.	6-3	210	Rockford, Mich.	Sparta
7	Darryn Davis	INF	L/R	So.	5-11	175	Ann Arbor, Mich.	Skyline
12	Lorenzo DeBrecht	IF/OF	R/R	Jr.	6-2	195	St. Louis, Mo.	Christian Brothers/Sierra College (Calif.)
44	Jeff Dunsmore	RHP	R/R	So.	6-3	205	Oregon, Ohio	Cardinal Stritch
5	Thomas Eitnrear	INF	R/R	So.	5-11	155	Ottawa Lake, Mich.	Whiteford
24	Trace Hatfield	INF	R/R	Jr.	5-10	190	Fredericktown, Ohio	Fredericktown
19	Nate Haugh	RHP	R/R	Sr.	6-3	200	Waterville, Ohio	Anthony Wayne
18	Chipper Holland	INF	R/R	Jr.	6-2	185	Tampa, Fla.	Gaither/Iowa Lakes CC (Iowa)
15	David Jeffers	INF	R/R	Jr.	6-1	160	Lambertville, Mich.	Bedford
22	Wyatt Jefferson	LHP	R/L	Sr.	6-0	215	Lebanon, Ohio	Clinton Massie/Cincinnati Christian
10	Kyle Jones	RHP	L/R	So.	6-1	170	St. Clair Shores, Mich.	DeLaSalle
39	Yassir Kahook	RHP	R/R	Fr.	5-11	185	Cuyahoga Falls, Ohio	Walsh Jesuit
23	Matt Kirk	OF	L/L	Jr.	6-3	210	Milford, Ohio	Milford/Cypress College (Calif.)
28	Aric McAtee	RHP	R/R	So.	6-4	195	Oak Harbor, Ohio	Oak Harbor
41	Chris Meyers	INF/RHP	L/R	Jr.	6-3	210	Miamisburg, Ohio	Miamisburg
13	Mark Mohnickey	C	L/R	So.	6-2	180	North Ridgeville, Ohio	St. Edward's
4	Jamie Myers	LHP	L/L	So.	6-1	170	Grafton, Ohio	Midview
26	Wyatt O'Brien	C/OF	R/R	So.	6-3	210	Monroe, Mich.	Saint Mary Central Catholic/Northern Illinois
32	Connor O'Donnell	OF	R/R	Fr.	6-4	210	Cleveland, Ohio	Cleveland Benedictine
25	Danny O'Reilly	OF	R/R	Jr.	6-5	210	Portland, Ore.	Jesuit/West Valley College (Calif.)
27	Jordan Power	RHP	R/R	Jr.	6-3	200	Perth, West Australia	Perth Modern School/Chattanooga State CC (Tenn.)
33	Sam Prince	RHP	R/R	Jr.	6-1	195	Palm Beach, Fla.	Palm Beach Gardens/Pasco Hernando CC (Fla.)
34	Michael Ryan	C	R/R	Sr.	6-1	225	Holly, Mich.	Bishop Foley
3	Layne Schnitz-Paxton	RHP	R/R	Sr.	6-3	195	Napoleon, Ohio	Napoleon
9	Zach Schwarzenberger	OF	S/L	Jr.	6-1	185	Saline, Mich.	Saline
11	Sam Seeker	LHP/OF	L/L	Fr.	6-2	195	Tallmadge, Ohio	Tallmadge
30	John Servello	OF	R/R	Jr.	6-1	195	Hollidaysburg, Pa.	Hollidaysburg
20	Sam Servello	RHP	R/R	Fr.	6-0	185	Hollidaysburg, Pa.	Hollidaysburg/West Virginia
8	Doug Smith	RHP	R/R	Sr.	6-2	185	Galloway, Ohio	Central Crossing/Cuyahoga CC (Ohio)
37	Spencer Stanton	1B/LHP	L/L	Fr.	6-3	215	Massillon, Ohio	Massillon Jackson
6	Ryan Thompson	INF/OF	L/R	So.	5-11	180	Massillon, Ohio	Perry
31	Billy Todorowski	LHP	L/L	Sr.	6-1	175	Holland, Ohio	Springfield/Owens CC (Ohio)/Snead State (Ala.)
1	Nicky Winterstein	LHP/OF	L/L	Jr.	6-0	205	Columbia, S.C.	Cardinal Newman/Francis Marion University (S.C.)
38	Trey Wright	C/INF	L/R	Fr.	6-0	190	Jackson, Ohio	Jackson
42	Jason Young	RHP	R/R	Fr.	6-1	175	Brandon, Mich.	Brandon

Head Coach: #2 Rob Reinstette (1st Season, Ohio Dominican '99)

Assistant Coach: #14 Nick McIntyre (12th Season, Purdue '03)

Assistant Coach: #40 Tommy Winterstein (1st Season, Charleston Southern '15)

Volunteer Assistant Coach: #43 Sean Repay (1st Season, Loras '08)

Student Assistant Coach: Caleb Scoles

Student Managers: Kevin Jones, Ryan Finnerty

Athletic Trainer: Kallie Hannon (2nd Season)

HEAD COACH ROB REINSTETLE



Rob Reinstetle

1st Season
Ohio Dominican ('99)
Head Coach

Quick Hits:

- 12th head coach in program history
- Comes to Toledo from Western Kentucky, where he was an assistant for four seasons.
- Recruiting coordinator at Ole Miss from 2007-09

Rob Reinstetle (pronounced RINE-stet-ul) was named the head baseball coach at The University of Toledo on July 8, 2019. A Columbus, Ohio native, Reinstetle is the 12th coach in program history and comes to Toledo following a four-year stint as an assistant coach at Western Kentucky University.

Prior to arriving at WKU, Reinstetle also served on coaching staffs at Ole Miss (2007-09), South Alabama (2006), College of Charleston (2004-05), Northwest Florida State College (2003), Cincinnati (2002) and Ohio Dominican (2000-01). Before beginning his coaching career at ODU in 2001, Reinstetle served as an associate professional scout for the Los Angeles Dodgers.

In 12 seasons as a college assistant, Reinstetle was part of programs that compiled records of 449-313-1, won four conference championships, advanced to six NCAA Regionals, as well as a pair of Super Regionals. Seventy-nine players coached by Reinstetle have been selected in the MLB Draft, highlighted by major leaguers Zack Cozart, David Freese, Brett Gardner, Lance Lynn and Drew Pomeranz.

In 2018, Reinstetle helped mentor WKU's Jake Sanford, who earned All-America honors after becoming Conference USA's first

regular-season Triple Crown winner (.402 average, 22 HR, 65 RBI) and a third-round draft pick by the New York Yankees in this year's MLB draft.

Reinstetle served as the recruiting coordinator at Ole Miss from 2007-09, where he helped sign four Top-20 recruiting classes and aided the Rebels in two Super Regional appearances. In his last season, Ole Miss fell one game shy of the College World Series and had five everyday starters finish the season with a batting average of .335 or higher. Reinstetle left Ole Miss following the 2009 season to work in the private business sector for his family-owned business in Powell, Ohio. During this time, he also provided personal baseball instruction for six- to 18-year olds.

Reinstetle also helped attract a Top-50 recruiting class as the recruiting coordinator at South Alabama in 2006. The Jaguars set single-season school records in hits (707) and batting average (.326), in addition to posting a 39-21 record and making an NCAA Regional appearance.

Reinstetle is a 1999 graduate of

Ohio Dominican University. He and his wife Christy are the parents of one son, Cale (9). He also has two stepdaughters, Brittany (24) and McKenzie (18).

ROB REINSTETLE FILE

Full Name: Robert Alan Reinstetle

Hometown: Columbus, Ohio

Education:

B.A. in Cross-Disciplinary Studies, Ohio Dominican ('99)

Coaching Experience:

2020-Pres. Head Coach, Toledo
2016-19 Assistant Coach, Western Kentucky
2007-09 Assistant Coach, Ole Miss
2006 Assistant Coach, South Alabama
2004-05 Assistant Coach, College of Charleston
2003 Assistant Coach, Okaloosa-Walton CC
2002 Assistant Coach, Cincinnati
2000-01 Assistant Coach, Ohio Dominican

Playing Experience:

1998-99 Ohio Dominican
1995-97 Okaloosa-Walton CC

Family:

Wife, Christy; Son, Cale; Stepdaughters, Brittany & McKenzie

REINSTETLE LOOKS TO MAKE HIS MARK ON TOLEDO BASEBALL

Without a doubt, Reinstetle has already made his mark on the program in just a few months' time.

In January, Toledo announced several changes to its baseball facilities, including locker room renovations, rebuilt pitching mounds, new dugout benches, and new fencing along the right and left field lines at Scott Park.

"We're very excited about all the renovations and work we have completed to this point," Reinstetle said. "As soon as I got here, my focus was to upgrade and enhance the areas that would impact player development. Our players are thrilled with what we have done, and it has already had an impact on our recruiting efforts. I couldn't be happier with how everything has turned out."

Reinstetle also had to put together a coaching staff, which includes a couple new names and one familiar face. Tommy Winterstein will serve as Toledo's pitching coach and Sean Repay will be the Rockets' volunteer assistant coach. Returning for his 12th season as an assistant coach is Nick McIntyre.

"When I was hired to be head coach at Toledo, I knew that one of my first priorities was to get my staff in place," Reinstetle said. "Nick has all the qualities that I was looking for in an assistant, and we share a lot of the same principles. He is a very knowledgeable baseball coach, yet he is versatile in his roles. He has that energy that I was looking for and is well-liked by everyone."

Reinstetle and Winterstein worked with each other at WKU when the latter was a volunteer assistant. Winterstein is entering new territory, having never led a pitching staff before, but Reinstetle has been impressed with what he's seen.

"Tommy has taken the reins of the pitching staff and has done far better than I could have even imagined," Reinstetle said. "He's been outstanding."

As for Repay, he comes to Toledo from Indiana University Southeast, where he was the team's pitching coach. According to Reinstetle, Repay's pitching background gives the Rockets a coaching advantage.

"On a lot of college coaching staffs, three of the coaches are focused more on the position players and the fourth coach handles pitching," he said. "But rosters are almost split half and half between pitchers and hitters. For me, I wanted to bring in another assistant coach who could support Tommy with the pitchers. It helps give us a better coach-to-player ratio."

Reinstetle and his staff hope to get the Rockets back on track this season after missing the MAC Tournament last year.

"The players have really bought into what my staff and I are trying to do," Reinstetle said. "I can already see the positive results in the team culture and the way we go about our business on a daily basis. We're excited to see what this group can do this spring."



#1 Nicky Winterstein

Notes: 3-for-7 at the plate in six appearances; has made one start each at DH (March 6 at UAB) and center field (March 10 at Belmont)... Pitched 4.0 innings at Alabama State (March 1); Sent down batters in order in two of his four innings of work...Started Feb. 22 vs. Incarnate Word, throwing 3.1 innings...Tossed 2.2 innings in start at ETSU (Feb. 15), his first start as a Rocket...2-for-2 with a triple and a double as a pinch hitter...Brother, Tommy, is Toledo's pitching coach...Currently pursuing his MBA.

YEAR-BY-YEAR STATISTICS

Year	ERA	W	L	G/GS	IP	R	ER	H	BB	SO	SV
2020	12.19	0	1	4/3	10.1	16	14	13	11	7	0
Totals	12.19	0	1	4/3	10.1	16	14	13	11	7	0

CAREER HIGHS (PITCHING ONLY)

IP: 4.0 (at Alabama State, 3/1/20)
K's: 3 (at East Tennessee State, 2/15/20)

LAST 5 GAMES (PITCHING ONLY)

2/15 at ETSU (L): 2.2 IP, 3 K's, 3 BB, 5 ER
2/22 vs. IUW (ND): 3.1 IP, 1 K, 5 BB, 3 ER
3/1 at ASU (ND): 4.0 IP, 2 K's, 2 BB, 3 ER
3/7 at UAB: 0.1 IP, 1 K, 1 BB, 3 ER

#3 Layne Schnitz-Paxton

Notes: Team Captain...Friday starter...Earned the win at UAB (March 6), allowing one earned run over six innings of work...Season-high six strikeouts against Incarnate Word...Three of his four starts have gone at least five innings...Majoring in management

YEAR-BY-YEAR STATISTICS

Year	ERA	W	L	G/GS	IP	R	ER	H	BB	SO	SV
2017	6.04	1	3	10/5	22.1	21	15	24	25	9	0
2018	9.42	0	4	16/5	28.2	35	30	31	39	21	0
2019	4.26	2	6	11/11	61.1	34	29	56	31	47	0
2020	4.50	1	1	4/4	120.0	14	10	26	11	13	0
Totals	5.71	4	14	41/25	132.1	104	84	137	106	90	0

CAREER HIGHS

IP: 7.0, Two times (Last vs. Miami, 4-6-19)
K's: 7 (vs. Bryant, 3-17-19)

LAST 5 GAMES

2/14 at ETSU (L): 4.0 IP, 4 K's, 4 BB, 2 ER
2/21 vs. UTSA (ND): 5.0 IP, 6 K's, 2 BB, 2 ER
2/28 at ASU (ND): 5.0 IP, 2 K's, 2 BB, 5 ER
3/6 at UAB (W): 6.0 IP, 1 K, 3 BB, 1 ER

#4 Jamie Myers

Notes: Six appearances out of the bullpen, tied for most on the team...Season-long 3.0 innings at UAB (March 6), career-high five strikeouts...2.1 innings at ETSU (Feb. 14) and vs. Incarnate Word (Feb. 22)...Majoring in law & social thought.

YEAR-BY-YEAR STATISTICS

Year	ERA	W	L	G/GS	IP	R	ER	H	BB	SO	SV
2019	7.23	0	1	14/3	18.2	23	15	24	18	19	0
2020	4.82	0	0	6/0	9.1	5	5	9	8	10	0
Totals	6.43	0	1	20/3	28.0	28	20	33	26	29	0

CAREER HIGHS

IP: 3.1 (at UNC Wilmington, 3-7-19)
K's: 5 (at UAB, 3-6-20)

LAST 5 GAMES

2/22 vs. IUW: 2.1 IP, 1 K, 3 BB
2/29 at ASU: 1.0 IP, 2 K's, 2 ER
3/1 at ASU: 0.2 IP, 1 BB, 1 ER
3/6 at UAB: 3.0 IP, 5 K's, 0 BB, 0 R
3/8 at UAB: 0.0 IP, 1 BB, 2 BF

#6 Ryan Thompson

Notes: Has made eight starts in left field, two at designated hitter, and one at first base...Has a hit in four of his last five games...Has hit cleanup five times, most on the team this season...Three multi-hit games...Majoring in pre-business.

YEAR-BY-YEAR STATISTICS

Year	BA	G	AB	R	H	2B	3B	HR	RBI	BB	SB
2019	.250	42	136	17	34	6	0	5	21	18	3
2020	.250	14	44	7	11	4	0	0	4	6	0
Totals	.250	56	180	24	45	10	0	5	25	24	3

CAREER HIGHS

Hits: 3 (at Dayton, 4-23-19)
HR: 2 (vs. Dayton, 4-9-19)
Runs: 2, Three times (Last at ASU, 3-1-20)
RBI: 3, Two times (Last vs. Butler, 5-8-19)

LAST 5 GAMES

3/1 at ASU (LF): 2-5, 2B, 2 R
3/6 at UAB (LF): 1-4, 2B, 2 RBI
3/7 at UAB (LF): 1-3, 2B, 2 RBI, BB, R
3/8 at UAB (LF): 1-5, R
3/10 at BEL (1B): 0-4, BB, R

#7 Darryn Davis

Notes: Has started every game at second base...Leadoff hitter in each of the last 10 games...Has reached base in 21 straight games dating back to last season...Leads the MAC in batting average (.436), on-base percentage (.562), and hits (24)...Has reached base multiple times in each of the last 10 games...Had his 20-game hitting streak snapped at Belmont...Tied NCAA Division I record last year with four sacrifice bunts in a game (vs. Central Michigan, April 19, 2019)...Majoring in pre-business.

YEAR-BY-YEAR STATISTICS

Year	BA	G	AB	R	H	2B	3B	HR	RBI	BB	SB
2019	.329	53	210	30	69	9	0	3	33	13	2
2020	.436	15	55	14	24	4	1	1	17	13	1
Totals	.351	68	265	44	93	13	1	4	50	26	3

CAREER HIGHS

Hits: 5 (vs. Quinnipiac, 3-15-19)
HR: 1, Four times (Last at ASU, 2-29-20)
Runs: 3 (vs. Incarnate Word, 2-22-20)
RBI: 5 (at East Tennessee State, 2-16-20)

LAST 5 GAMES

3/1 at ASU (2B): 2-4, BB
3/6 at UAB (2B): 3-4, 2 RBI, 2 R, BB, HBP
3/7 at UAB (2B): 1-2, 2 R, BB, HBP
3/8 at UAB (2B): 1-3, 2 RBI, 3 BB, R
3/10 at BEL (2B): 0-2, RBI BB, 2 HBP, R, SB

#8 Doug Smith

Notes: Three appearances out of the bullpen...Two innings at Belmont (March 10)...Season-high four innings against UTSA (Feb. 20)...Previously played at Cuyahoga Community College (Ohio)...Majoring in marketing/professional sales

YEAR-BY-YEAR STATISTICS

Year	ERA	W	L	G/GS	IP	R	ER	H	BB	SO	SV
2019	6.50	3	5	14/13	63.2	57	46	82	29	43	0
2020	6.75	0	1	3/0	6.2	8	5	10	2	2	0
Totals	6.53	3	6	17/13	70.1	65	51	92	31	45	0

CAREER HIGHS

IP: 7.1 (at Eastern Michigan, 4-26-19)
K's: 7 (at Davidson, 3-2-19)

LAST 5 GAMES

2/20 vs. UTSA: 4.0 IP, 2 K's, 1 BB, 3 ER
3/1 at ASU (L): 0.2 IP, 1 ER
3/10 at BEL: 2.0 IP, 1 BB, 1 ER

#9 Zach Schwartzenberger

Notes: Has made nine starts in 15 games (Five in CF, four in LF).....Homered in his first-career at-bat (Feb. 17, 2018 vs. Pittsburgh)...Majoring in adolescent and young adult education.

YEAR-BY-YEAR STATISTICS

Year	BA	G	AB	R	H	2B	3B	HR	RBI	BB	SB
2018	.243	26	74	12	18	3	0	1	7	10	0
2019	.228	51	162	27	37	8	0	3	26	23	3
2020	.108	15	37	4	4	0	0	0	3	2	0
Totals	.216	92	273	43	59	11	0	4	36	35	3

CAREER HIGHS

Hits: 3 (at Eastern Michigan, 4-28-19)
HR: 1, Four times (Last at Ball State, 5-17-19)
Runs: 3 (vs. Oakland, 4-16-19)
RBI: 3, Two times (Last vs. Bucknell, 3-9-19)

LAST 5 GAMES

3/1 at ASU (SUB): 0-3, BB, R
3/6 at UAB (SUB): 0-2
3/7 at UAB (CF): 0-3, HBP
3/8 at UAB (CF): 0-3, HBP
3/10 at BEL (SUB): 0-1

#10 Kyle Jones

Notes: Five appearances out of the bullpen...At least five strikeouts in two of his five relief appearances...Older brother is student manager Kevin Jones...Majoring in mechanical engineering

YEAR-BY-YEAR STATISTICS

Year	ERA	W	L	G/GS	IP	R	ER	H	BB	SO	SV
2019	4.50	3	0	16/1	38.0	28	19	39	16	25	0
2020	12.00	0	3	5/0	9.0	14	12	19	3	14	0
Totals	5.94	3	3	21/1	47.0	42	31	58	19	39	0

CAREER HIGHS

IP: 5.1 (at Dayton, 4-23-19)
K's: 7 (at Dayton, 4-23-19)

LAST 5 GAMES

2/15 at ETSU: 1.0 IP, 2 K's, BB, 5 ER
2/21 vs. UTSA (L): 3.1 IP, 5 K's, 0 BB, 2 ER
2/28 at ASU (L): 3.0 IP, 6 K's, 1 BB, 1 ER
3/1 at ASU: 1.0 IP, 1 K
3/7 at UAB: 0.2 IP, 1 BB, 4 ER

#12 Lorenzo DeBrecht

Notes: Has started 14 of 15 games at shortstop; other start was at designated hitter...Has seen time at third base and in right field...Game-winning RBI in the win over Incarnate Word (Feb. 22)...Previously played at Sierra College (Calif.)...Majoring in interdisciplinary studies.

YEAR-BY-YEAR STATISTICS

Year	BA	G	AB	R	H	2B	3B	HR	RBI	BB	SB
2020	.228	15	57	6	13	2	0	0	5	1	0
Totals	.228	15	57	6	13	2	0	0	5	1	0

CAREER HIGHS

Hits: 2, Three times (Last at UAB, 3-6-20)
Runs: 2 (at UAB, 3-6-20)
RBI: 1, Five times (Last at UAB, 3-8-20)

LAST 5 GAMES

3/1 at ASU (SS): 0-4, HBP
3/6 at UAB (SS): 2-3, 2 R
3/7 at UAB (SS): 0-3
3/8 at UAB (SS): 1-4, RBI
3/10 at BEL (SS): 1-5, 2B, R

#13 Mark Mohnickey

Notes: Started one game behind the plate (March 1 at Alabama State)...Made 17 starts at catcher as a freshman in 2019...Switched numbers from 21 to 13 this season...Majoring in pre-business.

YEAR-BY-YEAR STATISTICS

Year	BA	G	AB	R	H	2B	3B	HR	RBI	BB	SB
2019	.183	33	82	8	15	4	0	0	7	12	0
2020	.100	6	10	1	1	1	0	0	2	1	0
Totals	.174	39	92	9	16	5	0	0	9	13	0

CAREER HIGHS

Hits: 2, Three times (Last at PFW, 4-17-19)
Runs: 2 (vs. Purdue Fort Wayne, 5-14-19)
RBI: 2, Three times (Last at ASU, 3-1-20)

LAST 5 GAMES

2/28 vs. UTSA (SUB): 0-1
2/22 vs. ND (SUB): 0-1
2/29 at ASU (SUB): 0-3
3/1 at ASU (C): 1-3, 2B, 2 RBI, BB, R
3/10 at BEL (SUB): 0-1

#16 Kyle Bischoff

Notes: Tied for team high with six appearances out of the bullpen...Opponents are hitting just .129 against him...Earned the win at UAB (March 8) with 3.1 scoreless innings and six strikeouts; stranded runners on second and third in the 7th inning, struck out two batters each in the 8th, 9th, and 10th...Pitched in back-to-back games at Alabama State...Season-high two innings and four strikeouts at ASU (Feb. 29)...Majoring in pre-business.

YEAR-BY-YEAR STATISTICS

Year	ERA	W	L	G/GS	IP	R	ER	H	BB	SO	SV
2018	16.74	0	1	14/3	16.2	35	31	18	28	19	0
2019	19.64	0	2	15/1	18.1	45	30	28	30	20	0
2020	5.19	1	1	6/0	8.2	6	5	4	8	15	0
Totals	15.66	1	4	35/4	43.2	86	76	50	66	54	0

CAREER HIGHS

IP: 3.1, Two times (Last at UAB, 3-8-20)
K's: 6 (at UAB, 3-8-20)

LAST 5 GAMES

2/21 vs. UTSA: 0.2 IP, 1 K, 1 BB, 2 ER
2/22 vs. ND: 1.0 IP, 2 K's, 2 BB, 1 ER
2/29 at ASU (L): 2.0 IP, 4 K's, 3 BB, 1 ER
3/1 at ASU: 0.1 IP, 1 K, 1 BB, 1 ER
3/8 at UAB: 3.1 IP, 6 K's, 1 BB, 0 R

#19 Nate Haugh

Notes: Five appearances out of the bullpen...Earned the win in 11-10 victory against Incarnate Word...Four scoreless innings and four strikeouts at ETSU (Feb. 16)...11 career saves are sixth-most in program history...Majoring in marketing.

YEAR-BY-YEAR STATISTICS

Year	ERA	W	L	G/GS	IP	R	ER	H	BB	SO	SV
2017	5.96	2	3	15/0	25.2	18	17	21	19	21	1
2018	3.29	2	4	23/0	38.2	15	14	32	17	35	5
2019	5.18	2	5	19/3	33.0	23	19	44	17	30	5
2020	6.17	1	1	5/0	11.2	11	8	15	4	10	0
Totals	4.80	7	13	62/3	108.2	67	58	112	57	96	11

CAREER HIGHS

IP: 5.1 (vs. Northern Illinois, 5-11-19)
K's: 6 (at Ball State, 5-17-19)

LAST 5 GAMES

2/16 at ETSU: 4.0 IP, 4 K's
2/22 vs. UIW (W): 3.2 IP, 2 K's, 1 BB, 4 ER
2/29 at ASU (L): 1.2 IP, 1 K, 1 BB, 2 ER
3/1 at ASU: 0.2 IP
3/7 at UAB: 1.2 IP, 3 K's, 2 BB, 2 ER

#22 Wyatt Jefferson

Notes: Lowest ERA on the team (2.77)...Opponents are hitting .186 against him.....Threw six innings and struck out nine at Alabama State, both season highs (Feb. 29)...Made Toledo debut against UTSA (Feb. 20)...Previously played at Cincinnati Christian...Majoring in interdisciplinary studies.

YEAR-BY-YEAR STATISTICS

Year	ERA	W	L	G/GS	IP	R	ER	H	BB	SO	SV
2020	2.77	0	1	3/3	13.0	7	4	8	15	13	0
Totals	2.77	0	1	3/3	13.0	7	4	8	15	13	0

CAREER HIGHS

IP: 6.0 (at Alabama State, 2/29/20)
K's: 9 (t Alabama State, 2/29/20)

LAST 5 GAMES

2/20 vs. UTSA (L): 2.0 IP, 4 BB, 3 ER
2/29 at ASU (ND): 6.0 IP, 9 K's, 6 BB, 1 ER
3/8 at UAB (ND): 5.0 IP, 4 K's, 5 BB

#23 Matt Kirk

Notes: Has made seven starts at designated hitter, most on the team...Hit a home run in his first game as a Rocket at ETSU (Feb. 14)...Previously played a Cypress College (Calif.)...Majoring in finance.

YEAR-BY-YEAR STATISTICS

Year	BA	G	AB	R	H	2B	3B	HR	RBI	BB	SB
2020	.167	9	24	2	4	0	0	1	3	1	0
Totals	.167	9	24	2	4	0	0	1	3	1	0

CAREER HIGHS

Hits: 2 (vs. Incarnate Word, 2-22-20)
HR: 1 (at East Tennessee State, 2-14-20)
Runs: 1, Two times (Last vs. UIW, 2-22-20)
RBI: 1, Two times (Last vs. ND, 2-22-20)

LAST 5 GAMES

2/21 vs. UTSA (SUB): 0-1, RBI
2/22 vs. UIW (DH): 2-5, R
2/22 vs. ND (DH): 0-2, RBI, BB
2/28 at ASU (DH): 1-4
3/1 at ASU (DH): 0-1

#24 Trace Hatfield

Notes: Has started every game at third base...Riding a six-game hitting streak (10-for-24)...Tied a career high with four RBIs at Alabama State (March 1)...Has started games a first, second, and third base in his career...Majoring in finance.

YEAR-BY-YEAR STATISTICS

Year	BA	G	AB	R	H	2B	3B	HR	RBI	BB	SB
2018	.286	52	192	31	55	14	0	2	31	21	0
2019	.272	35	136	23	37	8	1	3	21	15	0
2020	.283	15	53	7	15	2	0	1	7	4	2
Totals	.281	102	381	61	107	24	1	6	59	40	2

CAREER HIGHS

Hits: 4 (vs. EMU, 4-21-18)
HR: 1, Five times (Last at Dayton, 4-23-19)
Runs: 4 (at Purdue Fort Wayne, 4-17-19)
RBI: 4, Two times (Last at ASU, 3-1-20)

LAST 5 GAMES

3/1 at ASU (3B): 2-4, HR, 4 RBI, R
3/6 at UAB (3B): 2-4, 2 R, HBP
3/7 at UAB (3B): 2-4, RBI, SB
3/8 at UAB (3B): 2-5, SB
3/10 at BEL (3B): 1-3

#25 Danny O'Reilly

Notes: Has started 11 of the 12 games he has played in this season (nine in CF, two in LF)...Toledo's three-hole hitter in six of his 12 games...Started off his Toledo career with hits in four of his first five games...Previously played at West Valley College (Calif.)...Majoring in interdisciplinary studies.

YEAR-BY-YEAR STATISTICS

Year	BA	G	AB	R	H	2B	3B	HR	RBI	BB	SB
2020	.244	12	41	8	10	3	0	1	5	5	0
Totals	.244	12	41	8	10	3	0	1	5	5	0

CAREER HIGHS

Hits: 2, Three times (Last at UAB, 3-6-20)
HR: 1 (at East Tennessee State, 2-15-20)
Runs: 2 (at UAB, 3-6-20)
RBI: 3 (at UAB, 3-6-20)

LAST 5 GAMES

2/29 at ASU (CF): 2-5, 2 2B, R
2/29 at ASU (CF): 1-4
3/1 at ASU (CF): 0-4, BB, R
3/6 at UAB (CF): 2-4, 3 RBI, 2 R
3/10 at BEL (SUB): 0-1

#27 Jordan Power

Notes: Saturday starter...Inning total has increased in each of his last four starts...His 7.0 innings pitched at UAB are most by a Rocket pitcher this season...Seven of his 18 strikeouts have been looking...Previously played at Chattanooga CC...Majoring in mechanical engineering.

YEAR-BY-YEAR STATISTICS

Year	ERA	W	L	G/GS	IP	R	ER	H	BB	SO	SV
2020	5.32	0	1	4/4	22.0	15	15	21	8	18	0
Totals	5.32	0	1	4/4	22.0	15	15	21	8	18	0

CAREER HIGHS

IP: 7.0 (at UAB, 3-7-20)
K's: 6 (at East Tennessee State, 2-16-20)

LAST 5 GAMES

2/16 at ETSU (ND): 4.0 IP, 6 K's, 4 ER
2/22 vs. ND (L): 5.0 IP, 2 K's, 2 BB, 5 ER
2/29 at ASU (ND): 6.0 IP, 5 K's, 4 BB, 2 ER
3/7 at UAB (ND): 7.0 IP, 5 K's, 2 BB, 2 ER

#30 John Servello

Notes: Has started every game in right field...Riding a seven-game hitting streak (14-for-29)...Two outfield assists at UAB (March 7)...Tied a career high with four hits against Incarnate Word (Feb. 22)...Multiple hits in five of his last seven games...2018 MAC Freshman of the Year...Younger brother Sam Servello is redshirting this season and will be eligible for the 2021 season after transferring in from West Virginia...Majoring in interdisciplinary studies.

YEAR-BY-YEAR STATISTICS

Year	BA	G	AB	R	H	2B	3B	HR	RBI	BB	SB
2018	.343	47	178	30	61	11	3	2	29	24	2
2019	.302	41	169	29	51	12	0	2	23	24	3
2020	.344	15	61	9	21	2	1	0	10	4	6
Totals	.326	103	408	68	133	25	4	4	62	52	11

CAREER HIGHS

Hits: 4, Five times (Last at UAB, 3-8-20)
HR: 1, Four times (Last at BGSU, 3-23-19)
Runs: 3, Four times (Last at ETSU, 2-16-20)
RBI: 6 (at Davidson, 3-2-19)

LAST 5 GAMES

3/1 at ASU (RF): 2-2, 2B, RBI, 2 R
3/6 at UAB (RF): 2-5, 2 SB
3/7 at UAB (RF): 1-2, BB, R
3/8 at UAB (RF): 4-6, 3 RBI,
3/10 at BEL (RF): 1-4, 2 SB, BB

#31 Billy Todorowski

Notes: Wednesday's probable starter...Two appearances out of the bullpen...Season-long 1.2 inning outing at ETSU (Feb. 15)...Missing 2019 season due to injury...Previously played at Snead State (Ala.) and Owens CC (Ohio) before coming to Toledo...Majoring in interdisciplinary studies.

YEAR-BY-YEAR STATISTICS

Year	ERA	W	L	G/GS	IP	R	ER	H	BB	SO	SV
2018	3.18	0	0	3/1	5.2	8	2	8	6	6	0
2019				DNP (Injury)							
2020	10.12	0	0	2/0	2.2	3	3	2	2	2	0
Totals	5.40	0	0	5/1	8.1	11	5	10	8	8	0

CAREER HIGHS

IP: 2.0, Two times (Last vs. Dayton, 4-10-18)
K's: 3 (vs. Dayton, 4-10-18)

LAST 5 GAMES

2/15 at ETSU: 1.2 IP, 2 K's, 2 BB, 3 ER
2/22 vs. ND: 1.0 IP

#34 Michael Ryan

Notes: Team captain...Missed 10 games due to injury; suffered injury in season opener at ETSU (Feb. 14)...Returned to the starting lineup at UAB (March 7) at DH...Has started 100 games at catcher in his career...Majoring in marketing/professional sales.

YEAR-BY-YEAR STATISTICS

Year	BA	G	AB	R	H	2B	3B	HR	RBI	BB	SB
2017	.237	49	139	14	33	7	1	2	18	15	0
2018	.237	48	156	17	37	5	0	3	21	20	2
2019	.227	21	75	10	17	6	0	3	17	13	1
2020	.188	5	16	3	3	1	0	1	2	1	0
Totals	.233	123	386	44	90	19	1	9	58	49	3

CAREER HIGHS

Hits: 3, Two times (Last vs. Spring Arbor, 4-18-18)
HR: 1, Nine times (Last at Belmont, 3-10-20)
Runs: 3, Two times (Last at Belmont, 3-10-20)
RBI: 4 (at Cincinnati, 3-17-18)

LAST 5 GAMES

2/14 at ETSU (C): 0-3
3/6 at UAB (SUB): 1-3, 2B, RBI
3/7 at UAB (DH): 0-2, BB
3/8 at UAB (DH): 0-4, HBP
3/10 at BEL (C): 2-4, HR, RBI, 3 R

#35 Bryce Davis

Notes: Three appearances out of the bullpen...Two of his three career starts have come against Big Ten foe Michigan State...Majoring in accounting.

YEAR-BY-YEAR STATISTICS

Year	ERA	W	L	G/GS	IP	R	ER	H	BB	SO	SV
2018	5.53	0	0	17/2	27.2	27	17	23	44	37	0
2019	6.99	2	2	16/1	28.1	24	22	26	28	23	1
2020	9.00	0	1	3/0	5.0	5	5	6	4	5	0
Totals	6.49	2	3	36/3	61.0	56	44	55	76	65	1

CAREER HIGHS

IP: 4.0 (at Michigan State, 4-26-18)
K's: 5, Three times (Last at Michigan State, 4-24-19)

LAST 5 GAMES

2/20 vs. UTSA: 2.0 IP, 1 K, 3 BB, 2 ER
3/1 at ASU: 1.0 IP, 1 K, 1 BB, 2 ER
3/10 at BEL: 2.0 IP, 3 K's, 1 ER

#38 Trey Wright

Notes: Starting catcher in 12 of 15 games; pressed into duty after injury to Michael Ryan...Second-toughest player to strike out in the MAC (three K's in 36 at-bats)...Majoring in pre-business.

YEAR-BY-YEAR STATISTICS

Year	BA	G	AB	R	H	2B	3B	HR	RBI	BB	SB
2020	.306	13	36	8	11	0	0	0	2	5	1
Totals	.306	13	36	8	11	0	0	0	2	5	1

CAREER HIGHS

Hits: 2, Three times (Last at UAB, 3-6-20)
Runs: 2, Three times (Last at UAB, 3-8-20)
RBI: 1, Two times (Last at ASU, 2-29-20)

LAST 5 GAMES

2/29 at ASU (C): 2-4, RBI, SB
2/29 at ASU (C): 0-1
3/6 at UAB (C): 2-3, 2 R, BB
3/7 at UAB (C): 0-3, BB
3/8 at UAB (C): 1-2, 2 R, 2 HBP, BB

#41 Chris Meyers

Notes: Starting first baseman in 14 games of 15; starting pitcher at Belmont (March 10)...Pitched 2.0 perfect innings and struck out five... Has hit second in 14 of 15 contests...Eight RBI in his last four games...Had a grand slam at UAB (March 6)...Tied for MAC lead with four home runs...Started the season on a seven-game hitting streak...Has pitched twice out of the bullpen this season; first pitching appearances of his career...Majoring in finance.

YEAR-BY-YEAR STATISTICS

Year	BA	G	AB	R	H	2B	3B	HR	RBI	BB	SB
2018	.278	46	151	29	42	4	1	2	18	27	5
2019	.282	53	209	41	59	12	2	6	35	31	1
2020	.267	15	60	10	16	3	0	4	13	12	5
Totals	.279	114	420	80	117	19	3	12	66	68	11

CAREER HIGHS (HITTING ONLY)

Hits: 4 (at Winthrop, 2-16-19)
HR: 1, Twelve times (Last at UAB, 3-6-20)
Runs: 3, Four times (Last at Dayton, 4-23-19)
RBI: 5 (at UAB, 3-6-20)

LAST 5 GAMES (HITTING ONLY)

3/1 at ASU (1B): 1-4, HBP
3/6 at UAB (1B): 2-5, HR, 5 RBI, BB, R
3/7 at UAB (1B): 1-3, 2B, RBI, BB, SB, R
3/8 at UAB (1B): 0-6, SB, R
3/10 at BEL (P/DH): 1-3, 2 RBI, 2 BB, SB



2020 TOLEDO BASEBALL
Overall Statistics for Toledo (as of Mar 10, 2020)
(All games Sorted by Batting avg)



Record: 3-12 Home: 0-0 Away: 2-9 Neutral: 1-3 MAC: 0-0

Player	avg	gp-gs	ab	r	h	2b	3b	hr	rbi	tb	slg%	bb	hp	so	gdp	ob%	sf	sh	sb-att	po	a	e	fld%
7 DAVIS, Darryn	.436	15-15	55	14	24	4	1	1	17	33	.600	13	4	5	0	.569	0	0	1-3	27	24	1	.981
30 SERVELLO, John	.344	15-15	61	9	21	2	1	0	10	25	.410	4	2	12	1	.391	2	0	6-9	34	4	0	1.000
38 WRIGHT, Trey	.306	13-12	36	8	11	0	0	0	2	11	.306	5	2	3	0	.419	0	3	1-1	92	8	3	.971
24 HATFIELD, Trace	.283	15-15	53	7	15	2	0	1	7	20	.377	4	1	10	0	.345	0	2	2-3	11	24	2	.946
41 MEYERS, Chris	.267	15-15	60	10	16	3	0	4	13	31	.517	12	2	16	1	.405	0	0	5-7	89	7	0	1.000
6 THOMPSON, Ryan	.250	14-11	44	7	11	4	0	0	4	15	.341	6	0	15	0	.340	0	0	0-0	19	1	0	1.000
25 O'REILLY, Danny	.244	12-11	41	8	10	3	0	1	5	16	.390	5	1	16	0	.340	0	1	0-0	32	0	0	1.000
12 DEBRECHT, Lorenzo	.228	15-15	57	6	13	2	0	0	5	15	.263	1	1	14	0	.250	1	0	0-0	23	22	9	.833
34 RYAN, Michael	.188	5-4	16	3	3	1	0	1	2	7	.438	1	1	7	0	.278	0	0	0-0	12	1	0	1.000
23 KIRK, Matt	.167	9-7	24	2	4	0	0	1	3	7	.292	1	0	7	0	.200	0	0	0-0	0	0	0	.000
9 SCHWARTZENBERGER	.108	15-9	37	4	4	0	0	0	3	4	.108	2	3	16	0	.209	1	1	0-1	15	1	1	.941

1 WINTERSTEIN, Nicky	.429	6-3	7	3	3	2	1	0	1	7	1.000	3	0	1	0	.600	0	0	0-0	3	1	1	.800
5 EITNIEAR, Thomas	.167	10-1	12	1	2	1	0	0	0	3	.250	0	0	5	0	.167	0	1	0-0	2	4	0	1.000
13 MOHNIKEY, Mark	.100	6-1	10	1	1	1	0	0	2	2	.200	1	0	7	0	.182	0	0	0-0	21	2	0	1.000
32 O'DONNELL, Connor	.000	5-1	7	0	0	0	0	0	0	0	.000	1	0	4	0	.125	0	0	0-0	0	0	1	.000
18 HOLLAND, Chipper	.000	6-0	4	2	0	0	0	0	0	0	.000	1	0	2	0	.200	0	0	1-2	0	0	0	.000
Totals	.263	15	524	85	138	25	3	9	74	196	.374	60	17	140	2	.355	4	8	16-26	386	111	19	.963
Opponents	.288	15	511	119	147	37	4	16	104	240	.470	84	28	123	5	.412	5	7	43-47	411	158	17	.971

LOB - Team (117), Opp (130). DPs turned - Team (9), Opp (7). Picked off - DAVIS, D. 1, WRIGHT 1.

(All games Sorted by Earned run avg)

Player	era	w-l	app	gs	cg	sho	sv	ip	h	r	er	bb	so	2b	3b	hr	b/avg	wp	hp	bk	sfa	sha
22 JEFFERSON, Wyatt	2.77	0-1	3	3	0	0/0	0	13.0	8	7	4	15	13	3	1	0	.186	0	3	0	0	0
3 S.-P., Layne	4.50	1-1	4	4	0	0/0	0	20.0	26	14	10	11	13	5	1	0	.317	3	3	2	0	1
4 MYERS, Jamie	4.82	0-0	6	0	0	0/0	0	9.1	9	5	5	8	10	2	0	2	.250	4	1	2	0	1
16 BISCHOFF, Kyle	5.19	1-1	6	0	0	0/0	0	8.2	4	6	5	8	15	1	0	1	.129	2	4	0	1	0
27 POWER, Jordan	5.32	0-1	4	4	0	0/0	0	22.0	21	13	13	8	18	7	0	2	.250	3	3	0	1	1
19 HAUGH, Nate	6.17	1-1	5	0	0	0/0	0	11.2	15	11	8	4	10	3	0	0	.313	0	4	0	0	2
8 SMITH, Doug	6.75	0-1	3	0	0	0/0	0	6.2	10	8	5	2	2	2	0	2	.323	0	1	0	0	0
35 DAVIS, Bryce	9.00	0-1	3	0	0	0/0	0	5.0	6	5	5	4	5	1	0	2	.286	3	0	0	0	0
36 BRANDON, Connor	9.64	0-0	4	0	0	0/0	0	4.2	4	5	5	4	4	1	0	0	.267	3	3	0	1	0
31 TODOROWSKI, Billy	10.12	0-0	2	0	0	0/0	0	2.2	2	3	3	2	2	2	0	0	.200	1	0	0	0	0
10 JONES, Kyle	12.00	0-3	5	0	0	0/0	0	9.0	19	14	12	3	14	2	2	3	.422	3	1	0	0	0
1 WINTERSTEIN, Nicky	12.19	0-1	4	3	0	0/0	0	10.1	13	16	14	11	7	4	0	2	.310	0	3	0	1	0
41 MEYERS, Chris	15.00	0-1	3	1	0	0/0	0	3.0	4	5	5	2	7	0	0	1	.333	1	0	0	0	1
33 PRINCE, Sam	23.62	0-0	3	0	0	0/0	0	2.2	6	7	7	2	3	4	0	1	.545	0	2	0	1	1
Totals	7.06	3-12	15	15	0	0/0	0	128.2	147	119	101	84	123	37	4	16	.288	23	28	4	5	7
Opponents	4.60	12-3	15	15	1	0/0	2	137.0	138	85	70	60	140	25	3	9	.263	10	17	2	4	8

PB - Team (1), RYAN 1, Opp (2). Pickoffs - Team (4), POWER 1, WRIGHT 1, SMITH 1, HAUGH 1, Opp (2). SBA/ATT - WRIGHT (37-40), BISCHOFF (9-9), WINTERSTEIN (5-6), POWER (5-5), JONES (4-5), S.-P. (4-5), MOHNIKEY (3-4), JEFFERSON (3-3), BRANDON (3-3), HAUGH (3-3), RYAN (3-3), MYERS (3-3), DAVIS, B. (2-2), PRINCE (0-1), TODOROWSKI (1-1), SMITH (1-1).

2020 TOLEDO BASEBALL
Team Game-by-Game for Toledo (as of Mar 10, 2020)
Batting (All games)

Date	Opponent	ab	r	h	rbi	2b	3b	hr	tb	bb	ibb	sb	cs	hbp	sac	sf	gdp	k	po	a	e	lob	avg
Feb 14	at ETSU	32	2	5	2	2	0	2	13	3	0	0	0	1	1	0	0	15	24	6	1	8	.156
Feb 15	at ETSU	35	1	8	1	1	0	1	12	1	0	0	0	0	0	0	0	11	24	5	0	8	.194
Feb 16	at ETSU	36	7	10	7	1	1	0	13	4	0	1	1	1	1	0	0	8	25	2	0	8	.223
Feb 20	vs UTSA	36	5	11	5	3	0	1	17	3	0	0	0	0	0	1	0	8	24	8	4	8	.245
Feb 21	vs UTSA	35	5	8	4	0	1	0	10	3	0	1	0	0	0	0	0	7	27	10	1	6	.241
Feb 22	vs UIW	43	11	17	10	4	0	1	24	5	0	0	2	0	0	1	0	7	30	9	4	8	.272
Feb 22	vs Notre Dame	29	2	4	2	0	0	0	4	2	0	1	1	2	0	0	1	14	24	10	2	4	.256
Feb 28	at Alabama State	31	5	6	3	0	0	0	6	8	0	0	1	0	1	0	0	8	24	10	0	8	.249
Feb 29	at Alabama State	35	6	10	4	3	1	1	18	4	0	2	1	0	2	0	0	11	26	10	3	8	.253
Feb 29	at Alabama State	36	2	8	1	1	0	0	9	2	0	1	0	0	0	0	0	13	26	4	1	9	.250
Mar 01	at Alabama State	36	8	10	7	3	0	1	16	4	0	0	0	3	0	0	0	12	26	4	0	8	.253
Mar 06	at UAB	40	13	17	13	2	0	1	22	3	0	2	0	2	3	1	0	8	27	10	1	9	.269
Mar 07	at UAB	27	5	6	4	2	0	0	8	6	0	2	3	2	0	1	0	4	24	5	0	4	.266
Mar 08	at UAB	39	6	11	6	1	0	0	12	5	0	2	1	4	0	0	0	6	30	8	1	12	.267
Mar 10	at Belmont	34	7	7	5	2	0	1	12	7	0	4	0	2	0	0	1	8	25	10	1	9	.263
Totals		524	85	138	74	25	3	9	196	60	0	16	10	17	8	4	2	140	386	111	19	117	.263

2020 TOLEDO BASEBALL
Team Game-by-Game for Toledo (as of Mar 10, 2020)
Pitching (All games)

Date	Opponent	ip	h	r	er	bb	so	2b	3b	hr	wp	bk	hbp	dp	ibb	score	w-l	sv	era
Feb 14	at ETSU	8.0	7	6	5	7	8	0	0	1	2	3	4	0	0	2-6	0-1	0	5.62
Feb 15	at ETSU	8.0	12	15	15	7	10	6	1	2	3	0	3	0	0	1-15	0-2	0	11.25
Feb 16	at ETSU	8.1	13	9	9	1	11	3	0	2	0	0	4	0	0	7-9	0-3	0	10.73
Feb 20	vs UTSA	8.0	7	12	8	8	3	2	0	2	2	0	3	1	0	5-12	0-4	0	10.30
Feb 21	vs UTSA	9.0	14	8	6	3	12	3	1	2	2	0	2	2	0	5-8	0-5	0	9.36
Feb 22	vs UIW	10.0	6	10	8	12	4	3	0	0	2	0	2	1	0	11-10	1-5	0	8.94
Feb 22	vs Notre Dame	8.0	7	9	8	5	5	2	0	0	1	0	1	0	0	2-9	1-6	0	8.95
Feb 28	at Alabama State	8.0	9	6	6	3	8	0	1	1	2	0	1	1	0	5-6	1-7	0	8.69
Feb 29	at Alabama State	8.2	11	7	6	5	8	2	0	1	2	0	1	2	0	6-7	1-8	0	8.41
Feb 29	at Alabama State	8.2	1	3	2	10	14	0	1	0	2	0	2	0	0	2-3	1-9	0	7.76
Mar 01	at Alabama State	8.2	11	9	9	5	5	4	0	3	3	0	2	1	0	8-9	1-10	0	7.91
Mar 06	at UAB	9.0	12	4	1	3	6	3	0	0	0	1	0	0	0	13-4	2-10	0	7.30
Mar 07	at UAB	8.0	13	9	9	4	6	2	0	2	1	0	1	1	0	5-9	2-11	0	7.50
Mar 08	at UAB	10.0	12	4	2	9	13	2	0	0	0	0	1	0	0	6-4	3-11	0	7.03
Mar 10	at Belmont	8.1	12	8	7	2	10	5	0	0	1	0	1	0	0	7-8	3-12	0	7.06
Totals		128.2	147	119	101	84	123	37	4	16	23	4	28	9	0	85-119	3-12	0	7.06

2020 TOLEDO BASEBALL
Opponent Game-by-Game for Toledo (as of Mar 10, 2020)
Batting (All games)

Date	Opponent	ab	r	h	rbi	2b	3b	hr	tb	bb	ibb	sb	cs	hbp	sac	sf	gdp	k	po	a	e	lob	avg
Feb 14	at ETSU	30	6	7	5	0	0	1	10	7	0	4	0	4	0	1	0	8	27	3	1	12	.233
Feb 15	at ETSU	34	15	12	14	6	1	2	26	7	0	5	1	3	0	2	0	10	27	10	1	7	.297
Feb 16	at ETSU	37	9	13	9	3	0	2	22	1	0	1	0	4	1	0	0	11	27	14	1	9	.317
Feb 20	vs UTSA	33	12	7	10	2	0	2	15	8	0	2	0	3	0	0	1	3	27	8	0	8	.291
Feb 21	vs UTSA	40	8	14	7	3	1	2	25	3	0	3	0	2	0	0	2	12	27	10	1	10	.305
Feb 22	vs UIW	34	10	6	8	3	0	0	9	12	0	6	0	2	1	0	1	4	30	17	1	9	.284
Feb 22	vs Notre Dame	28	9	7	7	2	0	0	9	5	0	6	1	1	1	2	0	5	27	8	0	4	.280
Feb 28	at Alabama State	30	6	9	6	0	1	1	14	3	0	0	1	1	1	0	1	8	27	11	3	5	.282
Feb 29	at Alabama State	36	7	11	6	2	0	1	16	5	0	2	0	1	0	0	0	8	27	11	2	9	.285
Feb 29	at Alabama State	25	3	1	1	0	1	0	3	10	0	2	0	2	1	0	0	14	27	5	1	9	.266
Mar 01	at Alabama State	36	9	11	8	4	0	3	24	5	0	0	0	2	0	0	0	5	27	9	1	8	.270
Mar 06	at UAB	37	4	12	4	3	0	0	15	3	0	3	1	0	0	0	0	6	27	13	1	9	.275
Mar 07	at UAB	36	9	13	9	2	0	2	21	4	0	2	0	1	0	0	0	6	27	12	1	8	.282
Mar 08	at UAB	39	4	12	4	2	0	0	14	9	0	6	0	1	1	0	0	13	30	17	1	16	.284
Mar 10	at Belmont	36	8	12	6	5	0	0	17	2	0	1	0	1	1	0	0	10	27	10	2	7	.288
Totals		511	119	147	104	37	4	16	240	84	0	43	4	28	7	5	5	123	411	158	17	130	.288

2020 TOLEDO BASEBALL
Opponent Game-by-Game for Toledo (as of Mar 10, 2020)
Pitching (All games)

Date	Opponent	ip	h	r	er	bb	so	2b	3b	hr	wp	bk	hbp	dp	ibb	score	w-l	sv	era
Feb 14	at ETSU	9.0	5	2	2	3	15	2	0	2	0	0	1	0	0	6-2	1-0	1	2.00
Feb 15	at ETSU	9.0	8	1	1	1	11	1	0	1	0	1	0	1	0	15-1	2-0	1	1.50
Feb 16	at ETSU	9.0	10	7	6	4	8	1	1	0	2	0	1	0	0	9-7	3-0	1	3.00
Feb 20	vs UTSA	9.0	11	5	5	3	8	3	0	1	1	0	0	0	0	12-5	4-0	1	3.50
Feb 21	vs UTSA	9.0	8	5	5	3	7	0	1	0	0	0	0	0	0	8-5	5-0	2	3.80
Feb 22	vs UIW	10.0	17	11	10	5	7	4	0	1	2	0	0	0	0	10-11	5-1	2	4.75
Feb 22	vs Notre Dame	9.0	4	2	2	2	14	0	0	0	0	0	2	1	0	9-2	6-1	2	4.36
Feb 28	at Alabama State	9.0	6	5	3	8	8	0	0	0	1	1	0	0	0	6-5	7-1	2	4.19
Feb 29	at Alabama State	9.0	10	6	2	4	11	3	1	1	0	0	0	0	0	7-6	8-1	2	3.95
Feb 29	at Alabama State	9.0	8	2	1	2	13	1	0	0	0	0	0	0	0	3-2	9-1	2	3.66
Mar 01	at Alabama State	9.0	10	8	7	4	12	3	0	1	1	0	3	0	0	9-8	10-1	2	3.96
Mar 06	at UAB	9.0	17	13	12	3	8	2	0	1	1	0	2	0	0	4-13	10-2	2	4.62
Mar 07	at UAB	9.0	6	5	4	6	4	2	0	0	0	0	2	2	0	9-5	11-2	2	4.58
Mar 08	at UAB	10.0	11	6	5	5	6	1	0	0	1	0	4	2	0	4-6	11-3	2	4.57
Mar 10	at Belmont	9.0	7	7	5	7	8	2	0	1	1	0	2	1	0	8-7	12-3	2	4.60
Totals		137.0	138	85	70	60	140	25	3	9	10	2	17	7	0	119-85	12-3	2	4.60



2020 TOLEDO BASEBALL
Batting Leaders for Toledo (as of Mar 10, 2020)
(All games)



Batting avg	
1. 7 DAVIS, Darryn	.436
2. 30 SERVELLO, John	.344
3. 38 WRIGHT, Trey	.306
4. 24 HATFIELD, Trace	.283
5. 41 MEYERS, Chris	.267

Runs scored	
1. 7 DAVIS, Darryn	14
2. 41 MEYERS, Chris	10
3. 30 SERVELLO, John	9
4. 38 WRIGHT, Trey	8
25 O'REILLY, Danny	8

Doubles	
1. 7 DAVIS, Darryn	4
6 THOMPSON, Ryan	4
3. 25 O'REILLY, Danny	3
41 MEYERS, Chris	3
5. 4 tied at.....	2

Total bases	
1. 7 DAVIS, Darryn	33
2. 41 MEYERS, Chris	31
3. 30 SERVELLO, John	25
4. 24 HATFIELD, Trace	20
5. 25 O'REILLY, Danny	16

Sac bunts	
1. 38 WRIGHT, Trey	3
2. 24 HATFIELD, Trace	2
3. 9 SCHWARTZENBERGER, Z.	1
25 O'REILLY, Danny	1
5 EITNIEAR, Thomas	1

Caught stealing	
1. 30 SERVELLO, John	3
2. 7 DAVIS, Darryn	2
41 MEYERS, Chris	2
4. 3 tied at.....	1

Strikeouts	
1. 25 O'REILLY, Danny	16
41 MEYERS, Chris	16
9 SCHWARTZENBERGER, Z.	16
4. 6 THOMPSON, Ryan	15
5. 12 DEBRECHT, Lorenzo	14

At bats	
1. 30 SERVELLO, John	61
2. 41 MEYERS, Chris	60
3. 12 DEBRECHT, Lorenzo	57
4. 7 DAVIS, Darryn	55
5. 24 HATFIELD, Trace	53

Games as sub	
1. 5 EITNIEAR, Thomas	9
2. 9 SCHWARTZENBERGER, Z.	6
18 HOLLAND, Chipper	6
4. 13 MOHNICKEY, Mark	5
5. 32 O'DONNELL, Connor	4

Slugging pct	
1. 7 DAVIS, Darryn	.600
2. 41 MEYERS, Chris	.517
3. 34 RYAN, Michael	.438
4. 30 SERVELLO, John	.410
5. 25 O'REILLY, Danny	.390

Hits	
1. 7 DAVIS, Darryn	24
2. 30 SERVELLO, John	21
3. 41 MEYERS, Chris	16
4. 24 HATFIELD, Trace	15
5. 12 DEBRECHT, Lorenzo	13

Triples	
1. 7 DAVIS, Darryn	1
30 SERVELLO, John	1
1 WINTERSTEIN, Nicky	1

Walks	
1. 7 DAVIS, Darryn	13
2. 41 MEYERS, Chris	12
3. 6 THOMPSON, Ryan	6
4. 25 O'REILLY, Danny	5
38 WRIGHT, Trey	5

Sac flies	
1. 30 SERVELLO, John	2
2. 9 SCHWARTZENBERGER, Z.	1
12 DEBRECHT, Lorenzo	1

Steal attempts	
1. 30 SERVELLO, John	9
2. 41 MEYERS, Chris	7
3. 24 HATFIELD, Trace	3
7 DAVIS, Darryn	3
5. 18 HOLLAND, Chipper	2

Grounded into DP	
1. 30 SERVELLO, John	1
41 MEYERS, Chris	1

Games played	
1. 6 tied at.....	15

On base pct	
1. 7 DAVIS, Darryn	.569
2. 38 WRIGHT, Trey	.419
3. 41 MEYERS, Chris	.405
4. 30 SERVELLO, John	.391
5. 24 HATFIELD, Trace	.345

Runs batted in	
1. 7 DAVIS, Darryn	17
2. 41 MEYERS, Chris	13
3. 30 SERVELLO, John	10
4. 24 HATFIELD, Trace	7
5. 2 tied at.....	5

Home runs	
1. 41 MEYERS, Chris	4
2. 5 tied at.....	1

Hit by pitch	
1. 7 DAVIS, Darryn	4
2. 9 SCHWARTZENBERGER, Z.	3
3. 38 WRIGHT, Trey	2
41 MEYERS, Chris	2
30 SERVELLO, John	2

Stolen bases	
1. 30 SERVELLO, John	6
2. 41 MEYERS, Chris	5
3. 24 HATFIELD, Trace	2
4. 3 tied at.....	1

Stolen base pct	
1. 38 WRIGHT, Trey	1.000
2. 41 MEYERS, Chris	.714
3. 30 SERVELLO, John	.667
24 HATFIELD, Trace	.667
5. 7 DAVIS, Darryn	.333

Total plate appearances	
1. 41 MEYERS, Chris	74
2. 7 DAVIS, Darryn	72
3. 30 SERVELLO, John	69
4. 24 HATFIELD, Trace	60
12 DEBRECHT, Lorenzo	60

Game starts	
1. 12 DEBRECHT, Lorenzo	15
30 SERVELLO, John	15
41 MEYERS, Chris	15
7 DAVIS, Darryn	15
24 HATFIELD, Trace	15



2020 TOLEDO BASEBALL
Pitching Leaders for Toledo (as of Mar 10, 2020)
(All games)



Earned run avg	
1. 22 JEFFERSON, Wyatt	2.77
2. 3 S.-P., Layne	4.50
3. 4 MYERS, Jamie	4.82
4. 16 BISCHOFF, Kyle	5.19
5. 27 POWER, Jordan	5.32

Wins	
1. 3 S.-P., Layne	1
16 BISCHOFF, Kyle	1
19 HAUGH, Nate	1

Innings pitched	
1. 27 POWER, Jordan	22.0
2. 3 S.-P., Layne	20.0
3. 22 JEFFERSON, Wyatt	13.0
4. 19 HAUGH, Nate	11.2
5. 1 WINTERSTEIN, Nicky	10.1

Games started	
1. 3 S.-P., Layne	4
27 POWER, Jordan	4
3. 1 WINTERSTEIN, Nicky	3
22 JEFFERSON, Wyatt	3
5. 41 MEYERS, Chris	1

Wild pitches	
1. 4 MYERS, Jamie	4
2. 5 tied at.....	3

Intentional BB allowed	
------------------------	--

Sac bunts allowed	
1. 19 HAUGH, Nate	2
2. 5 tied at.....	1

Runs allowed	
1. 31 TODOROWSKI, Billy	3
2. 36 BRANDON, Connor	5
41 MEYERS, Chris	5
4 MYERS, Jamie	5
35 DAVIS, Bryce	5

Doubles allowed	
1. 41 MEYERS, Chris	0
2. 16 BISCHOFF, Kyle	1
36 BRANDON, Connor	1
35 DAVIS, Bryce	1
5. 10 JONES, Kyle	2

Opposing bat avg	
1. 16 BISCHOFF, Kyle	.129
2. 22 JEFFERSON, Wyatt	.186
3. 31 TODOROWSKI, Billy	.200
4. 27 POWER, Jordan	.250
4 MYERS, Jamie	.250

Losses	
1. 10 JONES, Kyle	3
2. 9 tied at.....	1

Batters struck out	
1. 27 POWER, Jordan	18
2. 16 BISCHOFF, Kyle	15
3. 10 JONES, Kyle	14
4. 22 JEFFERSON, Wyatt	13
3 S.-P., Layne	13

Games finished	
1. 10 JONES, Kyle	3
2. 33 PRINCE, Sam	2
41 MEYERS, Chris	2
35 DAVIS, Bryce	2
19 HAUGH, Nate	2

Balks	
1. 3 S.-P., Layne	2
4 MYERS, Jamie	2

Runners picked off	
1. 38 WRIGHT, Trey	1
27 POWER, Jordan	1
19 HAUGH, Nate	1
8 SMITH, Doug	1

Sac flies allowed	
1. 1 WINTERSTEIN, Nicky	1
33 PRINCE, Sam	1
27 POWER, Jordan	1
16 BISCHOFF, Kyle	1
36 BRANDON, Connor	1

Earned runs allowed	
1. 31 TODOROWSKI, Billy	3
2. 22 JEFFERSON, Wyatt	4
3. 41 MEYERS, Chris	5
4 MYERS, Jamie	5
35 DAVIS, Bryce	5

Triples allowed	
1. 41 MEYERS, Chris	0
16 BISCHOFF, Kyle	0
36 BRANDON, Connor	0
35 DAVIS, Bryce	0
27 POWER, Jordan	0

Won-loss pct	
1. 16 BISCHOFF, Kyle	.500
3 S.-P., Layne	.500
19 HAUGH, Nate	.500
4. 8 SMITH, Doug	.000
1 WINTERSTEIN, Nicky	.000

Saves	
-------	--

Appearances	
1. 16 BISCHOFF, Kyle	6
4 MYERS, Jamie	6
3. 10 JONES, Kyle	5
19 HAUGH, Nate	5
5. 4 tied at.....	4

Games in relief	
1. 4 MYERS, Jamie	6
16 BISCHOFF, Kyle	6
3. 19 HAUGH, Nate	5
10 JONES, Kyle	5
5. 36 BRANDON, Connor	4

Hit batters	
1. 16 BISCHOFF, Kyle	4
19 HAUGH, Nate	4
3. 5 tied at.....	3

Batters SO out looking	
1. 27 POWER, Jordan	7
2. 3 S.-P., Layne	5
22 JEFFERSON, Wyatt	5
10 JONES, Kyle	5
5. 16 BISCHOFF, Kyle	4

Hits allowed	
1. 31 TODOROWSKI, Billy	2
2. 36 BRANDON, Connor	4
41 MEYERS, Chris	4
16 BISCHOFF, Kyle	4
5. 33 PRINCE, Sam	6

Walks allowed	
1. 8 SMITH, Doug	2
41 MEYERS, Chris	2
33 PRINCE, Sam	2
31 TODOROWSKI, Billy	2
5. 10 JONES, Kyle	3

Home runs allowed	
1. 22 JEFFERSON, Wyatt	0
3 S.-P., Layne	0
36 BRANDON, Connor	0
19 HAUGH, Nate	0
31 TODOROWSKI, Billy	0



2020 TOLEDO BASEBALL
Fielding Leaders for Toledo (as of Mar 10, 2020)
(All games)



Fielding pct		
1.	41 MEYERS, Chris	1.000
	30 SERVELLO, John	1.000
	25 O'REILLY, Danny	1.000
	13 MOHNICKEY, Mark	1.000
	6 THOMPSON, Ryan	1.000

Assists		
1.	24 HATFIELD, Trace	24
	7 DAVIS, Darryn	24
3.	12 DEBRECHT, Lorenzo	22
4.	38 WRIGHT, Trey	8
5.	41 MEYERS, Chris	7

Stolen bases against		
1.	38 WRIGHT, Trey	37
2.	16 BISCHOFF, Kyle	9
3.	27 POWER, Jordan	5
	1 WINTERSTEIN, Nicky	5
5.	2 tied at.....	4

Passed balls		
1.	34 RYAN, Michael	1

Chances		
1.	38 WRIGHT, Trey	103
2.	41 MEYERS, Chris	96
3.	12 DEBRECHT, Lorenzo	54
4.	7 DAVIS, Darryn	52
5.	30 SERVELLO, John	38

Errors		
1.	12 DEBRECHT, Lorenzo	9
2.	38 WRIGHT, Trey	3
3.	24 HATFIELD, Trace	2
4.	5 tied at.....	1

Caught stealing by		
1.	38 WRIGHT, Trey	3
2.	5 tied at.....	1

Catchers interference		
-----------------------	--	--

Putouts		
1.	38 WRIGHT, Trey	92
2.	41 MEYERS, Chris	89
3.	30 SERVELLO, John	34
4.	25 O'REILLY, Danny	32
5.	7 DAVIS, Darryn	27

Fielding double plays		
1.	41 MEYERS, Chris	8
2.	12 DEBRECHT, Lorenzo	6
3.	7 DAVIS, Darryn	5
4.	24 HATFIELD, Trace	2
5.	2 tied at.....	1

Steal attempts against		
1.	38 WRIGHT, Trey	40
2.	16 BISCHOFF, Kyle	9
3.	1 WINTERSTEIN, Nicky	6
4.	3 tied at.....	5



2020 TOLEDO BASEBALL
Season Game Highs for Toledo (as of Mar 10, 2020)
(All games)



TEAM GAME HIGHS

Batting

At bats:	43	-	vs UIW (Feb 22, 2020 at San Antonio, TX)
Runs scored:	13	-	at UAB (Mar 06, 2020)
Hits:	17	-	vs UIW (Feb 22, 2020 at San Antonio, TX)
	17	-	at UAB (Mar 06, 2020)
RBIs:	13	-	at UAB (Mar 06, 2020)
Doubles:	4	-	vs UIW (Feb 22, 2020 at San Antonio, TX)
Triples:	1	-	at ETSU (Feb 16, 2020)
	1	-	vs UTSA (Feb 21, 2020 at San Antonio, Texas)
	1	-	at Alabama State (Feb 29, 2020)
Home runs:	2	-	at ETSU (Feb 14, 2020)
Total bases:	24	-	vs UIW (Feb 22, 2020 at San Antonio, TX)
Walks:	8	-	at Alabama State (Feb 28, 2020)
Strikeouts:	15	-	at ETSU (Feb 14, 2020)
Sac hits:	3	-	at UAB (Mar 06, 2020)
Sac flies:	1	-	(4 times)
Stolen bases:	4	-	at Belmont (Mar 10, 2020)
Hit by pitch:	4	-	at UAB (Mar 08, 2020)
Caught stealing:	3	-	at UAB (Mar 07, 2020)
Runners LOB:	12	-	at UAB (Mar 08, 2020)
Hit into DP:	2	-	at UAB (Mar 07, 2020)
	2	-	at UAB (Mar 08, 2020)

Fielding

Putouts:	30	-	vs UIW (Feb 22, 2020 at San Antonio, TX)
	30	-	at UAB (Mar 08, 2020)
Assists:	10	-	(6 times)
Errors:	4	-	vs UTSA (Feb 20, 2020 at San Antonio, Texas)
	4	-	vs UIW (Feb 22, 2020 at San Antonio, TX)
Passed balls:	1	-	at ETSU (Feb 14, 2020)
DPs turned:	2	-	vs UTSA (Feb 21, 2020 at San Antonio, Texas)
	2	-	at Alabama State (Feb 29, 2020)

Pitching

Innings pitched:	10.0	-	vs UIW (Feb 22, 2020 at San Antonio, TX)
	10.0	-	at UAB (Mar 08, 2020)
Runs allowed:	15	-	at ETSU (Feb 15, 2020)
Earned runs:	15	-	at ETSU (Feb 15, 2020)
Walks allowed:	12	-	vs UIW (Feb 22, 2020 at San Antonio, TX)
Strikeouts:	14	-	at Alabama State (Feb 29, 2020)
Hits allowed:	14	-	vs UTSA (Feb 21, 2020 at San Antonio, Texas)
Doubles allowed:	6	-	at ETSU (Feb 15, 2020)
Triples allowed:	1	-	(4 times)
Homers allowed:	3	-	at Alabama State (Mar 01, 2020)
Wild pitches:	3	-	at ETSU (Feb 15, 2020)
	3	-	at Alabama State (Mar 01, 2020)
Hit batters:	4	-	at ETSU (Feb 14, 2020)
	4	-	at ETSU (Feb 16, 2020)



2020 TOLEDO BASEBALL
Season Game Highs for Toledo (as of Mar 10, 2020)
(All games)



INDIVIDUAL GAME HIGHS

Batting

At bats:	6	-	DEBRECHT, Lorenzo vs UIW (Feb 22, 2020 at San Antonio, TX)
	6	-	MEYERS, Chris at UAB (Mar 08, 2020)
	6	-	SERVELLO, John at UAB (Mar 08, 2020)
Runs scored:	3	-	SERVELLO, John at ETSU (Feb 16, 2020)
	3	-	DAVIS, Darryn vs UIW (Feb 22, 2020 at San Antonio, TX)
	3	-	RYAN, Michael at Belmont (Mar 10, 2020)
Hits:	4	-	SERVELLO, John vs UIW (Feb 22, 2020 at San Antonio, TX)
	4	-	DAVIS, Darryn vs UIW (Feb 22, 2020 at San Antonio, TX)
	4	-	SERVELLO, John at UAB (Mar 08, 2020)
RBI's:	5	-	DAVIS, Darryn at ETSU (Feb 16, 2020)
	5	-	MEYERS, Chris at UAB (Mar 06, 2020)
Doubles:	2	-	DAVIS, Darryn vs UIW (Feb 22, 2020 at San Antonio, TX)
	2	-	O'REILLY, Danny at Alabama State (Feb 29, 2020)
Triples:	1	-	DAVIS, Darryn at ETSU (Feb 16, 2020)
	1	-	WINTERSTEIN, Nicky vs UTSA (Feb 21, 2020 at San Antonio, Texas)
	1	-	SERVELLO, John at Alabama State (Feb 29, 2020)
Home runs:	1	-	(9 times)
Total bases:	6	-	DAVIS, Darryn vs UIW (Feb 22, 2020 at San Antonio, TX)
	6	-	MEYERS, Chris vs UIW (Feb 22, 2020 at San Antonio, TX)
Walks:	3	-	DAVIS, Darryn at UAB (Mar 08, 2020)
Strikeouts:	3	-	SCHWARTZENBERGER, Z. at ETSU (Feb 14, 2020)
	3	-	EITNIEAR, Thomas at Alabama State (Feb 29, 2020)
	3	-	DEBRECHT, Lorenzo at Alabama State (Mar 01, 2020)
Sac hits:	1	-	(8 times)
Sac flies:	1	-	(4 times)
Stolen bases:	2	-	SERVELLO, John at UAB (Mar 06, 2020)
	2	-	SERVELLO, John at Belmont (Mar 10, 2020)
Hit by pitch:	2	-	WRIGHT, Trey at UAB (Mar 08, 2020)
	2	-	DAVIS, Darryn at Belmont (Mar 10, 2020)
Caught stealing:	2	-	SERVELLO, John vs UIW (Feb 22, 2020 at San Antonio, TX)
Runners LOB:	6	-	SERVELLO, John at ETSU (Feb 14, 2020)

Fielding

Putouts:	13	-	WRIGHT, Trey at UAB (Mar 08, 2020)
Assists:	4	-	(4 times)
Errors:	3	-	DEBRECHT, Lorenzo vs UTSA (Feb 20, 2020 at San Antonio, Texas)
Passed balls:	1	-	RYAN, Michael at ETSU (Feb 14, 2020)

Pitching

Innings pitched:	7.0	-	POWER, Jordan at UAB (Mar 07, 2020)
Runs allowed:	5	-	(8 times)
Earned runs:	5	-	(5 times)
Walks allowed:	6	-	JEFFERSON, Wyatt at Alabama State (Feb 29, 2020)
Strikeouts:	9	-	JEFFERSON, Wyatt at Alabama State (Feb 29, 2020)
Hits allowed:	9	-	S.-P., Layne at UAB (Mar 06, 2020)
Doubles allowed:	3	-	POWER, Jordan at ETSU (Feb 16, 2020)
	3	-	S.-P., Layne vs UTSA (Feb 21, 2020 at San Antonio, Texas)
	3	-	HAUGH, Nate vs UIW (Feb 22, 2020 at San Antonio, TX)
Triples allowed:	1	-	(4 times)
Homers allowed:	1	-	(16 times)
Wild pitches:	2	-	(5 times)
Hit batters:	3	-	HAUGH, Nate at ETSU (Feb 16, 2020)

SUPERLATIVES & STREAKS

MULTI-HIT GAMES

NAME	2	3	4	5+	TOTAL
DAVIS, Darryn	5	1	1	-	7
SERVELLO, John	4	-	2	-	6
HATFIELD, Trace	4	-	-	-	4
MEYERS, Chris	3	1	-	-	4
THOMPSON, Ryan	3	-	-	-	3
WRIGHT, Trey	3	-	-	-	3
O'REILLY, Danny	3	-	-	-	3
DEBRECHT, Lorenzo	3	-	-	-	3
SCHWARTZENBERGER, Z.	1	-	-	-	1
KIRK, Matt	1	-	-	-	1
RYAN, Michael	1	-	-	-	1
TEAM	31	2	3	-	36

MULTI-RBI GAMES

NAME	2	3	4	5+	TOTAL
DAVIS, Darryn	4	-	-	1	5
MEYERS, Chris	2	-	-	1	3
SERVELLO, John	2	1	-	-	3
THOMPSON, Ryan	2	-	-	-	2
HATFIELD, Trace	-	-	1	-	1
MOHNICKEY, Mark	1	-	-	-	1
O'REILLY, Danny	-	1	-	-	1
TEAM	11	2	1	2	16

HITTING STREAKS

NAME	LONGEST	CURRENT
DAVIS, Darryn	14	-
SERVELLO, John	7	7
MEYERS, Chris	7	1
HATFIELD, Trace	6	6
DEBRECHT, Lorenzo	4	2
WRIGHT, Trey	4	1
THOMPSON, Ryan	4	-
O'REILLY, Danny	3	-
SCHWARTZENBERGER, Z.	3	-
WINTERSTEIN, Nicky	2	1
EITNIEAR, Thomas	1	-
MOHNICKEY, Mark	1	-
RYAN, Michael	1	1
KIRK, Matt	1	-

ON-BASE STREAKS

NAME	LONGEST	CURRENT
DAVIS, Darryn	21	21*
THOMPSON, Ryan	8	8
MEYERS, Chris	8	1
SERVELLO, John	7	7
O'REILLY, Danny	6	-
HATFIELD, Trace	6	6
WRIGHT, Trey	6	3
DEBRECHT, Lorenzo	5	2
SCHWARTZENBERGER, Z.	5	-
RYAN, Michael	4	4
WINTERSTEIN, Nicky	3	2
KIRK, Matt	3	-
HOLLAND, Chipper	1	-
O'DONNELL, Connor	1	1
MOHNICKEY, Mark	1	-
EITNIEAR, Thomas	1	-

*Dating back to 2019 season

2020 TOLEDO SCORING SUMMARY

Team	Inning-by-Inning										Total
	1	2	3	4	5	6	7	8	9	EX	
TOLEDO	10	13	12	12	9	5	5	7	9	3	85
OPPONENTS	9	6	13	18	12	13	17	19	12	0	119

STARTERS BY POSITION

CF

Danny O'Reilly (9)
Zach Schwartzberger (5)
Nicky Winterstein (1)

RF

John Servello (15)

LF

Ryan Thompson (8)
Zach Schwartzberger (4)
Danny O'Reilly (2)
Connor O'Donnell (1)

SS

Lorenzo DeBrecht (14)
Thomas Eitnietar (1)

2B

Darryn Davis (15)

3B

Trace Hatfield (15)

1B

Chris Meyers (14)
Ryan Thompson (1)

SP

Jordan Power (4)
Layne Schnitz-Paxton (4)
Nicky Winterstein (4)
Wyatt Jefferson (3)
Chris Meyers (1)

DH

Matt Kirk (7)
Michael Ryan (2)
Ryan Thompson (2)
Nicky Winterstein (2)
Lorenzo DeBrecht (1)

C

Trey Wright (12)
Michael Ryan (2)
Mark Mohnickey (1)

THE LAST TIME... (2000-PRESENT)

LAST TIME A ROCKET BATTER...

Had 25-Plus Game Hit Streak	39, Chris Dudics, 3/23-5/27 (2010)
Had 20-24 Game Hit Streak	20, Darryn Davis, 5/11/19-3/8/20
Had 15-19 Game Hit Streak	19, John Servello, 3/6-4/11 (2018)
Had 10-14 Game Hit Streak	11, Trace Hatfield, 4/21-5/10 (2019)
Had 20-Plus Game On-Base Streak	17, Darryn Davis, 5/11/19-Current
Had Five Hits in a Game	Darryn Davis vs. Quinnipiac, 3/15/19
Had Four Hits in a Game	John Servello at UAB, 3/8/20
Hit Two Triples in a Game	Ross Adolph at Eastern Michigan, 5/20/17
Hit a Grand Slam	Chris Meyers at UAB, 3/6/20
Hit for the Cycle	Sean Dobson at Oakland, 4/28/04
Hit a Pinch-Hit Home Run	Jason Edwards vs. Oakland, 4/8/09
Had Seven RBI in a Game	Matt Hansen vs. Buffalo, 4/15/17
Had Six RBI in a Game	Brad Boss vs. Bucknell, 3/9/19
Had Five RBI in a Game	Chris Meyers at UAB, 3/6/20
Drew Four Walks in a Game	A.J. Montoya at Richmond, 2/26/17
Scored at Least Five Runs in a Game	Joe Corfman vs. Olivet College, 4/6/10
	Chris Dudics vs. Olivet College, 4/6/10
Hit Two Home Runs in a Game	Ryan Thompson vs. Dayton, 4/9/19
Hit Three Home Runs in a Game	Jared Hoying at Cincinnati, 3/20/10
Hit by Pitch Three-Plus Times in a Game	3, Dan Sherwood vs. Lake Erie College, 4/12/11
Accumulated 14-Plus Total Bases in a Game	14, Dan Sherwood at Buffalo, 4/10/10
Accumulated 10 Total Bases in a Game	Deion Tansel (11) vs. Charlotte, 2/27/16
Homed in his first-career at-bat	Zach Schwartzenberger vs. Pittsburgh, 2/17/18

LAST TIME A ROCKET PITCHER...

Threw a Complete Game	9.0, Sam Shutes & Michael Jacob, vs. Bowling Green (DH), 5/18/18
Threw a Complete Game Shutout	9.0, Sam Shutes & Michael Jacob, vs. Bowling Green (DH), 5/18/18
Threw a Two-Hit Complete Game Shutout	9.0, Sam Shutes vs. Bowling Green (G1), 5/18/18
Threw a Three-Hit Complete Game Shutout	9.0, Ryan Wilkinson vs. Western Michigan (G1), 5/10/14
Threw a Four-Hit Complete Game Shutout	9.0, Kyle Shaw at Eastern Michigan, 5/16/13
Struck Out 10-Plus Batters in a Game	Michael Jacob (11) at Davidson (G1), 3/2/19
Threw 10-Plus Innings in a Game	10, Mike Hamann vs. Akron, 4/1/11
Threw a No-Hitter	9.0, Nick Szczur at Xavier, 3/17/01

LAST TIME THE ROCKETS...

Beat a Ranked Opponent	No. 25 Notre Dame (5-0), 4/15/15
Won a Series vs. Ranked Opponent	No. 16 Louisville, 2/25-27/11
Scored 30-Plus Runs in a Game	30 vs. Wayne State, 4/24/02
Scored 20-Plus Runs in a Game	21 vs. Buffalo, 4/15/17
Had 25-Plus Hits in a Game	31 vs. Olivet College, 4/6/10
Had 20-Plus Hits in a Game	20 at Madonna (Comerica Park), 4/11/18
Hit Nine-Plus Doubles in a Game	9 at Bowling Green, 4/8/17
Hit Seven-Plus Doubles in a Game	9 at Bowling Green, 4/8/17
Did Not Strike Out in a Game	at Florida Atlantic, 3/10/13
Hit Three-Plus Triples in a Game	3 at Eastern Michigan, 5/20/17
Hit Five-Plus Home Runs in a Game	7 vs. Olivet College, 4/6/10
Hit Back-to-Back Home Runs	John Servello & Chris Meyers at Davidson (G1), 3/2/19
Drew 10-Plus Walks in a Game	12 at Dayton, 4/23/19
Posted a Shutout	vs. Bowling Green, 5/18/18
Posted Back-to-Back Shutouts	vs. Bowling Green (DH), 5/18/18
Did Not Allow a Walk	vs. Northern Illinois, 5/11/19
Had a Walk-Off Win	vs. Quinnipiac, 3/15/19
Played a Game Longer than 17 Innings	18 vs. Central Michigan, 5/19/02
Played a Game that Lasted 15-Plus Innings	15 at Kent State, 4/21/17
Played a Game that Lasted 10-14 Innings	10 at UAB, 3/8/20


TV/RADIO ROSTER



Nicky Winterstein
Jr. • 6-0 • LHP/OF
Columbia, S.C.



Layne Schnitz-Paxton
Jr. • 6-3 • RHP
Napoleon, Ohio



Jamie Myers
So. • 6-1 • LHP
Grafton, Ohio




Thomas Eitnrear
So. • 5-11 • INF
Ottawa Lake, Mich.




Ryan Thompson
So. • 5-11 • INF/OF
Massillon, Ohio



Darryn Davis
So. • 5-11 • INF
Ann Arbor, Mich.



Doug Smith
Sr. • 6-2 • RHP
Galloway, Ohio



Zach Schwarzenberger
Jr. • 6-0 • OF
Saline, Mich.



Kyle Jones
So. • 6-1 • RHP
St. Clair Shores, Mich.



Sam Seeker
Fr. • 6-2 • LHP/OF
Tallmadge, Ohio



Lorenzo DeBrecht
Jr. • 6-2 • INF/OF
St. Louis, Mo.




Mark Mohnickey
So. • 6-2 • C
North Ridgeville, Ohio



Kyle Bischoff
Jr. • 6-1 • RHP
Macomb, Mich.



Chipper Holland
Jr. • 6-2 • INF
Tampa, Fla.



Nate Haugh
Sr. • 6-3 • RHP
Waterville, Ohio



Matt Benavidez
Jr. • 6-3 • OF
Livermore, Calif.



Wyatt Jefferson
Sr. • 6-0 • LHP
Lebanon, Ohio



Matt Kirk
Jr. • 6-3 • OF
Milford, Ohio



Trace Hatfield
Jr. • 5-10 • INF
Fredericktown, Ohio




Danny O'Reilly
Jr. • 6-5 • OF
Portland, Ore.



Jordan Power
Jr. • 6-3 • RHP
Perth, Australia



Aric McAtee
So. • 6-4 • RHP
Oak Harbor, Ohio



John Servello
So. • 6-1 • OF
Hollidaysburg, Pa.



Billy Todorowski
Sr. • 6-1 • LHP
Holland, Ohio



Connor O'Donnell
Fr. • 6-4 • OF
Cleveland, Ohio



Sam Prince
Jr. • 6-1 • RHP
Palm Beach, Fla.




Michael Ryan
Sr. • 6-1 • C
Holly, Mich.



Bryce Davis
Jr. • 6-3 • RHP
Rockford, Mich.



Connor Brandon
Fr. • 6-3 • RHP
Hebron, Ohio



Spencer Stanton
Fr. • 6-3 • INF
Massillon, Ohio



Trey Wright
Fr. • 6-0 • C/INF
Jackson, Ohio



Yassir Kahook
Fr. • 5-11 • RHP
Cuyahoga Falls, Ohio



Chris Meyers
Jr. • 6-3 • INF
Miamisburg, Ohio




Jason Young
Fr. • 6-1 • RHP
Brandon, Mich.



Rob Reinstette
Head Coach
1st Season



Nick McIntyre
Assistant Coach
12th Season



Tommy Winterstein
Assistant Coach
1st Season



Sean Repay
Assistant Coach
1st Season



Caleb Scoles
Student Asst. Coach
1st Season



Kallie Hannon
Athletic Trainer
2nd Season