



Officials: Pat Adams, Rob Rorke, Brian Shey

South Carolina - 74

Record: 18-13 (10-8)

NO.	Name	F	Min	FG			3P			FT			Rebounds			Fouls		TP	AS	TO	ST	Blocks		+/-
				M-A	M-A	M-A	OR	DR	TOT	PF	FD	BS	BA											
20	Alanzo Frink	F	20:03	2-5	0-0	4-5	4	2	6	3	5	8	2	2	0	0	0	0	0	0	0	0	0	
21	Maik Kotsar	F	32:20	4-11	0-0	0-0	0	5	5	5	4	8	4	3	1	2	0	1	2	0	0	-14		
24	Keyshawn Bryant	F	29:14	4-7	0-0	5-6	3	4	7	3	3	13	0	0	1	3	1	1	3	1	1	1		
0	A.J. Lawson	G	27:21	2-8	0-3	4-4	2	3	5	4	3	8	1	4	1	0	1	0	1	0	1	-5		
5	Jermaine Couisnard	G	26:39	6-15	1-7	0-0	1	1	2	5	0	13	1	2	1	0	1	0	1	0	1	-13		
12	Trae Hannibal		20:11	4-6	0-0	3-5	0	2	2	4	4	11	2	2	3	0	1	0	1	0	1	-5		
4	Jalyn McCreary		08:15	2-3	0-0	1-3	1	2	3	2	2	5	0	1	0	0	0	0	0	0	0	0		
52	Jair Bolden		17:30	0-4	0-3	0-0	0	0	0	2	0	0	0	1	0	0	0	0	0	0	0	-4		
15	Wildens Leveque		01:15	0-0	0-0	0-0	0	0	0	0	0	0	0	0	0	0	0	0	0	0	0	0		
10	Justin Minaya		16:38	3-3	0-0	2-2	1	3	4	2	1	8	0	2	1	1	0	1	0	0	0	-1		
1	T.J. Moss		00:34	0-0	0-0	0-0	0	0	0	0	0	0	0	1	0	0	0	0	0	0	0	-4		
Team							2	2	4			0			0									
Totals				27-62	1-13	19-25	14	24	38	30	22	74	10	18	8	6	4	-9						

Shooting By Period		
1st FG%	13-32	40.6%
3PT%	1-9	11.1%
FT%	8-9	88.9%
2nd FG%	14-30	46.7%
3PT%	0-4	0.0%
FT%	11-16	68.8%
GM FG%	27-62	43.5%
3PT%	1-13	7.7%
FT%	19-25	76.0%

Dead Ball Rebounds: 3, 0

Technical Fouls: Couisnard 2nd 16:36

Vanderbilt - 83

Record: 11-20 (3-15)

NO.	Name	F	Min	FG			3P			FT			Rebounds			Fouls		TP	AS	TO	ST	Blocks		+/-
				M-A	M-A	M-A	OR	DR	TOT	PF	FD	BS	BA											
1	Dylan Disu	F	28:33	5-11	2-7	2-4	2	4	6	4	3	14	3	3	1	2	0	3	3	1	2	0	3	
0	Saben Lee	G	34:14	7-16	0-5	5-9	1	3	4	3	6	19	4	2	4	1	2	9	4	2	4	1	2	9
2	Scotty Pippen Jr.	G	22:07	3-6	0-1	15-16	0	1	1	4	9	21	4	6	3	0	1	11	4	6	3	0	1	11
3	Maxwell Evans	G	37:29	6-12	3-8	5-5	3	1	4	0	3	20	1	0	0	0	2	11	1	0	0	0	2	11
11	Braelee Albert	G	22:33	1-2	1-2	0-0	0	4	4	4	4	3	1	0	0	0	0	2	1	0	0	0	2	
21	Jon Jossell		04:29	0-0	0-0	0-0	0	0	0	0	0	0	0	0	0	0	0	-3	0	0	0	0	0	-3
50	Ejike Obinna		21:14	0-0	0-0	2-2	3	9	12	2	2	2	0	2	1	0	0	11	0	2	1	0	0	11
4	Jordan Wright		17:12	1-4	0-1	2-4	0	2	2	3	2	4	0	1	0	1	4	4	0	1	0	1	1	4
55	Oton Jankovic		02:39	0-1	0-0	0-0	0	0	0	1	0	0	0	1	0	0	0	0	0	1	0	0	0	0
14	Isaiah Rice		09:30	0-2	0-1	0-0	1	0	1	2	0	0	0	0	0	0	0	-3	0	0	0	0	0	-3
Team							2	0	2			0			0									
Totals				23-54	6-25	31-40	12	24	36	23	29	83	13	15	9	4	6	9						

Shooting By Period		
1st FG%	8-25	32.0%
3PT%	3-14	21.4%
FT%	14-17	82.4%
2nd FG%	15-29	51.7%
3PT%	3-11	27.3%
FT%	17-23	73.9%
GM FG%	23-54	42.6%
3PT%	6-25	24.0%
FT%	31-40	77.5%

Dead Ball Rebounds: 4, 0

Technical Fouls: Lee 2nd 16:36

	SCa	VAN
Biggest lead	10 (1 st 2:59)	11 (2 nd 4:55)
Best Scoring Run	9 (1 st 8:07)	9 (1 st 1:08)
Lead Changes	6	
Times Tied	6	
Time with Lead	14:39	22:13

	SCa	VAN
Points from		
Turnovers	12	20
Paint	50	30
Second Chance	12	11
Fast Breaks	12	14
Bench	24	6

Period by Period Scoring			
	1st	2nd	TOT
SCa	35	39	74
VAN	33	50	83



Period 1

Quarter Starters:

VAN	0 Lee S	1 Disu D	2 Pippen Jr. S	3 Evans M	11 Albert B
SCa	0 Lawson A	5 Couisnard J	20 Frink A	21 Kotsar M	24 Bryant K

Game Time	VAN	Score	Diff	SCa
20:00	1 DISU D jumpball won			21 KOTSAR M jumpball lost
19:47	0 LEE S 2pt FG in the paint, layup made (2)	2-0	2	
19:47	1 DISU D assist (1)			
19:26				21 KOTSAR M 2pt FG outside the paint, jump shot missed
19:22	0 LEE S defensive rebound (1)			
19:17	2 PIPPEN JR. S foul offensive (1 - 1)			0 LAWSON A foul drawn (1)
19:17	2 PIPPEN JR. S turnover offensive (1)			
19:05				0 LAWSON A turnover bad pass (1)
18:38	1 DISU D 3pt FG , jump shot missed			
18:36				5 COUISNARD J defensive rebound (1)
18:31		2-2	0	5 COUISNARD J 2pt FG in the paint, jump shot made (2)
18:04	3 EVANS M 2pt FG in the paint, layup made (2)	4-2	2	
18:04	1 DISU D assist (2)			
17:47		4-5	-1	5 COUISNARD J 3pt FG , jump shot made (5)
17:47				20 FRINK A assist (1)
17:30	0 LEE S 3pt FG , jump shot missed			
17:28				0 LAWSON A defensive rebound (1)
17:24				0 LAWSON A 2pt FG in the paint, layup blocked
17:24	0 LEE S block (1)			
17:19	1 DISU D defensive rebound (1)			
17:19	1 DISU D foul offensive (1 - 2)			20 FRINK A foul drawn (1)
17:19	1 DISU D turnover offensive (1)			
17:13				20 FRINK A turnover lost ball (1)
17:07	2 PIPPEN JR. S foul drawn (1)			24 BRYANT K foul shooting (1 - 1)
17:07	2 PIPPEN JR. S free throw fast break 1 - 2 made (1)	5-5	0	
17:07				0 LAWSON A substitution out
17:07				12 HANNIBAL T substitution in
17:07	2 PIPPEN JR. S free throw fast break 2 - 2 made (2)	6-5	1	
16:54	2 PIPPEN JR. S steal (1)			21 KOTSAR M turnover bad pass (1)
16:38	3 EVANS M 3pt FG , jump shot made (5)	9-5	4	
16:38	1 DISU D assist (3)			
16:26		9-7	2	24 BRYANT K 2pt FG fast break in the paint, driving layup made (2)
16:15	2 PIPPEN JR. S foul drawn (2)			12 HANNIBAL T foul personal (1 - 2)
16:14	2 PIPPEN JR. S turnover bad pass (2)			21 KOTSAR M steal (1)
16:07		9-9	0	5 COUISNARD J 2pt FG in the paint, jump shot made (7)
15:49	3 EVANS M 2pt FG in the paint, layup blocked			
15:49				24 BRYANT K block (1)
15:49	3 EVANS M offensive rebound (1)			
15:49	Timeout media			
15:36	2 PIPPEN JR. S foul drawn (3)			21 KOTSAR M foul shooting (1 - 3)
15:36	2 PIPPEN JR. S free throw 1 - 2 made (3)	10-9	1	
15:36	11 ALBERT B substitution out			



South Carolina at Vanderbilt

03/07/20 Memorial Gymnasium, Nashville
2019-20 Men's Basketball

Game Time: 11:30 AM
Game Duration: 2:12
Attendance: 10,852

Officials: Pat Adams, Rob Rorke, Brian Shey

Game Time	VAN	Score	Diff	SCa
15:36	50 OBINNA E substitution in			
15:36				21 KOTSAR M substitution out
15:36				4 MCCREARY J substitution in
15:36	2 PIPPEN JR. S free throw 2 - 2 made (4)	11-9	2	
15:36	2 PIPPEN JR. S substitution out			
15:36	21 JOSSELL J substitution in			
15:33				12 HANNIBAL T substitution out
15:33				0 LAWSON A substitution in
15:13				5 COUISNARD J 3pt FG , jump shot missed
15:11				4 MCCREARY J offensive rebound (1)
15:09		11-11	0	4 MCCREARY J 2pt FG in the paint, layup made (2)
14:39	50 OBINNA E turnover lost ball (1)			5 COUISNARD J steal (1)
14:31	1 DISU D steal (1)			5 COUISNARD J turnover bad pass (1)
14:28	1 DISU D turnover bad pass (2)			0 LAWSON A steal (1)
14:24	1 DISU D foul drawn (1)			0 LAWSON A foul offensive (1 - 4)
14:24				0 LAWSON A turnover offensive (2)
14:09	0 LEE S foul drawn (1)			20 FRINK A foul personal (1 - 5)
14:09	3 EVANS M substitution out			
14:09	4 WRIGHT J substitution in			
14:09				5 COUISNARD J substitution out
14:09				20 FRINK A substitution out
14:09				21 KOTSAR M substitution in
14:09				52 BOLDEN J substitution in
13:58	1 DISU D 3pt FG , jump shot missed			
13:56				4 MCCREARY J defensive rebound (2)
13:44	4 WRIGHT J foul shooting (1 - 3)			24 BRYANT K foul drawn (1)
13:44		11-12	-1	24 BRYANT K free throw 1 - 2 made (3)
13:44		11-13	-2	24 BRYANT K free throw 2 - 2 made (4)
13:44				24 BRYANT K substitution out
13:44				12 HANNIBAL T substitution in
13:17	1 DISU D 3pt FG , jump shot missed			
13:14				0 LAWSON A defensive rebound (2)
13:02				0 LAWSON A 3pt FG , jump shot missed
13:02				offensive dead ball rebound (1)
13:02	jump ball situation			
13:02	0 LEE S substitution out			
13:02	1 DISU D substitution out			
13:02	2 PIPPEN JR. S substitution in			
13:02	55 JANKOVIC O substitution in			
12:55				4 MCCREARY J 2pt FG in the paint, jump shot missed
12:53	50 OBINNA E defensive rebound (1)			
12:43	55 JANKOVIC O foul offensive (1 - 4)			21 KOTSAR M foul drawn (1)
12:43	55 JANKOVIC O turnover offensive (1)			
12:30	2 PIPPEN JR. S steal (2)			52 BOLDEN J turnover lost ball (1)
12:25	55 JANKOVIC O 2pt FG in the paint, layup missed			
12:24	50 OBINNA E offensive rebound (2)			
12:24	50 OBINNA E foul drawn (1)			4 MCCREARY J foul personal (1 - 6)
12:24				0 LAWSON A substitution out
12:24				5 COUISNARD J substitution in



South Carolina at Vanderbilt

03/07/20 Memorial Gymnasium, Nashville
2019-20 Men's Basketball

Officials: Pat Adams, Rob Rorke, Brian Shey

Game Time	VAN	Score	Diff	SCa
12:05	4 WRIGHT J 2pt FG in the paint, layup missed			
12:02				21 KOTSAR M defensive rebound (1)
11:59				52 BOLDEN J 3pt FG , jump shot missed
11:56	50 OBINNA E defensive rebound (3)			
11:42	2 PIPPEN JR. S 3pt FG , jump shot missed			
11:38	50 OBINNA E offensive rebound (4)			
11:38	jump ball situation			
11:38	Timeout media			
11:38	4 WRIGHT J substitution out			
11:38	21 JOSSELL J substitution out			
11:38	0 LEE S substitution in			
11:38	3 EVANS M substitution in			
11:38				4 MCCREARY J substitution out
11:38				15 LEVEQUE W substitution in
11:27	50 OBINNA E foul offensive (1 - 5)			21 KOTSAR M foul drawn (2)
11:27	50 OBINNA E turnover offensive (2)			
11:10	2 PIPPEN JR. S foul personal (2 - 6)			12 HANNIBAL T foul drawn (1)
11:10	2 PIPPEN JR. S substitution out			
11:10	14 RICE I substitution in			
10:56				21 KOTSAR M 2pt FG outside the paint, jump shot missed
10:53	50 OBINNA E defensive rebound (5)			
10:27	0 LEE S 3pt FG , jump shot missed			
10:25				21 KOTSAR M defensive rebound (2)
10:23				12 HANNIBAL T substitution out
10:23				15 LEVEQUE W substitution out
10:23				52 BOLDEN J substitution out
10:23				0 LAWSON A substitution in
10:23				20 FRINK A substitution in
10:23				24 BRYANT K substitution in
10:23	55 JANKOVIC O substitution out			
10:23	11 ALBERT B substitution in			
10:14				20 FRINK A 2pt FG in the paint, layup missed
10:12	0 LEE S defensive rebound (2)			
10:10	3 EVANS M 2pt FG fast break in the paint, layup made (7)	13-13	0	
10:10	0 LEE S assist (1)			
10:10	3 EVANS M foul drawn (1)			5 COUISNARD J foul shooting (1 - 7)
10:10	3 EVANS M free throw fast break 1 - 1 made (8)	14-13	1	
10:01				5 COUISNARD J 3pt FG , jump shot missed
09:59				20 FRINK A offensive rebound (1)
09:59		14-15	-1	20 FRINK A 2pt FG in the paint, layup made (2)
09:59	50 OBINNA E foul shooting (2 - 7)			20 FRINK A foul drawn (2)
09:59	50 OBINNA E substitution out			
09:59	1 DISU D substitution in			
09:59		14-16	-2	20 FRINK A free throw 1 - 1 made (3)
09:38	14 RICE I 3pt FG , jump shot missed			
09:36				defensive rebound (9)
09:17		14-18	-4	21 KOTSAR M 2pt FG in the paint, dunk, made (2)
08:50	0 LEE S 3pt FG , jump shot missed			
08:47				0 LAWSON A defensive rebound (3)



South Carolina at Vanderbilt

03/07/20 Memorial Gymnasium, Nashville
2019-20 Men's Basketball

Game Time: 11:30 AM
Game Duration: 2:12
Attendance: 10,852

Officials: Pat Adams, Rob Rorke, Brian Shey

Game Time	VAN	Score	Diff	SCa
08:42	14 RICE I foul personal (1 - 8)			0 LAWSON A foul drawn (2)
08:42				5 COUISNARD J substitution out
08:42				21 KOTSAR M substitution out
08:42				10 MINAYA J substitution in
08:42				12 HANNIBAL T substitution in
08:42		14-19	-5	0 LAWSON A 1&1 free throw 1 made (1)
08:42		14-20	-6	0 LAWSON A 1&1 free throw 2 made (2)
08:16	0 LEE S 2pt FG in the paint, jump shot missed			
08:12				10 MINAYA J defensive rebound (1)
08:07		14-22	-8	12 HANNIBAL T 2pt FG in the paint, driving layup made (2)
08:06	Timeout 30 Sec			
08:06	Timeout media			
08:06	14 RICE I substitution out			
08:06	4 WRIGHT J substitution in			
07:50	1 DISU D 2pt FG outside the paint, jump shot made (2)	16-22	-6	
07:34	11 ALBERT B foul personal (1 - 9)			10 MINAYA J foul drawn (1)
07:34				12 HANNIBAL T substitution out
07:34				20 FRINK A substitution out
07:34				5 COUISNARD J substitution in
07:34				21 KOTSAR M substitution in
07:34		16-23	-7	10 MINAYA J 1&1 free throw 1 made (1)
07:34		16-24	-8	10 MINAYA J 1&1 free throw 2 made (2)
07:09	3 EVANS M foul drawn (2)			10 MINAYA J foul shooting (1 - 8)
07:09	3 EVANS M free throw 1 - 2 made (9)	17-24	-7	
07:09				0 LAWSON A substitution out
07:09				52 BOLDEN J substitution in
07:09	3 EVANS M free throw 2 - 2 made (10)	18-24	-6	
06:59		18-26	-8	24 BRYANT K 2pt FG fast break in the paint, driving layup made (6)
06:59				21 KOTSAR M assist (1)
06:49	0 LEE S foul drawn (2)			52 BOLDEN J foul shooting (1 - 9)
06:49	0 LEE S free throw 1 - 2 missed			
06:49	offensive dead ball rebound (1)			
06:49	0 LEE S free throw 2 - 2 made (3)	19-26	-7	
06:31		19-28	-9	10 MINAYA J 2pt FG in the paint, layup made (4)
06:31				21 KOTSAR M assist (2)
06:14	0 LEE S 2pt FG in the paint, jump shot missed			
06:12				10 MINAYA J defensive rebound (2)
06:01				5 COUISNARD J 3pt FG , jump shot missed
06:00	4 WRIGHT J defensive rebound (1)			
06:00	4 WRIGHT J foul drawn (1)			10 MINAYA J foul personal (2 - 10)
06:00	4 WRIGHT J free throw 1 - 2 made (1)	20-28	-8	
06:00				10 MINAYA J substitution out
06:00				20 FRINK A substitution in
06:00	4 WRIGHT J free throw 2 - 2 made (2)	21-28	-7	
05:45				21 KOTSAR M 2pt FG in the paint, jump shot missed
05:42	11 ALBERT B defensive rebound (1)			
05:17	3 EVANS M 3pt FG , jump shot missed			
05:15				24 BRYANT K defensive rebound (1)



South Carolina at Vanderbilt

03/07/20 Memorial Gymnasium, Nashville
2019-20 Men's Basketball

Game Time: 11:30 AM
Game Duration: 2:12
Attendance: 10,852

Officials: Pat Adams, Rob Rorke, Brian Shey

Game Time	VAN	Score	Diff	SCa
05:06		21-30	-9	20 FRINK A 2pt FG in the paint, layup made (5)
05:06				21 KOTSAR M assist (3)
04:38	3 EVANS M foul drawn (3)			24 BRYANT K foul personal (2 - 11)
04:38	3 EVANS M free throw 1 - 2 made (11)	22-30	-8	
04:38				24 BRYANT K substitution out
04:38				0 LAWSON A substitution in
04:38	3 EVANS M free throw 2 - 2 made (12)	23-30	-7	
04:25				52 BOLDEN J 3pt FG , jump shot missed
04:24				offensive rebound (14)
04:17	11 ALBERT B foul drawn (1)			0 LAWSON A foul offensive (2 - 12)
04:17				0 LAWSON A turnover offensive (3)
04:17	11 ALBERT B substitution out			
04:17	50 OBINNA E substitution in			
04:17				0 LAWSON A substitution out
04:17				12 HANNIBAL T substitution in
04:02	0 LEE S foul drawn (3)			5 COUISNARD J foul shooting (2 - 13)
04:02	0 LEE S free throw 1 - 2 made (4)	24-30	-6	
04:02	0 LEE S free throw 2 - 2 missed			
04:01				20 FRINK A defensive rebound (2)
03:52				5 COUISNARD J 3pt FG , jump shot missed
03:50				20 FRINK A offensive rebound (3)
03:48				20 FRINK A 2pt FG in the paint, jump shot missed
03:45				20 FRINK A offensive rebound (4)
03:45	jump ball situation			
03:45	Timeout media			
03:45				20 FRINK A substitution out
03:45				10 MINAYA J substitution in
03:35				5 COUISNARD J 2pt FG in the paint, jump shot missed
03:31				5 COUISNARD J offensive rebound (2)
03:31		24-32	-8	5 COUISNARD J 2pt FG in the paint, layup made (9)
03:16	0 LEE S turnover bad pass (1)			
02:59		24-34	-10	21 KOTSAR M 2pt FG outside the paint, jump shot made (4)
02:45	1 DISU D 3pt FG , jump shot made (5)	27-34	-7	
02:45	0 LEE S assist (2)			
02:29				21 KOTSAR M 2pt FG outside the paint, jump shot missed
02:26	50 OBINNA E defensive rebound (6)			
02:14	1 DISU D 3pt FG , jump shot missed			
02:11	1 DISU D offensive rebound (2)			
02:11	1 DISU D 2pt FG in the paint, layup made (7)	29-34	-5	
01:51				5 COUISNARD J 3pt FG , jump shot missed
01:49	1 DISU D defensive rebound (3)			
01:43	3 EVANS M 3pt FG fast break, jump shot made (15)	32-34	-2	
01:43	0 LEE S assist (3)			
01:42				Timeout 30 Sec
01:42				10 MINAYA J substitution out
01:42				20 FRINK A substitution in
01:34				12 HANNIBAL T 2pt FG in the paint, jump shot blocked
01:34	4 WRIGHT J block (1)			
01:34				offensive rebound (19)



South Carolina at Vanderbilt

03/07/20 Memorial Gymnasium, Nashville
2019-20 Men's Basketball

Game Time: 11:30 AM

Game Duration: 2:12

Attendance: 10,852

Officials: Pat Adams, Rob Rorke, Brian Shey

Game Time	VAN	Score	Diff	SCa
01:21	0 LEE S steal (1)			20 FRINK A turnover lost ball (2)
01:08	0 LEE S foul drawn (4)			20 FRINK A foul personal (2 - 14)
01:08	0 LEE S free throw 1 - 2 made (5)	33-34	-1	
01:08				20 FRINK A substitution out
01:08				4 MCCREARY J substitution in
01:08	0 LEE S free throw 2 - 2 missed			
01:08				4 MCCREARY J defensive rebound (3)
01:08	4 WRIGHT J foul personal (2 - 10)			4 MCCREARY J foul drawn (1)
01:08		33-35	-2	4 MCCREARY J free throw 1 - 2 made (3)
01:08				4 MCCREARY J free throw 2 - 2 missed
01:07	50 OBINNA E defensive rebound (7)			
00:47	0 LEE S 2pt FG in the paint, layup missed			
00:45	0 LEE S offensive rebound (3)			
00:45				5 COUISNARD J substitution out
00:45				0 LAWSON A substitution in
00:39	3 EVANS M 3pt FG , jump shot missed			
00:37				12 HANNIBAL T defensive rebound (1)
00:25				21 KOTSAR M 2pt FG in the paint, jump shot missed
00:22	50 OBINNA E defensive rebound (8)			
00:02	0 LEE S turnover lost ball (2)			12 HANNIBAL T steal (1)
END OF PERIOD				
VAN 33-35 SCa				



Officials: Pat Adams, Rob Rorke, Brian Shey

South Carolina - 35

NO.	Name	F	Min	FG			Rebounds			Fouls		TP	AS	TO	ST	Blocks		+/-
				M-A	M-A	M-A	OR	DR	TOT	PF	FD					BS	BA	
20	Alanzo Frink	F	11:29	2-4	0-0	1-1	3	1	4	2	2	5	1	2	0	0	0	1
21	Maik Kotsar	F	17:25	2-7	0-0	0-0	0	2	2	1	2	4	3	1	1	0	0	-1
24	Keyshawn Bryant	F	12:01	2-2	0-0	2-2	0	1	1	2	1	6	0	0	0	1	0	8
0	A.J. Lawson	G	10:22	0-2	0-1	2-2	0	3	3	2	2	2	0	3	1	0	1	8
5	Jermaine Couisnard	G	16:22	4-10	1-6	0-0	1	1	2	2	0	9	0	1	1	0	0	-2
12	Trae Hannibal		10:20	1-2	0-0	0-0	0	1	1	1	1	2	0	0	1	0	1	-5
4	Jalyn McCreary		05:06	1-2	0-0	1-2	1	2	3	1	1	3	0	0	0	0	0	4
52	Jair Bolden		10:55	0-2	0-2	0-0	0	0	0	1	0	0	0	1	0	0	0	-3
15	Wildens Leveque		01:15	0-0	0-0	0-0	0	0	0	0	0	0	0	0	0	0	0	0
10	Justin Minaya		04:45	1-1	0-0	2-2	0	2	2	2	1	4	0	0	0	0	0	0
Team							2	1	3			0		0				
Totals				13-32	1-9	8-9	7	14	21	14	10	35	4	8	4	1	2	2

Shooting By Period		
1st FG%	13-32	40.6%
3PT%	1-9	11.1%
FT%	8-9	88.9%
GM FG%	13-32	40.6%
3PT%	1-9	11.1%
FT%	8-9	88.9%

Dead Ball Rebounds: 1, 0

Technical Fouls::NONE

Vanderbilt - 33

NO.	Name	F	Min	FG			Rebounds			Fouls		TP	AS	TO	ST	Blocks		+/-
				M-A	M-A	M-A	OR	DR	TOT	PF	FD					BS	BA	
1	Dylan Disu	F	16:57	3-7	1-5	0-0	1	2	3	1	1	7	3	2	1	0	0	-3
0	Saben Lee	G	18:36	1-7	0-3	3-6	1	2	3	0	4	5	3	2	1	1	0	-2
2	Scotty Pippen Jr.	G	06:16	0-1	0-1	4-4	0	0	0	2	3	4	0	2	2	0	0	2
3	Maxwell Evans	G	17:29	4-7	2-4	5-5	1	0	1	0	3	15	0	0	0	0	1	0
11	Braelee Albert	G	10:30	0-0	0-0	0-0	0	1	1	1	1	0	0	0	0	0	0	-4
21	Jon Jossell		03:58	0-0	0-0	0-0	0	0	0	0	0	0	0	0	0	0	0	-4
50	Ejike Obinna		09:54	0-0	0-0	0-0	2	6	8	2	1	0	0	2	0	0	0	3
4	Jordan Wright		10:37	0-1	0-0	2-2	0	1	1	2	1	2	0	0	0	1	0	4
55	Oton Jankovic		02:39	0-1	0-0	0-0	0	0	0	1	0	0	0	1	0	0	0	0
14	Isaiah Rice		03:04	0-1	0-1	0-0	0	0	0	1	0	0	0	0	0	0	0	-6
Team							0	0	0			0		0				
Totals				8-25	3-14	14-17	5	12	17	10	14	33	6	9	4	2	1	-2

Shooting By Period		
1st FG%	8-25	32.0%
3PT%	3-14	21.4%
FT%	14-17	82.4%
GM FG%	8-25	32.0%
3PT%	3-14	21.4%
FT%	14-17	82.4%

Dead Ball Rebounds: 1, 0

Technical Fouls::NONE

	SCa	VAN	Points from		Period by Period Scoring		
Biggest lead	10 (1 st 2:59)	4 (1 st 16:38)	Turnovers	4	7	1st	TOT
Best Scoring Run	9(1 st 8:07)	9(1 st 1:08)	Paint	22	8	SCa	35
Lead Changes	5		Second Chance	7	4	VAN	33
Times Tied	5		Fast Breaks	4	8		
Time with Lead	14:13	03:11	Bench	9	2		



South Carolina at Vanderbilt

03/07/20 Memorial Gymnasium, Nashville
2019-20 Men's Basketball

Game Time: 11:30 AM
Game Duration: 2:12
Attendance: 10,852

Officials: Pat Adams, Rob Rorke, Brian Shey

Period 2

Quarter Starters:

VAN	0 Lee S	1 Disu D	2 Phippen Jr. S	3 Evans M	11 Albert B
SCa	0 Lawson A	5 Couisnard J	20 Frink A	21 Kotsar M	24 Bryant K

Game Time	VAN	Score	Diff	SCa
20:00	4 WRIGHT J substitution out			
20:00	50 OBINNA E substitution out			
20:00	2 PIPPEN JR. S substitution in			
20:00	11 ALBERT B substitution in			
20:00				4 MCCREARY J substitution out
20:00				12 HANNIBAL T substitution out
20:00				52 BOLDEN J substitution out
20:00				5 COUISNARD J substitution in
20:00				20 FRINK A substitution in
20:00				24 BRYANT K substitution in
19:34	0 LEE S 2pt FG in the paint, driving layup made (7)	35-35	0	
19:34	11 ALBERT B assist (1)			
19:23				21 KOTSAR M turnover bad pass (2)
19:02	1 DISU D 3pt FG , jump shot made (10)	38-35	3	
19:02	0 LEE S assist (4)			
18:51		38-37	1	5 COUISNARD J 2pt FG in the paint, driving layup made (11)
18:24	3 EVANS M 3pt FG , jump shot made (18)	41-37	4	
18:24	2 PIPPEN JR. S assist (1)			
18:04	0 LEE S foul shooting (1 - 1)			20 FRINK A foul drawn (3)
18:04		41-38	3	20 FRINK A free throw 1 - 2 made (6)
18:04		41-39	2	20 FRINK A free throw 2 - 2 made (7)
17:57	0 LEE S 2pt FG fast break in the paint, alleyoop made (9)	43-39	4	
17:57	2 PIPPEN JR. S assist (2)			
17:41		43-41	2	5 COUISNARD J 2pt FG in the paint, layup made (13)
17:41				20 FRINK A assist (2)
17:24	11 ALBERT B 3pt FG , jump shot made (3)	46-41	5	
17:24	2 PIPPEN JR. S assist (3)			
17:12	11 ALBERT B foul drawn (2)			21 KOTSAR M foul offensive (2 - 1)
17:12				21 KOTSAR M turnover offensive (3)
17:12				21 KOTSAR M substitution out
17:12				4 MCCREARY J substitution in
16:56	2 PIPPEN JR. S 2pt FG outside the paint, jump shot made (6)	48-41	7	
16:38				20 FRINK A 2pt FG in the paint, layup missed
16:36				20 FRINK A offensive rebound (5)
16:36	1 DISU D foul personal (2 - 2)			20 FRINK A foul drawn (4)
16:36	0 LEE S foul double technical (2 - 3)			
16:36				5 COUISNARD J foul double technical (3 - 2)
16:22	0 LEE S foul shooting (3 - 4)			20 FRINK A foul drawn (5)
16:22		48-42	6	20 FRINK A free throw 1 - 2 made (8)
16:22	0 LEE S substitution out			
16:22	4 WRIGHT J substitution in			
16:22				0 LAWSON A substitution out
16:22				52 BOLDEN J substitution in



South Carolina at Vanderbilt

03/07/20 Memorial Gymnasium, Nashville
2019-20 Men's Basketball

Game Time: 11:30 AM
Game Duration: 2:12
Attendance: 10,852

Officials: Pat Adams, Rob Rorke, Brian Shey

Game Time	VAN	Score	Diff	SCa
16:22				20 FRINK A free throw 2 - 2 missed
16:21	11 ALBERT B defensive rebound (2)			
16:02	2 PIPPEN JR. S foul drawn (4)			52 BOLDEN J foul shooting (2 - 3)
16:02	2 PIPPEN JR. S free throw 1 - 2 made (7)	49-42	7	
16:02	2 PIPPEN JR. S free throw 2 - 2 made (8)	50-42	8	
15:48		50-44	6	4 MCCREARY J 2pt FG in the paint, driving layup made (5)
15:48	1 DISU D foul shooting (3 - 5)			4 MCCREARY J foul drawn (2)
15:48	Timeout media			
15:48	1 DISU D substitution out			
15:48	50 OBINNA E substitution in			
15:48				4 MCCREARY J free throw 1 - 1 missed
15:48	11 ALBERT B defensive rebound (3)			
15:48	11 ALBERT B foul drawn (3)			24 BRYANT K foul personal (3 - 4)
15:31	4 WRIGHT J 2pt FG in the paint, jump shot blocked			
15:31				24 BRYANT K block (2)
15:30				defensive rebound (23)
15:03				52 BOLDEN J 3pt FG , jump shot missed
14:57				24 BRYANT K offensive rebound (2)
14:57				24 BRYANT K 2pt FG in the paint, dunk, missed
14:55	2 PIPPEN JR. S defensive rebound (1)			
14:51	4 WRIGHT J foul drawn (2)			4 MCCREARY J foul shooting (2 - 5)
14:51	4 WRIGHT J free throw fast break 1 - 2 missed			
14:51	offensive dead ball rebound (2)			
14:51				4 MCCREARY J substitution out
14:51				52 BOLDEN J substitution out
14:51				10 MINAYA J substitution in
14:51				12 HANNIBAL T substitution in
14:51	4 WRIGHT J free throw fast break 2 - 2 missed			
14:50				20 FRINK A defensive rebound (6)
14:43	11 ALBERT B foul drawn (4)			5 COUISNARD J foul offensive (4 - 6)
14:43				5 COUISNARD J turnover offensive (2)
14:43				5 COUISNARD J substitution out
14:43				0 LAWSON A substitution in
14:35	2 PIPPEN JR. S turnover bad pass (3)			10 MINAYA J steal (1)
14:31		50-46	4	10 MINAYA J 2pt FG fast break in the paint, dunk, made (6)
14:17	2 PIPPEN JR. S foul drawn (5)			20 FRINK A foul shooting (3 - 7)
14:17	2 PIPPEN JR. S free throw 1 - 2 made (9)	51-46	5	
14:17				20 FRINK A substitution out
14:17				21 KOTSAR M substitution in
14:17	11 ALBERT B substitution out			
14:17	14 RICE I substitution in			
14:17	2 PIPPEN JR. S free throw 2 - 2 made (10)	52-46	6	
14:08	14 RICE I foul personal (2 - 6)			21 KOTSAR M foul drawn (3)
14:01		52-48	4	21 KOTSAR M 2pt FG in the paint, hook shot made (6)
14:01				0 LAWSON A assist (1)
13:36	2 PIPPEN JR. S 2pt FG in the paint, layup blocked			
13:36				21 KOTSAR M block (1)
13:32	50 OBINNA E offensive rebound (9)			
13:27	2 PIPPEN JR. S 2pt FG in the paint, layup made (12)	54-48	6	



South Carolina at Vanderbilt

03/07/20 Memorial Gymnasium, Nashville
2019-20 Men's Basketball

Game Time: 11:30 AM
Game Duration: 2:12
Attendance: 10,852

Officials: Pat Adams, Rob Rorke, Brian Shey

Game Time	VAN	Score	Diff	SCa
13:27	3 EVANS M assist (1)			
13:19				10 MINAYA J turnover lost ball (1)
13:13	3 EVANS M 3pt FG , jump shot blocked			
13:13				10 MINAYA J block (1)
13:09	offensive rebound (22)			
13:05	4 WRIGHT J 2pt FG in the paint, jump shot made (4)	56-48	8	
12:57				0 LAWSON A 2pt FG in the paint, driving layup missed
12:54				10 MINAYA J offensive rebound (3)
12:50				0 LAWSON A 3pt FG , jump shot missed
12:46				24 BRYANT K offensive rebound (3)
12:46				24 BRYANT K 2pt FG in the paint, layup missed
12:45	4 WRIGHT J defensive rebound (2)			
12:39	2 PIPPEN JR. S turnover bad pass (4)			24 BRYANT K steal (1)
12:33		56-50	6	10 MINAYA J 2pt FG fast break in the paint, driving layup made (8)
12:33				12 HANNIBAL T assist (1)
12:07	2 PIPPEN JR. S turnover bad pass (5)			12 HANNIBAL T steal (2)
12:04	2 PIPPEN JR. S steal (3)			0 LAWSON A turnover lost ball (4)
12:00	3 EVANS M 3pt FG , jump shot missed			
12:00	offensive rebound (24)			
12:00	Timeout media			
12:00	2 PIPPEN JR. S substitution out			
12:00	0 LEE S substitution in			
12:00				24 BRYANT K substitution out
12:00				52 BOLDEN J substitution in
11:41	14 RICE I 2pt FG in the paint, jump shot missed			
11:38				21 KOTSAR M defensive rebound (3)
11:10				21 KOTSAR M 2pt FG in the paint, jump shot missed
11:04				0 LAWSON A offensive rebound (4)
11:04		56-52	4	0 LAWSON A 2pt FG in the paint, dunk, made (4)
10:51	4 WRIGHT J 3pt FG , jump shot missed			
10:48	3 EVANS M offensive rebound (2)			
10:45	0 LEE S 2pt FG outside the paint, jump shot blocked			
10:45				21 KOTSAR M block (2)
10:40	14 RICE I offensive rebound (1)			
10:32	0 LEE S 2pt FG in the paint, jump shot made (11)	58-52	6	
10:11				52 BOLDEN J 2pt FG outside the paint, step back jump shot missed
10:08	50 OBINNA E defensive rebound (10)			
09:47	4 WRIGHT J foul offensive (3 - 7)			21 KOTSAR M foul drawn (4)
09:47	4 WRIGHT J turnover offensive (1)			
09:47	4 WRIGHT J substitution out			
09:47	11 ALBERT B substitution in			
09:47				52 BOLDEN J substitution out
09:47				1 MOSS T substitution in
09:34	0 LEE S steal (2)			1 MOSS T turnover lost ball (1)
09:30	0 LEE S 2pt FG fast break in the paint, driving layup made (13)	60-52	8	
09:20				0 LAWSON A 2pt FG in the paint, driving layup missed
09:18	3 EVANS M defensive rebound (3)			
09:14	0 LEE S 2pt FG fast break in the paint, driving layup made (15)	62-52	10	



South Carolina at Vanderbilt

03/07/20 Memorial Gymnasium, Nashville
2019-20 Men's Basketball

Game Time: 11:30 AM

Game Duration: 2:12

Attendance: 10,852

Officials: Pat Adams, Rob Rorke, Brian Shey

Game Time	VAN	Score	Diff	SCA
09:13				Timeout 30 Sec
09:13				0 LAWSON A substitution out
09:13				1 MOSS T substitution out
09:13				24 BRYANT K substitution in
09:13				52 BOLDEN J substitution in
08:58		62-54	8	24 BRYANT K 2pt FG in the paint, jump shot made (8)
08:58				12 HANNIBAL T assist (2)
08:44	0 LEE S foul drawn (5)			12 HANNIBAL T foul personal (2 - 8)
08:44	0 LEE S 1&1 free throw 1 missed			
08:43				24 BRYANT K defensive rebound (4)
08:39				12 HANNIBAL T turnover bad pass (1)
08:22	3 EVANS M 3pt FG , jump shot missed			
08:19				12 HANNIBAL T defensive rebound (2)
08:09	50 OBINNA E steal (1)			12 HANNIBAL T turnover lost ball (2)
07:51	50 OBINNA E foul drawn (2)			12 HANNIBAL T foul shooting (3 - 9)
07:51				Timeout media
07:51	11 ALBERT B substitution out			
07:51	14 RICE I substitution out			
07:51	1 DISU D substitution in			
07:51	2 PIPPEN JR. S substitution in			
07:51				12 HANNIBAL T substitution out
07:51				52 BOLDEN J substitution out
07:51				0 LAWSON A substitution in
07:51				5 COUISNARD J substitution in
07:51	50 OBINNA E free throw 1 - 2 made (1)	63-54	9	
07:51	50 OBINNA E free throw 2 - 2 made (2)	64-54	10	
07:39				5 COUISNARD J 2pt FG in the paint, layup blocked
07:39	1 DISU D block (1)			
07:35	50 OBINNA E defensive rebound (11)			
07:22	2 PIPPEN JR. S turnover bad pass (6)			
07:18		64-56	8	0 LAWSON A 2pt FG fast break in the paint, dunk, made (6)
07:18				21 KOTSAR M assist (4)
06:46	3 EVANS M 2pt FG in the paint, driving layup made (20)	66-56	10	
06:26				5 COUISNARD J 3pt FG , jump shot missed
06:23	1 DISU D defensive rebound (4)			
06:06	1 DISU D 2pt FG in the paint, hook shot missed			
06:04				10 MINAYA J defensive rebound (4)
06:03	0 LEE S steal (3)			10 MINAYA J turnover bad pass (2)
05:32	0 LEE S 3pt FG , jump shot blocked			
05:32				24 BRYANT K block (3)
05:29				21 KOTSAR M defensive rebound (4)
05:26				24 BRYANT K 2pt FG in the paint, driving layup blocked
05:26	1 DISU D block (2)			
05:24				0 LAWSON A offensive rebound (5)
05:24	1 DISU D foul shooting (4 - 8)			0 LAWSON A foul drawn (3)
05:24		66-57	9	0 LAWSON A free throw fast break 1 - 2 made (7)
05:24		66-58	8	0 LAWSON A free throw fast break 2 - 2 made (8)
05:12	0 LEE S 2pt FG in the paint, driving layup made (17)	68-58	10	
05:12	2 PIPPEN JR. S assist (4)			



South Carolina at Vanderbilt

03/07/20 Memorial Gymnasium, Nashville
2019-20 Men's Basketball

Game Time: 11:30 AM
Game Duration: 2:12
Attendance: 10,852

Officials: Pat Adams, Rob Rorke, Brian Shey

Game Time	VAN	Score	Diff	SCa
05:04				5 COUISNARD J 2pt FG in the paint, driving layup missed
05:01	50 OBINNA E defensive rebound (12)			
04:55	2 PIPPEN JR. S foul drawn (6)			21 KOTSAR M foul shooting (3 - 10)
04:55	2 PIPPEN JR. S free throw 1 - 2 missed			
04:55	offensive dead ball rebound (3)			
04:55				10 MINAYA J substitution out
04:55				20 FRINK A substitution in
04:55	2 PIPPEN JR. S free throw 2 - 2 made (13)	69-58	11	
04:55	50 OBINNA E substitution out			
04:55	11 ALBERT B substitution in			
04:39		69-60	9	21 KOTSAR M 2pt FG in the paint, driving layup made (8)
04:39				5 COUISNARD J assist (1)
04:12	2 PIPPEN JR. S 2pt FG in the paint, driving layup missed			
04:11	1 DISU D offensive rebound (5)			
04:11	1 DISU D foul drawn (2)			21 KOTSAR M foul personal (4 - 11)
04:11	1 DISU D free throw 1 - 2 made (11)	70-60	10	
04:11	1 DISU D free throw 2 - 2 missed			
04:10				21 KOTSAR M defensive rebound (5)
04:01				0 LAWSON A 3pt FG , jump shot missed
03:59	0 LEE S defensive rebound (4)			
03:32	0 LEE S 3pt FG , jump shot missed			
03:28	3 EVANS M offensive rebound (4)			
03:28	1 DISU D 3pt FG , jump shot missed			
03:26				24 BRYANT K defensive rebound (5)
03:26	11 ALBERT B foul personal (2 - 9)			24 BRYANT K foul drawn (2)
03:26	Timeout media			
03:26		70-61	9	24 BRYANT K 1&1 free throw 1 made (9)
03:26				5 COUISNARD J substitution out
03:26				21 KOTSAR M substitution out
03:26				10 MINAYA J substitution in
03:26				12 HANNIBAL T substitution in
03:26		70-62	8	24 BRYANT K 1&1 free throw 2 made (10)
02:58	11 ALBERT B 3pt FG , jump shot missed			
02:55				24 BRYANT K defensive rebound (6)
02:41		70-64	6	12 HANNIBAL T 2pt FG in the paint, jump shot made (4)
02:40				Timeout 30 Sec
02:38	1 DISU D turnover bad pass (3)			12 HANNIBAL T steal (3)
02:33		70-66	4	24 BRYANT K 2pt FG in the paint, layup made (12)
02:28	Timeout 30 Sec			
02:16	2 PIPPEN JR. S 2pt FG in the paint, driving layup made (15)	72-66	6	
02:04	2 PIPPEN JR. S foul personal (3 - 10)			12 HANNIBAL T foul drawn (2)
02:04		72-67	5	12 HANNIBAL T free throw 1 - 2 made (5)
02:04		72-68	4	12 HANNIBAL T free throw 2 - 2 made (6)
02:04				12 HANNIBAL T substitution out
02:04				20 FRINK A substitution out
02:04				5 COUISNARD J substitution in
02:04				21 KOTSAR M substitution in
01:51	2 PIPPEN JR. S foul drawn (7)			0 LAWSON A foul personal (3 - 12)
01:51	2 PIPPEN JR. S free throw 1 - 2 made (16)	73-68	5	



South Carolina at Vanderbilt

03/07/20 Memorial Gymnasium, Nashville
2019-20 Men's Basketball

Game Time: 11:30 AM
Game Duration: 2:12
Attendance: 10,852

Officials: Pat Adams, Rob Rorke, Brian Shey

Game Time	VAN	Score	Diff	SCa
01:51	1 DISU D substitution out			
01:51	50 OBINNA E substitution in			
01:51	2 PIPPEN JR. S free throw 2 - 2 made (17)	74-68	6	
01:40				21 KOTSAR M 2pt FG outside the paint, jump shot missed
01:37	11 ALBERT B defensive rebound (4)			
01:29	2 PIPPEN JR. S foul drawn (8)			5 COUISNARD J foul personal (5 - 13)
01:29				5 COUISNARD J substitution out
01:29				52 BOLDEN J substitution in
01:29				10 MINAYA J substitution out
01:29				12 HANNIBAL T substitution in
01:29	2 PIPPEN JR. S free throw 1 - 2 made (18)	75-68	7	
01:29	2 PIPPEN JR. S free throw 2 - 2 made (19)	76-68	8	
01:24	2 PIPPEN JR. S foul personal (4 - 11)			12 HANNIBAL T foul drawn (3)
01:24				12 HANNIBAL T free throw 1 - 2 missed
01:24				offensive dead ball rebound (2)
01:24	50 OBINNA E substitution out			
01:24	1 DISU D substitution in			
01:24		76-69	7	12 HANNIBAL T free throw 2 - 2 made (7)
00:55	1 DISU D 2pt FG in the paint, driving layup made (13)	78-69	9	
00:50		78-71	7	12 HANNIBAL T 2pt FG in the paint, driving layup made (9)
00:50	11 ALBERT B foul shooting (3 - 12)			12 HANNIBAL T foul drawn (4)
00:50				12 HANNIBAL T free throw 1 - 1 missed
00:49				24 BRYANT K offensive rebound (7)
00:48	11 ALBERT B foul shooting (4 - 13)			24 BRYANT K foul drawn (3)
00:48				24 BRYANT K free throw 1 - 2 missed
00:48				offensive dead ball rebound (3)
00:48		78-72	6	24 BRYANT K free throw 2 - 2 made (13)
00:47	1 DISU D foul drawn (3)			21 KOTSAR M foul personal (5 - 14)
00:47				21 KOTSAR M substitution out
00:47				4 MCCREARY J substitution in
00:47	1 DISU D free throw 1 - 2 missed			
00:47	offensive dead ball rebound (4)			
00:47	1 DISU D free throw 2 - 2 made (14)	79-72	7	
00:41		79-74	5	12 HANNIBAL T 2pt FG in the paint, driving layup made (11)
00:40	2 PIPPEN JR. S foul drawn (9)			0 LAWSON A foul personal (4 - 15)
00:40	2 PIPPEN JR. S free throw 1 - 2 made (20)	80-74	6	
00:40	2 PIPPEN JR. S free throw 2 - 2 made (21)	81-74	7	
00:37	0 LEE S steal (4)			4 MCCREARY J turnover bad pass (1)
00:30	0 LEE S foul drawn (6)			12 HANNIBAL T foul personal (4 - 16)
00:30	0 LEE S free throw 1 - 2 made (18)	82-74	8	
00:30	11 ALBERT B substitution out			
00:30	21 JOSSELL J substitution in			
00:30	0 LEE S free throw 2 - 2 made (19)	83-74	9	
00:22				12 HANNIBAL T 2pt FG in the paint, driving layup missed
00:18	1 DISU D defensive rebound (6)			
END OF GAME				
VAN 83-74 SCa				



South Carolina at Vanderbilt

03/07/20 Memorial Gymnasium, Nashville
2019-20 Men's Basketball

Game Time: 11:30 AM
Game Duration: 2:12
Attendance: 10,852

Officials: Pat Adams, Rob Rorke, Brian Shey

South Carolina - 39

NO.	Name	Min	FG			Rebounds			Fouls		TP	AS	TO	ST	Blocks		+/-
			M-A	3P	FT	OR	DR	TOT	PF	FD					BS	BA	
20	Alanzo Frink	F 08:34	0-1	0-0	3-4	1	1	2	1	3	3	1	0	0	0	0	-1
21	Maik Kotsar	F 14:55	2-4	0-0	0-0	0	3	3	4	2	4	1	2	0	2	0	-13
24	Keyshawn Bryant	F 17:13	2-5	0-0	3-4	3	3	6	1	2	7	0	0	1	2	1	-7
0	A.J. Lawson	G 16:59	2-6	0-2	2-2	2	0	2	2	1	6	1	1	0	0	0	-13
5	Jermaine Couisnard	G 10:17	2-5	0-1	0-0	0	0	0	3	0	4	1	1	0	0	1	-11
4	Jalyn McCreary	03:09	1-1	0-0	0-1	0	0	0	1	1	2	0	1	0	0	0	-4
52	Jair Bolden	06:35	0-2	0-1	0-0	0	0	0	1	0	0	0	0	0	0	0	-1
10	Justin Minaya	11:53	2-2	0-0	0-0	1	1	2	0	0	4	0	2	1	1	0	-1
12	Trae Hannibal	09:51	3-4	0-0	3-5	0	1	1	3	3	9	2	2	2	0	0	0
1	T.J. Moss	00:34	0-0	0-0	0-0	0	0	0	0	0	0	0	1	0	0	0	-4
Team						0	1	1			0		0				
Totals			14-30	0-4	11-16	7	10	17	16	12	39	6	10	4	5	2	-11

Shooting By Period		
2 nd FG%	14-30	46.7%
3PT%	0-4	0.0%
FT%	11-16	68.8%
GM FG%	14-30	46.7%
3PT%	0-4	0.0%
FT%	11-16	68.8%

Dead Ball Rebounds: 2, 0

Technical Fouls: Couisnard 2nd 16:36

Vanderbilt - 50

NO.	Name	Min	FG			Rebounds			Fouls		TP	AS	TO	ST	Blocks		+/-
			M-A	3P	FT	OR	DR	TOT	PF	FD					BS	BA	
1	Dylan Disu	F 11:36	2-4	1-2	2-4	1	2	3	3	2	7	0	1	0	2	0	6
0	Saben Lee	G 15:38	6-9	0-2	2-3	0	1	1	3	2	14	1	0	3	0	2	11
2	Scotty Pippen Jr.	G 15:51	3-5	0-0	11-12	0	1	1	2	6	17	4	4	1	0	1	9
3	Maxwell Evans	G 20:00	2-5	1-4	0-0	2	1	3	0	0	5	1	0	0	0	1	11
11	Braelee Albert	G 12:03	1-2	1-2	0-0	0	3	3	3	3	3	1	0	0	0	0	6
4	Jordan Wright	06:35	1-3	0-1	0-2	0	1	1	1	1	2	0	1	0	0	1	0
50	Ejike Obinna	11:20	0-0	0-0	2-2	1	3	4	0	1	2	0	0	1	0	0	8
14	Isaiah Rice	06:26	0-1	0-0	0-0	1	0	1	1	0	0	0	0	0	0	0	3
21	Jon Jossell	00:31	0-0	0-0	0-0	0	0	0	0	0	0	0	0	0	0	0	1
Team						2	0	2			0		0				
Totals			15-29	3-11	17-23	7	12	19	13	15	50	7	6	5	2	5	11

Shooting By Period		
2 nd FG%	15-29	51.7%
3PT%	3-11	27.3%
FT%	17-23	73.9%
GM FG%	15-29	51.7%
3PT%	3-11	27.3%
FT%	17-23	73.9%

Dead Ball Rebounds: 3, 0

Technical Fouls: Lee 2nd 16:36

	SCa	VAN
Biggest lead	0 (1 st 20:00)	11 (2 nd 4:55)
Best Scoring Run	6 (2 nd 2:33)	6 (2 nd 9:14)
Lead Changes	1	
Times Tied	1	
Time with Lead	00:00	19:02

	SCa	VAN
Points from		
Turnovers	8	13
Paint	28	22
Second Chance	5	7
Fast Breaks	8	6
Bench	15	4

	Period by Period Scoring	
	2nd	TOT
SCa	39	39
VAN	50	50



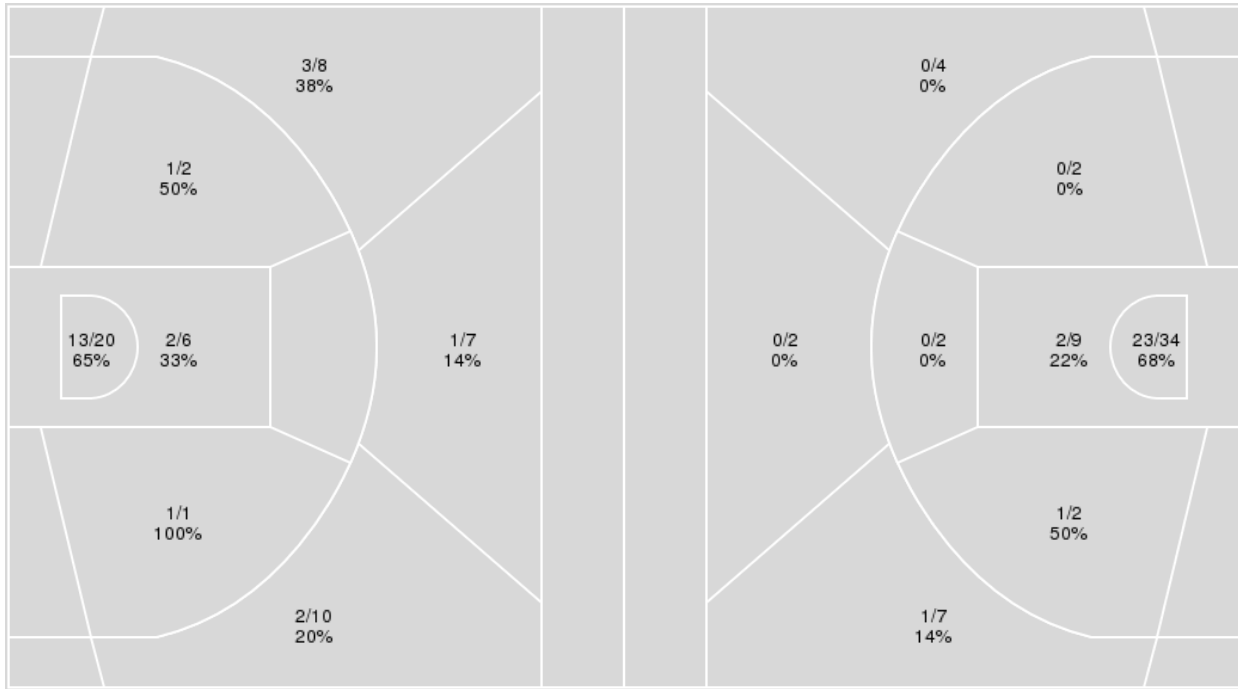
Officials: Pat Adams, Rob Rorke, Brian Shey

{ Players => 0, 1, 2, 3, 4, 5, 10, 11, 13, 14, 15, 20, 21, 24, 42, 50, 55, 130; } FG Types => All; Results => All;

{ Players => 0, 1, 2, 4, 5, 10, 12, 13, 14, 15, 20, 21, 23, 24, 25, 52; } FG Types => All; Results => All;

Vanderbilt

South Carolina



Vanderbilt	M/A	%
Field Goals	23/54	43
2 Points	17/29	59
3 Points	6/25	24
Free Throws	31/40	78

South Carolina	M/A	%
Field Goals	27/62	44
2 Points	26/49	53
3 Points	1/13	8
Free Throws	19/25	76



South Carolina at Vanderbilt

03/07/20 Memorial Gymnasium, Nashville
2019-20 Men's Basketball

Game Time: 11:30 AM
Game Duration: 2:12
Attendance: 10,852

Officials: Pat Adams, Rob Rorke, Brian Shey

South Carolina

No	Name	Mins		Score		Points Diff		Points per Min		Assists		Rebounds		Steals		Turnovers	
		On	Off	On	Off	On	Off	On	Off	On	Off	On	Off	On	Off	On	Off
0	A.J. Lawson	27:21	12:39	55 - 60	19 - 23	-5	-4	2.01	1.50	6	4	23	15	7	1	13	5
1	T.J. Moss	00:34	39:26	0 - 4	74 - 79	-4	-5	0.00	1.88	0	10	0	38	0	8	1	17
4	Jalyn McCreary	08:15	31:45	10 - 10	64 - 73	0	-9	1.21	2.02	0	10	9	29	3	5	4	14
5	Jermaine Couisnard	26:39	13:21	45 - 58	29 - 25	-13	4	1.69	2.17	7	3	26	12	3	5	11	7
10	Justin Minaya	16:38	23:22	35 - 36	39 - 47	-1	-8	2.10	1.67	6	4	14	24	4	4	7	11
12	Trae Hannibal	20:11	19:49	36 - 41	38 - 42	-5	-4	1.78	1.92	3	7	20	18	6	2	10	8
15	Wildens Leveque	01:15	38:45	0 - 0	74 - 83	0	-9	0.00	1.91	0	10	1	37	0	8	0	18
20	Alanzo Frink	20:03	19:57	43 - 43	31 - 40	0	-9	2.14	1.55	4	6	20	18	5	3	10	8
21	Maik Kotsar	32:20	07:40	54 - 68	20 - 15	-14	5	1.67	2.61	10	0	31	7	4	4	14	4
24	Keyshawn Bryant	29:14	10:46	67 - 66	7 - 17	1	-10	2.29	0.65	10	0	25	13	7	1	14	4
52	Jair Bolden	17:30	22:30	25 - 29	49 - 54	-4	-5	1.43	2.18	4	6	21	17	1	7	6	12

Vanderbilt

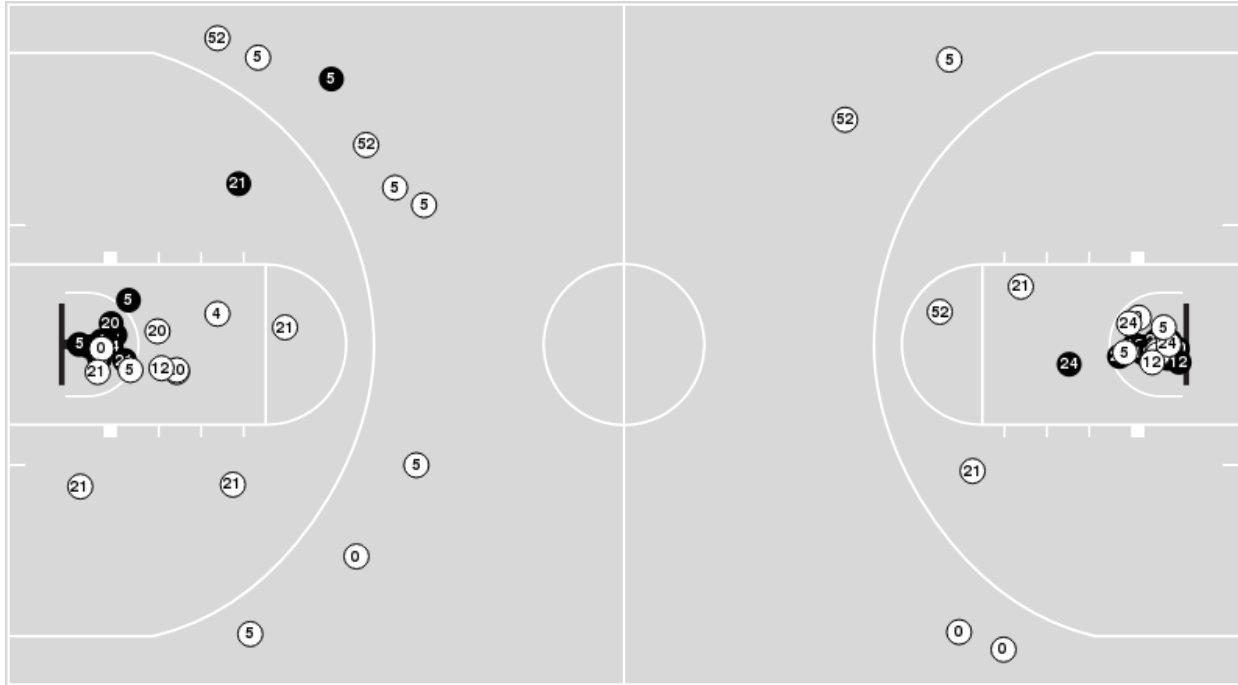
No	Name	Mins		Score		Points Diff		Points per Min		Assists		Rebounds		Steals		Turnovers	
		On	Off	On	Off	On	Off	On	Off	On	Off	On	Off	On	Off	On	Off
0	Saben Lee	34:14	05:46	75 - 66	8 - 8	9	0	2.19	1.39	12	1	25	11	7	2	11	4
1	Dylan Disu	28:33	11:27	65 - 62	18 - 12	3	6	2.28	1.57	11	2	19	17	5	4	9	6
2	Scotty Pippen Jr.	22:07	17:53	55 - 44	28 - 30	11	-2	2.49	1.57	10	3	22	14	5	4	10	5
3	Maxwell Evans	37:29	02:31	83 - 72	0 - 2	11	-2	2.21	0.00	13	0	32	4	8	1	14	1
4	Jordan Wright	17:12	22:48	29 - 25	54 - 49	4	5	1.69	2.37	3	10	22	14	3	6	7	8
11	Braelee Albert	22:33	17:27	57 - 55	26 - 19	2	7	2.53	1.49	9	4	14	22	4	5	5	10
14	Isaiah Rice	09:30	30:30	14 - 17	69 - 57	-3	12	1.47	2.26	2	11	10	26	3	6	3	12
21	Jon Jossell	04:29	35:31	1 - 4	82 - 70	-3	12	0.22	2.31	0	13	5	31	2	7	3	12
50	Ejike Obinna	21:14	18:46	36 - 25	47 - 49	11	-2	1.70	2.50	5	8	26	10	7	2	11	4
55	Oton Jankovic	02:39	37:21	0 - 0	83 - 74	0	9	0.00	2.22	0	13	5	31	1	8	2	13



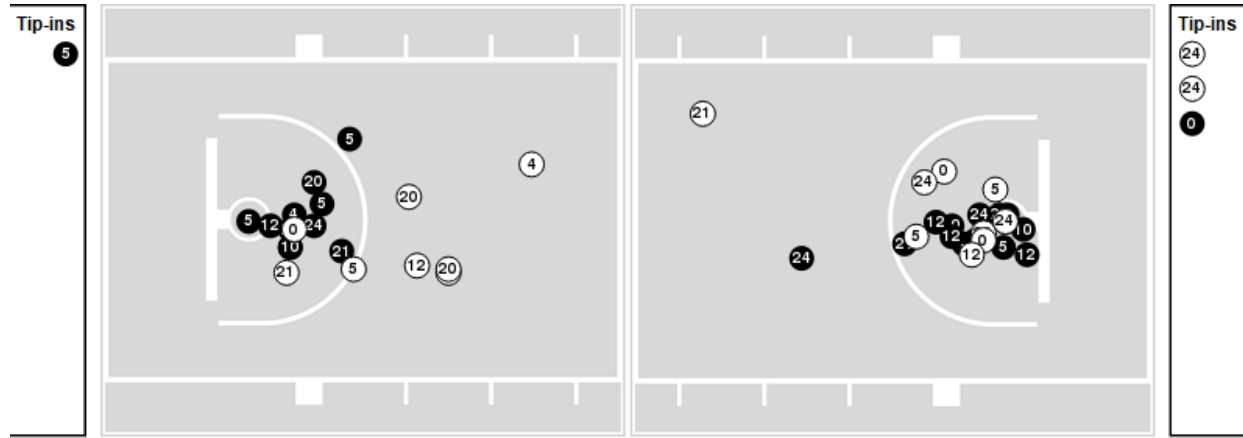
Players => 0, 1, 2, 4, 5, 10, 12, 13, 14, 15, 20, 21, 23, 24, 25, 52FG Types=>AllResults=>All

South Carolina

All Field Goals



Blow Up Chart



● Made ○ Missed N - Player Number

South Carolina	M/A	%
Field Goals	27/62	44
2 Points	26/49	53
3 Points	1/13	8
Free Throws	19/25	76

South Carolina	M/A	%
Points in the Paint	50 (25 / 43)	58
Fast Break Points	12 (7/7)	100
Second Chance Points	12 (8/15)	53
Effective FG%	44	

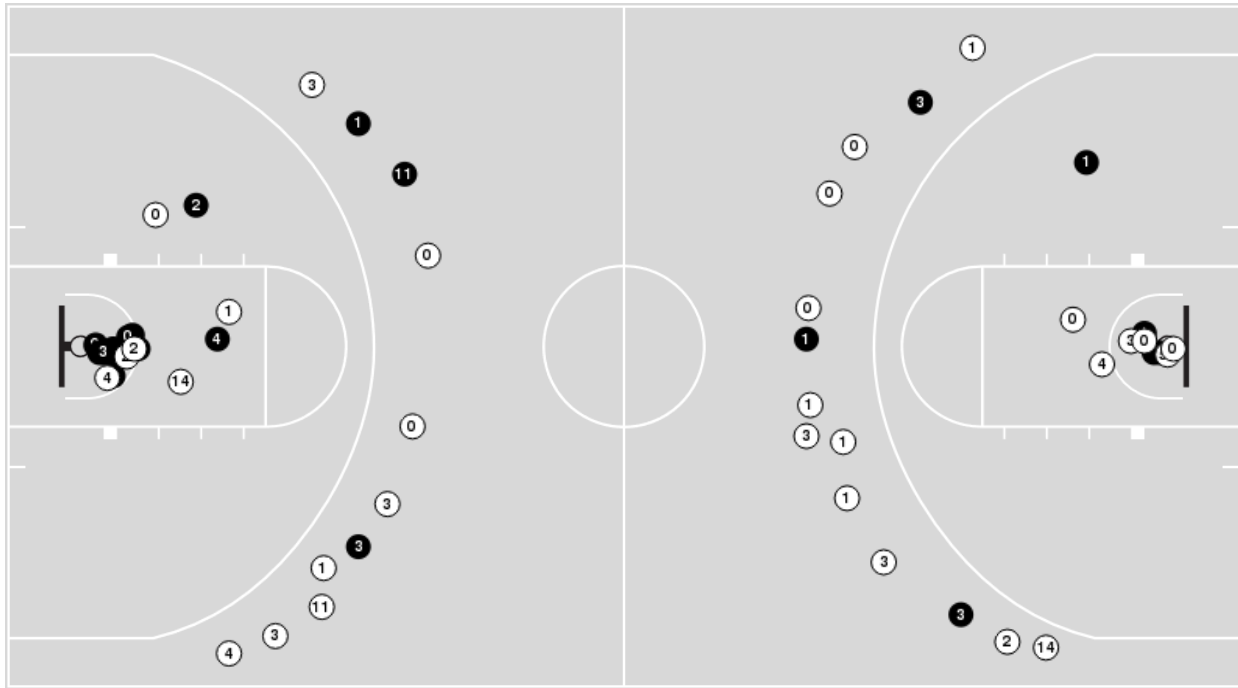


Officials: Pat Adams, Rob Rorke, Brian Shey

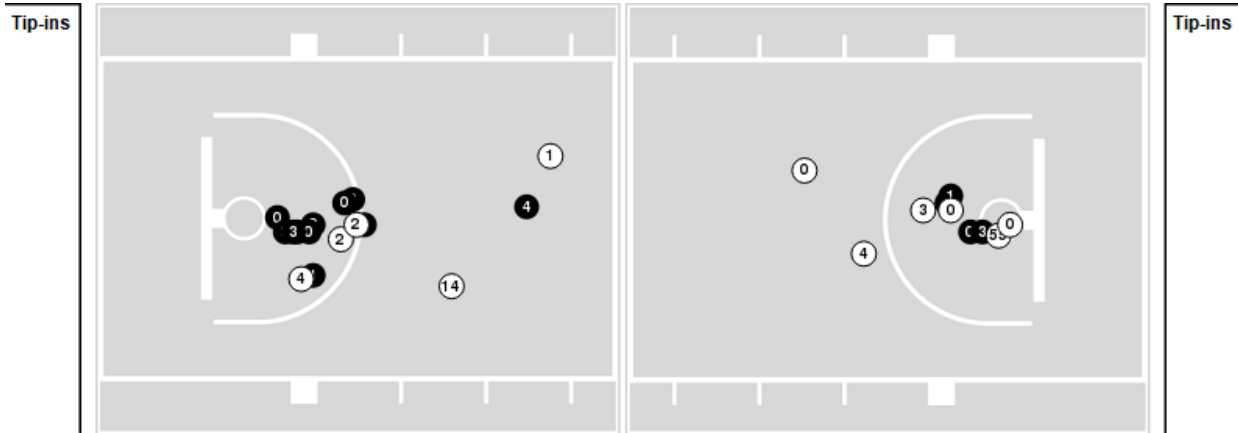
Players => 0, 1, 2, 3, 4, 5, 10, 11, 13, 14, 15, 20, 21, 24, 42, 50, 55, 130FG Types=>AllResults=>All

Vanderbilt

All Field Goals



Blow Up Chart



● Made ○ Missed N - Player Number

Vanderbilt	M/A	%
Field Goals	23/54	43
2 Points	17/29	59
3 Points	6/25	24
Free Throws	31/40	78

Vanderbilt	M/A	%
Points in the Paint	30 (15 / 26)	58
Fast Break Points	14 (8/10)	80
Second Chance Points	11 (7/13)	54
Effective FG%	48	



South Carolina at Vanderbilt

03/07/20 Memorial Gymnasium, Nashville
2019-20 Men's Basketball

Game Time: 11:30 AM
Game Duration: 2:12
Attendance: 10,852

Officials: Pat Adams, Rob Rorke, Brian Shey

South Carolina

Lineup	Quarter On	Time On	Quarter Off	Time Off	Time on Court	Score	Score Diff	Reb	Stl	Tov	Ass	PPP
0- Lawson A/ 5- Couisnard J/ 20- Frink A/ 21- Kotsar M/ 24- Bryant K/	1	20:00	1	17:07	02:53	5-5	0	2	0	2	1	0.8333
5- Couisnard J/ 12- Hannibal T/ 20- Frink A/ 21- Kotsar M/ 24- Bryant K/	1	17:07	1	15:36	01:31	4-5	-1	0	1	1	0	1.3333
4- McCreary J/ 5- Couisnard J/ 12- Hannibal T/ 20- Frink A/ 24- Bryant K/	1	15:36	1	15:33	00:03	0-1	-1	0	0	0	0	0.0000
0- Lawson A/ 4- McCreary J/ 5- Couisnard J/ 20- Frink A/ 24- Bryant K/	1	15:33	1	14:09	01:24	2-0	2	1	2	2	0	0.6667
0- Lawson A/ 4- McCreary J/ 21- Kotsar M/ 24- Bryant K/ 52- Bolden J/	1	14:09	1	13:44	00:25	2-0	2	1	0	0	0	2.2727
0- Lawson A/ 4- McCreary J/ 12- Hannibal T/ 21- Kotsar M/ 52- Bolden J/	1	13:44	1	12:24	01:20	0-0	0	1	0	1	0	0.0000
4- McCreary J/ 5- Couisnard J/ 12- Hannibal T/ 21- Kotsar M/ 52- Bolden J/	1	12:24	1	11:38	00:46	0-0	0	1	0	0	0	0.0000
5- Couisnard J/ 12- Hannibal T/ 15- Leveque W/ 21- Kotsar M/ 52- Bolden J/	1	11:38	1	10:23	01:15	0-0	0	1	0	0	0	0.0000
0- Lawson A/ 5- Couisnard J/ 20- Frink A/ 21- Kotsar M/ 24- Bryant K/	1	10:23	1	08:42	01:41	5-3	2	3	0	0	0	1.4535
0- Lawson A/ 10- Minaya J/ 12- Hannibal T/ 20- Frink A/ 24- Bryant K/	1	08:42	1	07:34	01:08	4-2	2	1	0	0	0	2.1277
0- Lawson A/ 5- Couisnard J/ 10- Minaya J/ 21- Kotsar M/ 24- Bryant K/	1	07:34	1	07:09	00:25	2-1	1	0	0	0	0	2.2727
5- Couisnard J/ 10- Minaya J/ 21- Kotsar M/ 24- Bryant K/ 52- Bolden J/	1	07:09	1	06:00	01:09	4-3	1	1	0	0	2	1.3333
5- Couisnard J/ 20- Frink A/ 21- Kotsar M/ 24- Bryant K/ 52- Bolden J/	1	06:00	1	04:38	01:22	2-2	0	1	0	0	1	1.0000
0- Lawson A/ 5- Couisnard J/ 20- Frink A/ 21- Kotsar M/ 52- Bolden J/	1	04:38	1	04:17	00:21	0-1	-1	1	0	1	0	0.0000
5- Couisnard J/ 12- Hannibal T/ 20- Frink A/ 21- Kotsar M/ 52- Bolden J/	1	04:17	1	03:45	00:32	0-1	-1	3	0	0	0	0.0000
5- Couisnard J/ 10- Minaya J/ 12- Hannibal T/ 21- Kotsar M/ 52- Bolden J/	1	03:45	1	01:42	02:03	4-8	-4	1	0	0	0	1.0000
5- Couisnard J/ 12- Hannibal T/ 20- Frink A/ 21- Kotsar M/ 52- Bolden J/	1	01:42	1	01:08	00:34	0-1	-1	1	0	1	0	0.0000
4- McCreary J/ 5- Couisnard J/ 12- Hannibal T/ 21- Kotsar M/ 52- Bolden J/	1	01:08	1	00:45	00:23	1-0	1	1	0	0	0	1.1364
0- Lawson A/ 4- McCreary J/ 12- Hannibal T/ 21- Kotsar M/ 52- Bolden J/	1	00:45	2	20:00	00:45	0-0	0	1	1	0	0	0.0000
0- Lawson A/ 5- Couisnard J/ 20- Frink A/ 21- Kotsar M/ 24- Bryant K/	2	20:00	2	17:12	02:48	6-13	-7	0	0	2	1	1.2295
0- Lawson A/ 4- McCreary J/ 5- Couisnard J/ 20- Frink A/ 24- Bryant K/	2	17:12	2	16:22	00:50	1-2	-1	1	0	0	0	2.2727
4- McCreary J/ 5- Couisnard J/ 20- Frink A/ 24- Bryant K/ 52- Bolden J/	2	16:22	2	14:51	01:31	2-2	0	2	0	0	0	0.6944
5- Couisnard J/ 10- Minaya J/ 12- Hannibal T/ 20- Frink A/ 24- Bryant K/	2	14:51	2	14:43	00:08	0-0	0	1	0	1	0	0.0000
0- Lawson A/ 10- Minaya J/ 12- Hannibal T/ 20- Frink A/ 24- Bryant K/	2	14:43	2	14:17	00:26	2-1	1	0	1	0	0	2.0000
0- Lawson A/ 10- Minaya J/ 12- Hannibal T/ 21- Kotsar M/ 24- Bryant K/	2	14:17	2	12:00	02:17	4-5	-1	2	2	2	2	0.8000
0- Lawson A/ 10- Minaya J/ 12- Hannibal T/ 21- Kotsar M/ 52- Bolden J/	2	12:00	2	09:47	02:13	2-2	0	2	0	0	0	1.0000
0- Lawson A/ 1- Moss T/ 10- Minaya J/ 12- Hannibal T/ 21- Kotsar M/	2	09:47	2	09:13	00:34	0-4	-4	0	0	1	0	0.0000
10- Minaya J/ 12- Hannibal T/ 21- Kotsar M/ 24- Bryant K/ 52- Bolden J/	2	09:13	2	07:51	01:22	2-0	2	2	0	2	1	0.6667
0- Lawson A/ 5- Couisnard J/ 10- Minaya J/ 21- Kotsar M/ 24- Bryant K/	2	07:51	2	04:55	02:56	4-6	-2	3	0	1	1	0.6803
0- Lawson A/ 5- Couisnard J/ 20- Frink A/ 21- Kotsar M/ 24- Bryant K/	2	04:55	2	03:26	01:29	3-2	1	2	0	0	1	1.2295
0- Lawson A/ 10- Minaya J/ 12- Hannibal T/ 20- Frink A/ 24- Bryant K/	2	03:26	2	02:04	01:22	7-2	5	1	1	0	0	2.1084
0- Lawson A/ 5- Couisnard J/ 10- Minaya J/ 21- Kotsar M/ 24- Bryant K/	2	02:04	2	01:29	00:35	0-2	-2	0	0	0	0	0.0000
0- Lawson A/ 10- Minaya J/ 21- Kotsar M/ 24- Bryant K/ 52- Bolden J/	2	01:29	2	01:29	00:00	0-0	0	0	0	0	0	0.0000
0- Lawson A/ 12- Hannibal T/ 21- Kotsar M/ 24- Bryant K/ 52- Bolden J/	2	01:29	2	00:47	00:41	4-4	0	1	0	0	0	1.8182
0- Lawson A/ 4- McCreary J/ 12- Hannibal T/ 24- Bryant K/ 52- Bolden J/	2	00:47	2	00:00	00:48	2-5	-3	0	0	1	0	0.6667



South Carolina at Vanderbilt

03/07/20 Memorial Gymnasium, Nashville
2019-20 Men's Basketball

Game Time: 11:30 AM

Game Duration: 2:12

Attendance: 10,852

Officials: Pat Adams, Rob Rorke, Brian Shey

Vanderbilt

Lineup	Quarter On	Time On	Quarter Off	Time Off	Time on Court	Score	Score Diff	Reb	Stl	Tov	Ass	PPP
0- Lee S/ 1- Disu D/ 2- Pippen Jr. S/ 3- Evans M/ 11- Albert B/	1	20:00	1	15:36	04:24	10-9	1	3	1	3	3	1.0730
0- Lee S/ 1- Disu D/ 2- Pippen Jr. S/ 3- Evans M/ 50- Obinna E/	1	15:36	1	15:36	00:00	1-0	1	0	0	0	0	2.2727
0- Lee S/ 1- Disu D/ 3- Evans M/ 21- Jossell J/ 50- Obinna E/	1	15:36	1	14:09	01:27	0-2	-2	0	1	2	0	0.0000
0- Lee S/ 1- Disu D/ 4- Wright J/ 21- Jossell J/ 50- Obinna E/	1	14:09	1	13:02	01:07	0-2	-2	0	0	0	0	0.0000
2- Pippen Jr. S/ 4- Wright J/ 21- Jossell J/ 50- Obinna E/ 55- Jankovic O/	1	13:02	1	11:38	01:24	0-0	0	4	1	1	0	0.0000
0- Lee S/ 2- Pippen Jr. S/ 3- Evans M/ 50- Obinna E/ 55- Jankovic O/	1	11:38	1	11:10	00:28	0-0	0	0	0	1	0	0.0000
0- Lee S/ 3- Evans M/ 14- Rice I/ 50- Obinna E/ 55- Jankovic O/	1	11:10	1	10:23	00:47	0-0	0	1	0	0	0	0.0000
0- Lee S/ 3- Evans M/ 11- Albert B/ 14- Rice I/ 50- Obinna E/	1	10:23	1	09:59	00:24	3-2	1	1	0	0	1	2.0833
0- Lee S/ 1- Disu D/ 3- Evans M/ 11- Albert B/ 14- Rice I/	1	09:59	1	08:06	01:53	0-7	-7	0	0	0	0	0.0000
0- Lee S/ 1- Disu D/ 3- Evans M/ 4- Wright J/ 11- Albert B/	1	08:06	1	04:17	03:49	9-8	1	2	0	0	0	1.3804
0- Lee S/ 1- Disu D/ 3- Evans M/ 4- Wright J/ 50- Obinna E/	1	04:17	2	20:00	04:17	10-5	5	6	1	2	2	1.2887
0- Lee S/ 1- Disu D/ 2- Pippen Jr. S/ 3- Evans M/ 11- Albert B/	2	20:00	2	16:22	03:38	15-7	8	0	0	0	5	2.5000
1- Disu D/ 2- Pippen Jr. S/ 3- Evans M/ 4- Wright J/ 11- Albert B/	2	16:22	2	15:48	00:34	2-2	0	1	0	0	0	2.2727
2- Pippen Jr. S/ 3- Evans M/ 4- Wright J/ 11- Albert B/ 50- Obinna E/	2	15:48	2	14:17	01:31	1-2	-1	2	0	1	0	0.3012
2- Pippen Jr. S/ 3- Evans M/ 4- Wright J/ 14- Rice I/ 50- Obinna E/	2	14:17	2	12:00	02:17	5-4	1	4	1	2	1	1.1261
0- Lee S/ 3- Evans M/ 4- Wright J/ 14- Rice I/ 50- Obinna E/	2	12:00	2	09:47	02:13	2-2	0	3	0	1	0	0.6667
0- Lee S/ 3- Evans M/ 11- Albert B/ 14- Rice I/ 50- Obinna E/	2	09:47	2	07:51	01:56	4-2	2	1	2	0	0	1.1628
0- Lee S/ 1- Disu D/ 2- Pippen Jr. S/ 3- Evans M/ 50- Obinna E/	2	07:51	2	04:55	02:56	7-4	3	3	1	1	1	1.0355
0- Lee S/ 1- Disu D/ 2- Pippen Jr. S/ 3- Evans M/ 11- Albert B/	2	04:55	2	01:51	03:04	4-10	-6	3	0	1	0	0.7519
0- Lee S/ 2- Pippen Jr. S/ 3- Evans M/ 11- Albert B/ 50- Obinna E/	2	01:51	2	01:24	00:27	3-0	3	1	0	0	0	2.2727
0- Lee S/ 1- Disu D/ 2- Pippen Jr. S/ 3- Evans M/ 11- Albert B/	2	01:24	2	00:30	00:53	6-6	0	0	1	0	0	1.8750
0- Lee S/ 1- Disu D/ 2- Pippen Jr. S/ 3- Evans M/ 21- Jossell J/	2	00:30	2	00:00	00:31	1-0	1	1	0	0	0	2.2727



South Carolina at Vanderbilt

03/07/20 Memorial Gymnasium, Nashville
2019-20 Men's Basketball

Game Time: 11:30 AM
Game Duration: 2:12
Attendance: 10,852

Officials: Pat Adams, Rob Rorke, Brian Shey

South Carolina

Lineup	Time	Score	Score Diff	Pts/Min	Reb	Stl	Tov	Ass	PPP
0- Lawson A/ 5- Couisnard J/ 20- Frink A/ 21- Kotsar M/ 24- Bryant K/	08:51	19-23	-4	2.1469	7	0	4	3	1.1337
0- Lawson A/ 5- Couisnard J/ 10- Minaya J/ 21- Kotsar M/ 24- Bryant K/	03:56	6-9	-3	1.5254	3	0	1	1	0.7732
0- Lawson A/ 10- Minaya J/ 12- Hannibal T/ 20- Frink A/ 24- Bryant K/	02:56	13-5	8	4.4318	2	2	0	0	2.0968
0- Lawson A/ 10- Minaya J/ 12- Hannibal T/ 21- Kotsar M/ 24- Bryant K/	02:17	4-5	-1	1.7518	2	2	2	2	0.8000
0- Lawson A/ 4- McCreary J/ 5- Couisnard J/ 20- Frink A/ 24- Bryant K/	02:14	3-2	1	1.3433	2	2	2	0	0.8721
0- Lawson A/ 10- Minaya J/ 12- Hannibal T/ 21- Kotsar M/ 52- Bolden J/	02:13	2-2	0	0.9023	2	0	0	0	1.0000
0- Lawson A/ 4- McCreary J/ 12- Hannibal T/ 21- Kotsar M/ 52- Bolden J/	02:05	0-0	0	0.0000	2	1	1	0	0.0000
5- Couisnard J/ 10- Minaya J/ 12- Hannibal T/ 21- Kotsar M/ 52- Bolden J/	02:03	4-8	-4	1.9512	1	0	0	0	1.0000
5- Couisnard J/ 12- Hannibal T/ 20- Frink A/ 21- Kotsar M/ 24- Bryant K/	01:31	4-5	-1	2.6374	0	1	1	0	1.3333
4- McCreary J/ 5- Couisnard J/ 20- Frink A/ 24- Bryant K/ 52- Bolden J/	01:31	2-2	0	1.3187	2	0	0	0	0.6944
5- Couisnard J/ 20- Frink A/ 21- Kotsar M/ 24- Bryant K/ 52- Bolden J/	01:22	2-2	0	1.4634	1	0	0	1	1.0000
10- Minaya J/ 12- Hannibal T/ 21- Kotsar M/ 24- Bryant K/ 52- Bolden J/	01:22	2-0	2	1.4634	2	0	2	1	0.6667
5- Couisnard J/ 12- Hannibal T/ 15- Leveque W/ 21- Kotsar M/ 52- Bolden J/	01:15	0-0	0	0.0000	1	0	0	0	0.0000
4- McCreary J/ 5- Couisnard J/ 12- Hannibal T/ 21- Kotsar M/ 52- Bolden J/	01:09	1-0	1	0.8696	2	0	0	0	0.5319
5- Couisnard J/ 10- Minaya J/ 21- Kotsar M/ 24- Bryant K/ 52- Bolden J/	01:09	4-3	1	3.4783	1	0	0	2	1.3333
5- Couisnard J/ 12- Hannibal T/ 20- Frink A/ 21- Kotsar M/ 52- Bolden J/	01:06	0-2	-2	0.0000	4	0	1	0	0.0000
0- Lawson A/ 4- McCreary J/ 12- Hannibal T/ 24- Bryant K/ 52- Bolden J/	00:48	2-5	-3	2.5000	0	0	1	0	0.6667
0- Lawson A/ 12- Hannibal T/ 21- Kotsar M/ 24- Bryant K/ 52- Bolden J/	00:41	4-4	0	5.8537	1	0	0	0	1.8182
0- Lawson A/ 1- Moss T/ 10- Minaya J/ 12- Hannibal T/ 21- Kotsar M/	00:34	0-4	-4	0.0000	0	0	1	0	0.0000
0- Lawson A/ 4- McCreary J/ 21- Kotsar M/ 24- Bryant K/ 52- Bolden J/	00:25	2-0	2	4.8000	1	0	0	0	2.2727
0- Lawson A/ 5- Couisnard J/ 20- Frink A/ 21- Kotsar M/ 52- Bolden J/	00:21	0-1	-1	0.0000	1	0	1	0	0.0000
5- Couisnard J/ 10- Minaya J/ 12- Hannibal T/ 20- Frink A/ 24- Bryant K/	00:08	0-0	0	0.0000	1	0	1	0	0.0000
4- McCreary J/ 5- Couisnard J/ 12- Hannibal T/ 20- Frink A/ 24- Bryant K/	00:03	0-1	-1	0.0000	0	0	0	0	0.0000
0- Lawson A/ 10- Minaya J/ 21- Kotsar M/ 24- Bryant K/ 52- Bolden J/	00:00	0-0	0	NaN	0	0	0	0	0.0000



South Carolina at Vanderbilt

03/07/20 Memorial Gymnasium, Nashville
2019-20 Men's Basketball

Game Time: 11:30 AM

Game Duration: 2:12

Attendance: 10,852

Officials: Pat Adams, Rob Rorke, Brian Shey

Vanderbilt

Lineup	Time	Score	Score Diff	Pts/Min	Reb	Stl	Tov	Ass	PPP
0- Lee S/ 1- Disu D/ 2- Pippen Jr. S/ 3- Evans M/ 11- Albert B/	11:59	35-32	3	2.9207	6	2	4	8	1.4681
0- Lee S/ 1- Disu D/ 3- Evans M/ 4- Wright J/ 50- Obinna E/	04:17	10-5	5	2.3346	6	1	2	2	1.2887
0- Lee S/ 1- Disu D/ 3- Evans M/ 4- Wright J/ 11- Albert B/	03:49	9-8	1	2.3581	2	0	0	0	1.3804
0- Lee S/ 1- Disu D/ 2- Pippen Jr. S/ 3- Evans M/ 50- Obinna E/	02:56	8-4	4	2.7273	3	1	1	1	1.1111
0- Lee S/ 3- Evans M/ 11- Albert B/ 14- Rice I/ 50- Obinna E/	02:20	7-4	3	3.0000	2	2	0	1	1.4344
2- Pippen Jr. S/ 3- Evans M/ 4- Wright J/ 14- Rice I/ 50- Obinna E/	02:17	5-4	1	2.1898	4	1	2	1	1.1261
0- Lee S/ 3- Evans M/ 4- Wright J/ 14- Rice I/ 50- Obinna E/	02:13	2-2	0	0.9023	3	0	1	0	0.6667
0- Lee S/ 1- Disu D/ 3- Evans M/ 11- Albert B/ 14- Rice I/	01:53	0-7	-7	0.0000	0	0	0	0	0.0000
2- Pippen Jr. S/ 3- Evans M/ 4- Wright J/ 11- Albert B/ 50- Obinna E/	01:31	1-2	-1	0.6593	2	0	1	0	0.3012
0- Lee S/ 1- Disu D/ 3- Evans M/ 21- Jossell J/ 50- Obinna E/	01:27	0-2	-2	0.0000	0	1	2	0	0.0000
2- Pippen Jr. S/ 4- Wright J/ 21- Jossell J/ 50- Obinna E/ 55- Jankovic O/	01:24	0-0	0	0.0000	4	1	1	0	0.0000
0- Lee S/ 1- Disu D/ 4- Wright J/ 21- Jossell J/ 50- Obinna E/	01:07	0-2	-2	0.0000	0	0	0	0	0.0000
0- Lee S/ 3- Evans M/ 14- Rice I/ 50- Obinna E/ 55- Jankovic O/	00:47	0-0	0	0.0000	1	0	0	0	0.0000
1- Disu D/ 2- Pippen Jr. S/ 3- Evans M/ 4- Wright J/ 11- Albert B/	00:34	2-2	0	3.5294	1	0	0	0	2.2727
0- Lee S/ 1- Disu D/ 2- Pippen Jr. S/ 3- Evans M/ 21- Jossell J/	00:31	1-0	1	1.9355	1	0	0	0	2.2727
0- Lee S/ 2- Pippen Jr. S/ 3- Evans M/ 50- Obinna E/ 55- Jankovic O/	00:28	0-0	0	0.0000	0	0	1	0	0.0000
0- Lee S/ 2- Pippen Jr. S/ 3- Evans M/ 11- Albert B/ 50- Obinna E/	00:27	3-0	3	6.6667	1	0	0	0	2.2727