

2020 MICHIGAN BASEBALL



Michigan Athletic Communications
 Kyler Ludlow ♦ Baseball Contact
 937.489.4744 phone ♦ 734.647.1188 fax
 kludlow@umich.edu ♦ MGoBlue.com

154 YEARS OF TRADITION

35 BIG TEN TITLES

8 CWS APPEARANCES

2019 NCAA REGIONAL CHAMPIONS

2020 SCHEDULE/RESULTS

FEBRUARY

| | | | |
|----|-------------------|-------------------------|------------|
| 14 | vs. Vanderbilt | Scottsdale, Ariz. | 5 p.m. MT |
| 15 | vs. Cal Poly | Scottsdale, Ariz. | 1 p.m. MT |
| 15 | vs. Arizona State | Tempe, Ariz. | 6 p.m. MT |
| 16 | vs. Connecticut | Scottsdale, Ariz. | 10 a.m. MT |
| 21 | vs. Connecticut | Port St. Lucie, Fla. | 2 p.m. |
| 22 | vs. Connecticut | Port St. Lucie, Fla. | 6 p.m. |
| 23 | vs. Connecticut | Port St. Lucie, Fla. | 11 a.m. |
| 28 | @ Cal Poly | San Luis Obispo, Calif. | 6 p.m. PT |
| 29 | @ Cal Poly | San Luis Obispo, Calif. | 6 p.m. PT |

MARCH

| | | | |
|----|------------------|-------------------------|-----------|
| 1 | @ Cal Poly | San Luis Obispo, Calif. | 1 p.m. PT |
| 3 | @ Stanford | Palo Alto, Calif. | 6 p.m. PT |
| 4 | @ California | Berkeley, Calif. | 6 p.m. PT |
| 6 | @ Pepperdine | Malibu, Calif. | 2 p.m. PT |
| 7 | @ Pepperdine | Malibu, Calif. | 1 p.m. PT |
| 8 | @ Pepperdine | Malibu, Calif. | 1 p.m. PT |
| 13 | Canisius | Wilpon Complex | 4 p.m. |
| 14 | Canisius | Wilpon Complex | 11 a.m. |
| 14 | Canisius | Wilpon Complex | 3 p.m. |
| 15 | Canisius | Wilpon Complex | 1 p.m. |
| 20 | Purdue* | Wilpon Complex | 4 p.m. |
| 21 | Purdue* | Wilpon Complex | 2 p.m. |
| 22 | Purdue* | Wilpon Complex | 1 p.m. |
| 25 | Western Michigan | Wilpon Complex | 4 p.m. |
| 27 | Nevada | Wilpon Complex | 4 p.m. |
| 28 | Nevada | Wilpon Complex | 2 p.m. |
| 29 | Nevada | Wilpon Complex | 1 p.m. |

APRIL

| | | | |
|----|--------------------|--------------------|-----------|
| 1 | Bowling Green | Wilpon Complex | 4 p.m. |
| 3 | Illinois* | Champaign, Ill. | 6 p.m. CT |
| 4 | Illinois* | Champaign, Ill. | 3 p.m. CT |
| 5 | Illinois* | Champaign, Ill. | 1 p.m. CT |
| 8 | Eastern Michigan | Wilpon Complex | 4 p.m. |
| 10 | Ohio State* | Wilpon Complex | 4 p.m. |
| 11 | Ohio State* | Wilpon Complex | 2 p.m. |
| 12 | Ohio State* | Wilpon Complex | 2 p.m. |
| 14 | vs. Michigan State | Lansing, Mich. | TBA |
| 17 | @ Penn State* | State College, Pa. | 6:30 p.m. |
| 18 | @ Penn State* | State College, Pa. | 6 p.m. |
| 19 | @ Penn State* | State College, Pa. | 1 p.m. |
| 21 | Central Michigan | Wilpon Complex | 4 p.m. |
| 24 | Nebraska* | Wilpon Complex | 6 p.m. |
| 25 | Nebraska* | Wilpon Complex | 2 p.m. |
| 26 | Nebraska* | Wilpon Complex | 1 p.m. |

MAY

| | | | |
|----|----------------|--------------------|--------------|
| 1 | @ Indiana* | Bloomington, Ind. | 6 p.m. |
| 2 | @ Indiana* | Bloomington, Ind. | 2 p.m. |
| 3 | @ Indiana* | Bloomington, Ind. | 2 p.m. |
| 5 | Michigan State | Wilpon Complex | 6 p.m. |
| 8 | @ Minnesota* | Minneapolis, Minn. | 6:30 p.m. CT |
| 9 | @ Minnesota* | Minneapolis, Minn. | 2 p.m. CT |
| 10 | @ Minnesota* | Minneapolis, Minn. | 1 p.m. CT |
| 12 | Toledo | Wilpon Complex | 6 p.m. |
| 14 | Iowa* | Wilpon Complex | 6 p.m. |
| 15 | Iowa* | Wilpon Complex | 6 p.m. |
| 16 | Iowa* | Wilpon Complex | 2 p.m. |

Big Ten Tournament

| | | |
|----|--------------------------------|-----|
| 20 | Big Ten Tournament Omaha, Neb. | TBA |
| 21 | Big Ten Tournament Omaha, Neb. | TBA |
| 22 | Big Ten Tournament Omaha, Neb. | TBA |
| 23 | Big Ten Tournament Omaha, Neb. | TBA |
| 24 | Big Ten Tournament Omaha, Neb. | TBA |

NCAA Regional

| | | | |
|----|---------------|--------------|-----|
| 29 | NCAA Regional | Campus Sites | TBA |
| 30 | NCAA Regional | Campus Sites | TBA |

JUNE

| | | | |
|-------|----------------------|--------------|-----|
| 1 | NCAA Regional | Campus Sites | TBA |
| 7-9 | NCAA Super Regional | Campus Sites | TBA |
| 15-26 | College World Series | Omaha, Neb. | TBA |

Home games in **BOLD** and played at Wilpon Complex/Fisher Stadium
 * denotes Big Ten Conference contest
 All game times subject to change

WEEK 1: MLB4 COLLEGIATE BASEBALL TOURNAMENT | SCOTTSDALE ARIZ.



GAMES 1, 2 & 4

MLB4 Collegiate Tournament

Salt River Fields at Talking Stick (Scottsdale, Ariz.)

MICHIGAN (0-0) vs. VANDERBILT (0-0)

Friday, February 14th - 5 p.m. MT

TV: MLB Network **Live Stats:** MGoBlue.com **Live Stream:** MLB.com

MICHIGAN (0-0) vs. CAL POLY (0-0)

Saturday, February 15th - 1 p.m. MT

Live Stats: MGoBlue.com **Live Stream:** MLB.com

MICHIGAN (0-0) vs. UCONN (0-0)

Sunday, February 16th - 10 a.m. MT

Live Stats: MGoBlue.com **Live Stream:** MLB.com

GAME 3

MICHIGAN (0-0) AT ARIZONA STATE (0-0)

Saturday, February 15th - 6 p.m. MT

Phoenix Municipal Stadium (Phoenix, Ariz.)

Live Stats: MGoBlue.com **Live Stream:** PAC 12+

» The University of Michigan baseball team opens the 2020 campaign as part of the second annual MLB4 Collegiate Tournament at Salt River Fields at Talking Stick in Scottsdale, Ariz.

» The Wolverines start the season with a rematch of the 2019 College World Series Championship against Vanderbilt Friday (Feb. 14). The Commodores start the year ranked at or near the top of all six major college baseball polls, including No. 1 in the USA Today Coaches, Baseball America and National Collegiate Baseball Writer of America (NCBWA) polls.

» Michigan's visit to the Grand Canyon State also includes games against Cal Poly (Sat.), Arizona State (Sat.) and UConn (Sun.).

» During the Wolverines' non-conference schedule this season, U-M will take on five teams that played in the 2019 NCAA Postseason: Vanderbilt, Arizona State, Connecticut, Stanford and Cal.

» Michigan is 24-20-1 all-time against the #VandyBoys. 37 of the program's meetings with the Commodores came in the 26-year span from 1905-1931. The Wolverines are 3-5 against Vanderbilt since 2006.

» Junior starter **Jeff Criswell** will toe the rubber in the Wolverines' opener, looking to build off of a successful sophomore campaign. The right-hander went 7-1 in the 2019 season, and led all starters with a 2.72 ERA.

» Fellow Junior **Jordan Nwogu** made a case for the title of college baseball's most electric leadoff man in 2019, finishing the season with a slash line of .321/.435/.557. Nwogu hit 12 home runs, 14 doubles and 4 triples, drove in 46, scored 58 runs, and swiped 16 bags. After spending the previous two seasons as the team's designated hitter, Nwogu will start 2020 in the outfield.


» U-M is scheduled to face 10 teams that made the NCAA Tournament in 2019. Additionally, the Maize and Blue will play 25 games at the Wilpon Complex in 2020.

PROBABLE WOLVERINE STARTERS

| Pos. | No. | Player |
|------|-----|-----------------------------------|
| C | #0 | Joe Donovan (R/R, 5-11, Jr.) |
| 1B | #9 | Matthew Schmidt (R/R, 6-2, R-Sr.) |
| 2B | #12 | Riley Bertram (S/R, 6-0, So.) |
| SS | #2 | Jack Blomgren (R/R, 5-10, Jr.) |
| 3B | #3 | Ted Burton (R/R, 6-2, Fr.) |
| LF | #42 | Jordan Nwogu (R/R, 6-3, Jr.) |
| CF | #5 | Christan Bullock (L/L, 5-10, Sr.) |
| RF | #13 | Dominic Clementi (L/R, 6-1, Sr.) |
| DH | #8 | Jimmy Obertop (R/R, 6-1, Fr.) |

Projected Starting Pitchers


| | |
|-----|---------------------------------|
| #17 | Jeff Criswell (R/R, 6-4, Jr.) |
| #27 | Steven Hajjar (R/L, 6-4, R-Fr.) |



JEFF CRISWELL
 PORTAGE, MICH.
 2019 RECORD: 7-1



TBA



STEVE HAJJAR
 NORTH ANDOVER, MASS.
 2019 RECORD: DNP



TBA

WOLVERINES ON THE WEB: Game recaps, statistics, interviews, quotes and much more available on MGoBlue.com, the official website of Michigan Athletics.

PLAYER & TEAM NOTES

MICHIGAN QUICK FACTS

| | |
|-------------------------|--------------------------------|
| Name..... | University of Michigan |
| Nickname..... | Wolverines |
| City/Zip..... | Ann Arbor, MI, 48109 |
| Founded..... | 1817 |
| Enrollment..... | 46,710 (Fall 2018) |
| School colors..... | Maize and Blue (PMS 282, 7406) |
| Fight Song..... | "The Victors" |
| Conference..... | Big Ten |
| President..... | Mark Schlissel |
| Athletics Director..... | Warde Manuel |

MICHIGAN HISTORY

| | |
|--------------------------------------|-----------------------|
| First Year of Baseball..... | 1866 |
| All-Time Record..... | 2,967-1,736-39 (.626) |
| Years in NCAA Tournament/Last..... | 24/201 |
| Big Ten Championships/Last..... | 35/2008 |
| Big Ten Championships..... | 35 |
| NCAA Championships..... | 2 (1953, 1962) |
| NCAA Regional appearances..... | 24 |
| NCAA Super Regional appearances..... | 2 |
| CWS appearances..... | 8 |

HOME FIELD ADVANTAGE

| | |
|-----------------|-----------------------------------|
| Home Field..... | Wilpon Complex/Ray Fisher Stadium |
| Surface..... | FieldTurf |
| Capacity..... | 3,500 |
| Dimensions..... | 312-395-320 |

THEN AND NOW

| | |
|---|-----------------------------|
| 2019 Overall Record..... | 50-22 |
| 2019 Conference Record / Finish..... | 16-7 / 2nd |
| Lettermen Returning / Lost..... | 26 / 9 |
| Position Starters Returning / Lost..... | 5 / 4 |
| Pitchers Returning / Lost..... | 13 / 4 |
| Starting Pitchers Returning / Lost..... | 2 / 2 |
| Newcomers..... | 9 |
| 2019 Postseason..... | College World Series Finals |

COACHING AND SUPPORT STAFF

| | |
|----------------------------------|--------------------------|
| Head Coach..... | Erik Bakich / 8th Year |
| Alma Mater, Year..... | East Carolina, '00 |
| Career Record / Years..... | 331-259-1 (.561) / 10 |
| Record at Michigan / Years..... | 259-161-1 (.617) / 7 |
| Big Ten Record / Years..... | 101-64 (.621) / 7 |
| Associate HC (IFs)..... | Nick Schnabel / 8th Year |
| Associate HC (Ps)..... | Chris Fetter / 3rd Year |
| Volunteer Assistant..... | Max Gordon / 1st Year |
| Dir. of Operations..... | Wayne Welton / 9th Year |
| Video Coordinator..... | Jeremy Kelch / 6th Year |
| Strength/Conditioning Coach..... | Jason Cole |
| Athletic Trainer..... | Kim Hill |

2019 BIG TEN CONFERENCE

| | Big Ten | Overall |
|--------------------------------------|--------------------|---------------------|
| <i>Big Ten Tournament Qualifiers</i> | | |
| Indiana * | 17-7-0 .708 | 36-21-0 .632 |
| Michigan * | 16-7-0 .696 | 50-21-0 .704 |
| Illinois * | 15-9-0 .625 | 36-21-0 .632 |
| Nebraska * | 15-9-0 .625 | 32-24-0 .571 |
| Minnesota | 15-9-0 .625 | 29-27-0 .518 |
| Ohio State * | 12-12-0 .500 | 36-27-0 .571 |
| Iowa | 12-12-0 .500 | 31-24-0 .564 |
| Maryland | 12-12-0 .500 | 29-29-0 .500 |
| Northwestern | 11-13-0 .458 | 24-27-0 .471 |
| Rutgers | 9-14-0 .391 | 20-31-0 .392 |
| Michigan State | 8-15-0 .348 | 20-34-0 .370 |
| Purdue | 7-16-0 .304 | 20-34-0 .370 |
| Penn State | 4-18-0 .182 | 22-27-0 .449 |

*Indicates NCAA Tournament appearance

BIG TEN PRESEASON HONORS

» Michigan has been selected as the top team in the 2020 Big Ten Conference preseason coaches' poll, it was announced Wednesday (Feb. 12).

» The Wolverines, who are the only Big Ten team to appear in every national preseason top-25 ranking, were picked to finish first in front of Ohio State, Minnesota, Nebraska, Indiana and Illinois in the poll, which lists the top six vote-getters.

» The Big Ten features three Players to Watch from each team. This year, the junior trio of **Jeff Criswell**, **Jesse Franklin** and **Jordan Nwogu** represent Michigan on the list. Nwogu was also a selection before the 2019 season.

» The 2020 debut of junior outfielder **Jesse Franklin** will have to wait, as an injury has knocked out the toolsy outfielder until mid-March.

» Returning to man shortstop for the Wolverines is junior **Jack Blomgren**. 2019 saw "Blommy" slash .314/.417/.401, and he will be counted upon as one of Michigan's primary offensive producers in 2020.

» NCAA Tournament breakout star **Riley Bertram** will get the start at second base this season, hoping to build off of last season's postseason momentum.

» Michigan's starting rotation will look to a few new faces for 2020. Redshirt freshman **Steve Hajjar** and redshirt sophomore **Ben Dragani** both sat out 2019 because of injury, but the lefty duo will be counted on for big innings for the Wolverines. Also vying for spots in the weekend rotation are redshirt sophomore **Isaiah Page** and junior **Blake Beers**.

» Returning to his post behind the dish for his junior season is **Joe Donovan**. The catcher posted a slash of .234/.314/.421 in 2019, finishing with nine homers, 12 doubles, and 37 RBI.

» Donovan traded in his baseball cleats for dancing shoes, taking part in the Chad Tough Dancing with the Michigan Stars in early February. Taking after Head Coach **Erik Bakich**, who won the event in 2019, Joe D brought home the hardware with his fancy footwork dancing the Salsa.

» Senior **Christan Bullock** will once again be counted on as a regular member of the outfield to start 2020. Hoping to build off of last season's postseason, where he was named to the Corvallis Regional All-Tournament Team, Bullock should see time in center and right field.

» Sophomore reliever **Willie Weiss** earned tabs as a freshman All-American from Perfect Game last season after picking up nine saves and going 2-2 with a 2.97 ERA in his rookie campaign. The right-hander was recently named a preseason candidate for the NCBWA's Stopper of the Year award.

» Senior **Dominic Clementi** will return to the fold in full in 2020 after an injury-riddled junior season in which he was limited to just 38 games and a .195 batting average. Clementi was an All-Big Ten First Team selection in 2018 when, as a sophomore, he led the Wolverines with a .368 batting average and a .485 on-base percentage.

» Newcomers **Ted Burton** and **Jimmy Obertop** will get major opportunities to provide pop to the lineup, as both right-handed hitters are expected to make immediate impacts. On the bump, meanwhile, **Jack White** and **Cameron Weston** figure to see their fair share innings.

» Michigan was 14-5 in neutral site games last year, The Wolverine offense hit .291 in neutral games in 2019, while the pitching staff boasted a 3.35 earned run average.

» Head coach **Erik Bakich** was named the National Collegiate Baseball Writers Association (NCBWA) 2019 National Coach of the Year. Bakich is kicking off his eighth season as Michigan's head coach and his 11th year as a head coach overall in Division I.

» Also representing the Michigan coaching staff on the national awards scale was associate head coach **Nick Schnabel**, who was named National Assistant Coach of the Year by the American Baseball Coaches Association (ABCA).

» With two appearances at UCLA in the NCAA Super Regional, redshirt junior **Ben Keizer** broke Michigan's single season record for appearances (previously 31). Keizer appeared 34 times last season, and had a 4-1 record with two saves, including one in U-M's win at No. 1-seeded UCLA to advance to the College World Series.

» Michigan is the lone program in the Big Ten Conference to earn a ranking in all six national preseason polls. The Wolverines topped out at a No. 8 ranking in the Baseball America poll, and were ranked 13 or better by Perfect Game, D1 Baseball, the National Collegiate Baseball Writers Association (NCBWA), and USA Today prior to the start of the season.

2019 MLB DRAFT

» Moments after winning Monday's game to advance to the program's second-ever NCAA Super Regional, Michigan had two players selected in the Major League Baseball First Year Player Draft. Juniors **Tommy Henry** (74th pick, Arizona Diamondbacks) and **Karl Kauffmann** (77th pick, Colorado Rockies) were selected in the Competitive Balance "B" Round on June 3, just moments apart and immediately following the team's championship photo.

» Junior outfielder **Jordan Brewer** (106th pick, Houston Astros) was taken in the third round on June 4 prior to the team's departure from Corvallis down to Los Angeles for the Super Regional.

» On June 5, junior **Jack Weisenburger** (614th pick, Oakland A's) went in the 20th round while the team was training at UCLA.

» Also on June 5, following a weight lifting session at a local gym senior **Jimmy Kerr** (982nd pick, Detroit Tigers) was drafted in the 33rd round while on the team bus.

» Freshman right-hander **Willie Weiss** was named to the Collegiate Baseball Magazine Freshman All-America Team on June 5 as a relief pitcher.

SCOUTING THE OPPONENTS

» Michigan and Vanderbilt have played 45 times in the programs' storied histories, with the Wolverines leading the series 24-20-1 all-time.

» U-M has far less experience against Saturday's first opponent, having an 0-2 record against Cal Poly all-time. The Mustangs won the first meeting between the two 5-1 in 2016, and won by an 8-1 final in 2018. The two teams play more times this season than they've played in program history thanks to a three-game set in San Luis Obispo (Feb. 28-March 1).

» The Wolverines are also set to take on perennial power Arizona State Saturday (Feb. 15) as the second game of a double-header. Michigan is 13-31 against the Sun Devils all-time, with this weekend's showdown being the first time that U-M and ASU have played one another since the 2008 season.

» Michigan's weekend wraps against Connecticut, which kicks off a run of four straight games against the Huskies. Though playing one another just three times in program history (U-M leads the series, 2-1), Michigan and UConn play a neutral-site series in Port St. Lucie at Tradition Field next weekend (Feb. 21-23).

A LOOK BACK

» Coming off a 50-22 season in 2019 that included an appearance in the College World Series final, Michigan returned 26 players to this year's squad. Despite losing key players to graduation and the 2019 Major League Baseball Draft, the future looks bright for Michigan's oldest athletic program, which celebrates its 154th season this year.

» The Wolverines (16-7 B1G) finished just one half game out of first place in the Big Ten Conference standings last season. Indiana (17-7 B1G), which defeated Michigan twice during a three game set in the second-to-last weekend of the regular season, took home the regular-season conference title, while Nebraska, which eliminated Michigan from the Big Ten Conference Tournament on Saturday (May 25), lost in the Big Ten Championship game.

» Michigan's offense led Big Ten opponents in 2019 in batting average, on-base percentage, slugging percentage, runs scored, hits, walks, doubles, stolen bases, and sacrifice flies.

PLAYER & TEAM NOTES

» Michigan's leadoff batter reached base and scored to start 20 games last season, with the Wolverines going on to win 18 of them. Michigan hit four leadoff home runs in 2019 (Nwogu 3, Thomas 1).

» Last season, then-freshman **Willie Weiss** clinched racked up nine saves, good for third all-time in a single season at Michigan. Set in 2014 by San Diego Padres prospect **Jacob Cronenworth** and tied in 2017 by **Jackson Lamb**, Michigan's all-time record for saves in a single season is 12.

» Michigan posted a 3-4 record during its annual spring break trip to California last season, which was highlighted by an upset win over No. 2-ranked UCLA as well as a series win at Cal State Northridge.

» The Wolverines faced seven 2019 NCAA Tournament teams in the regular season for a total of 16 contests against regional competitors. Michigan also played 26 games (22-4 record) at home inside the Wilpon Complex, home of Ray Fisher Stadium.

» **Riley Bertram** stepped-in at shortstop during the Corvallis Regional due to an injury and contributed seven hits in 15 at-bats after hitting 3-for-12 in the regular season. Against Cincinnati (June 2), and in his first career start, he was 4-for-4 with a double, HBP and a run scored. He followed up with two doubles and three RBI, then scored a career-high two runs on Monday in the regional title game.

» **Jordan Nwogu** hit his third leadoff home run of the year on June 1 vs. Cincinnati in the second game of the Corvallis Regional. The sophomore designated hitter had 12 homers in 2019 and led the Wolverines with a .435 on-base percentage.

» With **Tommy Henry** and **Karl Kauffmann** turning professional, **Jeff Criswell** remains the only weekend starter left on the Wolverines in 2020. Criswell led all Michigan starters last year with a 2.72 ERA. Criswell also appeared in five games in relief, picking up saves in three contests, all of which came in the postseason.

» Led by 13 upperclassmen, Michigan's oldest team on campus is celebrating its 154th season this year. Through 153 years of baseball, Michigan has captured two National Championships, making eight College World Series appearances and earning 24 selections to the NCAA Tournament. Additionally, Michigan has had 184 players selected in the Major League Baseball Draft.

2020 STAFF CHANGES

In addition to 8 newcomers on the field, Michigan's coaching and support staff underwent changes in the off-season. Oregon State alumnus and College World Series veteran **Max Gordon** joins the program as the volunteer assistant coach. Gordon was previously the hitting coordinator at Driveline and will continue to work with Driveline during his tenure at Michigan.

2019 RECAP

The University of Michigan baseball program ended the 2019 campaign with its sixth straight 30-win season and first 50-win campaign under head coach **Erik Bakich**, and its seventh consecutive postseason appearance in the Big Ten Conference Tournament. The season culminated in an appearance in the College World Series finals in Omaha, with the Wolverines falling to Vanderbilt in three games.

CHASING HISTORY

Michigan opened its 154th season with a 2,967-1,736-39 overall record, which ranks third-most for wins in college baseball history. The Wolverines are also looking to make their 25th NCAA Tournament appearance and are seeking the program's third national championship.

NEW BLUE

The Maize and Blue added 10 players to its roster in the off-season, including eight freshmen and two junior college transfers. Hailing from seven different states, the Wolverine recruiting class boasts three pitchers, one catchers, five infielders, and one outfielder.

THE RECRUITING TRAIL

Though Michigan's roster has a significant amount of Michigan-natives, the Wolverine roster boasts 36 players from 14 different states. The Maize and Blue hail predominantly from California (8), Michigan (7), and Illinois (5), with four players from Wisconsin and two from both Georgia and Indiana. The Wolverine squad also features student-athletes from Colorado, Massachusetts, Missouri, New Jersey, Ohio, Oregon, Pennsylvania and Washington.

EARLY SEASON TRAVELS

The Wolverines are set to begin the 2020 season with contests against eight different teams in three different states, logging 11,749 miles before playing at home for the first time. Here is a complete breakdown of the team's scheduled travel during the first four weeks of the season:

Itinerary (Miles)

Ann Arbor to Scottsdale, Ariz. (1,958)
Scottsdale to Phoenix, Ariz. (12)
Scottsdale to Ann Arbor (1,958)

Ann Arbor to Port St. Lucie, Fla. (1,261)
Port St. Lucie to Ann Arbor (1,261)

Ann Arbor to San Luis Obispo, Calif. (2,396)
San Luis Obispo to Palo Alto, Calif. (201)
Palo Alto to Berkeley, Calif. (40)
Berkeley to Malibu, Calif. (389)
Malibu to Ann Arbor (2,273)
Total (11,749)

2020 AWARDS LIST

Jeff Criswell (Jr.)

- Collegiate Baseball Newspaper Preseason First Team All-America
- NCBWA Preseason Second Team All-America
- PG/Rawlings Preseason Third Team All-America

Jesse Franklin (Jr.)

- Baseball America Preseason Second Team All-America
- NCBWA Preseason Second Team All-America

Jordan Nwogu (Jr.)

- NCBWA Preseason First Team All-America
- Collegiate Baseball Newspaper Preseason Third Team All-America
- PG/Rawlings Preseason Third Team All-America

Willie Weiss (So.)

- NCBWA Preseason Third Team All-America
- Collegiate Baseball Newspaper Preseason Third Team All-America
- NCBWA Preseason Stopper of the Year Candidate

2019 AWARDS LIST (RETURNEES)

Jack Blomgren (So.)

- Big Ten Conference Second Team

Christian Bullock (Jr.)

- Corvallis Regional All-Tournament Team - Outfield

Dominic Clementi (Jr.)

- Big Ten Conference Player to Watch

Jeff Criswell (So.)

- Big Ten Conference First Team

Joe Donovan (So.)

- Big Ten Conference Third Team

Jesse Franklin (So.)

- Big Ten Conference Third Team
- Big Ten Conference Player to Watch

Jordan Nwogu (So.)

- ABCA/Rawlings Third Team All-America
- ABCA First Team All-Mideast Region
- Big Ten Conference First Team
- Big Ten Conference Player to Watch

Willie Weiss (Fr.)

- Perfect Game Freshman All-America
- Collegiate Baseball Magazine Freshman All-America
- Big Ten Conference Freshman Team

MICHIGAN LEGACY PLAYERS

Ben Keizer

Brother, Jonathan, played football 2011-14

Harrison Salter

Grandfather, Bill Freehan, played baseball, 1961

MICHIGAN & THE NATIONAL POLLS

| Week | D1Baseball | Baseball America | CB Newspaper | ESPN/USA Today | NCBWA | Perfect Game |
|---------------------|------------|------------------|--------------|----------------|-------|--------------|
| Pre-season | 13 | 8 | 10 | 11 | 12 | 12 |
| February 18 | -- | -- | -- | -- | -- | -- |
| February 25 | -- | -- | -- | -- | -- | -- |
| March 4 | -- | -- | -- | -- | -- | -- |
| March 11 | -- | -- | -- | -- | -- | -- |
| March 18 | -- | -- | -- | -- | -- | -- |
| March 25 | -- | -- | -- | -- | -- | -- |
| April 1 | -- | -- | -- | -- | -- | -- |
| April 8 | -- | -- | -- | -- | -- | -- |
| April 15 | -- | -- | -- | -- | -- | -- |
| April 22 | -- | -- | -- | -- | -- | -- |
| April 29 | -- | -- | -- | -- | -- | -- |
| May 6 | -- | -- | -- | -- | -- | -- |
| May 13 | -- | -- | -- | -- | -- | -- |
| May 20 | -- | -- | -- | -- | -- | -- |
| May 27 (Postseason) | -- | -- | -- | -- | -- | -- |
| June 4 (Postseason) | -- | -- | -- | -- | -- | -- |

ROSTER BY NUMBER

UNIVERSITY OF MICHIGAN NUMERICAL BASEBALL ROSTER

| NO. | PITCHERS | POS. | B/T | HT. | WT. | YR. | HOMETOWN (HS/PREV.) |
|-----|-------------------|--------|-----|-------|-----|------|--|
| 0 | Joe Donovan | C | R/R | 5'10" | 180 | JR | Clarendon Hills, Ill. (Westmont H.S.) |
| 2 | Jack Blomgren | INF | R/R | 5'10" | 175 | JR | Milton, Wis. (Janesville Craig H.S.) |
| 3 | Ted Burton | INF | R/R | 6'2" | 170 | FR | Huntington Beach, Calif. (Edison H.S.) |
| 5 | Christan Bullock | OF | L/L | 5'10" | 175 | SR | Chicago, Ill. (Morgan Park H.S.) |
| 6 | Danny Zimmerman | INF | R/R | 6'4" | 240 | R-SO | Redondo Beach, Calif. (Redondo Union H.S.) |
| 7 | Jesse Franklin | OF | L/L | 6'1" | 220 | JR | Ballard, Wash. (Seattle Prep) |
| 8 | Jimmy Obertop | C/INF | R/R | 6'1" | 220 | FR | Saint Louis, Mo. (Westminster Christian Academy) |
| 9 | Matt Schmidt | INF | R/R | 6'2" | 220 | SR | Parker, Colo. (Regis Jesuit/U. of Texas/Cypress C.C.) |
| 10 | Cam Hart | INF | R/R | 6'4" | 205 | SO | Armada, Mich. (Lansing C.C./Armada H.S.) |
| 11 | Harrison Salter | C | R/R | 6'2" | 215 | R-JR | Bloomfield Hills, Mich. (Orchard Lake St. Mary's Prep) |
| 12 | Riley Bertram | INF | S/R | 5'11" | 185 | SO | Zionsville, Ind. (Zionsville H.S.) |
| 13 | Dominic Clementi | OF | L/R | 6'0" | 190 | SR | Pewaukee, Wis. (Arrowhead H.S.) |
| 14 | Ben Keizer | LHP | L/L | 6'3" | 220 | R-SR | Portage, Mich. (Portage Northern H.S.) |
| 15 | Clark Elliott | INF/OF | L/R | 5'10" | 170 | FR | Barrington, Ill. (Barrington H.S.) |
| 17 | Jeff Criswell | RHP | R/R | 6'4" | 220 | JR | Portage, Mich. (Portage Central H.S.) |
| 18 | Jordon Rogers | C | R/R | 5'8" | 175 | R-FR | Chicago, Ill. (Simeon Academy) |
| 19 | Dillon Nowicki | RHP | R/R | 6'1" | 195 | R-FR | Stoughton, Wis. (Stoughton H.S.) |
| 20 | Willie Weiss | RHP | R/R | 6'2" | 225 | SO | Portland, Ore. (Westview H.S.) |
| 21 | Ben Dragani | LHP | L/L | 6'5" | 225 | R-SO | Brookfield, Wis. (Catholic Memorial H.S.) |
| 22 | Tito Flores | INF | R/R | 5'10" | 185 | FR | Detroit, Mich. (Brother Rice H.S.) |
| 24 | Casey Buckley | C | L/R | 6'1" | 205 | SO | Long Beach, Calif. (Los Alamitos H.S.) |
| 25 | Isaiah Paige | RHP | R/R | 6'0" | 200 | R-SO | Diamond Bar, Calif. (Damien H.S.) |
| 26 | Joey Velazquez | OF | L/L | 6'0" | 215 | FR | Lewis Center, Ohio (St. Francis De Sales H.S.) |
| 27 | Steve Hajjar | LHP | R/L | 6'4" | 215 | R-FR | North Andover, Mass. (Central Catholic H.S.) |
| 28 | Keaton Carattini | RHP | R/R | 6'1" | 205 | SO | Encinitas, Calif. (La Costa Canyon H.S.) |
| 29 | Blake Beers | RHP | R/R | 6'4" | 210 | JR | Manhattan Beach, Calif. (Loyola H.S.) |
| 30 | Jack White | LHP | L/L | 6'2" | 225 | SO | Athens, Ga. (Athens Academy) |
| 32 | Joe Pace | RHP | R/R | 5'8" | 185 | R-SR | Los Angeles, Calif. (Notre Dame H.S.) |
| 34 | Colin Czajkowski | LHP | L/L | 6'4" | 195 | FR | Brownstown, Mich. (Woodhaven H.S.) |
| 35 | Walker Cleveland | LHP | R/L | 6'2" | 155 | SO | Suwanee, Ga. (North Gwinnett H.S.) |
| 40 | Angelo Smith | LHP | L/L | 5'8" | 165 | JR | Chicago, Ill. (HL Richards H.S.) |
| 42 | Jordan Nwogu | OF | R/R | 6'3" | 230 | JR | Ann Arbor, Mich. (Pioneer H.S.) |
| 45 | Logan Pollack | INF | L/R | 6'2" | 185 | JR | Los Angeles, Calif. (Notre Dame H.S./Santa Barbara C.C.) |
| 47 | Jacob Denner | LHP | L/L | 6'0" | 210 | FR | Closter, N.J. (Bergen Catholic H.S.) |
| 51 | Jack Van Remortel | INF | R/R | 6'1" | 225 | SO | Carmel, Ind. (Carmel H.S.) |
| 55 | Cameron Weston | RHP | R/R | 5'11" | 200 | FR | Canonsburg, Pa. (Canon-McMillan H.S.) |

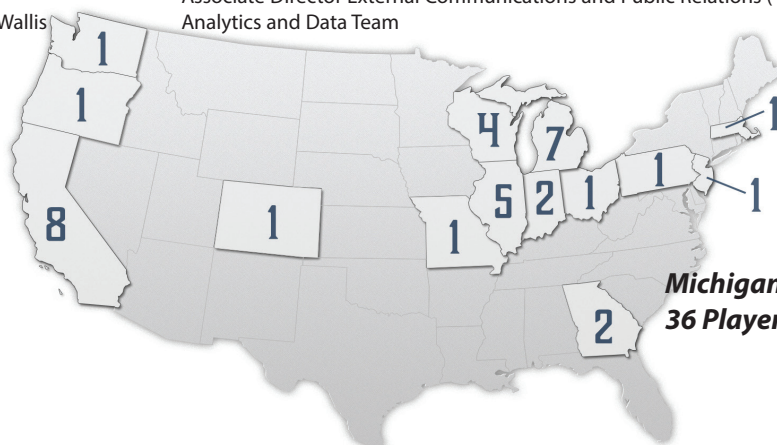
MICHIGAN BASEBALL STAFF

| | | | |
|----|--|---------------|--|
| 23 | Erik | Bakich | Head Coach (8th Season) |
| 23 | Nick | Schnabel | Associate Head Coach (8th Season) |
| 41 | Chris | Fetter | Associate Head Coach (3rd Season) |
| 4 | Max | Gordon | Volunteer Assistant (1st Season) |
| | Wayne R. | Welton | Director of Operations (9th Season) |
| | Jeremy | Kelch | Director of Player Development (6th Season) |
| | Ako | Thomas | Student Assistant (1st Season) |
| | Blake | Nelson | Student Assistant (1st Season) |
| | Hunter | Satterthwaite | Student Manager (3rd Season) |
| | Jackson | Hawkins | Student Manager (2nd Season) |
| | Kimberly | Hill | Senior Associate Athletic Trainer (18th Season) |
| | Jason | Cole | Head Strength & Conditioning Coach Olympic Sports (21st Season) |
| | Kyler | Ludlow | Associate Director External Communications and Public Relations (1st Season) |
| | Max Brill, Joey Keating, Daniel Korach, Max Smith, Duncan Wallis | | Analytics and Data Team |

PRONUNCIATION GUIDE

Pronunciation Guide

| | |
|-------------------------|------------------------------|
| Erik Bakich | back-itch |
| Christan Bullock | christian |
| Colin Czajkowski | chai-COW-skee |
| Ben Dragani | druh-gonn-ee |
| Steven Hajjar | HAY-jurr (as in bat) |
| Jordan Nwogu | woah-goo |
| Nick Schnabel | sh-KNOB-uhl |



Michigan Baseball:
36 Players, 14 States

ROSTER BY POSITION

UNIVERSITY OF MICHIGAN BASEBALL ROSTER (BY POSITION)

| NO. | PITCHERS | POS. | B/T | HT. | WT. | YR. | HOMETOWN (HS/PREV.) |
|-----|------------------|------|-----|-------|-----|------|--|
| 14 | Ben Keizer | LHP | L/L | 6'3" | 220 | R-SR | Portage, Mich. (Portage Northern H.S.) |
| 17 | Jeff Criswell | RHP | R/R | 6'4" | 220 | JR | Portage, Mich. (Portage Central H.S.) |
| 19 | Dillon Nowicki | RHP | R/R | 6'1" | 195 | R-FR | Stoughton, Wis. (Stoughton H.S.) |
| 20 | Willie Weiss | RHP | R/R | 6'2" | 225 | SO | Portland, Ore. (Westview H.S.) |
| 21 | Ben Dragani | LHP | L/L | 6'5" | 225 | R-SO | Brookfield, Wis. (Catholic Memorial H.S.) |
| 25 | Isaiah Paige | RHP | R/R | 6'0" | 200 | R-SO | Diamond Bar, Calif. (Damien H.S.) |
| 27 | Steve Hajjar | LHP | R/L | 6'4" | 215 | R-FR | North Andover, Mass. (Central Catholic H.S.) |
| 28 | Keaton Carattini | RHP | R/R | 6'1" | 205 | SO | Encinitas, Calif. (La Costa Canyon H.S.) |
| 29 | Blake Beers | RHP | R/R | 6'4" | 210 | JR | Manhattan Beach, Calif. (Loyola H.S.) |
| 30 | Jack White | LHP | L/L | 6'2" | 225 | SO | Athens, Ga. (Athens Academy) |
| 32 | Joe Pace | RHP | R/R | 5'8" | 185 | R-SR | Los Angeles, Calif. (Notre Dame H.S.) |
| 34 | Colin Czajkowski | LHP | L/L | 6'4" | 195 | FR | Brownstown, Mich. (Woodhaven H.S.) |
| 35 | Walker Cleveland | LHP | R/L | 6'2" | 155 | SO | Suwanee, Ga. (North Gwinnett H.S.) |
| 40 | Angelo Smith | LHP | L/L | 5'8" | 165 | JR | Chicago, Ill. (HL Richards H.S.) |
| 47 | Jacob Denner | LHP | L/L | 6'0" | 210 | FR | Closter, N.J. (Bergen Catholic H.S.) |
| 55 | Cameron Weston | RHP | R/R | 5'11" | 200 | FR | Canonsburg, Pa. (Canon-McMillan H.S.) |

| NO. | CATCHERS | POS. | B/T | HT. | WT. | YR. | HOMETOWN (HS/LAST SCHOOL) |
|-----|-----------------|-------|-----|-------|-----|------|--|
| 0 | Joe Donovan | C | R/R | 5'10" | 180 | JR | Clarendon Hills, Ill. (Westmont H.S.) |
| 8 | Jimmy Obertop | C/INF | R/R | 6'1" | 220 | FR | Saint Louis, Mo. (Westminster Christian Academy) |
| 11 | Harrison Salter | C | R/R | 6'2" | 215 | R-JR | Bloomfield Hills, Mich. (Orchard Lake St. Mary's Prep) |
| 18 | Jordon Rogers | C | R/R | 5'8" | 175 | R-FR | Chicago, Ill. (Simeon Academy) |
| 24 | Casey Buckley | C | L/R | 6'1" | 205 | SO | Long Beach, Calif. (Los Alamitos H.S.) |

| NO. | INFIELDBERS | POS. | B/T | HT. | WT. | YR. | HOMETOWN (HS/LAST SCHOOL) |
|-----|-------------------|--------|-----|-------|-----|------|--|
| 2 | Jack Blomgren | INF | R/R | 5'10" | 175 | JR | Milton, Wis. (Janesville Craig H.S.) |
| 3 | Ted Burton | INF | R/R | 6'2" | 170 | FR | Huntington Beach, Calif. (Edison H.S.) |
| 6 | Danny Zimmerman | INF | R/R | 6'4" | 240 | R-SO | Redondo Beach, Calif. (Redondo Union H.S.) |
| 9 | Matt Schmidt | INF | R/R | 6'2" | 220 | SR | Parker, Colo. (Regis Jesuit/U. of Texas/Cypress C.C.) |
| 10 | Cam Hart | INF | R/R | 6'4" | 205 | SO | Armada, Mich. (Lansing C.C./Armada H.S.) |
| 12 | Riley Bertram | INF | S/R | 5'11" | 185 | SO | Zionsville, Ind. (Zionsville H.S.) |
| 15 | Clark Elliott | INF/OF | L/R | 5'10" | 170 | FR | Barrington, Ill. (Barrington H.S.) |
| 22 | Tito Flores | INF | R/R | 5'10" | 185 | FR | Detroit, Mich. (Brother Rice H.S.) |
| 45 | Logan Pollack | INF | L/R | 6'2" | 185 | JR | Los Angeles, Calif. (Notre Dame H.S./Santa Barbara C.C.) |
| 51 | Jack Van Remortel | INF | R/R | 6'1" | 225 | SO | Carmel, Ind. (Carmel H.S.) |

| NO. | OUTFIELDERS | POS. | B/T | HT. | WT. | YR. | HOMETOWN (HS/LAST SCHOOL) |
|-----|------------------|------|-----|-------|-----|-----|--|
| 5 | Christan Bullock | OF | L/L | 5'10" | 175 | SR | Chicago, Ill. (Morgan Park H.S.) |
| 7 | Jesse Franklin | OF | L/L | 6'1" | 220 | JR | Ballard, Wash. (Seattle Prep) |
| 13 | Dominic Clementi | OF | L/R | 6'0" | 190 | SR | Pewaukee, Wis. (Arrowhead H.S.) |
| 26 | Joey Velazquez | OF | L/L | 6'0" | 215 | FR | Lewis Center, Ohio (St. Francis De Sales H.S.) |
| 42 | Jordan Nwogu | OF | R/R | 6'3" | 230 | JR | Ann Arbor, Mich. (Pioneer H.S.) |

MICHIGAN BASEBALL STAFF

| | |
|----|---|
| 23 | Erik Bakich, Head Coach (8th season) |
| 23 | Nick Schnabel, Associate Head Coach 8th season) |
| 41 | Chris Fetter, Associate Head Coach (2nd season) |
| 4 | Max Gordon, Assistant Coach (1st season) |
| | Wayne Welton, Director of Operations (9th season) |
| | Jeremy Kelch, Video Coordinator (6th Season) |

MEDIA INFORMATION

INTERVIEWS

All interviews with players and coaches need to be cleared through the Michigan media relations office with Kyler Ludlow. If you wish to talk to any Wolverine player or head coach Erik Bakich, please contact Kyler Ludlow via email or phone - contact information on the front page of the Baseball notes.

GAME NOTES AND STATISTICS

Game notes and statistics will be distributed to all working media on game days at the Wilpon Baseball Complex. Copies will be made available in the press box. Statistics are for working press only. All information will be made available to fans and Michigan supporters on MGoBlue.com.

LIVE STATS AND BROADCASTS

Select games will be available on radio and/or the internet but all home games can be accessed through Sidearm Stats, offering realtime statistics on MGoBlue.com.

PRONUNCIATION GUIDE

| Pronunciation Guide | |
|-------------------------|---------------------|
| Erik Bakich | back-itch |
| Christan Bullock | christian |
| Colin Czajkowski | chai-COW-skee |
| Ben Dragani | druh-gonn-ee |
| Steven Hajjar | HAJ-urr (as in bat) |
| Jordan Nwogu | woah-goo |
| Nick Schnabel | sh-KNOB-uhl |

OVERALL STATS

The Automated ScoreBook

Overall Statistics for Michigan (as of Jun 26, 2019)

(All games Sorted by Batting avg)

Record: 50-22 Home: 22-4 Away: 14-12 Neutral: 14-6 Big Ten: 16-7

| Player | avg | gp-gs | ab | r | h | 2b | 3b | hr | rbi | tb | slg% | bb | hp | so | gdp | ob% | sf | sh | sb-att | po | a | e | fld% |
|-----------------------|------|-------|------|-----|-----|-----|----|----|-----|------|------|-----|----|-----|-----|------|----|----|---------|------|-----|----|-------|
| 22 Brewer, Jordon | .329 | 63-62 | 246 | 58 | 81 | 20 | 0 | 12 | 59 | 137 | .557 | 24 | 5 | 56 | 0 | .389 | 8 | 2 | 25-29 | 223 | 12 | 8 | .967 |
| 42 Nwogu, Jordan | .321 | 64-64 | 246 | 58 | 79 | 14 | 4 | 12 | 46 | 137 | .557 | 44 | 7 | 51 | 2 | .435 | 2 | 0 | 16-18 | 21 | 1 | 2 | .917 |
| 2 Blomgren, Jack | .314 | 70-70 | 242 | 40 | 76 | 8 | 2 | 3 | 47 | 97 | .401 | 35 | 12 | 48 | 8 | .417 | 6 | 3 | 7-11 | 87 | 190 | 10 | .965 |
| 10 Nelson, Blake | .297 | 65-64 | 236 | 42 | 70 | 17 | 1 | 1 | 39 | 92 | .390 | 30 | 9 | 54 | 5 | .391 | 4 | 4 | 18-18 | 51 | 113 | 14 | .921 |
| 15 Kerr, Jimmy | .269 | 72-72 | 268 | 52 | 72 | 15 | 1 | 15 | 64 | 134 | .500 | 43 | 0 | 63 | 1 | .364 | 5 | 0 | 6-7 | 467 | 62 | 9 | .983 |
| 4 Thomas, Ako | .267 | 64-64 | 225 | 38 | 60 | 16 | 1 | 2 | 32 | 84 | .373 | 31 | 5 | 48 | 2 | .366 | 1 | 3 | 2-4 | 106 | 171 | 9 | .969 |
| 3 Lewis, Miles | .265 | 62-59 | 223 | 43 | 59 | 16 | 2 | 4 | 31 | 91 | .408 | 28 | 7 | 48 | 1 | .364 | 0 | 1 | 10-16 | 77 | 3 | 0 | 1.000 |
| 5 Bullock, Christan | .263 | 46-31 | 118 | 27 | 31 | 7 | 2 | 2 | 14 | 48 | .407 | 22 | 2 | 43 | 0 | .385 | 1 | 1 | 14-16 | 50 | 2 | 1 | .981 |
| 7 Franklin, Jesse | .262 | 68-68 | 260 | 61 | 68 | 15 | 1 | 13 | 55 | 124 | .477 | 51 | 6 | 54 | 5 | .388 | 5 | 0 | 4-4 | 142 | 4 | 1 | .993 |
| 0 Donovan, Joe | .234 | 63-60 | 209 | 40 | 49 | 12 | 0 | 9 | 37 | 88 | .421 | 20 | 6 | 55 | 5 | .314 | 4 | 4 | 0-2 | 499 | 57 | 6 | .989 |
| 13 Clementi, Dominic | .195 | 38-17 | 87 | 13 | 17 | 4 | 1 | 1 | 6 | 26 | .299 | 9 | 1 | 25 | 1 | .276 | 1 | 0 | 2-2 | 4 | 2 | 0 | 1.000 |
| ----- | | | | | | | | | | | | | | | | | | | | | | | |
| 12 Bertram, Riley | .385 | 18-3 | 26 | 4 | 10 | 4 | 0 | 0 | 7 | 14 | .538 | 4 | 3 | 6 | 0 | .515 | 0 | 0 | 1-1 | 5 | 12 | 0 | 1.000 |
| 11 Salter, Harrison | .265 | 22-10 | 34 | 4 | 9 | 1 | 0 | 0 | 8 | 10 | .294 | 6 | 0 | 7 | 2 | .357 | 2 | 2 | 0-0 | 95 | 4 | 0 | 1.000 |
| 9 Schmidt, Matthew | .167 | 14-1 | 12 | 4 | 2 | 1 | 0 | 0 | 2 | 3 | .250 | 2 | 3 | 1 | 0 | .389 | 1 | 0 | 2-2 | 22 | 5 | 0 | 1.000 |
| 51 Van Remortel, Jack | .167 | 16-0 | 12 | 3 | 2 | 0 | 0 | 0 | 1 | 2 | .167 | 4 | 0 | 2 | 2 | .375 | 0 | 0 | 0-0 | 4 | 5 | 0 | 1.000 |
| 24 Buckley, Casey | .000 | 12-2 | 14 | 0 | 0 | 0 | 0 | 0 | 0 | 0 | .000 | 0 | 0 | 6 | 2 | .000 | 0 | 1 | 0-0 | 17 | 3 | 0 | 1.000 |
| 28 Carratini, Keaton | .000 | 2-0 | 1 | 0 | 0 | 0 | 0 | 0 | 0 | 0 | .000 | 1 | 0 | 1 | 0 | .500 | 0 | 0 | 0-0 | 1 | 0 | 0 | 1.000 |
| 32 Pace, Joe | .000 | 3-0 | 0 | 0 | 0 | 0 | 0 | 0 | 0 | 0 | .000 | 0 | 0 | 0 | 0 | .000 | 0 | 0 | 0-0 | 2 | 0 | 0 | 1.000 |
| 25 Paige, Isaiah | .000 | 1-1 | 0 | 0 | 0 | 0 | 0 | 0 | 0 | 0 | .000 | 0 | 0 | 0 | 0 | .000 | 0 | 0 | 0-0 | 2 | 1 | 0 | 1.000 |
| Totals | .279 | 72 | 2459 | 487 | 685 | 150 | 15 | 74 | 448 | 1087 | .442 | 354 | 66 | 568 | 36 | .379 | 40 | 21 | 107-130 | 1905 | 720 | 71 | .974 |
| Opponents | .225 | 72 | 2338 | 294 | 525 | 100 | 7 | 47 | 265 | 780 | .334 | 267 | 74 | 621 | 35 | .321 | 15 | 33 | 39-59 | 1861 | 557 | 93 | .963 |

LOB - Team (594), Opp (530). DPs turned - Team (52), Opp (43). CI - Team (2), Donovan 2, Opp (2). IBB - Team (7), Kerr 2, Brewer 1, Lewis 1, Thomas 1, Nwogu 1, Nelson 1, Opp (10). Picked off - Brewer 3, Nwogu 2, Thomas 2, Bullock 1, Clementi 1.

(All games Sorted by Earned run avg)

| Player | era | w-l | app | gs | cg | sho | sv | ip | h | r | er | bb | so | 2b | 3b | hr | b/avg | wp | hp | bk | sfa | sha |
|-----------------------|-------|-------|-----|----|----|-----|----|-------|-----|-----|-----|-----|-----|-----|----|----|-------|----|----|----|-----|-----|
| 17 Criswell, Jeff | 2.72 | 7-1 | 22 | 17 | 0 | 0/1 | 3 | 106.0 | 88 | 40 | 32 | 50 | 116 | 11 | 0 | 6 | .232 | 9 | 7 | 2 | 5 | 3 |
| 37 Kauffmann, Karl | 3.03 | 12-7 | 21 | 20 | 0 | 0/2 | 1 | 130.2 | 107 | 59 | 44 | 39 | 111 | 17 | 1 | 7 | .221 | 9 | 8 | 0 | 1 | 10 |
| 47 Henry, Tommy | 3.27 | 12-5 | 20 | 19 | 2 | 2/1 | 0 | 124.0 | 102 | 52 | 45 | 26 | 135 | 19 | 2 | 12 | .221 | 9 | 9 | 1 | 2 | 7 |
| ----- | | | | | | | | | | | | | | | | | | | | | | |
| 30 White, Jack | 0.00 | 0-0 | 2 | 0 | 0 | 0/0 | 0 | 2.0 | 0 | 0 | 0 | 2 | 1 | 0 | 0 | 0 | .000 | 0 | 0 | 0 | 0 | 0 |
| 25 Paige, Isaiah | 2.75 | 4-1 | 26 | 5 | 0 | 0/4 | 1 | 52.1 | 43 | 22 | 16 | 16 | 33 | 11 | 0 | 4 | .218 | 7 | 4 | 0 | 1 | 1 |
| 20 Weiss, Willie | 2.97 | 2-2 | 27 | 0 | 0 | 0/1 | 9 | 39.1 | 25 | 15 | 13 | 32 | 50 | 2 | 2 | 5 | .180 | 8 | 5 | 0 | 2 | 1 |
| 32 Pace, Joe | 3.86 | 0-0 | 9 | 1 | 0 | 0/0 | 0 | 9.1 | 8 | 4 | 4 | 5 | 14 | 1 | 0 | 0 | .229 | 1 | 1 | 0 | 0 | 0 |
| 35 Cleveland, Walker | 4.23 | 4-3 | 15 | 3 | 0 | 0/1 | 0 | 38.1 | 30 | 20 | 18 | 15 | 19 | 7 | 1 | 4 | .219 | 6 | 10 | 1 | 0 | 4 |
| 48 Weisenburger, Jack | 4.25 | 3-1 | 25 | 0 | 0 | 0/3 | 1 | 29.2 | 23 | 15 | 14 | 23 | 31 | 6 | 0 | 1 | .221 | 4 | 5 | 0 | 4 | 0 |
| 14 Keizer, Benjamin | 4.30 | 4-1 | 34 | 1 | 0 | 0/3 | 2 | 44.0 | 31 | 23 | 21 | 21 | 48 | 7 | 1 | 3 | .196 | 4 | 11 | 0 | 0 | 5 |
| Smith | 4.60 | 1-0 | 23 | 4 | 0 | 0/3 | 0 | 31.1 | 34 | 22 | 16 | 20 | 39 | 10 | 0 | 2 | .274 | 4 | 7 | 0 | 0 | 2 |
| 29 Beers, Blake | 6.04 | 1-1 | 14 | 2 | 0 | 0/1 | 1 | 22.1 | 26 | 15 | 15 | 10 | 15 | 6 | 0 | 3 | .295 | 2 | 5 | 1 | 0 | 0 |
| 34 Bredeson, Jack | 6.75 | 0-0 | 4 | 0 | 0 | 0/0 | 0 | 2.2 | 3 | 2 | 2 | 5 | 6 | 0 | 0 | 0 | .273 | 2 | 0 | 0 | 0 | 0 |
| 28 Carratini, Keaton | 12.00 | 0-0 | 4 | 0 | 0 | 0/0 | 0 | 3.0 | 5 | 5 | 4 | 3 | 3 | 3 | 0 | 0 | .357 | 0 | 2 | 0 | 0 | 0 |
| Totals | 3.46 | 50-22 | 72 | 72 | 2 | 9/7 | 18 | 635.0 | 525 | 294 | 244 | 267 | 621 | 100 | 7 | 47 | .225 | 65 | 74 | 5 | 15 | 33 |
| Opponents | 6.28 | 22-50 | 72 | 72 | 1 | 1/1 | 15 | 620.1 | 685 | 487 | 433 | 354 | 568 | 150 | 15 | 74 | .279 | 57 | 66 | 7 | 40 | 21 |

PB - Team (25), Donovan 22, Salter 2, Buckley 1, Opp (27). Pickoffs - Team (6), Donovan 4, Cleveland 2, Opp (9). SBA/ATT - Donovan (31-47), Criswell (10-17), Kauffmann (3-9), Salter (7-8), Henry (7-8), Cleveland (5-6), Paige (3-6), Smith (4-5), Beers (2-3), Buckley (1-3), Weisenburger (3-3), White (1-1), Weiss (1-1).

OVERALL STATS

The Automated ScoreBook
Overall Statistics for Michigan (as of Jun 26, 2019)
(vs. Vanderbilt Sorted by Batting avg)

Record: 1-1 Home: 0-0 Away: 0-0 Neutral: 1-1 Big Ten: 0-0

| Player | avg | gp-gs | ab | r | h | 2b | 3b | hr | rbi | tb | slg% | bb | hp | so | gdp | ob% | sf | sh | sb-att | po | a | e | fld% |
|----------------------|------|-------|----|---|----|----|----|----|-----|----|------|----|----|----|-----|------|----|----|--------|----|----|---|-------|
| 2 Blomgren, Jack | .625 | 2-2 | 8 | 2 | 5 | 0 | 0 | 0 | 0 | 5 | .625 | 1 | 0 | 0 | 0 | .667 | 0 | 0 | 0-0 | 2 | 8 | 2 | .833 |
| 4 Thomas, Ako | .400 | 2-2 | 5 | 0 | 2 | 1 | 0 | 0 | 2 | 3 | .600 | 3 | 0 | 2 | 0 | .625 | 0 | 1 | 0-0 | 1 | 4 | 0 | 1.000 |
| 22 Brewer, Jordon | .375 | 2-2 | 8 | 2 | 3 | 1 | 0 | 0 | 1 | 4 | .500 | 1 | 0 | 3 | 0 | .444 | 0 | 0 | 0-0 | 3 | 1 | 0 | 1.000 |
| 0 Donovan, Joe | .286 | 2-2 | 7 | 2 | 2 | 0 | 0 | 1 | 1 | 5 | .714 | 1 | 0 | 2 | 0 | .375 | 0 | 1 | 0-0 | 18 | 1 | 0 | 1.000 |
| 10 Nelson, Blake | .222 | 2-2 | 9 | 0 | 2 | 0 | 0 | 0 | 1 | 2 | .222 | 0 | 0 | 3 | 0 | .222 | 0 | 0 | 3-3 | 1 | 4 | 0 | 1.000 |
| 42 Nwogu, Jordan | .143 | 2-2 | 7 | 0 | 1 | 0 | 0 | 0 | 0 | 1 | .143 | 1 | 0 | 2 | 0 | .250 | 0 | 0 | 0-0 | 0 | 0 | 0 | .000 |
| 5 Bullock, Christan | .125 | 2-2 | 8 | 0 | 1 | 1 | 0 | 0 | 0 | 2 | .250 | 1 | 0 | 4 | 0 | .222 | 0 | 0 | 1-1 | 2 | 0 | 0 | 1.000 |
| 7 Franklin, Jesse | .125 | 2-2 | 8 | 1 | 1 | 0 | 0 | 0 | 1 | 1 | .125 | 1 | 0 | 3 | 0 | .222 | 0 | 0 | 0-0 | 8 | 0 | 0 | 1.000 |
| 15 Kerr, Jimmy | .111 | 2-2 | 9 | 1 | 1 | 0 | 0 | 1 | 2 | 4 | .444 | 0 | 0 | 5 | 0 | .111 | 0 | 0 | 0-0 | 18 | 1 | 1 | .950 |
| 13 Clementi, Dominic | .000 | 1-0 | 2 | 0 | 0 | 0 | 0 | 0 | 0 | 0 | .000 | 0 | 0 | 2 | 0 | .000 | 0 | 0 | 0-0 | 0 | 0 | 0 | .000 |
| Totals | .254 | 2 | 71 | 8 | 18 | 3 | 0 | 2 | 8 | 27 | .380 | 9 | 0 | 26 | 0 | .338 | 0 | 2 | 4-4 | 54 | 20 | 3 | .961 |
| Opponents | .197 | 2 | 66 | 8 | 13 | 2 | 0 | 2 | 5 | 21 | .318 | 6 | 1 | 18 | 1 | .270 | 1 | 1 | 0-0 | 54 | 14 | 3 | .958 |

LOB - Team (20), Opp (13). DPs turned - Team (1). IBB - Team (0), Opp (2).

(vs. Vanderbilt Sorted by Earned run avg)

| Player | era | w-l | app | gs | cg | sho | sv | ip | h | r | er | bb | so | 2b | 3b | hr | b/avg | wp | hp | bk | sfa | sha |
|-----------------------|-------|-----|-----|----|----|-----|----|------|----|---|----|----|----|----|----|----|-------|----|----|----|-----|-----|
| 25 Paige, Isaiah | 0.00 | 0-1 | 1 | 1 | 0 | 0/0 | 0 | 4.0 | 3 | 1 | 0 | 0 | 5 | 0 | 0 | 0 | .188 | 1 | 0 | 0 | 0 | 0 |
| 47 Henry, Tommy | 3.24 | 1-0 | 1 | 1 | 0 | 0/0 | 0 | 8.1 | 7 | 4 | 3 | 1 | 8 | 1 | 0 | 1 | .226 | 2 | 1 | 0 | 0 | 0 |
| ----- | | | | | | | | | | | | | | | | | | | | | | |
| 20 Weiss, Willie | 0.00 | 0-0 | 1 | 0 | 0 | 0/0 | 0 | 1.1 | 0 | 0 | 0 | 0 | 0 | 0 | 0 | 0 | .000 | 0 | 0 | 0 | 0 | 0 |
| 35 Cleveland, Walker | 0.00 | 0-0 | 1 | 0 | 0 | 0/0 | 0 | 1.0 | 0 | 0 | 0 | 0 | 1 | 0 | 0 | 0 | .000 | 0 | 0 | 0 | 0 | 0 |
| 17 Criswell, Jeff | 0.00 | 0-0 | 1 | 0 | 0 | 0/0 | 0 | 0.2 | 0 | 0 | 0 | 0 | 0 | 0 | 0 | 0 | .000 | 0 | 0 | 0 | 1 | 0 |
| 48 Weisenburger, Jack | 0.00 | 0-0 | 1 | 0 | 0 | 0/0 | 0 | 0.0 | 0 | 0 | 0 | 2 | 0 | 0 | 0 | 0 | | 2 | 0 | 0 | 0 | 0 |
| 40 Smith, Angelo | 6.75 | 0-0 | 1 | 0 | 0 | 0/0 | 0 | 1.1 | 2 | 1 | 1 | 0 | 3 | 1 | 0 | 1 | .333 | 0 | 0 | 0 | 0 | 0 |
| 14 Keizer, Benjamin | 13.50 | 0-0 | 1 | 0 | 0 | 0/0 | 0 | 1.1 | 1 | 2 | 2 | 3 | 1 | 0 | 0 | 0 | .200 | 0 | 0 | 0 | 0 | 1 |
| Totals | 3.00 | 1-1 | 2 | 2 | 0 | 0/0 | 0 | 18.0 | 13 | 8 | 6 | 6 | 18 | 2 | 0 | 2 | .197 | 5 | 1 | 0 | 1 | 1 |
| Opponents | 4.00 | 1-1 | 2 | 2 | 0 | 0/0 | 0 | 18.0 | 18 | 8 | 8 | 9 | 26 | 3 | 0 | 2 | .254 | 1 | 0 | 1 | 0 | 2 |

PB - Team (2), Donovan 2, Opp (1).

COLLEGE WORLD SERIES STATS

The Automated ScoreBook
Overall Statistics for Michigan (as of Jun 26, 2019)
(College World Series Sorted by Batting avg)

Record: 4-1 Home: 0-0 Away: 0-0 Neutral: 4-1 Big Ten: 0-0

| Player | avg | gp-gs | ab | r | h | 2b | 3b | hr | rbi | tb | slg% | bb | hp | so | gdp | ob% | sf | sh | sb-att | po | a | e | fld% |
|----------------------|------|-------|-----|----|----|----|----|----|-----|----|------|----|----|----|-----|-------|----|----|--------|-----|----|---|-------|
| 2 Blomgren, Jack | .381 | 5-5 | 21 | 4 | 8 | 0 | 0 | 0 | 0 | 8 | .381 | 2 | 0 | 4 | 0 | .435 | 0 | 0 | 2-2 | 8 | 17 | 2 | .926 |
| 4 Thomas, Ako | .357 | 5-5 | 14 | 2 | 5 | 1 | 0 | 0 | 4 | 6 | .429 | 7 | 0 | 5 | 0 | .571 | 0 | 1 | 0-0 | 7 | 14 | 0 | 1.000 |
| 15 Kerr, Jimmy | .318 | 5-5 | 22 | 6 | 7 | 1 | 1 | 3 | 8 | 19 | .864 | 1 | 0 | 9 | 0 | .348 | 0 | 0 | 1-1 | 44 | 1 | 1 | .978 |
| 7 Franklin, Jesse | .300 | 5-5 | 20 | 5 | 6 | 1 | 0 | 1 | 6 | 10 | .500 | 4 | 0 | 5 | 1 | .417 | 0 | 0 | 0-0 | 13 | 0 | 0 | 1.000 |
| 10 Nelson, Blake | .286 | 5-5 | 21 | 2 | 6 | 0 | 0 | 0 | 3 | 6 | .286 | 0 | 1 | 7 | 0 | .318 | 0 | 0 | 3-3 | 4 | 6 | 0 | 1.000 |
| 42 Nwogu, Jordan | .250 | 5-5 | 20 | 3 | 5 | 1 | 0 | 0 | 3 | 6 | .300 | 3 | 0 | 5 | 1 | .348 | 0 | 0 | 0-0 | 0 | 0 | 0 | .000 |
| 22 Brewer, Jordon | .250 | 5-5 | 20 | 3 | 5 | 1 | 0 | 0 | 3 | 6 | .300 | 2 | 1 | 6 | 0 | .333 | 1 | 0 | 1-1 | 6 | 1 | 0 | 1.000 |
| 0 Donovan, Joe | .176 | 5-5 | 17 | 4 | 3 | 0 | 0 | 1 | 1 | 6 | .353 | 3 | 1 | 7 | 0 | .333 | 0 | 1 | 0-0 | 39 | 2 | 0 | 1.000 |
| 5 Bullock, Christan | .118 | 5-5 | 17 | 1 | 2 | 1 | 0 | 0 | 0 | 3 | .176 | 5 | 0 | 9 | 0 | .318 | 0 | 0 | 1-2 | 10 | 0 | 0 | 1.000 |
| ----- | | | | | | | | | | | | | | | | | | | | | | | |
| 13 Clementi, Dominic | .000 | 2-0 | 3 | 0 | 0 | 0 | 0 | 0 | 0 | 0 | .000 | 0 | 0 | 2 | 0 | .000 | 0 | 0 | 0-0 | 0 | 0 | 0 | .000 |
| 3 Lewis, Miles | .000 | 1-0 | 1 | 0 | 0 | 0 | 0 | 0 | 0 | 0 | .000 | 0 | 0 | 1 | 0 | .000 | 0 | 0 | 0-0 | 0 | 0 | 0 | .000 |
| 11 Salter, Harrison | .000 | 1-0 | 0 | 0 | 0 | 0 | 0 | 0 | 0 | 0 | .000 | 0 | 0 | 0 | 0 | .000 | 0 | 0 | 0-0 | 3 | 0 | 0 | 1.000 |
| 12 Bertram, Riley | .000 | 1-0 | 0 | 0 | 0 | 0 | 0 | 0 | 0 | 0 | .000 | 0 | 1 | 0 | 0 | 1.000 | 0 | 0 | 0-0 | 0 | 0 | 0 | .000 |
| Totals | .267 | 5 | 176 | 30 | 47 | 6 | 1 | 5 | 28 | 70 | .398 | 27 | 4 | 60 | 2 | .375 | 1 | 2 | 8-9 | 135 | 47 | 3 | .984 |
| Opponents | .196 | 5 | 163 | 14 | 32 | 6 | 0 | 3 | 11 | 47 | .288 | 12 | 4 | 43 | 2 | .267 | 1 | 3 | 0-0 | 132 | 30 | 8 | .953 |

LOB - Team (48), Opp (34). DPs turned - Team (3), Opp (2). IBB - Team (0), Opp (2).

(College World Series Sorted by Earned run avg)

| Player | era | w-l | app | gs | cg | sho | sv | ip | h | r | er | bb | so | 2b | 3b | hr | b/avg | wp | hp | bk | sfa | sha |
|-----------------------|-------|-----|-----|----|----|-----|----|------|----|----|----|----|----|----|----|----|-------|----|----|----|-----|-----|
| 17 Criswell, Jeff | 0.00 | 0-0 | 3 | 0 | 0 | 0/0 | 2 | 5.2 | 2 | 0 | 0 | 2 | 10 | 0 | 0 | 0 | .118 | 0 | 0 | 0 | 1 | 0 |
| 47 Henry, Tommy | 1.56 | 2-0 | 2 | 2 | 1 | 1/0 | 0 | 17.1 | 10 | 4 | 3 | 1 | 18 | 3 | 0 | 1 | .164 | 3 | 3 | 0 | 0 | 0 |
| 37 Kauffmann, Karl | 4.15 | 2-0 | 2 | 2 | 0 | 0/0 | 0 | 13.0 | 14 | 6 | 6 | 4 | 5 | 2 | 0 | 1 | .275 | 1 | 1 | 0 | 0 | 2 |
| ----- | | | | | | | | | | | | | | | | | | | | | | |
| 25 Paige, Isaiah | 0.00 | 0-1 | 1 | 1 | 0 | 0/0 | 0 | 4.0 | 3 | 1 | 0 | 0 | 5 | 0 | 0 | 0 | .188 | 1 | 0 | 0 | 0 | 0 |
| 20 Weiss, Willie | 0.00 | 0-0 | 1 | 0 | 0 | 0/0 | 0 | 1.1 | 0 | 0 | 0 | 0 | 0 | 0 | 0 | 0 | .000 | 0 | 0 | 0 | 0 | 0 |
| 35 Cleveland, Walker | 0.00 | 0-0 | 1 | 0 | 0 | 0/0 | 0 | 1.0 | 0 | 0 | 0 | 0 | 1 | 0 | 0 | 0 | .000 | 0 | 0 | 0 | 0 | 0 |
| 48 Weisenburger, Jack | 0.00 | 0-0 | 1 | 0 | 0 | 0/0 | 0 | 0.0 | 0 | 0 | 0 | 2 | 0 | 0 | 0 | 0 | | 2 | 0 | 0 | 0 | 0 |
| 40 Smith, Angelo | 6.75 | 0-0 | 1 | 0 | 0 | 0/0 | 0 | 1.1 | 2 | 1 | 1 | 0 | 3 | 1 | 0 | 1 | .333 | 0 | 0 | 0 | 0 | 0 |
| 14 Keizer, Benjamin | 13.50 | 0-0 | 1 | 0 | 0 | 0/0 | 0 | 1.1 | 1 | 2 | 2 | 3 | 1 | 0 | 0 | 0 | .200 | 0 | 0 | 0 | 0 | 1 |
| Totals | 2.40 | 4-1 | 5 | 5 | 1 | 1/0 | 2 | 45.0 | 32 | 14 | 12 | 12 | 43 | 6 | 0 | 3 | .196 | 7 | 4 | 0 | 1 | 3 |
| Opponents | 5.73 | 1-4 | 5 | 5 | 0 | 0/0 | 0 | 44.0 | 47 | 30 | 28 | 27 | 60 | 6 | 1 | 5 | .267 | 6 | 4 | 1 | 1 | 2 |

PB - Team (2), Donovan 2, Opp (2).

NCAA POSTSEASON STATS

The Automated ScoreBook

Overall Statistics for Michigan (as of Jun 26, 2019)

(NCAA Tournament Sorted by Batting avg)

Record: 9-3 Home: 0-0 Away: 2-1 Neutral: 7-2 Big Ten: 0-0

| Player | avg | gp-gs | ab | r | h | 2b | 3b | hr | rbi | tb | slg% | bb | hp | so | gdp | ob% | sf | sh | sb-att | po | a | e | fld% |
|----------------------|------|-------|-----|----|-----|----|----|----|-----|-----|------|----|----|-----|-----|------|----|----|--------|-----|-----|----|-------|
| 12 Bertram, Riley | .467 | 5-3 | 15 | 3 | 7 | 3 | 0 | 0 | 3 | 10 | .667 | 0 | 2 | 3 | 0 | .529 | 0 | 0 | 0-0 | 2 | 8 | 0 | 1.000 |
| 2 Blomgren, Jack | .343 | 10-10 | 35 | 6 | 12 | 0 | 0 | 0 | 6 | 12 | .343 | 6 | 0 | 6 | 1 | .419 | 2 | 1 | 2-2 | 13 | 26 | 3 | .929 |
| 15 Kerr, Jimmy | .300 | 12-12 | 50 | 14 | 15 | 2 | 1 | 7 | 17 | 40 | .800 | 6 | 0 | 13 | 0 | .375 | 0 | 0 | 1-1 | 102 | 6 | 1 | .991 |
| 22 Brewer, Jordon | .275 | 10-9 | 40 | 7 | 11 | 2 | 0 | 0 | 6 | 13 | .325 | 3 | 1 | 12 | 0 | .333 | 1 | 0 | 6-6 | 18 | 1 | 2 | .905 |
| 7 Franklin, Jesse | .275 | 12-12 | 51 | 10 | 14 | 2 | 1 | 1 | 12 | 21 | .412 | 6 | 1 | 10 | 1 | .362 | 0 | 0 | 0-0 | 36 | 1 | 0 | 1.000 |
| 4 Thomas, Ako | .263 | 11-11 | 38 | 6 | 10 | 2 | 0 | 0 | 8 | 12 | .316 | 8 | 1 | 11 | 0 | .404 | 0 | 1 | 0-0 | 22 | 31 | 1 | .981 |
| 10 Nelson, Blake | .255 | 12-12 | 47 | 7 | 12 | 1 | 0 | 0 | 7 | 13 | .277 | 4 | 2 | 13 | 0 | .340 | 0 | 1 | 4-4 | 10 | 23 | 4 | .892 |
| 42 Nwogu, Jordan | .255 | 12-12 | 51 | 10 | 13 | 3 | 0 | 2 | 6 | 22 | .431 | 7 | 1 | 11 | 1 | .350 | 1 | 0 | 1-1 | 0 | 0 | 0 | .000 |
| 5 Bullock, Christan | .238 | 12-12 | 42 | 8 | 10 | 4 | 2 | 1 | 5 | 21 | .500 | 10 | 1 | 17 | 0 | .396 | 0 | 1 | 4-5 | 18 | 0 | 1 | .947 |
| 0 Donovan, Joe | .167 | 12-12 | 42 | 8 | 7 | 2 | 0 | 3 | 6 | 18 | .429 | 5 | 2 | 17 | 0 | .275 | 2 | 2 | 0-0 | 101 | 10 | 0 | 1.000 |
| 3 Lewis, Miles | .167 | 4-3 | 12 | 2 | 2 | 0 | 0 | 0 | 0 | 2 | .167 | 1 | 0 | 7 | 1 | .231 | 0 | 0 | 0-0 | 3 | 0 | 0 | 1.000 |
| ----- | | | | | | | | | | | | | | | | | | | | | | | |
| 13 Clementi, Dominic | .000 | 2-0 | 3 | 0 | 0 | 0 | 0 | 0 | 0 | 0 | .000 | 0 | 0 | 2 | 0 | .000 | 0 | 0 | 0-0 | 0 | 0 | 0 | .000 |
| 11 Salter, Harrison | .000 | 1-0 | 0 | 0 | 0 | 0 | 0 | 0 | 0 | 0 | .000 | 0 | 0 | 0 | 0 | .000 | 0 | 0 | 0-0 | 3 | 0 | 0 | 1.000 |
| Totals | .265 | 12 | 426 | 81 | 113 | 21 | 4 | 14 | 76 | 184 | .432 | 56 | 11 | 122 | 4 | .361 | 6 | 6 | 18-19 | 333 | 116 | 14 | .970 |
| Opponents | .213 | 12 | 409 | 44 | 87 | 15 | 2 | 10 | 38 | 136 | .333 | 41 | 11 | 104 | 5 | .300 | 2 | 6 | 3-7 | 327 | 87 | 12 | .972 |

LOB - Team (97), Opp (92). DPs turned - Team (8), Opp (4). IBB - Team (3), Thomas 1, Kerr 1, Nwogu 1, Opp (6).

(NCAA Tournament Sorted by Earned run avg)

| Player | era | w-l | app | gs | cg | sho | sv | ip | h | r | er | bb | so | 2b | 3b | hr | b/avg | wp | hp | bk | sfa | sha |
|-----------------------|-------|-----|-----|----|----|-----|----|-------|-----|----|----|----|-----|----|----|----|-------|----|----|----|-----|-----|
| 17 Criswell, Jeff | 1.86 | 1-0 | 6 | 2 | 0 | 0/0 | 3 | 19.1 | 17 | 6 | 4 | 8 | 22 | 3 | 0 | 0 | .250 | 0 | 1 | 1 | 1 | 0 |
| 47 Henry, Tommy | 2.27 | 3-0 | 4 | 4 | 1 | 1/0 | 0 | 31.2 | 22 | 9 | 8 | 3 | 31 | 5 | 1 | 4 | .193 | 5 | 3 | 0 | 0 | 2 |
| 37 Kauffmann, Karl | 2.40 | 4-0 | 4 | 4 | 0 | 0/1 | 0 | 30.0 | 24 | 8 | 8 | 8 | 20 | 2 | 0 | 1 | .218 | 1 | 1 | 0 | 0 | 3 |
| ----- | | | | | | | | | | | | | | | | | | | | | | |
| 20 Weiss, Willie | 3.00 | 0-0 | 4 | 0 | 0 | 0/0 | 0 | 3.0 | 0 | 1 | 1 | 3 | 3 | 0 | 0 | 0 | .000 | 1 | 2 | 0 | 0 | 0 |
| 35 Cleveland, Walker | 3.38 | 0-1 | 3 | 1 | 0 | 0/0 | 0 | 5.1 | 5 | 3 | 2 | 2 | 3 | 1 | 1 | 1 | .250 | 0 | 0 | 0 | 0 | 0 |
| 25 Paige, Isaiah | 3.86 | 0-1 | 4 | 1 | 0 | 0/0 | 0 | 9.1 | 8 | 6 | 4 | 4 | 8 | 1 | 0 | 2 | .216 | 1 | 0 | 0 | 0 | 0 |
| 14 Keizer, Benjamin | 5.14 | 0-0 | 5 | 0 | 0 | 0/0 | 1 | 7.0 | 4 | 5 | 4 | 4 | 9 | 0 | 0 | 0 | .154 | 1 | 3 | 0 | 0 | 1 |
| 40 Smith, Angelo | 6.75 | 0-0 | 2 | 0 | 0 | 0/0 | 0 | 1.1 | 2 | 1 | 1 | 2 | 3 | 1 | 0 | 1 | .333 | 0 | 0 | 0 | 0 | 0 |
| 48 Weisenburger, Jack | 7.71 | 0-1 | 5 | 0 | 0 | 0/1 | 0 | 2.1 | 2 | 3 | 2 | 6 | 3 | 1 | 0 | 0 | .222 | 3 | 0 | 0 | 1 | 0 |
| 29 Beers, Blake | 10.80 | 1-0 | 1 | 0 | 0 | 0/0 | 0 | 1.2 | 3 | 2 | 2 | 1 | 2 | 1 | 0 | 1 | .375 | 0 | 1 | 0 | 0 | 0 |
| Totals | 2.92 | 9-3 | 12 | 12 | 1 | 2/1 | 4 | 111.0 | 87 | 44 | 36 | 41 | 104 | 15 | 2 | 10 | .213 | 12 | 11 | 1 | 2 | 6 |
| Opponents | 6.19 | 3-9 | 12 | 12 | 0 | 0/0 | 0 | 109.0 | 113 | 81 | 75 | 56 | 122 | 21 | 4 | 14 | .265 | 11 | 11 | 1 | 6 | 6 |

PB - Team (6), Donovan 6, Opp (3). SBA/ATT - Donovan (3-7), Kauffmann (0-2), Criswell (0-2), Cleveland (1-1), Weisenburger (1-1), Henry (1-1).

BIG TEN CONFERENCE STATS

The Automated ScoreBook

Conference statistics for Michigan (as of May 19, 2019)

(Big Ten games only Sorted by Batting avg)

Record: 16-7 Home: 10-3 Away: 6-4 Big Ten: 16-7

| Player | avg | gp-gs | ab | r | h | 2b | 3b | hr | rbi | tb | slg% | bb | hp | so | gdp | ob% | sf | sh | sb-att | po | a | e | fld% |
|----------------------|-------|-------|-----|-----|-----|----|----|----|-----|-----|-------|-----|----|-----|-----|-------|----|----|--------|-----|-----|----|-------|
| 22 Brewer,Jordan | .358 | 19-19 | 81 | 21 | 29 | 7 | 0 | 4 | 20 | 48 | .593 | 8 | 3 | 15 | 0 | .426 | 2 | 0 | 5-5 | 37 | 5 | 1 | .977 |
| 42 Nwogu,Jordan | .333 | 22-22 | 81 | 23 | 27 | 3 | 1 | 5 | 15 | 47 | .580 | 17 | 5 | 16 | 1 | .471 | 1 | 0 | 8-8 | 8 | 0 | 2 | .800 |
| 4 Thomas,Ako | .297 | 23-23 | 74 | 11 | 22 | 5 | 1 | 1 | 12 | 32 | .432 | 12 | 3 | 14 | 1 | .416 | 0 | 1 | 0-1 | 43 | 60 | 3 | .972 |
| 15 Kerr,Jimmy | .292 | 23-23 | 89 | 17 | 26 | 7 | 0 | 4 | 18 | 45 | .506 | 16 | 0 | 25 | 0 | .400 | 0 | 0 | 3-3 | 194 | 8 | 2 | .990 |
| 2 Blomgren,Jack | .289 | 23-23 | 83 | 15 | 24 | 3 | 0 | 3 | 13 | 36 | .434 | 13 | 4 | 16 | 3 | .402 | 2 | 1 | 1-4 | 33 | 64 | 4 | .960 |
| 10 Nelson,Blake | .280 | 23-23 | 93 | 13 | 26 | 4 | 0 | 1 | 11 | 33 | .355 | 7 | 2 | 23 | 2 | .340 | 1 | 2 | 5-5 | 16 | 36 | 3 | .945 |
| 0 Donovan,Joe | .278 | 22-22 | 79 | 16 | 22 | 4 | 0 | 3 | 18 | 35 | .443 | 5 | 3 | 15 | 3 | .341 | 1 | 0 | 0-1 | 170 | 19 | 3 | .984 |
| 13 Clementi,Dominic | .267 | 13-6 | 30 | 4 | 8 | 3 | 0 | 1 | 2 | 14 | .467 | 2 | 0 | 9 | 1 | .313 | 0 | 0 | 0-0 | 1 | 0 | 0 | 1.000 |
| 3 Lewis,Miles | .244 | 22-20 | 78 | 12 | 19 | 7 | 0 | 1 | 14 | 29 | .372 | 11 | 5 | 18 | 0 | .372 | 0 | 0 | 2-5 | 30 | 2 | 0 | 1.000 |
| 7 Franklin,Jesse | .215 | 20-20 | 79 | 15 | 17 | 7 | 0 | 4 | 14 | 36 | .456 | 19 | 2 | 20 | 0 | .373 | 2 | 0 | 0-0 | 33 | 1 | 0 | 1.000 |
| ----- | | | | | | | | | | | | | | | | | | | | | | | |
| 9 Schmidt,Matthew | 1.000 | 5-0 | 1 | 2 | 1 | 0 | 0 | 0 | 0 | 1 | 1.000 | 1 | 2 | 0 | 0 | 1.000 | 0 | 0 | 0-0 | 2 | 0 | 0 | 1.000 |
| 12 Bertram,Riley | .333 | 5-0 | 6 | 0 | 2 | 1 | 0 | 0 | 3 | 3 | .500 | 0 | 0 | 2 | 0 | .333 | 0 | 0 | 0-0 | 3 | 3 | 0 | 1.000 |
| 5 Bullock,Christan | .250 | 10-5 | 16 | 5 | 4 | 0 | 0 | 1 | 4 | 7 | .438 | 4 | 0 | 3 | 0 | .400 | 0 | 0 | 3-3 | 10 | 1 | 0 | 1.000 |
| 11 Salter,Harrison | .222 | 6-1 | 9 | 2 | 2 | 1 | 0 | 0 | 2 | 3 | .333 | 1 | 0 | 2 | 1 | .300 | 0 | 0 | 0-0 | 27 | 1 | 0 | 1.000 |
| 24 Buckley,Casey | .000 | 4-0 | 3 | 0 | 0 | 0 | 0 | 0 | 0 | 0 | .000 | 0 | 0 | 1 | 1 | .000 | 0 | 0 | 0-0 | 3 | 0 | 0 | 1.000 |
| 51 Remortel,Jack Van | .000 | 4-0 | 2 | 0 | 0 | 0 | 0 | 0 | 0 | 0 | .000 | 2 | 0 | 0 | 1 | .500 | 0 | 0 | 0-0 | 0 | 0 | 0 | .000 |
| 32 Pace,Joe | .000 | 1-0 | 0 | 0 | 0 | 0 | 0 | 0 | 0 | 0 | .000 | 0 | 0 | 0 | 0 | .000 | 0 | 0 | 0-0 | 0 | 0 | 0 | .000 |
| Totals | .285 | 23 | 804 | 156 | 229 | 52 | 2 | 28 | 146 | 369 | .459 | 118 | 29 | 179 | 14 | .392 | 9 | 4 | 27-35 | 618 | 220 | 25 | .971 |
| Opponents | .229 | 23 | 750 | 102 | 172 | 31 | 2 | 20 | 91 | 267 | .356 | 88 | 20 | 202 | 11 | .324 | 5 | 13 | 10-17 | 602 | 193 | 22 | .973 |

LOB - Team (206), Opp (157). DPs turned - Team (23), Opp (17). CI - Team (1), Donovan 1. IBB - Team (1), Nelson 1, Opp (2).
Picked off - Brewer 1.

(Big Ten games only Sorted by Earned run avg)

| Player | era | w-l | app | gs | cg | sho | sv | ip | h | r | er | bb | so | 2b | 3b | hr | b/avg | wp | hp | bk | sfa | sha |
|----------------------|------|------|-----|----|----|-----|----|-------|-----|-----|-----|-----|-----|----|----|----|-------|----|----|----|-----|-----|
| 17 Criswell,Jeff | 1.49 | 5-0 | 7 | 7 | 0 | 0/1 | 0 | 42.1 | 27 | 12 | 7 | 23 | 37 | 2 | 0 | 1 | .190 | 4 | 4 | 1 | 2 | 1 |
| 37 Kauffmann,Karl | 3.62 | 4-3 | 8 | 8 | 0 | 0/0 | 0 | 49.2 | 48 | 31 | 20 | 12 | 47 | 9 | 1 | 5 | .251 | 7 | 5 | 0 | 0 | 3 |
| 47 Henry,Tommy | 6.50 | 3-4 | 8 | 8 | 0 | 0/0 | 0 | 45.2 | 50 | 33 | 33 | 15 | 42 | 10 | 1 | 7 | .279 | 2 | 4 | 0 | 2 | 5 |
| ----- | | | | | | | | | | | | | | | | | | | | | | |
| 40 Smith,Angelo | 0.00 | 0-0 | 5 | 0 | 0 | 0/1 | 0 | 5.1 | 5 | 2 | 0 | 1 | 3 | 1 | 0 | 0 | .238 | 0 | 1 | 0 | 0 | 0 |
| 32 Pace,Joe | 0.00 | 0-0 | 4 | 0 | 0 | 0/0 | 0 | 4.0 | 2 | 0 | 0 | 1 | 7 | 0 | 0 | 0 | .154 | 1 | 0 | 0 | 0 | 0 |
| 34 Bredeson,Jack | 0.00 | 0-0 | 1 | 0 | 0 | 0/0 | 0 | 1.0 | 1 | 0 | 0 | 0 | 2 | 0 | 0 | 0 | .250 | 1 | 0 | 0 | 0 | 0 |
| 20 Weiss,Willie | 2.51 | 1-0 | 9 | 0 | 0 | 0/0 | 3 | 14.1 | 9 | 4 | 4 | 12 | 24 | 1 | 0 | 2 | .188 | 2 | 1 | 0 | 0 | 1 |
| 29 Beers,Blake | 3.00 | 0-0 | 3 | 0 | 0 | 0/0 | 0 | 3.0 | 1 | 1 | 1 | 2 | 1 | 0 | 0 | 1 | .100 | 1 | 0 | 0 | 0 | 0 |
| 25 Paige,Isaiah | 3.48 | 1-0 | 7 | 0 | 0 | 0/0 | 0 | 10.1 | 3 | 4 | 4 | 3 | 8 | 1 | 0 | 1 | .091 | 3 | 0 | 0 | 0 | 1 |
| 14 Keizer,Benjamin | 4.11 | 2-0 | 13 | 0 | 0 | 0/0 | 0 | 15.1 | 12 | 7 | 7 | 9 | 16 | 3 | 0 | 1 | .218 | 1 | 3 | 0 | 0 | 0 |
| 48 Weisenburger,Jack | 4.76 | 0-0 | 8 | 0 | 0 | 0/1 | 1 | 11.1 | 10 | 6 | 6 | 8 | 12 | 4 | 0 | 1 | .250 | 1 | 2 | 0 | 1 | 0 |
| 35 Cleveland,Walker | 4.91 | 0-0 | 2 | 0 | 0 | 0/0 | 0 | 3.2 | 4 | 2 | 2 | 2 | 3 | 0 | 0 | 1 | .286 | 4 | 0 | 0 | 0 | 2 |
| Totals | 3.67 | 16-7 | 23 | 23 | 0 | 1/1 | 4 | 206.0 | 172 | 102 | 84 | 88 | 202 | 31 | 2 | 20 | .229 | 27 | 20 | 1 | 5 | 13 |
| Opponents | 6.37 | 7-16 | 23 | 23 | 0 | 1/1 | 5 | 200.2 | 229 | 156 | 142 | 118 | 179 | 52 | 2 | 28 | .285 | 17 | 29 | 0 | 9 | 4 |

PB - Team (8), Donovan 6, Salter 2, Opp (3). Pickoffs - Team (2), Donovan 2, Opp (1). SBA/ATT - Donovan (9-15), Criswell (2-6), Kauffmann (2-4), Henry (3-3), Salter (1-2), Smith, A. (1-2), Weiss (1-1), Paige (1-1).

NEUTRAL SITE STATS

The Automated ScoreBook

Overall Statistics for Michigan (as of Jun 26, 2019)

(Neutral site games Sorted by Batting avg)

Record: 14-5 Home: 0-0 Away: 0-0 Neutral: 14-5 Big Ten: 0-0

| Player | avg | gp-gs | ab | r | h | 2b | 3b | hr | rbi | tb | slg% | bb | hp | so | gdp | ob% | sf | sh | sb-att | po | a | e | fld% |
|-----------------------|-------|-------|-----|-----|-----|----|----|----|-----|-----|-------|-----|----|-----|-----|-------|----|----|--------|-----|-----|----|-------|
| 2 Blomgren, Jack | .355 | 17-17 | 62 | 12 | 22 | 2 | 1 | 0 | 14 | 26 | .419 | 9 | 4 | 13 | 3 | .461 | 1 | 1 | 4-4 | 20 | 50 | 2 | .972 |
| 15 Kerr, Jimmy | .325 | 19-19 | 77 | 19 | 25 | 3 | 1 | 8 | 27 | 54 | .701 | 10 | 0 | 17 | 0 | .398 | 1 | 0 | 2-3 | 139 | 10 | 3 | .980 |
| 22 Brewer, Jordon | .315 | 15-14 | 54 | 12 | 17 | 4 | 0 | 2 | 11 | 27 | .500 | 6 | 1 | 17 | 0 | .375 | 3 | 2 | 8-9 | 34 | 3 | 0 | 1.000 |
| 7 Franklin, Jesse | .311 | 19-19 | 74 | 20 | 23 | 4 | 1 | 2 | 16 | 35 | .473 | 17 | 2 | 12 | 2 | .447 | 1 | 0 | 2-2 | 42 | 0 | 0 | 1.000 |
| 42 Nwogu, Jordan | .303 | 18-18 | 76 | 17 | 23 | 4 | 2 | 4 | 18 | 43 | .566 | 12 | 1 | 15 | 1 | .404 | 0 | 0 | 1-2 | 1 | 1 | 0 | 1.000 |
| 10 Nelson, Blake | .290 | 17-17 | 62 | 14 | 18 | 4 | 0 | 0 | 12 | 22 | .355 | 10 | 4 | 11 | 1 | .416 | 1 | 0 | 7-7 | 13 | 30 | 8 | .843 |
| 4 Thomas, Ako | .288 | 18-18 | 66 | 16 | 19 | 3 | 0 | 0 | 16 | 22 | .333 | 12 | 2 | 17 | 1 | .407 | 1 | 2 | 1-1 | 35 | 47 | 1 | .988 |
| 5 Bullock, Christan | .280 | 15-13 | 50 | 12 | 14 | 4 | 1 | 1 | 7 | 23 | .460 | 11 | 0 | 18 | 0 | .410 | 0 | 1 | 4-5 | 23 | 0 | 0 | 1.000 |
| 3 Lewis, Miles | .191 | 14-13 | 47 | 9 | 9 | 1 | 1 | 0 | 2 | 12 | .255 | 8 | 1 | 13 | 1 | .321 | 0 | 1 | 3-4 | 15 | 0 | 0 | 1.000 |
| 0 Donovan, Joe | .180 | 18-18 | 61 | 12 | 11 | 3 | 0 | 3 | 8 | 23 | .377 | 9 | 3 | 25 | 0 | .307 | 2 | 1 | 0-0 | 160 | 18 | 1 | .994 |
| ----- | | | | | | | | | | | | | | | | | | | | | | | |
| 51 Van Remortel, Jack | 1.000 | 2-0 | 1 | 1 | 1 | 0 | 0 | 0 | 1 | 1 | 1.000 | 1 | 0 | 0 | 0 | 1.000 | 0 | 0 | 0-0 | 0 | 0 | 0 | .000 |
| 11 Salter, Harrison | .600 | 6-1 | 5 | 1 | 3 | 0 | 0 | 0 | 3 | 3 | .600 | 2 | 0 | 1 | 0 | .625 | 1 | 1 | 0-0 | 16 | 0 | 0 | 1.000 |
| 12 Bertram, Riley | .471 | 8-3 | 17 | 4 | 8 | 3 | 0 | 0 | 4 | 11 | .647 | 0 | 3 | 3 | 0 | .550 | 0 | 0 | 0-0 | 2 | 8 | 0 | 1.000 |
| 13 Clementi, Dominic | .125 | 6-1 | 8 | 3 | 1 | 0 | 1 | 0 | 1 | 3 | .375 | 2 | 0 | 4 | 0 | .300 | 0 | 0 | 0-0 | 1 | 0 | 0 | 1.000 |
| 9 Schmidt, Matthew | .000 | 4-0 | 4 | 0 | 0 | 0 | 0 | 0 | 0 | 0 | .000 | 0 | 0 | 1 | 0 | .000 | 0 | 0 | 0-0 | 4 | 0 | 0 | 1.000 |
| 24 Buckley, Casey | .000 | 3-0 | 2 | 0 | 0 | 0 | 0 | 0 | 0 | 0 | .000 | 0 | 0 | 2 | 0 | .000 | 0 | 0 | 0-0 | 1 | 0 | 0 | 1.000 |
| 32 Pace, Joe | .000 | 2-0 | 0 | 0 | 0 | 0 | 0 | 0 | 0 | 0 | .000 | 0 | 0 | 0 | 0 | .000 | 0 | 0 | 0-0 | 0 | 0 | 0 | .000 |
| Totals | .291 | 19 | 666 | 152 | 194 | 35 | 8 | 20 | 140 | 305 | .458 | 109 | 21 | 169 | 9 | .401 | 11 | 9 | 32-37 | 516 | 188 | 16 | .978 |
| Opponents | .218 | 19 | 642 | 75 | 140 | 30 | 2 | 15 | 68 | 219 | .341 | 69 | 20 | 182 | 8 | .312 | 2 | 8 | 2-7 | 497 | 132 | 26 | .960 |

LOB - Team (167), Opp (150). DPs turned - Team (10), Opp (10). IBB - Team (3), Thomas 1, Nwogu 1, Brewer 1, Opp (4). Picked off - Clementi 1, Nwogu 1.

(Neutral site games Sorted by Earned run avg)

| Player | era | w-l | app | gs | cg | sho | sv | ip | h | r | er | bb | so | 2b | 3b | hr | b/avg | wp | hp | bk | sfa | sha |
|-----------------------|------|------|-----|----|----|-----|----|-------|-----|-----|-----|-----|-----|----|----|----|-------|----|----|----|-----|-----|
| 47 Henry, Tommy | 1.91 | 4-0 | 6 | 5 | 1 | 1/1 | 0 | 37.2 | 26 | 9 | 8 | 6 | 43 | 4 | 0 | 4 | .190 | 5 | 5 | 0 | 0 | 1 |
| 37 Kauffmann, Karl | 2.15 | 4-1 | 5 | 5 | 0 | 0/1 | 0 | 37.2 | 26 | 12 | 9 | 12 | 25 | 4 | 0 | 1 | .191 | 2 | 2 | 0 | 0 | 3 |
| 17 Criswell, Jeff | 2.59 | 2-0 | 7 | 4 | 0 | 0/0 | 2 | 31.1 | 26 | 10 | 9 | 8 | 46 | 7 | 0 | 1 | .234 | 2 | 1 | 0 | 1 | 1 |
| ----- | | | | | | | | | | | | | | | | | | | | | | |
| 32 Pace, Joe | 0.00 | 0-0 | 1 | 0 | 0 | 0/0 | 0 | 1.0 | 1 | 0 | 0 | 0 | 1 | 0 | 0 | 0 | .250 | 0 | 0 | 0 | 0 | 0 |
| 20 Weiss, Willie | 2.84 | 0-1 | 7 | 0 | 0 | 0/0 | 1 | 6.1 | 4 | 4 | 2 | 10 | 10 | 0 | 0 | 0 | .167 | 4 | 2 | 0 | 0 | 0 |
| 25 Paige, Isaiah | 3.12 | 1-1 | 8 | 1 | 0 | 0/1 | 1 | 17.1 | 16 | 8 | 6 | 9 | 12 | 5 | 0 | 2 | .235 | 2 | 1 | 0 | 0 | 0 |
| 40 Smith, Angelo | 4.00 | 0-0 | 5 | 1 | 0 | 0/0 | 0 | 9.0 | 9 | 5 | 4 | 6 | 14 | 3 | 0 | 1 | .243 | 2 | 1 | 0 | 0 | 0 |
| 29 Beers, Blake | 5.79 | 1-0 | 2 | 0 | 0 | 0/0 | 1 | 4.2 | 6 | 3 | 3 | 1 | 5 | 1 | 0 | 1 | .300 | 0 | 2 | 0 | 0 | 0 |
| 35 Cleveland, Walker | 7.04 | 0-0 | 3 | 2 | 0 | 0/0 | 0 | 7.2 | 10 | 6 | 6 | 1 | 5 | 1 | 1 | 3 | .294 | 1 | 2 | 0 | 0 | 0 |
| 48 Weisenburger, Jack | 7.50 | 2-1 | 8 | 0 | 0 | 0/1 | 0 | 6.0 | 5 | 5 | 5 | 8 | 7 | 2 | 0 | 0 | .238 | 3 | 0 | 0 | 1 | 0 |
| 14 Keizer, Benjamin | 8.10 | 0-1 | 9 | 1 | 0 | 0/0 | 0 | 13.1 | 11 | 13 | 12 | 8 | 14 | 3 | 1 | 2 | .220 | 0 | 4 | 0 | 0 | 3 |
| Totals | 3.35 | 14-5 | 19 | 19 | 1 | 3/2 | 5 | 172.0 | 140 | 75 | 64 | 69 | 182 | 30 | 2 | 15 | .218 | 21 | 20 | 0 | 2 | 8 |
| Opponents | 7.50 | 5-14 | 19 | 19 | 0 | 0/0 | 3 | 165.2 | 194 | 152 | 138 | 109 | 169 | 35 | 8 | 20 | .291 | 24 | 21 | 3 | 11 | 9 |

PB - Team (9), Donovan 9, Opp (9). Pickoffs - Team (1), Donovan 1, Opp (2). SBA/ATT - Donovan (2-7), Kauffmann (0-3), Criswell (1-2), Paige (0-1), Henry (1-1).

MICHIGAN SITUATIONAL STATS

WOLVERINE BITES (2019)

| | |
|---------------------|-------|
| Overall record..... | 50-22 |
| Conference..... | 16-7 |
| Non-Conf..... | 34-15 |
| Home..... | 22-4 |
| Away..... | 14-12 |
| Neutral..... | 14-6 |
| Day..... | 40-12 |
| Night..... | 10-10 |
| vs Left..... | 15-10 |
| vs Right..... | 35-12 |

| | |
|------------------|------|
| 1-Run games..... | 7-5 |
| 2-Run games..... | 9-2 |
| 5+Run games..... | 24-7 |
| Extra inns..... | 2-3 |
| Shutouts..... | 9-1 |

| | |
|---------------------------|-------|
| Scoring 0-2 runs..... | 4-9 |
| Scoring 3-5 runs..... | 13-9 |
| Scoring 6-9 runs..... | 13-4 |
| Scoring 10+ runs..... | 20-0 |
| Opponent 0-2 runs..... | 27-1 |
| Opponent 3-5 runs..... | 17-6 |
| Opponent 6-9 runs..... | 6-8 |
| Opponent 10+ runs..... | 0-7 |
| Scored in 1st inning..... | 25-7 |
| Scores first..... | 39-7 |
| Opp. scores first..... | 11-15 |

| | |
|-----------------------|------|
| After 6 leading..... | 45-4 |
| After 6 trailing..... | 1-16 |
| After 6 tied..... | 3-2 |
| After 7 leading..... | 43-4 |
| After 7 trailing..... | 0-18 |
| After 7 tied..... | 3-0 |
| After 8 leading..... | 43-1 |
| After 8 trailing..... | 1-18 |
| After 8 tied..... | 2-3 |

| | |
|---------------------------|------|
| Hit 0 home runs..... | 15-9 |
| Hit 1 home run..... | 20-9 |
| Hit 2+ home runs..... | 15-4 |
| Opponent 0 home runs..... | 36-9 |
| Opponent 1 home run..... | 8-5 |
| Opponent 2+ HRs..... | 6-8 |

| | |
|--------------------------|-------|
| Made 0 errors..... | 23-10 |
| Made 1 error..... | 19-2 |
| Made 2+ errors..... | 8-10 |
| Opp. made 0 errors..... | 12-11 |
| Opp. made 1 error..... | 15-7 |
| Opp. made 2+ errors..... | 23-4 |

| | |
|--------------------------|------|
| Out-hit opponent..... | 42-8 |
| Out-hit by opponent..... | 6-12 |
| Hits are tied..... | 2-2 |

MONTHLY RECORD

| | |
|----------------------|------|
| U-M in February..... | 6-0 |
| U-M in March..... | 13-7 |
| U-M in April..... | 12-4 |
| U-M in May..... | 11-7 |
| U-M in June..... | 8-4 |

DAYS OF THE WEEK

| | |
|-----------------------|------|
| U-M on Monday..... | 3-0 |
| U-M on Tuesday..... | 2-4 |
| U-M on Wednesday..... | 6-2 |
| U-M on Thursday..... | 2-2 |
| U-M on Friday..... | 13-6 |
| U-M on Saturday..... | 14-6 |
| U-M on Sunday..... | 10-3 |

WINNING AND LOSING STREAKS

| | |
|-----------------------------|---------|
| Longest winning streak..... | 13 |
| Longest losing streak..... | 3 |
| Last 10 games..... | 7-3 |
| Last 15 games..... | 10-5 |
| Last 20 games..... | 14-6 |
| Current streak..... | lost 1 |
| Largest winning margin..... | 21 runs |
| Largest losing margin..... | 9 runs |

PITCHING

| | |
|-----------------------|------|
| Kauffmann Starts..... | 13-7 |
| Criswell Starts..... | 13-4 |
| Henry Starts..... | 13-5 |
| Beers Starts..... | 1-1 |
| Paige Starts..... | 3-2 |
| Keizer Starts..... | 1-0 |
| Smith Starts..... | 3-1 |
| Pace Starts..... | 1-0 |
| Cleveland Starts..... | 2-1 |

◆ INNING-BY-INNING SCORING

| | 1 | 2 | 3 | 4 | 5 | 6 | 7 | 8 | 9 | EX | TOTAL |
|-----------|----|----|----|----|----|----|----|----|----|----|-------|
| MICHIGAN | 54 | 46 | 64 | 52 | 51 | 87 | 55 | 55 | 19 | 4 | 487 |
| OPPONENTS | 19 | 15 | 52 | 33 | 40 | 39 | 37 | 32 | 24 | 3 | 294 |

◆ REACHED-BASE STREAK

Name..... Longest Current

| | | |
|--------------------------|---------|---|
| 2 Blomgren, Jack..... | 33..... | 4 |
| 7 Franklin, Jesse..... | 23..... | 6 |
| 5 Bullock, Christan..... | 9..... | 5 |
| 12 Bertram, Riley..... | 5..... | 5 |

◆ WOLVERINE HITTING STREAKS

Name..... Longest ... Current

| | | |
|------------------------|---------|---|
| 2 Blomgren, Jack..... | 15..... | 4 |
| 7 Franklin, Jesse..... | 9..... | 1 |

◆ WOLVERINE MULTI-RBI GAMES (2019)

Name..... 2 3 4 5+ Total

| | | | | | |
|---------------------------|---------|---------|--------|--------|-----|
| 15 Kerr, Jimmy..... | 14..... | 3..... | 1..... | 1..... | 19 |
| 7 Franklin, Jesse..... | 8..... | 4..... | 3..... | -..... | 15 |
| 2 Blomgren, Jack..... | 12..... | 1..... | -..... | 1..... | 14 |
| 22 Brewer, Jordan..... | 8..... | 3..... | -..... | 2..... | 13 |
| 42 Nwogu, Jordan..... | 8..... | 3..... | 1..... | -..... | 12 |
| 3 Lewis, Miles..... | 11..... | 1..... | -..... | -..... | 12 |
| 10 Nelson, Blake..... | 8..... | 2..... | -..... | -..... | 10 |
| 0 Donovan, Joe..... | 2..... | 6..... | 1..... | -..... | 9 |
| 4 Thomas, Ako..... | 8..... | 1..... | -..... | -..... | 9 |
| 5 Bullock, Christan..... | 2..... | -..... | 1..... | -..... | 3 |
| 11 Salter, Harrison..... | 2..... | -..... | -..... | -..... | 2 |
| 12 Bertram, Riley..... | -..... | 1..... | -..... | -..... | 1 |
| 9 Schmidt, Matthew..... | 1..... | -..... | -..... | -..... | 1 |
| 13 Clementi, Dominic..... | 1..... | -..... | -..... | -..... | 1 |
| TEAM..... | 85..... | 25..... | 7..... | 4..... | 121 |

◆ WOLVERINE MULTI-HIT GAMES (2019)

Name..... 2 3 4 5+ Total

| | | | | | |
|---------------------------|----------|---------|--------|--------|-----|
| 22 Brewer, Jordan..... | 17..... | 8..... | -..... | -..... | 25 |
| 10 Nelson, Blake..... | 16..... | 6..... | -..... | -..... | 22 |
| 42 Nwogu, Jordan..... | 14..... | 4..... | 1..... | -..... | 19 |
| 15 Kerr, Jimmy..... | 12..... | 4..... | 1..... | 1..... | 18 |
| 2 Blomgren, Jack..... | 13..... | 4..... | -..... | 1..... | 18 |
| 7 Franklin, Jesse..... | 11..... | 3..... | 1..... | -..... | 15 |
| 3 Lewis, Miles..... | 9..... | 6..... | -..... | -..... | 15 |
| 0 Donovan, Joe..... | 13..... | 1..... | -..... | -..... | 14 |
| 4 Thomas, Ako..... | 7..... | 5..... | -..... | -..... | 12 |
| 5 Bullock, Christan..... | 6..... | 2..... | -..... | -..... | 8 |
| 13 Clementi, Dominic..... | 2..... | -..... | -..... | -..... | 2 |
| 12 Bertram, Riley..... | 1..... | -..... | 1..... | -..... | 2 |
| 11 Salter, Harrison..... | 1..... | -..... | -..... | -..... | 1 |
| TEAM..... | 122..... | 43..... | 4..... | 2..... | 171 |

◆ 2019 STARTERS SUMMARY

| | Position | | | | | | | | | | | | Batting Order | | | | | | | | | |
|----------------------|----------|----|----|----|----|----|----|----|----|----|----|----|---------------|-----|-----|-----|-----|-----|-----|-----|-----|--|
| Player | GS | p | c | 1b | 2b | 3b | ss | lf | cf | rf | of | dh | 1st | 2nd | 3rd | 4th | 5th | 6th | 7th | 8th | 9th | |
| 15 Kerr, Jimmy | 71 | . | . | 53 | . | 18 | . | . | . | . | . | . | . | . | 1 | 33 | 8 | 22 | 4 | 2 | 1 | |
| 2 Blomgren, Jack | 69 | . | . | . | . | . | 69 | . | . | . | . | . | . | 3 | 5 | 4 | 2 | 3 | 30 | 7 | 15 | |
| 7 Franklin, Jesse | 67 | . | . | . | . | . | . | . | 64 | . | . | 3 | . | 59 | 1 | 1 | . | 1 | 4 | 1 | . | |
| 42 Nwogu, Jordan | 64 | . | . | . | . | . | . | 14 | . | . | . | 50 | 59 | . | 5 | . | . | . | . | . | . | |
| 4 Thomas, Ako | 63 | . | . | . | 63 | . | . | . | . | . | . | . | 11 | . | 2 | . | . | 1 | 6 | 9 | 34 | |
| 10 Nelson, Blake | 63 | . | . | . | 7 | 53 | . | . | . | . | . | 3 | . | . | . | . | 40 | 9 | 4 | 10 | . | |
| 22 Brewer, Jordon | 61 | . | . | 17 | . | . | . | . | 3 | 40 | . | 1 | . | 1 | 53 | . | 2 | 4 | 1 | . | . | |
| 3 Lewis, Miles | 59 | . | . | . | . | . | . | 43 | . | 15 | . | 1 | . | . | 1 | 31 | 11 | 10 | 5 | 1 | . | |
| 0 Donovan, Joe | 59 | . | 59 | . | . | . | . | . | . | . | . | . | . | . | . | 1 | 3 | 2 | 15 | 34 | 4 | |
| 5 Bullock, Christan | 30 | . | . | . | . | . | . | 10 | 4 | 16 | . | . | . | 2 | . | . | 1 | 17 | 2 | 3 | 5 | |
| 37 Kauffmann, Karl | 19 | 19 | . | . | . | . | . | . | . | . | . | . | . | . | . | . | . | . | . | . | . | |
| 47 Henry, Tommy | 19 | 19 | . | . | . | . | . | . | . | . | . | . | . | . | . | . | . | . | . | . | . | |
| 17 Criswell, Jeff | 17 | 17 | . | . | . | . | . | . | . | . | . | . | . | . | . | . | . | . | . | . | . | |
| 13 Clementi, Dominic | 17 | . | . | . | . | . | . | 4 | . | . | . | 13 | 1 | 6 | 3 | 1 | 4 | 2 | . | . | . | |
| 11 Salter, Harrison | 10 | . | 10 | . | . | . | . | . | . | . | . | . | . | . | . | . | . | . | . | 2 | 8 | |
| 25 Paige, Isaiah | 5 | 5 | . | . | . | . | . | . | . | . | . | . | . | . | . | . | . | . | . | . | . | |
| 40 Smith, Angelo | 4 | 4 | . | . | . | . | . | . | . | . | . | . | . | . | . | . | . | . | . | . | . | |
| 12 Bertram, Riley | 3 | . | . | . | 1 | . | 2 | . | . | . | . | . | . | . | . | . | . | . | . | . | 3 | |
| 35 Cleveland, Walker | 3 | 3 | . | . | . | . | . | . | . | . | . | . | . | . | . | . | . | . | . | . | . | |
| 29 Beers, Blake | 2 | 2 | . | . | . | . | . | . | . | . | . | . | . | . | . | . | . | . | . | . | . | |
| 24 Buckley, Casey | 2 | . | 2 | . | . | . | . | . | . | . | . | . | . | . | . | . | . | . | . | 1 | 1 | |
| 9 Schmidt, Matthew | 1 | . | . | 1 | . | . | . | . | . | . | . | . | . | . | . | . | . | . | . | 1 | . | |
| 14 Keizer, Benjamin | 1 | 1 | . | . | . | . | . | . | . | . | . | . | . | . | . | . | . | . | . | . | . | |
| 32 Pace, Joe | 1 | 1 | . | . | . | . | . | . | . | . | . | . | . | . | . | . | . | . | . | . | . | |

MISCELLANEOUS STATS

◆ MICHIGAN TEAM SUPERLATIVES

TEAM BATTING

| | |
|------------------|---|
| At bats: | 0 |
| Runs scored: | 0 |
| Hits: | 0 |
| RBIs: | 0 |
| Doubles: | 0 |
| Triples: | 0 |
| Home runs: | 0 |
| Total bases: | 0 |
| Walks: | 0 |
| Strikeouts: | 0 |
| Sac hits: | 0 |
| Sac flies: | 0 |
| Stolen bases: | 0 |
| Hit by pitch: | 0 |
| Caught stealing: | 0 |
| Runners LOB: | 0 |
| Hit into DP: | 0 |

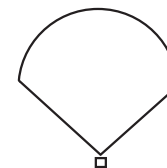
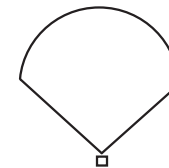
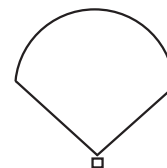
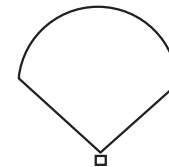
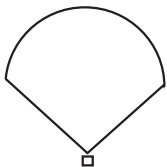
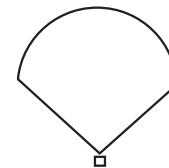
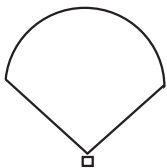
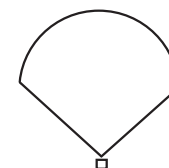
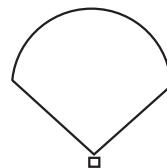
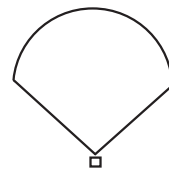
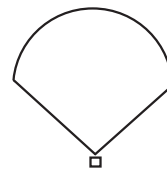
TEAM FIELDING

| | |
|---------------|---|
| Putouts: | 0 |
| Assists: | 0 |
| Errors: | 0 |
| Passed balls: | 0 |
| DPs turned: | 0 |

TEAM PITCHING

| | |
|------------------|---|
| Innings pitched: | 0 |
| Runs allowed: | 0 |
| Earned runs: | 0 |
| Walks allowed: | 0 |
| Strikeouts: | 0 |
| Hits allowed: | 0 |
| Doubles allowed: | 0 |
| Triples allowed: | 0 |
| Homers allowed: | 0 |
| Wild pitches: | 0 |
| Hit batters: | 0 |

◆ MICHIGAN HOME RUN TRACKER



◆ MICHIGAN PLAYER SUPERLATIVES

INDIVIDUAL BATTING

| | |
|------------------|---|
| At bats: | 0 |
| Runs scored: | 0 |
| Hits: | 0 |
| RBIs: | 0 |
| Doubles: | 0 |
| Triples: | 0 |
| Home runs: | 0 |
| Total bases: | 0 |
| Walks: | 0 |
| Strikeouts: | 0 |
| Sac hits: | 0 |
| Sac flies: | 0 |
| Stolen bases: | 0 |
| Hit by pitch: | 0 |
| Caught stealing: | 0 |
| Runners LOB: | 0 |
| Hit into DP: | 0 |

INDIVIDUAL FIELDING

| | |
|---------------|---|
| Putouts: | 0 |
| Assists: | 0 |
| Errors: | 0 |
| Passed balls: | 0 |
| DPs turned: | 0 |

INDIVIDUAL PITCHING

| | |
|------------------|---|
| Innings pitched: | 0 |
| Runs allowed: | 0 |
| Earned runs: | 0 |
| Walks allowed: | 0 |
| Strikeouts: | 0 |
| Hits allowed: | 0 |
| Doubles allowed: | 0 |
| Triples allowed: | 0 |
| Homers allowed: | 0 |
| Wild pitches: | 0 |
| Hit batters: | 0 |

MISCELLANEOUS STATS

THE LAST TIME IT HAPPENED

◆ A MICHIGAN HITTER...

| Feat | Date | Player/Opponent |
|------------------------------|---------|--|
| Hit Two HR in an inning | 4/5/06 | Mike Schmidt vs. CMU (3rd inn.) |
| Hit Two HR in a game | 6/21/19 | Jimmy Kerr vs. Texas Tech (W, 15-3) |
| | 6/3/19 | Jimmy Kerr vs. Creighton (L, 11-7) |
| | 3/30/19 | Jimmy Kerr vs. Michigan State (W, 16-2) |
| | 3/23/19 | Jordan Brewer vs. Stetson (W, 16-6) |
| | 3/15/19 | Jordan Brewer vs. Manhattan (W, 23-2) |
| | 5/9/18 | Jordan Nwogu at Mich. St. (W, 10-2) |
| | 3/23/18 | Jonathan Engelmann vs. Mich St. (W, 12-3) |
| | 4/1/17 | Drew Lugbauer vs. Penn State (W, 15-2) |
| Hit Three HR in a game | 4/1/16 | Matt Ramsay at Northwestern (W, 12-4) |
| | 2/19/10 | Coley Crank vs. JSU (W, 19-11) |
| Hit Back-to-Back HRs | 3/23/19 | Franklin/Brewer vs. Stetson (6th inn.) |
| | 3/16/17 | Lugbauer/Brdar vs. NIU (3rd inn.) |
| | 3/25/12 | Crank/Lorenz vs. IPFW (5th inn.) |
| Hit Back-to-Back-to-Back HRs | 5/15/10 | LaMarre/Berset/Crank vs. Northwestern (6th inn.) |
| Hit Leadoff HR (Game) | 6/1/19 | Jordan Nwogu vs. Creighton |
| | 4/26/19 | Jordan Nwogu vs. Rutgers |
| | 3/1/19 | Ako Thomas at Cal-State Northridge |
| | 5/4/18 | Jordan Nwogu at Rutgers |
| Hit Pinch Hit HR | 4/1/17 | Joe Pace vs. Penn State (8th inn.) |
| | 3/27/11 | Coley Crank vs. MSU (7th inn.) |
| Hit Grand Slam | 3/16/19 | Jordan Brewer vs. Manhattan (4th inn.) |
| | 3/15/19 | Jordan Brewer vs. Manhattan (3rd inn.) |
| | 2/16/18 | Hector Gutierrez vs. Army (6th inn.) |
| Hit Inside the Park HR | 5/9/18 | Jordan Nwogu at Mich. St. (7th inn.) |
| | 3/19/16 | Drew Lugbauer at #22 Okla. State (4th inn.) |
| | 4/21/13 | Travis Maezes vs. Northwestern (3rd inn.) |
| Hit "Walk-Off" HR | 4/28/19 | Joe Donovan vs. Rutgers (W, 4-1) |
| | 3/19/17 | Drew Lugbauer vs. NIU (W, 7-4) |
| | 5/16/10 | Mike Dufek vs. Northwestern (W, 15-14) |
| Hit "Walk-Off" Grand Slam | 5/17/02 | Mike Sokol vs. Purdue (W, 6-3) |
| Hit HR From Both Sides | 3/5/97 | Bobby Scales at Rollins (W, 15-8) |
| | | Left-handed 1st inning - Grand Slam |
| | | Right-handed 8th inning - 3-run homer |

◆ A MICHIGAN PITCHER...

| FEAT | DATE | PLAYER/OPPONENT |
|----------------------------|--------------------|--|
| Threw a CG Shutout | (9 inn.) 6/17/2019 | Tommy Henry vs. Florida State (W, 2-0) |
| | (9 inn.) 2/22/19 | Tommy Henry at The Citadel (W, 2-0) |
| | (9 inn.) 5/5/17 | Oliver Jaskie vs. Ohio State (W, 6-0) |
| | (7 inn.) 3/26/16 | Brett Adcock vs. UIC (W, 5-0) |
| Threw a No-Hitter | (9 inn.) 5/15/71 | Jim Burton at Wisconsin (W, 3-0) |
| | (7 inn.) 4/3/94 | Ron Hollis vs. MSU (W, 4-0) |
| Threw a Combined No-Hitter | (9 inn.) 4/9/85 | vs. Wayne State (W, 21-1) |
| | | Casey Close (W) & John Grettenburg |

◆ MICHIGAN...

| FEAT | DATE | OPPONENT |
|------------------------------|--------------------|--------------------------|
| Turned a Triple Play | 4/29/00 | at Penn State (3rd inn.) |
| Shutout an Opponent (9 inn.) | 6/17/2019 | vs. Florida State (2-0) |
| | (9 inn.) 5/31/2019 | vs. Creighton (6-0) |
| | (9 inn.) 5/7/2019 | vs. Michigan State (7-0) |
| | (9 inn.) 4/7/2019 | vs. Minnesota (8-0) |
| | (7 inn.) 3/27/19 | vs. San Jose State (3-0) |
| | (7 inn.) 3/27/19 | vs. San Jose State (1-0) |
| | (7 inn.) 3/17/19 | vs. Manhattan (4-0) |
| | (9 inn.) 2/22/19 | at The Citadel (2-0) |
| | (9 inn.) 2/15/19 | vs. Binghamton (10-0) |

*bold indicates occurred during 2020 season

◆ RECORD BY DEFENSE

STARTING LINEUP BY POSITION
(# Starts, Team record when starter)

PITCHER:

| | | |
|---------------------|----|--------|
| 37 Karl Kauffmann | 18 | (13-6) |
| 47 Tommy Henry | 17 | (13-6) |
| 17 Jeff Criswell | 17 | (13-4) |
| 25 Isaiah Paige | 4 | (3-2) |
| 40 Angelo Smith | 4 | (3-1) |
| 35 Walker Cleveland | 3 | (2-1) |
| 29 Blake Beers | 2 | (1-1) |
| 14 Benjamin Keizer | 1 | (1-0) |
| 32 Joe Pace | 1 | (1-0) |

CATCHER:

| | | |
|--------------------|----|---------|
| 0 Joe Donovan | 55 | (41-18) |
| 11 Harrison Salter | 10 | (8-2) |
| 24 Casey Buckley | 2 | (1-1) |

FIRST BASE:

| | | |
|-------------------|----|---------|
| 15 Jimmy Kerr | 49 | (37-16) |
| 22 Jordan Brewer | 17 | (12-5) |
| 9 Matthew Schmidt | 1 | (1-0) |

SECOND BASE:

| | | |
|------------------|----|---------|
| 4 Ako Thomas | 59 | (43-20) |
| 10 Blake Nelson | 7 | (6-1) |
| 12 Riley Bertram | 1 | (1-0) |

THIRD BASE:

| | | |
|-----------------|----|---------|
| 10 Blake Nelson | 49 | (37-16) |
| 15 Jimmy Kerr | 18 | (13-5) |

SHORTSTOP:

| | | |
|------------------|----|---------|
| 2 Jack Blomgren | 65 | (49-20) |
| 12 Riley Bertram | 2 | (1-1) |

LEFT FIELD:

| | | |
|---------------------|----|---------|
| 3 Miles Lewis | 43 | (28-16) |
| 42 Jordan Nwogu | 14 | (11-3) |
| 5 Christan Bullock | 6 | (7-2) |
| 13 Dominic Clementi | 4 | (4-0) |

CENTER FIELD:

| | | |
|--------------------|----|---------|
| 7 Jesse Franklin | 60 | (44-20) |
| 5 Christan Bullock | 4 | (3-1) |
| 22 Jordan Brewer | 3 | (3-0) |

RIGHT FIELD:

| | | |
|--------------------|----|---------|
| 22 Jordan Brewer | 36 | (26-14) |
| 5 Christan Bullock | 16 | (12-4) |
| 3 Miles Lewis | 15 | (12-3) |

DESIGNATED HITTER:

| | | |
|---------------------|----|---------|
| 42 Jordan Nwogu | 46 | (32-18) |
| 13 Dominic Clementi | 13 | (10-3) |
| 10 Blake Nelson | 3 | (3-0) |
| 7 Jesse Franklin | 3 | (3-0) |
| 3 Miles Lewis | 1 | (1-0) |
| 22 Jordan Brewer | 1 | (1-0) |

◆ RECORD BY DEFENSE

STARTING LINEUP BY POSITION
(# Starts, Team record when starter)

LEADOFF:

| | | |
|---------------------|----|---------|
| 42 Jordan Nwogu | 55 | (40-19) |
| 4 Ako Thomas | 11 | (9-2) |
| 13 Dominic Clementi | 1 | (1-0) |

2ND SPOT:

| | | |
|---------------------|----|---------|
| 7 Jesse Franklin | 55 | (43-16) |
| 13 Dominic Clementi | 6 | (4-2) |
| 2 Jack Blomgren | 3 | (3-0) |
| 5 Christan Bullock | 2 | (0-2) |
| 22 Jordan Brewer | 1 | (0-1) |

3RD SPOT:

| | | |
|---------------------|----|---------|
| 22 Jordan Brewer | 49 | (37-16) |
| 2 Jack Blomgren | 5 | (3-2) |
| 42 Jordan Nwogu | 5 | (3-2) |
| 13 Dominic Clementi | 3 | (3-0) |
| 4 Ako Thomas | 2 | (1-1) |
| 15 Jimmy Kerr | 1 | (1-0) |
| 3 Miles Lewis | 1 | (1-0) |
| 7 Jesse Franklin | 1 | (1-0) |

CLEANUP:

| | | |
|---------------------|----|---------|
| 3 Miles Lewis | 31 | (20-11) |
| 15 Jimmy Kerr | 29 | (24-9) |
| 2 Jack Blomgren | 4 | (3-1) |
| 0 Joe Donovan | 1 | (1-0) |
| 13 Dominic Clementi | 1 | (1-0) |
| 7 Jesse Franklin | 1 | (1-0) |

5TH SPOT:

| | | |
|---------------------|----|---------|
| 10 Blake Nelson | 36 | (29-11) |
| 3 Miles Lewis | 11 | (7-4) |
| 15 Jimmy Kerr | 8 | (5-3) |
| 13 Dominic Clementi | 4 | (4-0) |
| 0 Joe Donovan | 3 | (0-3) |
| 2 Jack Blomgren | 2 | (2-0) |
| 22 Jordan Brewer | 2 | (2-0) |
| 5 Christan Bullock | 1 | (1-0) |

6TH SPOT:

| | | |
|---------------------|----|--------|
| 15 Jimmy Kerr | 22 | (16-6) |
| 5 Christan Bullock | 13 | (13-4) |
| 3 Miles Lewis | 10 | (7-3) |
| 10 Blake Nelson | 9 | (7-2) |
| 22 Jordan Brewer | 4 | (2-2) |
| 2 Jack Blomgren | 3 | (2-1) |
| 13 Dominic Clementi | 2 | (1-1) |
| 0 Joe Donovan | 2 | (2-0) |
| 7 Jesse Franklin | 1 | (0-1) |
| 4 Ako Thomas | 1 | (0-1) |

7TH SPOT:

| | | |
|--------------------|----|--------|
| 2 Jack Blomgren | 26 | (21-9) |
| 0 Joe Donovan | 15 | (13-2) |
| 4 Ako Thomas | 6 | (2-4) |
| 3 Miles Lewis | 5 | (4-1) |
| 10 Blake Nelson | 4 | (2-2) |
| 7 Jesse Franklin | 4 | (1-3) |
| 15 Jimmy Kerr | 4 | (4-0) |
| 5 Christan Bullock | 2 | (2-0) |
| 22 Jordan Brewer | 1 | (1-0) |

8TH SPOT:

| | | |
|--------------------|----|---------|
| 0 Joe Donovan | 30 | (24-10) |
| 10 Blake Nelson | 10 | (8-2) |
| 4 Ako Thomas | 9 | (8-1) |
| 2 Jack Blomgren | 7 | (3-4) |
| 5 Christan Bullock | 3 | (2-1) |
| 11 Harrison Salter | 2 | (1-1) |
| 15 Jimmy Kerr | 2 | (0-2) |
| 9 Matthew Schmidt | 1 | (1-0) |
| 24 Casey Buckley | 1 | (1-0) |
| 7 Jesse Franklin | 1 | (1-0) |
| 3 Miles Lewis | 1 | (1-0) |

9TH SPOT:

| | | |
|--------------------|----|---------|
| 4 Ako Thomas | 30 | (23-11) |
| 2 Jack Blomgren | 15 | (12-3) |
| 11 Harrison Salter | 8 | (7-1) |
| 5 Christan Bullock | 5 | (5-0) |
| 0 Joe Donovan | 4 | (1-3) |
| 12 Riley Bertram | 3 | (2-1) |
| 15 Jimmy Kerr | 1 | (0-1) |
| 24 Casey Buckley | 1 | (0-1) |

◆ 2020 STARTERS SUMMARY (returners only)

| | | Position | | | | | | | | | | Batting Order | | | | | | | | | |
|----------------------|----|----------|----|----|----|----|----|----|----|----|----|---------------|-----|-----|-----|-----|-----|-----|-----|-----|-----|
| Player | GS | p | c | 1b | 2b | 3b | ss | lf | cf | rf | of | dh | 1st | 2nd | 3rd | 4th | 5th | 6th | 7th | 8th | 9th |
| 2 Blomgren, Jack | 70 | . | . | . | . | . | 70 | . | . | . | . | . | . | 3 | 5 | 4 | 3 | 3 | 30 | 7 | 15 |
| 7 Franklin, Jesse | 68 | . | . | . | . | . | . | . | 65 | . | . | . | . | 60 | 1 | 1 | . | 1 | 4 | 1 | . |
| 42 Nwogu, Jordan | 64 | . | . | . | . | . | . | 14 | . | . | . | 50 | 59 | . | 5 | . | . | . | . | . | . |
| 0 Donovan, Joe | 60 | . | 60 | . | . | . | . | . | . | . | . | . | . | . | . | 1 | 3 | 2 | 15 | 35 | 4 |
| 5 Bullock, Christan | 31 | . | . | . | . | . | . | 11 | 4 | 16 | . | . | . | 2 | . | . | 1 | 17 | 3 | 3 | 5 |
| 17 Criswell, Jeff | 17 | 17 | . | . | . | . | . | . | . | . | . | . | . | . | . | . | . | . | . | . | . |
| 13 Clementi, Dominic | 17 | . | . | . | . | . | . | 4 | . | . | . | 13 | 1 | 6 | 3 | 1 | 4 | 2 | . | . | . |
| 11 Salter, Harrison | 10 | . | 10 | . | . | . | . | . | . | . | . | . | . | . | . | . | . | . | . | 2 | 8 |
| 25 Paige, Isaiah | 5 | 5 | . | . | . | . | . | . | . | . | . | . | . | . | . | . | . | . | . | . | . |
| 40 Smith, Angelo | 4 | 4 | . | . | . | . | . | . | . | . | . | . | . | . | . | . | . | . | . | . | . |
| 12 Bertram, Riley | 3 | . | . | . | 1 | . | 2 | . | . | . | . | . | . | . | . | . | . | . | . | . | 3 |
| 35 Cleveland, Walker | 3 | 3 | . | . | . | . | . | . | . | . | . | . | . | . | . | . | . | . | . | . | . |
| 29 Beers, Blake | 2 | 2 | . | . | . | . | . | . | . | . | . | . | . | . | . | . | . | . | . | . | . |
| 24 Buckley, Casey | 2 | . | 2 | . | . | . | . | . | . | . | . | . | . | . | . | . | . | . | . | 1 | 1 |
| 9 Schmidt, Matthew | 1 | . | . | 1 | . | . | . | . | . | . | . | . | . | . | . | . | . | . | . | 1 | . |
| 14 Keizer, Benjamin | 1 | 1 | . | . | . | . | . | . | . | . | . | . | . | . | . | . | . | . | . | . | . |
| 32 Pace, Joe | 1 | 1 | . | . | . | . | . | . | . | . | . | . | . | . | . | . | . | . | . | . | . |

MICHIGAN MLB DRAFT SELECTIONS

Total MLB Draft Selections: 184**Through 2019 Draft (1965-2019)****Player, Team, Round (and pick if 1st round)***** indicates player did not sign**

Note: June Secondary Draft occurred from 1966-1985;
January Secondary Draft occurred from 1966-1985

2019

Tommy Henry, Arizona Diamondbacks, 2nd
Karl Kauffmann, Colorado Rockies, 2nd
Jordan Brewer, Houston Astros, 3rd
Jack Weisenburger, Oakland Athletics, 20th
Jimmy Kerr, Detroit Tigers, 33rd

2018

William Tribucher, Colorado Rockies, 14th
Jayce Vancena, Detroit Tigers, 31st
Jonathan Engelmann, Cleveland Indians, 31st

2017 (Led NCAA Division I)

Oliver Jaskie, Seattle Mariners, 6th
Drew Lugbauer, Atlanta Braves, 11th
Ryan Nutof, Cincinnati Reds, 16th
Harrison Wenson, Los Angeles Angels, 24th
Bryan Pall, Seattle Mariners, 25th
Jake Bivens, Detroit Tigers, 27th
Johnny Slater, Seattle Mariners, 28th
Michael Hendrickson, Cleveland Indians, 28th
Grant Reuss, Detroit Tigers, 29th
Mac Lozer, New York Mets, 33rd
Michael Brdar, St. Louis Cardinals, 36th

2016

Brett Adcock, Houston Astros, 4th
Carmen Benedetti, Houston Astros, 12th
Evan Hill, Detroit Tigers, 24th
Jackson Lamb, St. Louis Cardinals, 35th*
Harrison Wenson, Pittsburgh Pirates, 39th*

2015

Jacob Cronenworth, Tampa Bay Rays, 7th
Jackson Glines, Chicago White Sox, 10th
Travis Maezes, Kansas City Royals, 13th

2014

James Bourque, Washington Nationals, 14th
Trent Szkutnik, Detroit Tigers, 20th

2013

Michael O'Neill, New York Yankees, 3rd
Patrick Biondi, New York Mets, 9th

2012

No Selections

2011

Tyler Mills, St. Louis Cardinals, 9th

2010

Ryan LaMarre, Cincinnati Reds, 2nd
Matt Miller, Milwaukee Brewers, 5th
Alan Oaks, Florida Marlins, 8th
Tyler Burgoon, Seattle Mariners, 10th
Chris Berset, Cincinnati Reds, 20th

2009

Chris Fetter, San Diego Padres, 9th

2008

Jason Christian, Oakland A's, 5th
Zach Putnam, Cleveland Indians, 5th
Adam Abraham, Cleveland Indians, 13th
Nate Recknagel, Cleveland Indians, 19th
Michael Powers, New York Mets, 31st

2007

Andrew Hess, Detroit Tigers, 19th
Doug Pickens, Cleveland Indians, 50th

2006

Paul Hammond, Detroit Tigers, 35th

2005

Chris Getz, Chicago White Sox, 4th
Clayton Richard, Chicago White Sox, 8th
Derek Feldkamp, Tampa Bay Devil Rays, 9th
Jim Brauer, Florida Marlins, 9th
Michael Penn, Kansas City Royals, 11th
Kyle Bohm, Toronto Blue Jays, 16th
Jeff Kunkel, Detroit Tigers, 37th (signed after 2006 season)

2004

*Derek Feldkamp, Toronto Blue Jays, 41st
*Jim Brauer, New York Mets, 42nd
Brandon Roberts, Cincinnati Reds, 45th

2003

Jake Fox, Chicago Cubs, 3rd
Brock Koman, Houston Astros, 9th
*Jim Brauer, Colorado Rockies, 17th

2002

Rich Hill, Chicago Cubs, 4th
Bobby Korecky, Philadelphia Phillies, 19th

2001

*Rich Hill, California Angels, 7th
Bobby Wood, New York Yankees, 24th

2000

David Parrish, NY Yankees, 1st (28th pick)

1999

J.J. Putz, Seattle, 6th
Brian Bush, Philadelphia, 12th
Bobby Scales, San Diego, 14th
Mike Seestedt, Baltimore, 26th

1998

Brian Berryman, San Diego, 7th
*J.J. Putz, Minnesota, 17th
Derek Besco, Detroit, 25th
*Mike Cervenak, Oakland A's, 43rd

1997

No Selections

1996

Kelly Dransfeldt, Texas, 2nd
*Brian Steinbach, Milwaukee Brewers, 54th

1995

Brian Simmons, Chicago White Sox, 2nd
Scott Weaver, Detroit, 8th
Ryan Van Oeveren, Montreal 26th
Matt Ferullo, New York Mets, 31st

1994

Heath Murray, San Diego, 3rd
Ray Ricken, New York Yankees, 5th
Ron Hollis, Los Angeles, 10th
Chris Newton, Detroit, 27th

1993

Nate Holdren, Colorado, 16th

1992

Dennis Konuszewski, Pittsburgh, 9th

1991

Russell Brock, Oakland, 2nd
Tim Flannelly, New York Yankees, 3rd
Jason Pfaff, Detroit, 8th
Mike Matheny, Milwaukee Brewers, 8th
Andy Fairman, Milwaukee Brewers, 24th
Dan Ruff, Detroit, 31st

1990

Kirt Ojala, New York Yankees, 4th
Matt Morse, Minnesota, 19th
Greg Haeger, Detroit, 21st
*Greg McMurtry, Detroit, 27th

1989

Ross Powell, Cincinnati, 3rd
Mike Grimes, Oakland, 3rd
Tim Lata, St. Louis, 36th
John Locker, Boston, 40th

1988

Jim Abbott, California, 1st (8th pick)
Bill St. Peter, Chicago Cubs, 7th
Mike Ignasiak, Milwaukee Brewers, 8th
Steve Finken, Los Angeles, 21st
*Mike Gillette, Kansas City Royals, 34th
Chris Lutz, Chicago Cubs, 43rd
Tom Brock, Seattle, 46th

1987

*Mike Ignasiak, St. Louis, 4th
*Jim Agemy, New York Yankees, 51st

1986 (June Regular Phase)

Casey Close, New York Yankees, 7th
Hal Morris, New York Yankees, 8th
Dan Disher, Seattle, 10th
Scott Kamieniecki, New York Yankees, 14th
David Karasinski, Atlanta, 42nd

1985 (June Regular Phase)

Barry Larkin, Cincinnati, 1st (4th pick)
Mike Watters, Los Angeles, 2nd
*Scott Kamieniecki, Milwaukee Brewers, 23rd
*Dan Disher, Detroit, 27th

1984 (June Regular Phase)

Gary Wayne, Montreal 4th
*Gary Grant, Milwaukee Brewers, 16th
*Bill Shuta, Detroit, 34th

1983 (June Regular Phase)

Rich Stoll, Montreal, 1st (14th pick)
Chris Sabo, Cincinnati, 2nd
Dave Kopf, Chicago Cubs, 3rd
Jeff Jacobson, Baltimore, 11th
*Gary Wayne, Oakland, 23rd

1982 (June Regular Phase)

Steve Ontiveros, Oakland, 2nd
Tony Evans, Cincinnati, 6th
Jim Paciorek, Milwaukee Brewers, 8th
John Young, Detroit, 19th
*Jeff Jacobson, Detroit, 27th

1981 (June Regular Phase)

Scot Elam, Toronto, 10th
*Jim Paciorek, Cleveland, 14th
Gerry Hool, Toronto, 15th
Mark Clinton, Houston, 17th

1980 (June Regular Phase)

George Foussianes, Detroit, 36th

1979 (June Regular Phase)

Rick Leach, Detroit, 1st (13th pick)
Steve Howe, Los Angeles, 1st (16th pick)
Steve Perry, Los Angeles, 1st (25th pick)
*George Foussianes, Montreal, 28th

1978 (June Regular Phase)

Mike Parker, San Diego, 8th
*Rick Leach, Philadelphia, 24th
David Chapman, Texas, 37th

1977

No Selections

1976 (June Regular Phase)

Lary Sorensen, Milwaukee Brewers, 8th
Dick Walterhouse, Pittsburgh, 19th

1975 (June Regular Phase)

Chuck Rogers, Chicago Cubs, 8th
Tom Joyce, Chicago White Sox, 27th
*James (Randy) Hackney, Chicago Cubs, 29th

1974 (June Regular Phase)

John Lonchar, Minnesota, 7th

1973 (June Regular Phase)

June Regular Phase
Mark Crane, Philadelphia, 13th
*Tom Kettinger, Pittsburgh, 30th
1972 (June Regular Phase)
Michael Elwood, California, 5th
Leon Roberts, Detroit, 10th

1971 (June Secondary Phase)

Jim Burton, Boston, 1st
Dan Fife, Detroit, 2nd

1970 (June Secondary Phase)

Tom Lundstedt, Chicago Cubs, 1st

1969 (June Secondary Phase)

John Hurley, Minnesota, 1st
June Regular Phase
Glen Redmon, Chicago White Sox, 19th

1968

- January Secondary Phase
Geoff Zahn, Los Angeles, 5th
- June Secondary Phase
Elliott Maddox, Detroit, 1st
Steve Evans, St. Louis, 1st
*John Hurley, Detroit, 2nd
*Dave Renkiewicz, Chicago White Sox, 4th
*Gerald Christman, San Francisco, 6th

1967

- January Secondary Phase
Nikola Radakovik, Houston, 2nd
*Geoff Zahn, Boston, 5th
*Bill Zepp, Boston, 7th
- June Regular Phase
Leslie Tanona, Detroit, 4th
*Keith Spicer, Minnesota, 18th
- June Secondary Phase
*Geoff Zahn, Detroit, 2nd
*Dave Renkiewicz, Chicago White Sox, 6th
*John Hurley, Chicago White Sox, 15th

1966

- January Secondary Phase
*Bob Reed, Washington, 2nd
*Richard Schryer, Chicago White Sox, 6th
- June Regular Phase
Robert Gilhooley, Detroit, 3rd
*Nikola Radakovik, Kansas City A's, 10th
Chandler Simonds, Detroit, 12th
Ted Sizemore, Los Angeles, 15th
*Cazzie Russell, Kansas City A's, 27th
*Geoff Zahn, Chicago White Sox, 34th
- June Secondary Phase
Bob Reed, Detroit, 2nd
Richard Schryer, Los Angeles, 2nd
*Bill Zepp, Detroit, 8th

1965 (June Regular Phase)

*Bob Reed, Detroit, 4th
Carl Cmejrek, Baltimore, 24th
*Bill Zepp, Milwaukee Braves, 33rd

Michigan 1st Round Choices**June Regular Phase Only**

Barry Larkin -- 1985, Cincinnati (4th)
Jim Abbott -- 1988, California (8th)
Rick Leach -- 1979, Detroit (13th)
Rich Stoll -- 1983, Montreal (14th)
Steve Howe -- 1979, Los Angeles (16th)
Steve Perry -- 1979, Los Angeles (25th)
David Parrish -- 2000, NY Yankees (28th)

1979 - First time three first-round picks from one school**Active MLB Players**

Rich Hill, LHP -- Minnesota Twins
Clayton Richard, LHP -- Toronto Blue Jays
James Bourque, RHP -- Washington Nationals

A professional headshot of a middle-aged man with short, dark brown hair, smiling warmly at the camera. He is wearing a dark navy blue suit jacket over a white dress shirt and a yellow and blue striped tie. A small, dark, star-shaped pin is visible on his left lapel. The background is a dark, textured blue.

Bakich came to Ann Arbor after spending three years as the head coach at the University of Maryland. He led the Terrapins to a 32-24 record in 2012, a 15-win improvement from his first season in College Park. Maryland started the season by taking 2-of-3 at UCLA, which went on to earn a No. 2 national seed and a berth in the College World Series. The Terps also enjoyed wins over Purdue, East Carolina and St. John's in the non-conference slate and North Carolina, Virginia, Miami, N.C. State and Florida State in Atlantic Coast Conference action. Maryland had a 3.21 team earned-run average, which was third in the ACC. Bakich also had four players drafted from the 2012 team in this year's MLB First-Year Player Draft, including Alfredo Rodriguez, who was picked in the 17th round by the Milwaukee Brewers.

Birthdate: November 27, 1977
Birthplace: San Jose, Calif.
High School: Bellarmine (1996)
College: East Carolina (2000)

2012-present University of Michigan
Head Coach

2010-2012 University of Maryland
Head Coach

2003-09 Vanderbilt University
Assistant Coach

2002 Clemson University
Volunteer Assistant Coach

- 2019 NCBWA Coach of the Year
- Baseball America Top-10 Coaches Under 40
- Top 10 Recruiting Class in 2018; highest ever for a Big Ten baseball program
- Top 25 Recruiting Class in 2014
- Top 30 Recruiting Class in 2015
- Top 25 Recruiting Class in 2012
- Top 25 Recruiting Class in 2010
- Top-Ranked Recruiting Class at Vanderbilt (2005)

- First career 40 win season in 2017
- 15-Win Improvement at Maryland from 2010-12
- 2004 Super Regional (Vanderbilt)
- Five NCAA Regional Appearances (Vanderbilt)
- 2002 College World Series (Clemson)

- East Carolina University (1999-2000)
- All-Baton Rouge Regional team (1999)
- Helped ECU win back-to-back CAA titles

| ERIK BAKICH'S YEAR-BY-YEAR COACHING RECORD | | | | | | | | | | |
|--|-----|-----|---|------|----------------|-----|------|------------|----------------------|--|
| OVERALL | | | | | CONFERENCE | | | POSTSEASON | | NOTES |
| YEAR | W | L | T | PCT. | W | L | PCT. | PLACE | ROUND | |
| MARYLAND (3 Seasons) | | | | | Atlantic Coast | | | | | |
| 2010 | 17 | 39 | - | .304 | 5 | 25 | .167 | 6th | | |
| 2011 | 21 | 35 | - | .375 | 5 | 25 | .167 | 6th | | |
| 2012 | 34 | 24 | - | .586 | 10 | 20 | .333 | T-5th | | |
| MICHIGAN (8 th Season) | | | | | Big Ten | | | | | |
| 2013 | 29 | 27 | - | .518 | 14 | 10 | .583 | T-5th | Big Ten Tournament | Two MLB Draft Picks |
| 2014 | 30 | 29 | 1 | .508 | 13 | 11 | .542 | T-4th | Big Ten Tournament | Two MLB Draft Picks |
| 2015 | 39 | 25 | - | .609 | 14 | 10 | .583 | T-3rd | NCAA Regional (2nd) | Big Ten Tournament Champions; Three MLB Draft Picks |
| 2016 | 36 | 21 | - | .632 | 13 | 10 | .565 | 6th | Big Ten Tournament | Five All-Big Ten Selections; Five MLB Draft Picks |
| 2017 | 42 | 17 | - | .712 | 16 | 8 | .667 | 2nd | NCAA Regional (4th) | First 40-win season since '08; Program-record 11 MLB Draft Picks |
| 2018 | 33 | 21 | - | .611 | 15 | 8 | .652 | 3rd | Big Ten Tournament | 20-game win streak; Three MLB Draft Picks |
| 2019 | 50 | 22 | - | .704 | 16 | 7 | .696 | 2nd | College World Series | First CWS berth since 1984; Five MLB Draft Picks |
| CAREER | 331 | 260 | 1 | .561 | 121 | 134 | .475 | | | |
| AT U-M | 259 | 162 | 1 | .617 | 101 | 64 | .612 | | | |

COACH + SUPPORT STAFF



Nick Schnabel Associate Head Coach/Recruiting Coordinator

8th Season at Michigan


- Recruited Michigan's 15-man incoming class in 2018 - perhaps the most highly-touted class in program history - which was ranked No. 10 by both Baseball America and Collegiate Baseball Newspaper and marked the highest ranking a Big Ten class has ever earned.
- Came to Michigan with Erik Bakich after serving as the hitting instructor, infield coach and recruiting coordinator at East Carolina for three seasons.
- Mentored six All-Conference USA selections during his three seasons with the Pirates.
- Also spent two seasons at Liberty as the hitting instructor and recruiting coordinator and a pair of seasons at the U.S. Military Academy, serving as Army's hitting instructor and working with the infielders.



Chris Fetter Associate Head Coach/Pitching

3rd Season at Michigan

- Guided Michigan pitchers to a 3.46 earned run average during the 2018 campaign, which ranked 23rd-best in the nation and third-lowest in the Big Ten. The Wolverines also finished atop the conference with just 7.64 hits allowed per game, which ranked 12th in the country.
- Came to Michigan in the summer of 2017 after serving as the minor league pitching coordinator for the Los Angeles Dodgers.
- Four-year letterwinner at Michigan and All-American; ranks first in the U-M Baseball record book for innings pitched (332.1)
- Previously coached at Ball State University (2016), where he guided the Cardinals to a 4.31 team earned run average, which ranked second in the Mid-American Conference.



Max Gordon Volunteer Coach

1st Season at Michigan

- Came to Michigan in January of 2020 after serving as Driveline's hitting coordinator since its inception.
- Graduated from Oregon State in 2013 after walking on to the baseball team, started in center field and hit .257 as a senior when Oregon State finished 3rd in the College World Series.
- Played independent league baseball after graduation until turning to a career as a coach.



Wayne Welton Director of Operations

9th Season at Michigan

- Was the Wolverines' volunteer coach in 2012 and transitioned to the role of Director of Operations in 2013.
- Was the head baseball coach at Chelsea High School in Chelsea, Mich., for 32 years, where he had a record of 767-357-11 and a 1991 Class B state title.
- Was the Director of Athletics at Chelsea for 22 years, guiding 24 varsity programs with 90-plus coaches. He was named the Regional Athletic Director of the Year by the MIAAA in 2010.



Jeremy Kelch Video Coordinator/Player Development

5th Season at Michigan

- Joined the Michigan staff in 2014 and is responsible for providing player development plans for student-athletes as well as training student managers in video operations and scouting strategy.
- Helps to provide the coaching staff with statistical analysis of in-game situations and opportunities for player growth.
- Spent 14 seasons with the Detroit Tigers as a video coordinator and advance scout.

POSITION PLAYER NOTES



◆ AT MICHIGAN

- 2019 All-Big Ten Third Team
- Career debut: Feb. 16, 2018 vs. Army
- First career start: March 3, 2018 at Stanford (C)
- First career home run: Feb. 17, 2019 vs. Binghamton (Port St. Lucie, Fla.)

◆ PREP / DRAFT

- 2017 MLB Draft: Chicago Cubs, 33rd Round
- Career: Holds 47 career and single season records at Westmont HS
- Career: Ranks top five in Illinois High School Baseball history in hits, doubles, runs scored; tied 10th in home runs; 13th in RBI
- 2017 Rawlings-Perfect Game Honorable Mention All-American Central
- 2017 Rawlings-Perfect Game Pre-Season All-American
- 2017 Collegiate Baseball All-American 1st Team
- 2017 Louisville Slugger All-American 1st Team
- 2017 IHSA All-State 1st Team

#0 - JOE DONOVAN

C • R/R • 5-10 • 180 • JR • CLARENDON HILLS, ILL. (WESTMONT HS)

| Year | Avg | GP | GS | AB | R | H | 2B | 3B | HR | RBI | TB | SLG% | BB | HBP | SO | GDP | OB% | SF | SH | SB | ATT | PO | A | E | FLD% |
|--------------|-------------|-----------|-----------|------------|-----------|-----------|-----------|----------|----------|-----------|-----------|-------------|-----------|----------|-----------|----------|-------------|----------|----------|----------|----------|------------|-----------|----------|-------------|
| 2018 | .250 | 14 | 6 | 24 | 5 | 6 | 1 | 0 | 0 | 3 | 7 | .292 | 3 | 0 | 11 | 0 | .333 | 0 | 0 | 0 | 1 | 46 | 5 | 1 | .981 |
| 2019 | .239 | 62 | 59 | 205 | 40 | 49 | 12 | 0 | 9 | 37 | 88 | .429 | 20 | 6 | 53 | 5 | .319 | 4 | 4 | 0 | 2 | 487 | 57 | 6 | .989 |
| 2020 | --- | - | - | - | - | - | - | - | - | - | - | --- | - | - | - | - | --- | - | - | - | - | - | - | - | --- |
| TOTAL | .240 | 76 | 65 | 229 | 45 | 55 | 13 | 0 | 9 | 40 | 95 | .415 | 23 | 6 | 64 | 5 | .321 | 4 | 4 | 0 | 3 | 533 | 62 | 7 | .988 |

Season Highs

| | | | | | | | | | | | | | | | | | | | | | | | | | | |
|--------------|--|--|--|---|--|--|--|--|--|--|--|--|--|--|--|--|--|--|--|--|--|--|--|--|--|--|
| Runs | | | | | | | | | | | | | | | | | | | | | | | | | | |
| Hits | | | | - | | | | | | | | | | | | | | | | | | | | | | |
| RBI | | | | - | | | | | | | | | | | | | | | | | | | | | | |
| Doubles | | | | - | | | | | | | | | | | | | | | | | | | | | | |
| Triples | | | | - | | | | | | | | | | | | | | | | | | | | | | |
| Home Runs | | | | - | | | | | | | | | | | | | | | | | | | | | | |
| Walks | | | | - | | | | | | | | | | | | | | | | | | | | | | |
| Stolen Bases | | | | - | | | | | | | | | | | | | | | | | | | | | | |

Career Highs

| | | | | | | | | | | | | | | | | | | | | | | | | | | |
|--------------|--|--|--|--|--|--|--|--|--|--|--|--|--|--|--|--|--|--|--|--|--|--|--|--|--|--|
| Runs | | | | | | | | | | | | | | | | | | | | | | | | | | |
| Hits | | | | | | | | | | | | | | | | | | | | | | | | | | |
| RBI | | | | | | | | | | | | | | | | | | | | | | | | | | |
| Doubles | | | | | | | | | | | | | | | | | | | | | | | | | | |
| Triples | | | | | | | | | | | | | | | | | | | | | | | | | | |
| Home Runs | | | | | | | | | | | | | | | | | | | | | | | | | | |
| Walks | | | | | | | | | | | | | | | | | | | | | | | | | | |
| Stolen Bases | | | | | | | | | | | | | | | | | | | | | | | | | | |



◆ AT MICHIGAN

- 2019 All-Big Ten Second Team
- Career debut: Feb. 16, 2018 vs. Army
- First career start: Feb. 16, 2018 vs. Army

◆ PREP

- 2017 Rawlings-Perfect Game Honorable Mention All-American Central
- 2017 First Team All Big-Eight Conference
- 2017 District Player of the Year
- 2017 Honor Roll
- 2016 First Team All Big-Eight Conference
- 2016 District Player of the Year
- 2016 Second Team All-State
- 2016 Perfect Game Underclass Honorable Mention
- Broke all-time school records in stolen bases, runs scored, HBP, & BB

#2 - JACK BLOMGREN

IF • R/R • 5-10 • 175 • JR.. • MILTON, WIS. (JANESVILLE CRAIG HS)

| Year | Avg | GP | GS | AB | R | H | 2B | 3B | HR | RBI | TB | SLG% | BB | HBP | SO | GDP | OB% | SF | SH | SB | ATT | PO | A | E | FLD% |
|--------------|-------------|------------|------------|------------|-----------|------------|-----------|----------|----------|-----------|------------|-------------|-----------|-----------|-----------|-----------|-------------|----------|----------|-----------|-----------|------------|------------|-----------|-------------|
| 2018 | .216 | 52 | 52 | 162 | 21 | 35 | 7 | 0 | 1 | 18 | 45 | .278 | 27 | 9 | 40 | 3 | .355 | 2 | 5 | 5 | 5 | 87 | 146 | 13 | .947 |
| 2019 | .315 | 69 | 69 | 238 | 40 | 75 | 8 | 2 | 3 | 47 | 96 | .403 | 35 | 12 | 48 | 8 | .419 | 6 | 3 | 7 | 11 | 86 | 187 | 10 | .965 |
| 2020 | --- | - | - | - | - | - | - | - | - | - | - | --- | - | - | - | - | --- | - | - | - | - | - | - | - | --- |
| TOTAL | .275 | 121 | 121 | 400 | 61 | 110 | 15 | 2 | 4 | 65 | 141 | .353 | 62 | 21 | 88 | 11 | .393 | 8 | 8 | 12 | 16 | 173 | 333 | 23 | .957 |

Season Highs

| | | | | | | | | | | | | | | | | | | | | | | | | | | |
|--------------|--|--|--|--|--|--|--|--|--|--|--|--|--|--|--|--|--|--|--|--|--|--|--|--|--|--|
| Runs | | | | | | | | | | | | | | | | | | | | | | | | | | |
| Hits | | | | | | | | | | | | | | | | | | | | | | | | | | |
| RBI | | | | | | | | | | | | | | | | | | | | | | | | | | |
| Doubles | | | | | | | | | | | | | | | | | | | | | | | | | | |
| Triples | | | | | | | | | | | | | | | | | | | | | | | | | | |
| Home Runs | | | | | | | | | | | | | | | | | | | | | | | | | | |
| Walks | | | | | | | | | | | | | | | | | | | | | | | | | | |
| Stolen Bases | | | | | | | | | | | | | | | | | | | | | | | | | | |

Career Highs

| | | | | | | | | | | | | | | | | | | | | | | | | | | |
|--------------|--|--|--|--|--|--|--|--|--|--|--|--|--|--|--|--|--|--|--|--|--|--|--|--|--|--|
| Runs | | | | | | | | | | | | | | | | | | | | | | | | | | |
| Hits | | | | | | | | | | | | | | | | | | | | | | | | | | |
| RBI | | | | | | | | | | | | | | | | | | | | | | | | | | |
| Doubles | | | | | | | | | | | | | | | | | | | | | | | | | | |
| Triples | | | | | | | | | | | | | | | | | | | | | | | | | | |
| Home Runs | | | | | | | | | | | | | | | | | | | | | | | | | | |
| Walks | | | | | | | | | | | | | | | | | | | | | | | | | | |
| Stolen Bases | | | | | | | | | | | | | | | | | | | | | | | | | | |

POSITION

PLAYER

NOTES



◆ AT MICHIGAN

- Career debut:

◆ PREP

- 3x All-Sunset League First Team selection (2017-2019)
- 3x Sunset League All-Academic Team selection (2017-2019)

#3 - TED BURTON

IF • R/R • 6-2 • 170 • FR. • HUNTINGTON BEACH, CALIF. (EDISON H.S.)

| Year | Avg | GP | GS | AB | R | H | 2B | 3B | HR | RBI | TB | SLG% | BB | HBP | SO | GDP | OB% | SF | SH | SB | ATT | PO | A | E | FLD% |
|--------------|-----|----|----|----|---|---|----|----|----|-----|----|------|--------------|-----|----|-----|-----|----|----|----|-----|----|---|---|------|
| TOTAL | | | | | | | | | | | | | | | | | | | | | | | | | |
| Season Highs | | | | | | | | | | | | | Career Highs | | | | | | | | | | | | |



◆ AT MICHIGAN

- 2019 Corvallis Regional All-Tournament Team - Outfield
- Career debut: at Santa Clara, Feb. 26, 2017

◆ PREP

- Led team to first ever City Championship in Morgan Park history
- Final four in city championship Regional
- Sectional, Super Regional Champions
- Super Sectional
- 4th place State champions

#5 - CHRISTAN BULLOCK

OF • L/L • 5-10 • 175 • SR. • CHICAGO, ILL. (MORGAN PARK HS)

| Year | Avg | GP | GS | AB | R | H | 2B | 3B | HR | RBI | TB | SLG% | BB | HBP | SO | GDP | OB% | SF | SH | SB | ATT | PO | A | E | FLD% |
|-------|------|-----|----|-----|----|----|----|----|----|-----|-----|------|----|-----|----|-----|------|----|----|----|-----|-----|---|---|-------|
| 2017 | .067 | 17 | 1 | 15 | 4 | 1 | 0 | 0 | 0 | 2 | 1 | .067 | 1 | 0 | 3 | 0 | .118 | 1 | 1 | 3 | 4 | 2 | 0 | 0 | 1.000 |
| 2018 | .262 | 48 | 44 | 168 | 28 | 44 | 10 | 1 | 1 | 18 | 59 | .351 | 14 | 3 | 40 | 1 | .326 | 2 | 4 | 18 | 23 | 81 | 4 | 4 | .955 |
| 2019 | .270 | 45 | 30 | 115 | 27 | 31 | 7 | 2 | 2 | 14 | 48 | .417 | 21 | 2 | 40 | 0 | .388 | 1 | 1 | 14 | 16 | 48 | 2 | 1 | .980 |
| TOTAL | .255 | 110 | 75 | 298 | 59 | 76 | 17 | 3 | 3 | 34 | 108 | .362 | 36 | 5 | 83 | 1 | .341 | 4 | 6 | 35 | 43 | 131 | 6 | 5 | .965 |

| Season Highs | | | Career Highs | | |
|--------------|---|---|--------------|---|---|
| Runs | 3 | vs. Nebraska, May 25, 2019 | Runs | 3 | 2x; last: vs. Nebraska, May 25, 2019 |
| Hits | 3 | 2x; last: vs. Nebraska, May 25, 2019 | Hits | 3 | 8x; last: vs. Nebraska, May 25, 2019 |
| RBI | 4 | vs. Northwestern, Apr. 21, 2019 | RBI | 4 | vs. Northwestern, Apr. 21, 2019 |
| Doubles | 1 | 7x; last: vs. Vanderbilt, June 24, 2019 | Doubles | 2 | vs Western Mich., Mar 21, 2018 |
| Triples | 1 | 2x; last: at UCLA, June 9, 2019 | Triples | 1 | 3x; last: at UCLA, June 9, 2019 |
| Home Runs | 1 | 2x; last: vs. Creighton, May 31, 2019 | Home Runs | 1 | 2x; last: vs. Northwestern, Apr. 21, 2019 |
| Walks | 3 | vs. Texas Tech, June 21, 2019 | Walks | 3 | vs. Texas Tech, June 21, 2019 |
| Stolen Bases | 3 | at The Citadel, Feb. 23, 2019 | Stolen Bases | 3 | at The Citadel, Feb. 23, 2019 |

POSITION PLAYER NOTES



◆ AT MICHIGAN

• Career debut: Feb. 16, 2018 vs. Army

◆ PREP

- Career: 27 HR and 103 RBI
- 2017 Collegiate Baseball High School Pre-Season All-American
- 2017 Rawlings-Perfect Game Honorable Mention All-American (CA)
- 2017 Bay League MVP
- 2017 CIF Southern Section Division 1 - 1st Team
- 2017 Cal-Hi All-State Baseball 1st Team
- 2017 MaxPreps 1st-Team California Large Schools Baseball Team
- 2017 Season as Hitter: 10 HR, 25 RBI, .412 BA, 24 BB, .595 OBP
- 2017 Season as Pitcher: 58 K in 56.1 IP

#6 - DANNY ZIMMERMAN

IF • R/R • 6-4 • 240 • R-SO. • REDONDO BEACH, CALIF. (REDONDO UNION HS)

| Year | Avg | GP | GS | AB | R | H | 2B | 3B | HR | RBI | TB | SLG% | BB | HBP | SO | GDP | OB% | SF | SH | SB | ATT | PO | A | E | FLD% |
|--------------|-------------|----------|----------|----------|----------|----------|----------|----------|----------|----------|----------|-------------|----------|----------|----------|----------|-------------|----------|----------|----------|----------|----------|----------|----------|-------------|
| 2018 | .000 | 1 | 0 | 1 | 0 | 0 | 0 | 0 | 0 | 0 | 0 | .000 | 0 | 0 | 0 | 0 | .000 | 0 | 0 | 0 | 0 | 0 | 0 | 1 | .000 |
| TOTAL | .000 | 1 | 0 | 1 | 0 | 0 | 0 | 0 | 0 | 0 | 0 | .000 | 0 | 0 | 0 | 0 | .000 | 0 | 0 | 0 | 0 | 0 | 0 | 1 | .000 |

Season Highs

| | | | | | | | | | | | | | | | | | | | | | | | | | |
|--------------|---|--|--|--|--|--|--|--|--|--|--|--|--|--|--|--|--|--|--|--|--|--|--|--|--|
| Runs | - | | | | | | | | | | | | | | | | | | | | | | | | |
| Hits | - | | | | | | | | | | | | | | | | | | | | | | | | |
| RBI | - | | | | | | | | | | | | | | | | | | | | | | | | |
| Doubles | - | | | | | | | | | | | | | | | | | | | | | | | | |
| Triples | - | | | | | | | | | | | | | | | | | | | | | | | | |
| Home Runs | - | | | | | | | | | | | | | | | | | | | | | | | | |
| Walks | - | | | | | | | | | | | | | | | | | | | | | | | | |
| Stolen Bases | - | | | | | | | | | | | | | | | | | | | | | | | | |

Career Highs

| | | | | | | | | | | | | | | | | | | | | | | | | | |
|--------------|---|--|--|--|--|--|--|--|--|--|--|--|--|--|--|--|--|--|--|--|--|--|--|--|--|
| Runs | - | | | | | | | | | | | | | | | | | | | | | | | | |
| Hits | - | | | | | | | | | | | | | | | | | | | | | | | | |
| RBI | - | | | | | | | | | | | | | | | | | | | | | | | | |
| Doubles | - | | | | | | | | | | | | | | | | | | | | | | | | |
| Triples | - | | | | | | | | | | | | | | | | | | | | | | | | |
| Home Runs | - | | | | | | | | | | | | | | | | | | | | | | | | |
| Walks | - | | | | | | | | | | | | | | | | | | | | | | | | |
| Stolen Bases | - | | | | | | | | | | | | | | | | | | | | | | | | |



◆ AT MICHIGAN

- 2019 All-Big Ten Third Team
- 2019 Big Ten Player to Watch
- 2018 All-Big Ten Freshman Team
- Big Ten Freshman of the Week (April 23)
- Big Ten Co-Player/Freshman of the Week (April 16, 2018)
- Big Ten Freshman of the Week (April 2)
- Career debut: Feb. 16, 2018 vs. Army
- First career start: Feb. 16, 2018 vs. Army (designated hitter)

◆ PREP

- Drafted in the 37th round to the Seattle Mariners in 2017
- 2017 Gatorade Player of the Year
- 2017 Seattle Prep Varsity Team Captain (BA .571 with 4 HRs, 21 RBIs, 11/11 SB)
- 2017 1st Team All-State
- 2017 Seattle Times Star Times All-Area player
- 2017 WIAA Home Run Derby Champion
- 2017 Washington Athletic 101 Club Scholar-Athlete Award
- 2017 Rawlings-Perfect Game All-America Honorable Mention
- 2017 Perfect Game All-American West

#7 - JESSE FRANKLIN

OF • L/L • 6-1 • 220 • JR. • SEATTLE, WASH. (SEATTLE PREP)

| Year | Avg | GP | GS | AB | R | H | 2B | 3B | HR | RBI | TB | SLG% | BB | HBP | SO | GDP | OB% | SF | SH | SB | ATT | PO | A | E | FLD% |
|--------------|-------------|------------|------------|------------|-----------|------------|-----------|----------|-----------|------------|------------|-------------|-----------|-----------|-----------|----------|-------------|-----------|----------|----------|-----------|------------|-----------|----------|-------------|
| 2018 | .327 | 47 | 41 | 165 | 31 | 54 | 11 | 1 | 10 | 47 | 97 | .588 | 14 | 4 | 34 | 3 | .379 | 7 | 0 | 4 | 6 | 320 | 14 | 3 | .991 |
| 2019 | .258 | 67 | 67 | 256 | 60 | 66 | 14 | 1 | 13 | 55 | 121 | .473 | 51 | 6 | 52 | 5 | .387 | 5 | 0 | 4 | 4 | 140 | 4 | 1 | .993 |
| TOTAL | .285 | 114 | 108 | 421 | 91 | 120 | 25 | 2 | 23 | 102 | 218 | .518 | 65 | 10 | 86 | 8 | .384 | 12 | 0 | 8 | 10 | 460 | 18 | 4 | .992 |

Season Highs

| | | | | | | | | | | | | | | | | | | | | | | | | | |
|--------------|---|--|--|--|--|--|--|--|--|--|--|--|--|--|--|--|--|--|--|--|--|--|--|--|--|
| Runs | 4 | | | | | | | | | | | | | | | | | | | | | | | | |
| Hits | 4 | | | | | | | | | | | | | | | | | | | | | | | | |
| RBI | 4 | | | | | | | | | | | | | | | | | | | | | | | | |
| Doubles | 2 | | | | | | | | | | | | | | | | | | | | | | | | |
| Triples | 1 | | | | | | | | | | | | | | | | | | | | | | | | |
| Home Runs | 1 | | | | | | | | | | | | | | | | | | | | | | | | |
| Walks | 2 | | | | | | | | | | | | | | | | | | | | | | | | |
| Stolen Bases | 1 | | | | | | | | | | | | | | | | | | | | | | | | |

Career Highs

| | | | | | | | | | | | | | | | | | | | | | | | | | |
|--------------|---|--|--|--|--|--|--|--|--|--|--|--|--|--|--|--|--|--|--|--|--|--|--|--|--|
| Runs | 4 | | | | | | | | | | | | | | | | | | | | | | | | |
| Hits | 4 | | | | | | | | | | | | | | | | | | | | | | | | |
| RBI | 5 | | | | | | | | | | | | | | | | | | | | | | | | |
| Doubles | 2 | | | | | | | | | | | | | | | | | | | | | | | | |
| Triples | 1 | | | | | | | | | | | | | | | | | | | | | | | | |
| Home Runs | 1 | | | | | | | | | | | | | | | | | | | | | | | | |
| Walks | 2 | | | | | | | | | | | | | | | | | | | | | | | | |
| Stolen Bases | 1 | | | | | | | | | | | | | | | | | | | | | | | | |

POSITION

PLAYER

NOTES



◆ AT MICHIGAN

- Career debut:

◆ PREP

- 2019 Greater St. Louis Amateur Baseball Hall of Fame Rising Star Award finalist
- 2019 All-Metro second-team selection
- 2017-18 All-USA Missouri Baseball First Team selection

#8 - JIMMY OBERTOP

C/IF • R/R • 6-1 • 220 • FR. • SAINT LOUIS, MO (WESTMINSTER CHRISTIAN ACADEMY)

| Year | Avg | GP | GS | AB | R | H | 2B | 3B | HR | RBI | TB | SLG% | BB | HBP | SO | GDP | OB% | SF | SH | SB | ATT | PO | A | E | FLD% |
|-------|-----|----|----|----|---|---|----|----|----|-----|----|------|----|-----|----|-----|-----|----|----|----|-----|----|---|---|------|
| TOTAL | | | | | | | | | | | | | | | | | | | | | | | | | |

Season Highs

Career Highs



◆ AT MICHIGAN

- Michigan debut: Feb. 16, 2018 vs. Army

◆ PREP/AT CYPRESS COLLEGE

- 2016-2017 Played for Cypress College
- 2015 Team Captain
- 2015 Perfect Game Honorable Mention All-American West
- 2014 Perfect Game Underclass Honorable Mention

#9 - MATTHEW SCHMIDT

IF • R/R • 6-2 • 210 • 5Y • PARKER, COLO. (REGIS JESUIT / CYPRESS COLLEGE)

| Year | Avg | GP | GS | AB | R | H | 2B | 3B | HR | RBI | TB | SLG% | BB | HBP | SO | GDP | OB% | SF | SH | SB | ATT | PO | A | E | FLD% |
|-------|------|----|----|----|---|---|----|----|----|-----|----|------|----|-----|----|-----|------|----|----|----|-----|-----|---|---|-------|
| 2018 | .154 | 20 | 7 | 26 | 3 | 4 | 1 | 0 | 0 | 3 | 5 | .192 | 7 | 1 | 13 | 0 | .343 | 1 | 1 | 2 | 2 | 80 | 4 | 2 | .977 |
| 2019 | .167 | 14 | 1 | 12 | 4 | 2 | 1 | 0 | 0 | 2 | 3 | .250 | 2 | 3 | 1 | 0 | .389 | 1 | 0 | 2 | 2 | 22 | 5 | 0 | 1.000 |
| TOTAL | .158 | 34 | 8 | 38 | 7 | 6 | 2 | 0 | 0 | 5 | 8 | .211 | 9 | 4 | 14 | 0 | .358 | 2 | 1 | 4 | 4 | 102 | 9 | 2 | .982 |

Season Highs

| | | |
|--------------|---|---|
| Runs | 1 | 4x; last: vs. Northwestern, Apr. 21, 2019 |
| Hits | 1 | 2x; last: vs. Northwestern, Apr. 21, 2019 |
| RBI | 2 | vs. Bowling Green, Apr. 17, 2019 |
| Doubles | 1 | vs. Manhattan, March 15, 2019 |
| Triples | - | |
| Home Runs | - | |
| Walks | 1 | 2x; last: vs. Rutgers, Apr. 26, 2019 |
| Stolen Bases | 2 | vs. Bowling Green, Apr. 17, 2019 |

Career Highs

| | | |
|--------------|---|---|
| Runs | 1 | 7x; last: vs. Northwestern, Apr. 21, 2019 |
| Hits | 1 | 6x; last: vs. Northwestern, Apr. 21, 2019 |
| RBI | 2 | vs. Bowling Green, Apr. 17, 2019 |
| Doubles | 1 | 2x; last: vs. Manhattan, March 15, 2019 |
| Triples | - | |
| Home Runs | - | |
| Walks | 1 | 9x; last: vs. Rutgers, Apr. 26, 2019 |
| Stolen Bases | 2 | vs. Bowling Green, Apr. 17, 2019 |

POSITION PLAYER NOTES



◆ AT MICHIGAN

- Career debut:

◆ PREP/LANSING C.C.

- 2x All-State First Team Division II selection (2017-2018)
- Hit .360 with 10 HR in his lone season at Lansing CC

#10 - CAM HART

IF • R/R • 6-4 • 205 • SO. • ARMADA, MICH. (ARMADA)

| Year | Avg | GP | GS | AB | R | H | 2B | 3B | HR | RBI | TB | SLG% | BB | HBP | SO | GDP | OB% | SF | SH | SB | ATT | PO | A | E | FLD% |
|-------|-----|----|----|----|---|---|----|----|----|-----|----|------|----|-----|----|-----|-----|----|----|----|-----|----|---|---|------|
| TOTAL | | | | | | | | | | | | | | | | | | | | | | | | | |

Season Highs

Career Highs



◆ AT MICHIGAN

- 2018 Big Ten Sportsmanship Award winner
- Career debut: Feb. 16, 2018 vs. Army
- First career start: Feb. 18, 2018 vs. Army

◆ PREP

- MHSAA State Champion
- Two-time All-District
- Two-time All-League
- Two-time All Oakland County
- Two-time Academic All-State
- MHSAA East All Star

#11 - HARRISON SALTER

C • R/R • 6-2 • 215 • R-JR. • BLOOMFIELD HILLS, MICH. (ORCHARD LAKE ST. MARY'S HS)

| Year | Avg | GP | GS | AB | R | H | 2B | 3B | HR | RBI | TB | SLG% | BB | HBP | SO | GDP | OB% | SF | SH | SB | ATT | PO | A | E | FLD% |
|-------|------|----|----|-----|----|----|----|----|----|-----|----|------|----|-----|----|-----|------|----|----|----|-----|-----|----|---|-------|
| 2018 | .247 | 26 | 18 | 77 | 11 | 19 | 3 | 1 | 1 | 12 | 27 | .351 | 2 | 1 | 18 | 1 | .275 | 0 | 3 | 0 | 0 | 151 | 10 | 3 | .982 |
| 2019 | .265 | 22 | 10 | 34 | 4 | 9 | 1 | 0 | 0 | 8 | 10 | .294 | 6 | 0 | 7 | 2 | .357 | 2 | 2 | 0 | 0 | 95 | 4 | 0 | 1.000 |
| TOTAL | .252 | 48 | 28 | 111 | 15 | 28 | 4 | 1 | 1 | 20 | 37 | .333 | 8 | 1 | 25 | 3 | .303 | 2 | 5 | 0 | 0 | 246 | 14 | 3 | .989 |

Season Highs

| | | |
|--------------|---|--|
| Runs | 1 | 4x; last: at Nebraska, May 17, 2019 |
| Hits | 2 | vs. Nebraska, May 25, 2019 |
| RBI | 2 | 2x; last: vs. Nebraska, May 25, 2019 |
| Doubles | 1 | vs. Mich. St., Mar. 30, 2019 |
| Triples | - | |
| Home Runs | - | |
| Walks | 2 | 2x; last: vs. Bowling Green, Apr. 17, 2019 |
| Stolen Bases | - | |

Career Highs

| | | |
|--------------|---|--|
| Runs | 2 | vs Penn State, Apr 22, 2018 |
| Hits | 3 | 2x; last: at Michigan State, May 09, 2018 |
| RBI | 3 | at Michigan State, May 09, 2018 |
| Doubles | 1 | 4x; last: vs. Mich. St., Mar. 30, 2019 |
| Triples | 1 | at Lipscomb, Mar 9, 2018 |
| Home Runs | 1 | at Michigan State, May 09, 2018 |
| Walks | 2 | 2x; last: vs. Bowling Green, Apr. 17, 2019 |
| Stolen Bases | - | |

POSITION PLAYER NOTES



◆ AT MICHIGAN

- Career debut: vs Binghamton, Feb 17, 2019
- First career start came in the Corvallis Regional vs Cincinnati, June 1, 2019, and answered with a 4-for-4 offensive outing, including a double, bunt single, run scored and a HBP
- Had two doubles and three RBI vs. Creighton on June 2

◆ PREP

- Prep Baseball Report Indiana Ranking: SS (4) Overall (20)
- Perfect Game Indiana State Ranking: SS (3), Overall (18)
- 2018 Rawlings-Perfect Game Honorable Mention All-American
- Four-year varsity letter winner at Zionsville High School
- 2018 All-State Second Team selection
- 2018 Indiana All-Star selection
- 2018 All-Conference selection
- 2017 Perfect Game Underclass High Honorable Mention

#12 - RILEY BERTRAM

IF • S/R • 5-11 • 185 • SO. • ZIONSVILLE, IND. (ZIONSVILLE HS)

| Year | Avg | GP | GS | AB | R | H | 2B | 3B | HR | RBI | TB | SLG% | BB | HBP | SO | GDP | OB% | SF | SH | SB | ATT | PO | A | E | FLD% |
|--------------|-------------|-----------|----------|-----------|----------|-----------|----------|----------|----------|----------|-----------|-------------|----------|----------|----------|----------|-------------|----------|----------|----------|----------|----------|-----------|----------|--------------|
| 2019 | .400 | 17 | 3 | 25 | 4 | 10 | 4 | 0 | 0 | 7 | 14 | .560 | 1 | 3 | 6 | 0 | .483 | 0 | 0 | 0 | 0 | 5 | 12 | 0 | 1.000 |
| TOTAL | .400 | 17 | 3 | 25 | 4 | 10 | 4 | 0 | 0 | 7 | 14 | .560 | 1 | 3 | 6 | 0 | .483 | 0 | 0 | 0 | 0 | 5 | 12 | 0 | 1.000 |

Season Highs

| | | |
|--------------|---|--------------------------------|
| Runs | 2 | vs. Creighton, June 3, 2019 |
| Hits | 4 | vs. Cincinnati June 1, 2019 |
| RBI | 3 | vs. Creighton, June 2, 2019 |
| Doubles | 2 | vs. Creighton, June 2, 2019 |
| Triples | - | |
| Home Runs | - | |
| Walks | 1 | vs. Eastern Mich., May 8, 2019 |
| Stolen Bases | - | |

Career Highs

| | | |
|--------------|---|--------------------------------|
| Runs | 2 | vs. Creighton, June 3, 2019 |
| Hits | 4 | vs. Cincinnati June 1, 2019 |
| RBI | 3 | vs. Creighton, June 2, 2019 |
| Doubles | 2 | vs. Creighton, June 2, 2019 |
| Triples | - | |
| Home Runs | - | |
| Walks | 1 | vs. Eastern Mich., May 8, 2019 |
| Stolen Bases | - | |



◆ AT MICHIGAN

- 2019 Big Ten Player to Watch
- 2018 All-Big Ten First Team Selection (DH)
- Career debut: at Santa Clara, Feb 26, 2017

◆ PREP

- First Team All-Wisconsin
- Two-time First Team All-Conference
- Two-time Second Team All-District
- Two-time All-Lake Country Area
- Two-time Team Captain
- Selected to Wisconsin All-Star Team
- Perfect Game-Rawlings First Team All-Central Region

#13 - DOMINIC CLEMENTI

OF • L/R • 6-0 • 190 • SR. • HARTLAND, WIS. (ARROWHEAD HS)

| Year | Avg | GP | GS | AB | R | H | 2B | 3B | HR | RBI | TB | SLG% | BB | HBP | SO | GDP | OB% | SF | SH | SB | ATT | PO | A | E | FLD% |
|--------------|-------------|------------|-----------|------------|-----------|-----------|-----------|----------|----------|-----------|------------|-------------|-----------|----------|-----------|----------|-------------|----------|----------|----------|----------|-----------|----------|----------|-------------|
| 2017 | .409 | 18 | 3 | 22 | 0 | 9 | 0 | 0 | 0 | 3 | 9 | .409 | 1 | 0 | 4 | 0 | .435 | 0 | 0 | 0 | 1 | 7 | 0 | 1 | .875 |
| 2018 | .368 | 44 | 33 | 136 | 32 | 50 | 6 | 5 | 4 | 29 | 78 | .574 | 29 | 3 | 27 | 2 | .485 | 1 | 0 | 2 | 4 | 4 | 0 | 1 | .800 |
| 2019 | .195 | 38 | 17 | 87 | 13 | 17 | 4 | 1 | 1 | 6 | 26 | .299 | 9 | 1 | 25 | 1 | .276 | 1 | 0 | 2 | 2 | 4 | 2 | 0 | 1.000 |
| TOTAL | .310 | 100 | 53 | 245 | 45 | 76 | 10 | 6 | 5 | 38 | 113 | .461 | 39 | 4 | 56 | 3 | .410 | 2 | 0 | 4 | 7 | 15 | 2 | 2 | .895 |

Season Highs

| | | |
|--------------|---|--|
| Runs | 2 | vs. Manhattan, March 15, 2019 |
| Hits | 2 | 2x; last: at Ohio State, Apr. 13, 2019 |
| RBI | 2 | vs. Manhattan, March 16, 2019 |
| Doubles | 1 | 4x; last: at Maryland, May 4, 2019 |
| Triples | 1 | vs. Okla. State, March 10, 2019 |
| Home Runs | 1 | at Ohio State, Apr. 13, 2019 |
| Walks | 1 | 9x; last: vs. Bowling Green, Apr. 17, 2019 |
| Stolen Bases | 1 | 2x; last: at Texas Tech, Mar. 23, 2019 |

Career Highs

| | | |
|--------------|---|--|
| Runs | 4 | vs Penn State, Apr 21, 2018 |
| Hits | 3 | 3x; last: vs. Ohio State, May 25, 2018 |
| RBI | 4 | at Lipscomb, Mar 9, 2018 |
| Doubles | 1 | 10x; last: at Maryland, May 4, 2019 |
| Triples | 2 | at Rutgers, May 06, 2018 |
| Home Runs | 1 | 4x; last: at Ohio State, Apr. 13, 2019 |
| Walks | 2 | 9x; last: at Purdue, May 18, 2018 |
| Stolen Bases | 1 | 4x; last: at Texas Tech, Mar. 23, 2019 |

POSITION PLAYER NOTES



◆ AT MICHIGAN

- Career debut:

◆ PREP

- 2019 Area Player of the Year (Greater Chicago Area)
- 2x All-Area selection (2018-2019)
- 3x All-Conference selection (2017-2019)

#15 - CLARK ELLIOTT

INF/OF • L/R • 5-10 • 170 • FR. • BARRINGTON, ILL. (BARRINGTON H.S.)

| Year | Avg | GP | GS | AB | R | H | 2B | 3B | HR | RBI | TB | SLG% | BB | HBP | SO | GDP | OB% | SF | SH | SB | ATT | PO | A | E | FLD% |
|--------------|-----|----|----|----|---|---|----|----|----|-----|----|------|--------------|-----|----|-----|-----|----|----|----|-----|----|---|---|------|
| Season Highs | | | | | | | | | | | | | Career Highs | | | | | | | | | | | | |
| Runs | | | | - | | | | | | | | | Runs | | | | - | | | | | | | | |
| Hits | | | | - | | | | | | | | | Hits | | | | - | | | | | | | | |
| RBI | | | | - | | | | | | | | | RBI | | | | - | | | | | | | | |
| Doubles | | | | - | | | | | | | | | Doubles | | | | - | | | | | | | | |
| Triples | | | | - | | | | | | | | | Triples | | | | - | | | | | | | | |
| Home Runs | | | | - | | | | | | | | | Home Runs | | | | - | | | | | | | | |
| Walks | | | | - | | | | | | | | | Walks | | | | - | | | | | | | | |
| Stolen Bases | | | | - | | | | | | | | | Stolen Bases | | | | - | | | | | | | | |



◆ AT MICHIGAN

- Career debut:

◆ PREP

- Prep Baseball Report Illinois Ranking: Catcher (3), Overall (35)
- Perfect Game Illinois State Ranking: Catcher (1), Overall (23)
- 2018 Rawlings-Perfect Game Honorable Mention All-American
- 2018 Rawlings-Perfect Game Central Region Honorable Mention
- 2017 Perfect Game Underclass High Honorable Mention
- 2014-2018 Played for White Sox Ace

#18 - JORDON ROGERS

C • R/R • 5-8 • 175 • R-FR. • CHICAGO, ILL. (SIMEON ACADEMY)

| Year | Avg | GP | GS | AB | R | H | 2B | 3B | HR | RBI | TB | SLG% | BB | HBP | SO | GDP | OB% | SF | SH | SB | ATT | PO | A | E | FLD% |
|--------------|-----|----|----|----|---|---|----|----|----|-----|----|------|--------------|-----|----|-----|-----|----|----|----|-----|----|---|---|------|
| Season Highs | | | | | | | | | | | | | Career Highs | | | | | | | | | | | | |
| Runs | | | | - | | | | | | | | | Runs | | | | - | | | | | | | | |
| Hits | | | | - | | | | | | | | | Hits | | | | - | | | | | | | | |
| RBI | | | | - | | | | | | | | | RBI | | | | - | | | | | | | | |
| Doubles | | | | - | | | | | | | | | Doubles | | | | - | | | | | | | | |
| Triples | | | | - | | | | | | | | | Triples | | | | - | | | | | | | | |
| Home Runs | | | | - | | | | | | | | | Home Runs | | | | - | | | | | | | | |
| Walks | | | | - | | | | | | | | | Walks | | | | - | | | | | | | | |
| Stolen Bases | | | | - | | | | | | | | | Stolen Bases | | | | - | | | | | | | | |

POSITION PLAYER NOTES



◆ AT MICHIGAN

- Career debut:

◆ PREP

- Four year Varsity Letterman at Brother Rice High School
- Four year All-Catholic selection
- 2019 First Team All-Catholic selection

#22 - TITO FLORES

INF • R/R • 5-10 • 185 • FR. • DETROIT, MI (BROTHER RICE HS)

| Year | Avg | GP | GS | AB | R | H | 2B | 3B | HR | RBI | TB | SLG% | BB | HBP | SO | GDP | OB% | SF | SH | SB | ATT | PO | A | E | FLD% |
|--------------|-------------|-----------|----------|-----------|----------|----------|----------|----------|----------|----------|----------|-------------|----------|----------|----------|----------|-------------|----------|----------|----------|----------|-----------|----------|----------|--------------|
| 2019 | .000 | 12 | 2 | 14 | 0 | 0 | 0 | 0 | 0 | 0 | 0 | .000 | 0 | 0 | 6 | 2 | .000 | 0 | 1 | 0 | 0 | 17 | 3 | 0 | 1.000 |
| TOTAL | .000 | 12 | 2 | 14 | 0 | 0 | 0 | 0 | 0 | 0 | 0 | .000 | 0 | 0 | 6 | 2 | .000 | 0 | 1 | 0 | 0 | 17 | 3 | 0 | 1.000 |

Season Highs

| | |
|--------------|---|
| Runs | - |
| Hits | - |
| RBI | - |
| Doubles | - |
| Triples | - |
| Home Runs | - |
| Walks | - |
| Stolen Bases | - |

Career Highs

| | |
|--------------|---|
| Runs | - |
| Hits | - |
| RBI | - |
| Doubles | - |
| Triples | - |
| Home Runs | - |
| Walks | - |
| Stolen Bases | - |



◆ AT MICHIGAN

- Career debut: vs Binghamton, February 15, 2019
- First career start (catcher): at Long Beach State, March 5, 2019

◆ PREP

- Perfect Game California State Ranking: Catcher (18), Overall (155)
- 2018 Rawlings-Perfect Game Honorable Mention All-American
- 2018 Rawlings-Perfect Game California Region Honorable Mention
- 2017 Perfect Game Underclass High Honorable Mention
- 2017 First Team All Sunset League
- 2015-2018 Played for the Playa Vista Orioles

#24 - CASEY BUCKLEY

C • L/R • 6-1 • 205 • SO. • LONG BEACH, CALIF. (LOS ALAMITOS HS)

| Year | Avg | GP | GS | AB | R | H | 2B | 3B | HR | RBI | TB | SLG% | BB | HBP | SO | GDP | OB% | SF | SH | SB | ATT | PO | A | E | FLD% |
|--------------|-------------|-----------|----------|-----------|----------|----------|----------|----------|----------|----------|----------|-------------|----------|----------|----------|----------|-------------|----------|----------|----------|----------|-----------|----------|----------|--------------|
| 2019 | .000 | 12 | 2 | 14 | 0 | 0 | 0 | 0 | 0 | 0 | 0 | .000 | 0 | 0 | 6 | 2 | .000 | 0 | 1 | 0 | 0 | 17 | 3 | 0 | 1.000 |
| TOTAL | .000 | 12 | 2 | 14 | 0 | 0 | 0 | 0 | 0 | 0 | 0 | .000 | 0 | 0 | 6 | 2 | .000 | 0 | 1 | 0 | 0 | 17 | 3 | 0 | 1.000 |

Season Highs

| | |
|--------------|---|
| Runs | - |
| Hits | - |
| RBI | - |
| Doubles | - |
| Triples | - |
| Home Runs | - |
| Walks | - |
| Stolen Bases | - |

Career Highs

| | |
|--------------|---|
| Runs | - |
| Hits | - |
| RBI | - |
| Doubles | - |
| Triples | - |
| Home Runs | - |
| Walks | - |
| Stolen Bases | - |



◆ AT MICHIGAN

- First two-sport athlete recruited by Michigan Baseball under coach Erik Bakich, also a Viper on the football team
- Career debut:

◆ PREP

- 2x All-American (2018-2019)
- 3x Prep Baseball Report All-State First Team Selection (2017-2019)
- 2018 Prep Baseball Report DII Ohio Player of the Year
- 3x PBR Elite 25 Ohio First Team Selection (2017-2019)

#26 - JOEY VELAZQUEZ

OF • L/L • 6-0 • 215 • FR. • LEWIS CENTER, OH (ST. FRANCIS DE SALES HS)

| Year | Avg | GP | GS | AB | R | H | 2B | 3B | HR | RBI | TB | SLG% | BB | HBP | SO | GDP | OB% | SF | SH | SB | ATT | PO | A | E | FLD% |
|--------------|-----|----|----|----|---|---|----|----|----|-----|----|--------------|----|-----|----|-----|-----|----|----|----|-----|----|---|---|------|
| Season Highs | | | | | | | | | | | | Career Highs | | | | | | | | | | | | | |
| Runs | | | | - | | | | | | | | Runs | | | | | - | | | | | | | | |
| Hits | | | | - | | | | | | | | Hits | | | | | - | | | | | | | | |
| RBI | | | | - | | | | | | | | RBI | | | | | - | | | | | | | | |
| Doubles | | | | - | | | | | | | | Doubles | | | | | - | | | | | | | | |
| Triples | | | | - | | | | | | | | Triples | | | | | - | | | | | | | | |
| Home Runs | | | | - | | | | | | | | Home Runs | | | | | - | | | | | | | | |
| Walks | | | | - | | | | | | | | Walks | | | | | - | | | | | | | | |
| Stolen Bases | | | | - | | | | | | | | Stolen Bases | | | | | - | | | | | | | | |



◆ AT MICHIGAN

- 2019 ABCA/Rawlings Third Team All-America
- 2019 ABCA First Team All-Mideast Region
- 2019 All-Big Ten First Team
- 2019 Big Ten Player to Watch
- 2018 All-Big Ten Second Team
- 2018 All-Big Ten Freshman Team
- Big Ten Freshman of the Week (May 14)
- Big Ten Freshman of the Week (March 19)
- Career debut: Feb. 16, 2018 vs Army

◆ PREP

- 2017 Rawlings-Perfect Game Honorable Mention All-American Central
- 2017 Named top-25 baseball player in Michigan by MLive
- 2016 All-State
- 2016 All-Region
- 2016 All-District
- 2016 All-Conference
- 2015 All-District
- 2015 All-Conference
- National Honor Society

#42 - JORDAN NWOGU

OF • R/R • 6-3 • 230 • JR. • ANN ARBOR, MICH. (PIONEER HS)

| Year | Avg | GP | GS | AB | R | H | 2B | 3B | HR | RBI | TB | SLG% | BB | HBP | SO | GDP | OB% | SF | SH | SB | ATT | PO | A | E | FLD% |
|--------------|-------------|------------|-----------|------------|-----------|------------|-----------|----------|-----------|-----------|------------|-------------|-----------|-----------|-----------|----------|-------------|----------|----------|-----------|-----------|-----------|----------|----------|-------------|
| 2018 | .349 | 46 | 35 | 126 | 28 | 44 | 8 | 1 | 6 | 29 | 72 | .571 | 15 | 9 | 34 | 1 | .442 | 4 | 0 | 11 | 14 | 30 | 2 | 4 | .889 |
| 2019 | .321 | 64 | 64 | 246 | 58 | 79 | 14 | 4 | 12 | 46 | 137 | .557 | 44 | 7 | 51 | 2 | .435 | 2 | 0 | 16 | 18 | 21 | 1 | 2 | .917 |
| TOTAL | .331 | 110 | 99 | 372 | 86 | 123 | 22 | 5 | 18 | 75 | 209 | .562 | 59 | 16 | 85 | 3 | .437 | 6 | 0 | 27 | 32 | 51 | 3 | 6 | .900 |

Season Highs

| | | |
|--------------|---|--|
| Runs | 3 | 3x; last: at Nebraska, May 17, 2019 |
| Hits | 4 | vs. Manhattan, March 16, 2019 |
| RBI | 4 | vs. Nebraska, May 25, 2019 |
| Doubles | 2 | 2x; last: vs. Indiana State, Apr. 10, 2019 |
| Triples | 1 | 4x; last: vs. Michigan State, May 7, 2019 |
| Home Runs | 1 | 12x; last: vs. Cincinnati, June 1, 2019 |
| Walks | 2 | 7x; last: vs. Texas Tech, June 21, 2019 |
| Stolen Bases | 3 | 2x; last: vs. Minnesota, Apr. 7, 2019 |

Career Highs

| | | |
|--------------|---|---|
| Runs | 3 | 3x; last: at Nebraska, May 17, 2019 |
| Hits | 4 | 2x; last: vs. Manhattan, March 16, 2019 |
| RBI | 4 | 2x; last: vs. Nebraska, May 25, 2019 |
| Doubles | 2 | 2x; last: vs. Indiana State, Apr. 9, 2019 |
| Triples | 1 | 5x; last: vs. Michigan State, May 7, 2019 |
| Home Runs | 2 | at Michigan State, May 09, 2018 |
| Walks | 2 | 7x; last: vs. Texas Tech, June 21, 2019 |
| Stolen Bases | 3 | 2x; last: vs. Minnesota, Apr. 7, 2019 |

POSITION PLAYER NOTES



◆ AT MICHIGAN

- Career debut: Feb. 16, 2018 vs. Army
- Returns to U-M after spending 2019 with Santa Barbara C.C.

◆ PREP/SANTA BARBARA C.C.

- 2017 Rawlings-Perfect Game Honorable Mention All-American California Region
- 2017 Pre-Season All-American
- Perfect Game Underclass High Honorable Mention (2015, 16)

#45 - LOGAN POLLACK

IF • L/R • 6-2 • 185 • FR. • LOS ANGELES, CALIF. (NOTRE DAME H.S./SANTA BARBARA C.C.)

| Year | Avg | GP | GS | AB | R | H | 2B | 3B | HR | RBI | TB | SLG% | BB | HBP | SO | GDP | OB% | SF | SH | SB | ATT | PO | A | E | FLD% |
|------|------|----|----|----|---|---|----|----|----|-----|----|------|----|-----|----|-----|------|----|----|----|-----|----|---|---|------|
| 2018 | .000 | 5 | 0 | 7 | 0 | 0 | 0 | 0 | 0 | 1 | 0 | .000 | 0 | 0 | 1 | 1 | .000 | 0 | 0 | 0 | 0 | 0 | 0 | 0 | .000 |



◆ AT MICHIGAN

- Career debut: vs Binghamton, February 17, 2019
- Hit an RBI single in his first at bat vs Binghamton, February 17, 2019

◆ PREP

- Prep Baseball Report Indiana Ranking: 3B (1), Overall (21)
- Perfect Game Indiana State Ranking: 3B (3), Overall (16)
- 2018 Rawlings-Perfect Game Honorable Mention All-American
- 2018 Rawlings-Perfect Game All Central Region 2nd Team
- 2018 Indianapolis Star Preseason Super Team
- 2018 All-Conference 1st Team
- 2017 Perfect Game Underclass High Honorable Mention
- 2016 Perfect Game Underclass High Honorable Mention
- 2016 All-Conference 1st Team

#51 - JACK VAN REMORTEL

IF • R/R • 6-1 • 220 • FR. • CARMEL, IND. (CARMEL HS)

| Year | Avg | GP | GS | AB | R | H | 2B | 3B | HR | RBI | TB | SLG% | BB | HBP | SO | GDP | OB% | SF | SH | SB | ATT | PO | A | E | FLD% |
|--------------|-------------|-----------|----------|-----------|----------|----------|----------|----------|----------|----------|----------|-------------|----------|----------|----------|----------|-------------|----------|----------|----------|----------|----------|----------|----------|--------------|
| 2019 | .167 | 16 | 0 | 12 | 3 | 2 | 0 | 0 | 0 | 1 | 2 | .167 | 4 | 0 | 2 | 2 | .375 | 0 | 0 | 0 | 0 | 4 | 5 | 0 | 1.000 |
| TOTAL | .167 | 16 | 0 | 12 | 3 | 2 | 0 | 0 | 0 | 1 | 2 | .167 | 4 | 0 | 2 | 2 | .375 | 0 | 0 | 0 | 0 | 4 | 5 | 0 | 1.000 |

Season Highs

| | | |
|--------------|---|--|
| Runs | 1 | 3x; last: vs. Indiana State, Apr. 10, 2019 |
| Hits | 1 | 2x; last: vs. Manhattan, March 15, 2019 |
| RBI | 1 | vs Binghamton, Feb. 17, 2019 |
| Doubles | - | |
| Triples | - | |
| Home Runs | - | |
| Walks | 1 | 4x; last: at Maryland, May 5, 2019 |
| Stolen Bases | - | |

Career Highs

| | | |
|--------------|---|--|
| Runs | 1 | 3x; last: vs. Indiana State, Apr. 10, 2019 |
| Hits | 1 | 2x; last: vs. Manhattan, March 15, 2019 |
| RBI | 1 | vs Binghamton, Feb. 17, 2019 |
| Doubles | - | |
| Triples | - | |
| Home Runs | - | |
| Walks | 1 | 4x; last: at Maryland, May 5, 2019 |
| Stolen Bases | - | |

STARTING PITCHER NOTES



◆ AT MICHIGAN

- 2019 All-Big Ten First Team
- Earned a save in a 3-2 Super Regional win over No. 1-ranked UCLA (June 7, 2019)
- Career debut: Feb. 23, 2018 at San Diego
- First career start: Feb. 17, 2019 vs Binghamton; was consistently in the 94-96 MPH range, touching 97 MPH.

◆ PREP

- 2017 All-SMAC West Conference First Team
- 2017 Rawlings-Perfect Game Honorable Mention All-American Central
- 2017 All-District First Team
- 2016 All-SMAC West Conference First Team
- 2016 Underclass 3rd Team
- 2015 All-SMAC West Conference Honorable Mention

#17 - JEFF CRISWELL

RHP • R/R • 6-4 • 225 • SO. • PORTAGE, MICH. (PORTAGE CENTRAL)

| Year | Avg | GP | GS | AB | R | H | 2B | 3B | HR | RBI | TB | SLG% | BB | HBP | SO | GDP | OB% | SF | SH | SB | ATT | PO | A | E | FLD% |
|--------------|-------------|----------|----------|----------|----------|----------|----------|----------|----------|----------|----------|-------------|----------|----------|----------|----------|-------------|----------|----------|----------|----------|----------|-----------|----------|-------------|
| 2018 | .000 | 0 | 0 | 0 | 0 | 0 | 0 | 0 | 0 | 0 | 0 | .000 | 0 | 0 | 0 | 0 | .000 | 0 | 0 | 0 | 0 | 2 | 2 | 1 | .800 |
| 2019 | .000 | 0 | 0 | 0 | 0 | 0 | 0 | 0 | 0 | 0 | 0 | .000 | 0 | 0 | 0 | 0 | .000 | 0 | 0 | 0 | 0 | 4 | 9 | 5 | .722 |
| TOTAL | .000 | 0 | 0 | 0 | 0 | 0 | 0 | 0 | 0 | 0 | 0 | .000 | 0 | 0 | 0 | 0 | .000 | 0 | 0 | 0 | 0 | 6 | 11 | 6 | .739 |

| Year | ERA | W | L | App | GS | CG | SHO | CBO | SV | IP | H | R | ER | BB | SO | 2B | 3B | HR | BF | B/Avg | WP | HBP | BK | SFA | SHA |
|--------------|-------------|-----------|----------|-----------|-----------|----------|----------|----------|----------|--------------|------------|-----------|-----------|-----------|------------|-----------|----------|----------|------------|-------------|-----------|-----------|----------|----------|----------|
| 2018 | 2.23 | 3 | 2 | 24 | 0 | 0 | 0 | 2 | 0 | 32.1 | 18 | 11 | 8 | 19 | 32 | 3 | 0 | 2 | 131 | .168 | 2 | 4 | 0 | 1 | 0 |
| 2019 | 2.58 | 7 | 1 | 21 | 17 | 0 | 0 | 1 | 3 | 101.0 | 82 | 37 | 29 | 47 | 109 | 11 | 0 | 6 | 420 | .228 | 9 | 7 | 2 | 4 | 3 |
| TOTAL | 2.50 | 10 | 3 | 45 | 17 | 0 | 0 | 3 | 3 | 133.1 | 100 | 48 | 37 | 66 | 141 | 14 | 0 | 8 | 551 | .215 | 11 | 11 | 2 | 5 | 3 |

Season Highs

| | | |
|---------------------|-----|--|
| Innings Pitched | 7.2 | 2x, last vs. Cincinnati, June 1, 2019 |
| Strikeouts | 12 | vs. Okla. State, March 10, 2019 |
| Fewest Hits (Start) | 3 | 2x; last: vs. Indiana, May 12, 2019 (6.0 IP) |
| Hits | 7 | at UCLA, June 8, 2019 |
| Fewest Runs (Start) | 0 | vs. Minnesota, Apr. 7, 2019 |
| Runs | 5 | 2x; last: at Nebraska, May 17, 2019 |
| Walks | 5 | vs. Northwestern, Apr. 21, 2019 |

Career Highs

| | | |
|---------------------|-----|--|
| Innings Pitched | 7.2 | 2x, last vs. Cincinnati, June 1, 2019 |
| Strikeouts | 12 | vs. Okla. State, March 10, 2019 |
| Fewest Hits (Start) | 3 | 2x; last: vs. Indiana, May 12, 2019 (6.0 IP) |
| Hits | 7 | at UCLA, June 8, 2019 |
| Fewest Runs (Start) | 0 | vs. Minnesota, Apr. 7, 2019 |
| Runs | 5 | 2x; last: at Nebraska, May 17, 2019 |
| Walks | 5 | vs. Northwestern, Apr. 21, 2019 |

PITCHING GAME-BY-GAME

| Date | Opponent | GS | IP | H | R | ER | BB | SO | 2B | 3B | HR | WP | BK | HBP | IBB | SCORE | W | L | SV | ERA |
|--------------|----------------|----|-------|----|----|----|----|-----|----|----|----|----|----|-----|-----|--------|---|---|----|------|
| Feb 17, 2019 | Binghamton | * | 5.0 | 6 | 1 | 1 | 2 | 5 | 2 | 0 | 0 | 0 | 0 | 0 | 0 | 12-2 | 1 | 0 | - | 1.80 |
| Feb 24, 2019 | The Citadel | * | 4.1 | 4 | 2 | 2 | 4 | 6 | 0 | 0 | 0 | 1 | 0 | 0 | 0 | 6-3 | 1 | 0 | 0 | 2.89 |
| Mar 03, 2019 | CSUN-2 | * | 5.1 | 6 | 2 | 1 | 1 | 6 | 0 | 0 | 1 | 0 | 0 | 1 | 0 | 2-5 | 1 | 0 | 1 | 2.45 |
| Mar 10, 2019 | Oklahoma St. | * | 6.0 | 4 | 2 | 2 | 2 | 12 | 0 | 0 | 1 | 0 | 0 | 0 | 0 | 2-3 | 1 | 0 | 0 | 2.61 |
| Mar 16, 2019 | MANHATTAN | * | 5.0 | 5 | 4 | 4 | 2 | 4 | 0 | 0 | 1 | 1 | 0 | 0 | 0 | 16-7 | 0 | 0 | - | 3.51 |
| Mar 23, 2019 | Texas Tech | * | 4.2 | 5 | 5 | 5 | 3 | 3 | 2 | 0 | 2 | 1 | 0 | 0 | 0 | 5-8 | 1 | 1 | 0 | 4.45 |
| Apr 03, 2019 | TOLEDO | * | 2.0 | 2 | 0 | 0 | 2 | 4 | 0 | 0 | 0 | 0 | 0 | 0 | 0 | 8-2 | 1 | 1 | 0 | 4.18 |
| Apr 07, 2019 | MINNESOTA | * | 6.2 | 3 | 0 | 0 | 4 | 8 | 0 | 0 | 0 | 2 | 0 | 1 | 0 | 8-0 | 2 | 1 | 0 | 3.46 |
| Apr 13, 2019 | Ohio State-2 | * | 6.2 | 6 | 2 | 0 | 2 | 4 | 0 | 0 | 0 | 0 | 0 | 1 | 0 | 6-2 | 3 | 1 | 0 | 2.96 |
| Apr 21, 2019 | NORTHWESTERN-2 | * | 5.1 | 4 | 1 | 1 | 5 | 4 | 0 | 0 | 0 | 1 | 1 | 2 | 0 | 10-1 | 4 | 1 | 0 | 2.82 |
| Apr 28, 2019 | RUTGERS | * | 7.2 | 3 | 1 | 1 | 2 | 3 | 1 | 0 | 0 | 0 | 0 | 0 | 0 | 4-1 | 4 | 1 | 0 | 2.61 |
| May 05, 2019 | Maryland | * | 5.0 | 3 | 1 | 0 | 4 | 6 | 0 | 0 | 0 | 0 | 0 | 0 | 0 | 13-1 | 5 | 1 | 0 | 2.40 |
| May 12, 2019 | INDIANA | * | 6.0 | 3 | 2 | 0 | 3 | 6 | 0 | 0 | 0 | 1 | 0 | 0 | 0 | 6-5 | 5 | 1 | 0 | 2.20 |
| May 17, 2019 | Nebraska-2 | * | 5.0 | 5 | 5 | 5 | 3 | 6 | 1 | 0 | 1 | 0 | 0 | 0 | 0 | 10-8 | 6 | 1 | 0 | 2.65 |
| May 23, 2019 | Illinois | * | 7.0 | 6 | 3 | 3 | 0 | 10 | 2 | 0 | 0 | 2 | 0 | 1 | 0 | 5-4 | 6 | 1 | 0 | 2.76 |
| Jun 01, 2019 | Cincinnati | * | 7.2 | 8 | 4 | 3 | 2 | 9 | 3 | 0 | 0 | 0 | 0 | 0 | 0 | 10-4 | 7 | 1 | 0 | 2.82 |
| Jun 07, 2019 | UCLA | | 0.2 | 0 | 0 | 0 | 0 | 1 | 0 | 0 | 0 | 0 | 0 | 0 | 0 | 3-2 | 7 | 1 | 1 | 2.80 |
| Jun 08, 2019 | UCLA | * | 5.1 | 7 | 2 | 1 | 4 | 2 | 0 | 0 | 0 | 0 | 1 | 1 | 0 | 4-5 | 7 | 1 | 1 | 2.74 |
| Jun 15, 2019 | Texas Tech | | 2.0 | 1 | 0 | 0 | 2 | 4 | 0 | 0 | 0 | 0 | 0 | 0 | 0 | 5-3 | 7 | 1 | 2 | 2.68 |
| Jun 21, 2019 | Texas Tech | | 3.0 | 1 | 0 | 0 | 0 | 6 | 0 | 0 | 0 | 0 | 0 | 0 | 0 | 15-3 | 7 | 1 | 3 | 2.60 |
| Jun 24, 2019 | Vanderbilt | | 0.2 | 0 | 0 | 0 | 0 | 0 | 0 | 0 | 0 | 0 | 0 | 0 | 0 | 7-4 | 7 | 1 | 3 | 2.58 |
| Totals | | 17 | 101.0 | 82 | 37 | 29 | 47 | 109 | 11 | 0 | 6 | 9 | 2 | 7 | 0 | 157-73 | 7 | 1 | 3 | 2.58 |

STARTING PITCHER NOTES

◆ AT MICHIGAN

- Received a medical redshirt for the 2019 season



◆ PREP

- 2018 Gatorade Player of the Year (Mass.)
- Merrimack Valley Conference Player of the Year (2017, 2018)
- 2018 Rawlings-Perfect Game 3rd Team All-American
- 2018 Rawlings-PG All-Northeast Region First Team
- 2018 Boston Herald and Boston Globe All-Scholastic Team
- 2017 Perfect Game Underclass Third Team
- Selected by the Milwaukee Brewers in the 21st round of the 2018 MLB Draft

#27 - STEVEN HAJJAR

LHP • R/L • 6-5 • 215 • R-FR. • ANDOVER, MASS. (CENTRAL CATHOLIC)

| Year | Avg | GP | GS | AB | R | H | 2B | 3B | HR | RBI | TB | SLG% | BB | HBP | SO | GDP | OB% | SF | SH | SB | ATT | PO | A | E | FLD% |
|------|-----|----|----|----|---|---|----|----|----|-----|----|------|----|-----|----|-----|-----|----|----|----|-----|----|---|---|------|
|------|-----|----|----|----|---|---|----|----|----|-----|----|------|----|-----|----|-----|-----|----|----|----|-----|----|---|---|------|

STARTING PITCHER NOTES



◆ AT MICHIGAN

- Red-shirted during the 2018 season due to injury
- Career debut: Feb 15, 2019 vs Binghamton
- Earned a three-inning save in his debut vs Binghamton (Feb. 15, 2019)
- First career start: vs. Manhattan, March 17, 2019

◆ PREP

- 2017 Rawlings-Perfect Game Honorable Mention All-American (CA)
- 2017 Finished season 4-1 with 1.53 ERA and 62 K in 60 IP
- 2017 All-Baseline League 1st Team
- 2017 All-Inland Valley 1st Team
- 2017 All San Gabriel Valley 1st Team
- 2016 Perfect Game Underclass High Honorable Mention

#25 - ISAAH PAIGE

RHP • R/R • 6-2 • 185 • R-FR. • DIAMOND BAR, CALIF. (DAMIEN HS)

| Year | Avg | GP | GS | AB | R | H | 2B | 3B | HR | RBI | TB | SLG% | BB | HBP | SO | GDP | OB% | SF | SH | SB | ATT | PO | A | E | FLD% |
|-------|------|----|----|----|---|---|----|----|----|-----|----|------|----|-----|----|-----|------|----|----|----|-----|----|---|---|-------|
| 2018 | - | - | - | - | - | - | - | - | - | - | - | - | - | - | - | - | - | - | - | - | - | - | - | - | - |
| 2019 | .000 | 0 | 0 | 0 | 0 | 0 | 0 | 0 | 0 | 0 | 0 | .000 | 0 | 0 | 0 | 0 | .000 | 0 | 0 | 0 | 0 | 2 | 1 | 0 | 1.000 |
| TOTAL | .000 | 0 | 0 | 0 | 0 | 0 | 0 | 0 | 0 | 0 | 0 | .000 | 0 | 0 | 0 | 0 | .000 | 0 | 0 | 0 | 0 | 2 | 1 | 0 | 1.000 |

| Year | ERA | W | L | App | GS | CG | SHO | CBO | SV | IP | H | R | ER | BB | SO | 2B | 3B | HR | BF | B/Avg | WP | HBP | BK | SFA | SHA |
|-------|------|---|---|-----|----|----|-----|-----|----|------|----|----|----|----|----|----|----|----|-----|-------|----|-----|----|-----|-----|
| 2019 | 2.75 | 4 | 1 | 26 | 5 | 0 | 0 | 4 | 1 | 52.1 | 43 | 22 | 16 | 16 | 33 | 11 | 0 | 4 | 219 | .218 | 7 | 4 | 0 | 1 | 1 |
| TOTAL | 2.75 | 4 | 1 | 26 | 5 | 0 | 0 | 4 | 1 | 52.1 | 43 | 22 | 16 | 16 | 33 | 11 | 0 | 4 | 219 | .218 | 7 | 4 | 0 | 1 | 1 |

| Season Highs | | | | | | | | | | | | Career Highs | | | | | | | | | | | |
|---------------------|--|--|--|-----|--|--|--|---|--|--|--|---------------------|--|--|--|-----|--|--|--|---|--|--|--|
| Innings Pitched | | | | 5.0 | | | | vs. Manhattan, March 17, 2019 | | | | Innings Pitched | | | | 5.0 | | | | vs. Manhattan, March 17, 2019 | | | |
| Strikeouts | | | | 4 | | | | vs. Michigan State, May 7, 2019 | | | | Strikeouts | | | | 4 | | | | vs. Michigan State, May 7, 2019 | | | |
| Fewest Hits (Start) | | | | 2 | | | | 2x; last: vs. San Jose State, Mar. 27, 2019 | | | | Fewest Hits(Start) | | | | 2 | | | | 2x; last: vs. San Jose State, Mar. 27, 2019 | | | |
| Hits | | | | 4 | | | | 3x; last: vs. Michigan State, May 7, 2019 | | | | Hits | | | | 4 | | | | 3x; last: vs. Michigan State, May 7, 2019 | | | |
| Fewest Runs (Start) | | | | 0 | | | | 2x; last: vs. Michigan State, May 7, 2019 | | | | Fewest Runs (Start) | | | | 0 | | | | 2x; last: vs. Michigan State, May 7, 2019 | | | |
| Runs | | | | 3 | | | | vs. Indiana State, Apr. 9, 2019 | | | | Runs | | | | 3 | | | | vs. Indiana State, Apr. 9, 2019 | | | |
| Walks | | | | 4 | | | | vs. Nebraska, May 25, 2019 | | | | Walks | | | | 4 | | | | vs. Nebraska, May 25, 2019 | | | |

PITCHING GAME-BY-GAME

| Date | Opponent | GS | IP | H | R | ER | BB | SO | 2B | 3B | HR | WP | BK | HBP | IBB | SCORE | W | L | SV | ERA |
|-----------|---------------------|----|------|----|----|----|----|----|----|----|----|----|----|-----|-----|---------|---|---|----|------|
| 2/15/2019 | vs Binghamton | | 3.0 | 1 | 0 | 0 | 0 | 0 | 0 | 0 | 0 | 0 | 0 | 0 | 0 | 10-0 | 0 | 0 | 1 | 0.00 |
| 3/3/2019 | at CSUN | | 0.0 | 2 | 2 | 2 | 0 | 0 | 1 | 0 | 0 | 0 | 0 | 0 | 0 | 2-5 | 0 | 0 | 0 | 6.00 |
| 3/5/2019 | at Long Beach State | | 2.1 | 2 | 1 | 0 | 2 | 1 | 0 | 0 | 0 | 0 | 0 | 0 | 0 | 7-8 | 0 | 0 | 0 | 3.38 |
| 3/10/2019 | vs Oklahoma St. | | 0.2 | 0 | 0 | 0 | 0 | 1 | 0 | 0 | 0 | 0 | 0 | 0 | 0 | 2-3 | 0 | 0 | 0 | 3.00 |
| 3/14/2019 | Manhattan | | 1.0 | 1 | 1 | 1 | 0 | 1 | 1 | 0 | 0 | 0 | 0 | 1 | 0 | 5-1 | 0 | 0 | 0 | 3.86 |
| 3/17/2019 | Manhattan | * | 5.0 | 2 | 0 | 0 | 0 | 1 | 0 | 0 | 0 | 0 | 0 | 1 | 0 | 4-0 | 1 | 0 | 0 | 2.25 |
| 3/21/2019 | at Texas Tech | | 0.1 | 0 | 1 | 0 | 1 | 1 | 0 | 0 | 0 | 1 | 0 | 0 | 0 | 2-11 | 0 | 0 | 0 | 2.19 |
| 3/23/2019 | vs Stetson | * | 4.0 | 4 | 2 | 2 | 1 | 0 | 3 | 0 | 0 | 0 | 0 | 1 | 0 | 16-6 | 1 | 0 | 0 | 2.76 |
| 3/27/2019 | San Jose State | * | 4.0 | 4 | 0 | 0 | 0 | 1 | 0 | 0 | 0 | 0 | 0 | 0 | 0 | 1-0 | 0 | 0 | 0 | 2.21 |
| 4/3/2019 | Toledo | | 1.0 | 4 | 1 | 0 | 0 | 0 | 0 | 0 | 0 | 0 | 0 | 0 | 0 | 8-2 | 0 | 0 | 0 | 2.11 |
| 4/5/2019 | Minnesota | | 1.2 | 0 | 0 | 0 | 0 | 0 | 0 | 0 | 0 | 0 | 0 | 0 | 0 | 4-6 | 0 | 0 | 0 | 1.96 |
| 4/9/2019 | Indiana State | * | 2.1 | 3 | 3 | 2 | 0 | 2 | 2 | 0 | 0 | 0 | 0 | 1 | 0 | 7-8 | 0 | 0 | 0 | 2.49 |
| 4/12/2019 | at Ohio State | | 1.1 | 0 | 0 | 0 | 0 | 1 | 0 | 0 | 0 | 0 | 0 | 0 | 0 | 5-10 | 0 | 0 | 0 | 2.36 |
| 4/17/2019 | Bowling Green State | | 2.0 | 1 | 0 | 0 | 1 | 1 | 0 | 0 | 0 | 0 | 0 | 0 | 0 | 10-5 | 0 | 0 | 0 | 2.20 |
| 4/27/2019 | Rutgers | | 1.0 | 0 | 0 | 0 | 0 | 1 | 0 | 0 | 0 | 0 | 0 | 0 | 0 | 10-1 | 0 | 0 | 0 | 2.12 |
| 5/3/2019 | at Maryland | | 0.2 | 1 | 2 | 2 | 1 | 0 | 1 | 0 | 0 | 1 | 0 | 0 | 0 | 10-7 | 0 | 0 | 0 | 2.67 |
| 5/7/2019 | Michigan State | | 4.0 | 4 | 0 | 0 | 0 | 4 | 1 | 0 | 0 | 1 | 0 | 0 | 0 | 7-0 | 0 | 0 | 0 | 2.36 |
| 5/11/2019 | Indiana | | 1.0 | 0 | 0 | 0 | 0 | 1 | 0 | 0 | 0 | 0 | 0 | 0 | 0 | 8-10 | 0 | 0 | 0 | 2.29 |
| 5/12/2019 | Indiana | | 2.0 | 0 | 0 | 0 | 0 | 2 | 0 | 0 | 0 | 0 | 0 | 0 | 0 | 6-5 | 1 | 0 | 0 | 2.17 |
| 5/17/2019 | at Nebraska | | 2.2 | 2 | 2 | 2 | 2 | 3 | 0 | 0 | 1 | 2 | 0 | 0 | 0 | 0-7 | 0 | 0 | 0 | 2.48 |
| 5/24/2019 | vs Maryland | | 1.1 | 3 | 1 | 1 | 0 | 2 | 1 | 0 | 1 | 1 | 0 | 0 | 0 | 10-4 | 0 | 0 | 0 | 2.61 |
| 5/25/2019 | vs Nebraska | | 1.2 | 1 | 0 | 0 | 4 | 2 | 0 | 0 | 0 | 0 | 0 | 0 | 0 | 3-7 | 0 | 0 | 0 | 2.51 |
| 6/2/2019 | vs Creighton | | 0.2 | 2 | 3 | 2 | 2 | 1 | 0 | 0 | 0 | 0 | 0 | 0 | 1 | 7-11 | 0 | 0 | 0 | 2.89 |
| 6/3/2019 | vs Creighton | | 2.0 | 2 | 1 | 1 | 2 | 1 | 1 | 0 | 1 | 0 | 0 | 0 | 0 | 17-6 | 0 | 0 | 0 | 2.96 |
| 6/8/2019 | UCLA | | 2.2 | 1 | 1 | 1 | 0 | 1 | 0 | 0 | 1 | 0 | 0 | 0 | 0 | 4-5 | 0 | 0 | 0 | 2.98 |
| 6/25/2019 | vs Vanderbilt | * | 4.0 | 3 | 1 | 0 | 0 | 5 | 0 | 0 | 0 | 1 | 0 | 0 | 0 | 1-4 | 0 | 1 | 0 | 2.75 |
| Totals | | 5 | 52.1 | 43 | 22 | 16 | 16 | 33 | 11 | 0 | 4 | 7 | 0 | 4 | 1 | 166-132 | 3 | 1 | 1 | 2.75 |

BULLPEN NOTES



◆ AT MICHIGAN

- Owns single season record for appearances (2019)
- Earned the save in a 4-2 win over UCLA to send U-M to the College World Series (June 9)
- Career debut: Mar 1, 2017 at Loyola Marymount
- First career start: vs. Stetson, Mar. 23, 2019

◆ PREP

- 2014 and 2015 All-State Honoree
- 2015 US Army Scholar-Athlete Award winner
- 2015 Academic All-Conference Honoree
- 2014 Perfect Game Underclassman Honorable Mention
- 2014 All-Division team selection

#14 - BENJAMIN KEIZER

LHP • L/L • 6-3 • 215 • R-JR. • PORTAGE, MICH. (PORTAGE NORTHERN HS)

| Year | Avg | GP | GS | AB | R | H | 2B | 3B | HR | RBI | TB | SLG% | BB | HBP | SO | GDP | OB% | SF | SH | SB | ATT | PO | A | E | FLD% |
|--------------|-------------|----------|----------|----------|----------|----------|----------|----------|----------|----------|----------|-------------|----------|----------|----------|----------|-------------|----------|----------|----------|----------|----------|-----------|----------|--------------|
| 2017 | .000 | 3 | 0 | 0 | 0 | 0 | 0 | 0 | 0 | 0 | 0 | .000 | 0 | 0 | 0 | 0 | .000 | 0 | 0 | 0 | 0 | 0 | 1 | 0 | 1.000 |
| 2018 | .000 | 7 | 0 | 0 | 0 | 0 | 0 | 0 | 0 | 0 | 0 | .000 | 0 | 0 | 0 | 0 | .000 | 0 | 0 | 0 | 0 | 0 | 1 | 0 | 1.000 |
| 2019 | .000 | 0 | 0 | 0 | 0 | 0 | 0 | 0 | 0 | 0 | 0 | .000 | 0 | 0 | 0 | 0 | .000 | 0 | 0 | 0 | 0 | 1 | 10 | 0 | 1.000 |
| TOTAL | .000 | 0 | 0 | 0 | 0 | 0 | 0 | 0 | 0 | 0 | 0 | .000 | 0 | 0 | 0 | 0 | .000 | 0 | 0 | 0 | 0 | 1 | 12 | 0 | 1.000 |

| Year | ERA | W | L | App | GS | CG | SHO | CBO | SV | IP | H | R | ER | BB | SO | 2B | 3B | HR | BF | B/Avg | WP | HBP | BK | SFA | SHA |
|--------------|-------------|----------|----------|-----------|----------|----------|----------|----------|----------|-------------|-----------|-----------|-----------|-----------|-----------|-----------|----------|----------|------------|-------------|----------|-----------|----------|----------|----------|
| 2017 | 0.00 | 0 | 0 | 3 | 0 | 0 | 0 | 0 | 0 | 2.1 | 1 | 1 | 0 | 3 | 2 | 1 | 0 | 0 | 12 | .125 | 1 | 0 | 0 | 0 | 0 |
| 2018 | 13.50 | 0 | 0 | 7 | 0 | 0 | 0 | 0 | 0 | 6.0 | 11 | 15 | 9 | 10 | 5 | 3 | 1 | 0 | 41 | .407 | 4 | 2 | 0 | 2 | 0 |
| 2019 | 4.30 | 4 | 1 | 34 | 1 | 0 | 0 | 3 | 2 | 44.0 | 31 | 23 | 21 | 21 | 48 | 7 | 1 | 3 | 195 | .196 | 4 | 11 | 0 | 0 | 5 |
| TOTAL | 5.16 | 4 | 1 | 44 | 1 | 0 | 0 | 3 | 2 | 52.1 | 43 | 39 | 30 | 34 | 55 | 11 | 2 | 3 | 248 | .223 | 9 | 13 | 0 | 2 | 5 |

Season Highs

| | | |
|-----------------|-----|--------------------------------------|
| Innings Pitched | 3.0 | 2x; last: vs. Stetson, Mar. 23, 2019 |
| Strikeouts | 4 | vs. Michigan State, May 7, 2019 |
| Hits | 5 | vs. Stetson, Mar. 23, 2019 |
| Runs | 4 | vs. Stetson, Mar. 23, 2019 |
| Walks | 3 | at Maryland, May 3, 2019 |

Career Highs

| | | |
|-----------------|-----|--------------------------------------|
| Innings Pitched | 3.0 | 2x; last: vs. Stetson, Mar. 23, 2019 |
| Strikeouts | 4 | vs. Michigan State, May 7, 2019 |
| Hits | 5 | vs. Stetson, Mar. 23, 2019 |
| Runs | 5 | vs Penn State, Apr 20, 2018 |
| Walks | 4 | vs Western Mich., Mar 21, 2018 |



◆ AT MICHIGAN

- Red-shirted during the 2019 season due to injury

◆ PREP

- 2018 Rawlings-Perfect Game Honorable Mention
- 2018 Rawling-Perfect Game All Central Region Second Team
- 2018 Prep Baseball All-Area Team Honorable Mention
- 2017 Perfect Game Underclass Third Team

#19 - DILLON NOWICKI

RHP • R/R • 6-2 • 200 • R-FR. • STOUGHTON, WIS. (STOUGHTON)

| Year | Avg | GP | GS | AB | R | H | 2B | 3B | HR | RBI | TB | SLG% | BB | HBP | SO | GDP | OB% | SF | SH | SB | ATT | PO | A | E | FLD% |
|------|-----|----|----|----|---|---|----|----|----|-----|----|------|----|-----|----|-----|-----|----|----|----|-----|----|---|---|------|
|------|-----|----|----|----|---|---|----|----|----|-----|----|------|----|-----|----|-----|-----|----|----|----|-----|----|---|---|------|

BULLPEN NOTES



◆ AT MICHIGAN

- Perfect Game Freshman All-America
- Collegiate Baseball Magazine Freshman All-America
- 2019 All-Big Ten Freshman Team
- Career debut: Feb 16, 2019 vs Binghamton
- Struck out the side and earned a save in his debut vs Binghamton

◆ PREP

- 2018 Gatorade Player of the Year - Oregon
- Perfect Game Oregon State Ranking: 3B (1), Overall (1)
- 2018 Rawlings-Perfect Game Honorable Mention All-American
- 2018 Rawlings-Perfect Game All-West Region First Team
- 2018 AAAAAA State Pitcher of the Year
- 2018 All-State 1st Team Pitcher
- 2018 Metro League Pitcher of the Year
- 2018 All Metro League 1st Team Pitcher and Infield
- 2018 College Baseball Newspaper 1st Team All-American

#20 - WILLIE WEISS

RHP • R/R • 6-3 • 205 • FR. • PORTLAND, ORE. (WESTVIEW HS)

| Year | Avg | GP | GS | AB | R | H | 2B | 3B | HR | RBI | TB | SLG% | BB | HBP | SO | GDP | OB% | SF | SH | SB | ATT | PO | A | E | FLD% |
|--------------|-------------|----------|----------|----------|----------|----------|----------|----------|----------|----------|----------|-------------|----------|----------|----------|----------|-------------|----------|----------|----------|----------|----------|----------|----------|--------------|
| 2019 | .000 | 0 | 0 | 0 | 0 | 0 | 0 | 0 | 0 | 0 | 0 | .000 | 0 | 0 | 0 | 0 | .000 | 0 | 0 | 0 | 0 | 4 | 1 | 0 | 1.000 |
| TOTAL | .000 | 0 | 0 | 0 | 0 | 0 | 0 | 0 | 0 | 0 | 0 | .000 | 0 | 0 | 0 | 0 | .000 | 0 | 0 | 0 | 0 | 4 | 1 | 0 | 1.000 |

| Year | ERA | W | L | App | GS | CG | SHO | CBO | SV | IP | H | R | ER | BB | SO | 2B | 3B | HR | BF | B/Avg | WP | HBP | BK | SFA | SHA |
|--------------|-------------|----------|----------|-----------|----------|----------|----------|----------|----------|-------------|-----------|-----------|-----------|-----------|-----------|----------|----------|----------|------------|-------------|----------|----------|----------|----------|----------|
| 2019 | 2.97 | 2 | 2 | 27 | 0 | 0 | 0 | 1 | 9 | 39.1 | 25 | 15 | 13 | 32 | 50 | 2 | 2 | 5 | 180 | .180 | 8 | 5 | 0 | 2 | 1 |
| TOTAL | 2.97 | 2 | 2 | 27 | 0 | 0 | 0 | 1 | 9 | 39.1 | 25 | 15 | 13 | 32 | 50 | 2 | 2 | 5 | 180 | .180 | 8 | 5 | 0 | 2 | 1 |

Season Highs

| | | |
|-----------------|-----|---------------------------------------|
| Innings Pitched | 3.0 | 3x; last: vs. Minnesota, Apr. 6, 2019 |
| Strikeouts | 5 | vs. Minnesota, Apr. 6, 2019 |
| Hits | 3 | at Nebraska, May 17, 2019 |
| Runs | 3 | at UCLA, March 8, 2019 |
| Walks | 4 | 2x; last: vs. Nebraska, May 25, 2019 |

Career Highs

| | | |
|-----------------|-----|---------------------------------------|
| Innings Pitched | 3.0 | 3x; last: vs. Minnesota, Apr. 6, 2019 |
| Strikeouts | 5 | vs. Minnesota, Apr. 6, 2019 |
| Hits | 3 | at Nebraska, May 17, 2019 |
| Runs | 3 | at UCLA, March 8, 2019 |
| Walks | 4 | 2x; last: vs. Nebraska, May 25, 2019 |



◆ AT MICHIGAN

- Received a medical redshirt for the 2019 season
- 2018 Collegiate Baseball News Freshman All-American
- 2018 Perfect Game Freshman All-American Second Team
- 2018 D1 Baseball Freshman All-American Second Team
- 2018 All-Big-Ten Third Team
- 2018 All-Big-Ten Freshman Team
- Career debut: Feb. 16, 2018 vs. Army
- First career start: Mar. 18, 2019 vs. Bowling Green

◆ PREP

- 2017 Gatorade Player of the Year (Wis.)
- 2017 All State First Team
- 2017 Rawlings-Perfect Game Honorable Mention All-America
- 2017 Wisconsin Little Ten First Team

#21 - BEN DRAGANI

LHP • L/L • 6-5 • 225 • R-SO. • BROOKFIELD, WIS. (CATHOLIC MEMORIAL)

| Year | Avg | GP | GS | AB | R | H | 2B | 3B | HR | RBI | TB | SLG% | BB | HBP | SO | GDP | OB% | SF | SH | SB | ATT | PO | A | E | FLD% |
|--------------|-------------|----------|----------|----------|----------|----------|----------|----------|----------|----------|----------|-------------|----------|----------|----------|----------|-------------|----------|----------|----------|----------|----------|----------|----------|-------------|
| 2018 | .000 | 0 | 0 | 0 | 0 | 0 | 0 | 0 | 0 | 0 | 0 | .000 | 0 | 0 | 0 | 0 | .000 | 0 | 0 | 0 | 0 | 5 | 5 | 3 | .769 |
| 2019 | | | | | | | | | | | | | | | | | | | | | | | | | |
| TOTAL | .000 | 0 | 0 | 0 | 0 | 0 | 0 | 0 | 0 | 0 | 0 | .000 | 0 | 0 | 0 | 0 | .000 | 0 | 0 | 0 | 0 | 5 | 5 | 3 | .769 |

| Year | ERA | W | L | App | GS | CG | SHO | CBO | SV | IP | H | R | ER | BB | SO | 2B | 3B | HR | BF | B/Avg | WP | HBP | BK | SFA | SHA |
|--------------|-------------|----------|----------|-----------|-----------|----------|----------|----------|----------|-------------|-----------|-----------|-----------|-----------|-----------|-----------|----------|----------|------------|-------------|----------|----------|----------|----------|----------|
| 2018 | 2.76 | 6 | 2 | 16 | 11 | 0 | 0 | 0 | 0 | 75.0 | 61 | 27 | 23 | 26 | 54 | 14 | 0 | 4 | 311 | .217 | 2 | 2 | 1 | 0 | 2 |
| 2019 | | | | | | | | | | | | | | | | | | | | | | | | | |
| TOTAL | 2.76 | 6 | 2 | 16 | 11 | 0 | 0 | 0 | 0 | 75.0 | 61 | 27 | 23 | 26 | 54 | 14 | 0 | 4 | 311 | .217 | 2 | 2 | 1 | 0 | 2 |

Season Highs

| | | |
|---------------------|-----|---|
| Innings Pitched | 7.0 | 2x; last: vs. Northwestern, Apr. 7 2018 |
| Strikeouts | 7 | at Rutgers, May 5, 2019 |
| Fewest Hits (Start) | 1 | at Northwestern, Apr. 7, 2018 |
| Hits | 0 | 3x; last: vs. Lawrence Tech, Mar. 14 2018 |
| Fewest Runs (Start) | 0 | 2x; last: vs. at Northwestern, Apr. 7, 2018 |
| Runs | 0 | 5x; last: vs. at Northwestern, Apr. 7, 2018 |
| Walks | 0 | vs. Northwestern, Apr. 21, 2019 |

Career Highs

| | | |
|---------------------|-----|---|
| Innings Pitched | 7.0 | 2x; last: vs. Northwestern, Apr. 7 2018 |
| Strikeouts | 7 | at Rutgers, May 5, 2019 |
| Fewest Hits (Start) | 1 | at Northwestern, Apr. 7, 2018 |
| Hits | 0 | 3x; last: vs. Lawrence Tech, Mar. 14 2018 |
| Fewest Runs (Start) | 0 | 2x; last: vs. at Northwestern, Apr. 7, 2018 |
| Runs | 0 | 5x; last: vs. at Northwestern, Apr. 7, 2018 |
| Walks | 0 | vs. Northwestern, Apr. 21, 2019 |

BULLPEN NOTES



◆ AT MICHIGAN

- Pitching debut: vs. Manhattan, March 15, 2019

◆ PREP

- Prep Baseball Report California Ranking: RHP (78), Overall (175)
- Perfect Game California State Ranking: RHP (45), Overall (146)
- Four-year varsity letter winner at La Costa Canyon High School
- 2018 Male Scholar Athlete of the Year (La Costa Canyon HS)
- 2018 Male Athlete of the Year (La Costa Canyon HS)
- 2018 Rawlings-Perfect Game Honorable Mention All-American
- 2018 Rawlings-Perfect Game All-California Region Second Team
- 2018 First Team All-League
- 2018 Team Captain

#28 - KEATON CARRATINI

RHP/UT • R/R • 6-2 • 190 • FR. • ENCINITAS, CALIF. (LA COSTA CANYON HS)

| Year | Avg | GP | GS | AB | R | H | 2B | 3B | HR | RBI | TB | SLG% | BB | HBP | SO | GDP | OB% | SF | SH | SB | ATT | PO | A | E | FLD% |
|--------------|-------------|----------|----------|----------|----------|----------|----------|----------|----------|----------|----------|-------------|----------|----------|----------|----------|-------------|----------|----------|----------|----------|----------|----------|----------|--------------|
| 2019 | .000 | 2 | 0 | 1 | 0 | 0 | 0 | 0 | 0 | 0 | 0 | .000 | 1 | 0 | 1 | 0 | .500 | 0 | 0 | 0 | 0 | 1 | 0 | 0 | 1.000 |
| TOTAL | .000 | 2 | 0 | 1 | 0 | 0 | 0 | 0 | 0 | 0 | 0 | .000 | 1 | 0 | 1 | 0 | .500 | 0 | 0 | 0 | 0 | 1 | 0 | 0 | 1.000 |

| Year | ERA | W | L | App | GS | CG | SHO | CBO | SV | IP | H | R | ER | BB | SO | 2B | 3B | HR | BF | B/Avg | WP | HBP | BK | SFA | SHA |
|--------------|--------------|----------|----------|----------|----------|----------|----------|----------|----------|------------|----------|----------|----------|----------|----------|----------|----------|----------|-----------|-------------|----------|----------|----------|----------|----------|
| 2019 | 12.00 | 0 | 0 | 4 | 0 | 0 | 0 | 0 | 0 | 3.0 | 5 | 5 | 4 | 3 | 3 | 3 | 0 | 0 | 19 | .357 | 0 | 2 | 0 | 0 | 0 |
| TOTAL | 12.00 | 0 | 0 | 4 | 0 | 0 | 0 | 0 | 0 | 3.0 | 5 | 5 | 4 | 3 | 3 | 3 | 0 | 0 | 19 | .357 | 0 | 2 | 0 | 0 | 0 |

Season Highs

| | | |
|-----------------|-----|-------------------------------------|
| Innings Pitched | 2.0 | vs. Eastern Mich., May 8, 2019 |
| Strikeouts | 3 | vs. Eastern Mich., May 8, 2019 |
| Hits | 3 | vs. Manhattan, March 15, 2019 |
| Runs | 2 | 2x; last: at Kentucky, May 14, 2019 |
| Walks | 1 | 3x; last: at Kentucky, May 14, 2019 |

Career Highs

| | | |
|-----------------|-----|-------------------------------------|
| Innings Pitched | 2.0 | vs. Eastern Mich., May 8, 2019 |
| Strikeouts | 3 | vs. Eastern Mich., May 8, 2019 |
| Hits | 3 | vs. Manhattan, March 15, 2019 |
| Runs | 2 | 2x; last: at Kentucky, May 14, 2019 |
| Walks | 1 | 3x; last: at Kentucky, May 14, 2019 |



◆ AT MICHIGAN

- Career debut: Feb. 16, 2018 vs. Army
- Winning pitcher in the Corvallis Regional Championship Game (June 3)

◆ PREP

- 2017 Rawlings-Perfect Game 3rd Team All-American California
- 2017 Perfect Game 1st Team All State
- 2016 Perfect Game Underclass 3rd Team
- 2016 All-League Honorable Mention
- 2016 Team Clutch Award
- 2014 Coaches Award
- Honor Roll

#29 - BLAKE BEERS

RHP • R/R • 6-4 • 215 • SO. • MANHATTAN BEACH, CALIF. (LOYOLA HS)

| Year | Avg | GP | GS | AB | R | H | 2B | 3B | HR | RBI | TB | SLG% | BB | HBP | SO | GDP | OB% | SF | SH | SB | ATT | PO | A | E | FLD% |
|--------------|-------------|----------|----------|----------|----------|----------|----------|----------|----------|----------|----------|-------------|----------|----------|----------|----------|-------------|----------|----------|----------|----------|----------|----------|----------|-------------|
| 2018 | - | - | - | - | - | - | - | - | - | - | - | - | - | - | - | - | - | - | - | - | - | - | - | - | - |
| 2019 | .000 | 0 | 0 | 0 | 0 | 0 | 0 | 0 | 0 | 0 | 0 | .000 | 0 | 0 | 0 | 0 | .000 | 0 | 0 | 0 | 0 | 2 | 6 | 1 | .889 |
| TOTAL | .000 | 0 | 0 | 0 | 0 | 0 | 0 | 0 | 0 | 0 | 0 | .000 | 0 | 0 | 0 | 0 | .000 | 0 | 0 | 0 | 0 | 2 | 6 | 1 | .889 |

| Year | ERA | W | L | App | GS | CG | SHO | CBO | SV | IP | H | R | ER | BB | SO | 2B | 3B | HR | BF | B/Avg | WP | HBP | BK | SFA | SHA |
|--------------|-------------|----------|----------|-----------|----------|----------|----------|----------|----------|-------------|-----------|-----------|-----------|-----------|-----------|----------|----------|----------|------------|-------------|----------|----------|----------|----------|----------|
| 2018 | 99.00 | 0 | 0 | 2 | 1 | 0 | 0 | 0 | 0 | 0.1 | 0 | 7 | 5 | 5 | 1 | 0 | 0 | 8 | .000 | 0 | 1 | 0 | 0 | 0 | 0 |
| 2019 | 6.04 | 1 | 1 | 14 | 2 | 0 | 0 | 1 | 1 | 22.1 | 26 | 15 | 15 | 10 | 15 | 6 | 0 | 3 | 103 | .295 | 2 | 5 | 1 | 0 | 0 |
| TOTAL | 7.94 | 1 | 1 | 16 | 3 | 0 | 0 | 1 | 1 | 22.2 | 26 | 22 | 20 | 15 | 16 | 6 | 0 | 3 | 111 | .289 | 2 | 6 | 1 | 0 | 0 |

Season Highs

| | | |
|-----------------|-----|--|
| Innings Pitched | 3.0 | vs. Nebraska, May 25, 2019 |
| Strikeouts | 3 | vs. Nebraska, May 25, 2019 |
| Hits | 7 | at LBSU, March 5, 2019 |
| Runs | 6 | at LBSU, March 5, 2019 |
| Walks | 1 | 10x; last: vs. Creighton, June 3, 2019 |

Career Highs

| | | |
|-----------------|-----|----------------------------|
| Innings Pitched | 3.0 | vs. Nebraska, May 25, 2019 |
| Strikeouts | 3 | vs. Nebraska, May 25, 2019 |
| Hits | 7 | at LBSU, March 5, 2019 |
| Runs | 6 | at LBSU, March 5, 2019 |
| Walks | 3 | vs Army, Feb 16, 2018 |

BULLPEN NOTES



◆ AT MICHIGAN

• Career debut: vs. Manhattan, March 15, 2019

◆ PREP

- Perfect Game Georgia State Ranking: LHP (9), Overall (111)
- 2018 Rawlings-Perfect Game Honorable Mention All-American
- 2018 Rawlings-Perfect Game Southeast Region Honorable Mention
- 2017 Perfect Game Underclass High Honorable Mention
- Two-Time Oconee Enterprise Player of the Week
- 2016-2017 Played for Rawlings Southeast
- 2014-2016 Played for Team Elite

#30 - JACK WHITE

LHP • L/L • 6-3 • 195 • FR. • BETHESDA, MD. (ATHENS ACADEMY)

| Year | Avg | GP | GS | AB | R | H | 2B | 3B | HR | RBI | TB | SLG% | BB | HBP | SO | GDP | OB% | SF | SH | SB | ATT | PO | A | E | FLD% |
|--------------|-------------|----------|----------|----------|----------|----------|----------|----------|----------|------------|----------|----------|----------|----------|----------|----------|----------|----------|----------|-------------|----------|----------|----------|----------|----------|
| Year | ERA | W | L | App | GS | CG | SHO | CBO | SV | IP | H | R | ER | BB | SO | 2B | 3B | HR | BF | B/Avg | WP | HBP | BK | SFA | SHA |
| 2019 | 0.00 | 0 | 0 | 2 | 0 | 0 | 0 | 0 | 0 | 2.0 | 0 | 0 | 0 | 2 | 1 | 0 | 0 | 0 | 8 | .000 | 0 | 0 | 0 | 0 | 0 |
| TOTAL | 0.00 | 0 | 0 | 2 | 0 | 0 | 0 | 0 | 0 | 2.0 | 0 | 0 | 0 | 2 | 1 | 0 | 0 | 0 | 8 | .000 | 0 | 0 | 0 | 0 | 0 |

Season Highs

| | | |
|-----------------|-----|--|
| Innings Pitched | 1.0 | 2x; last: at Texas Tech, Mar. 21, 2019 |
| Strikeouts | 1 | at Texas Tech, Mar. 21, 2019 |
| Hits | - | |
| Runs | - | |
| Walks | 2 | at Texas Tech, Mar. 21, 2019 |

Career Highs

| | | |
|-----------------|-----|--|
| Innings Pitched | 1.0 | 2x; last: at Texas Tech, Mar. 21, 2019 |
| Strikeouts | 1 | at Texas Tech, Mar. 21, 2019 |
| Hits | - | |
| Runs | - | |
| Walks | 2 | at Texas Tech, Mar. 21, 2019 |



◆ AT MICHIGAN

- Career debut: at Santa Clara, Feb. 26, 2017
- Converted to a pitcher for red-shirt junior season
- Pitching debut: vs. Manhattan, March 15, 2019

◆ PREP

- 2015 Mission League Championship
- 2015 All-League First Team selection
- 2012 Coaches Award

#32 - JOE PACE

RHP/UT • R/R • 5-9 • 200 • R-JR. • VALLEY VILLAGE, CALIF. (NOTRE DAME HS)

| Year | Avg | GP | GS | AB | R | H | 2B | 3B | HR | RBI | TB | SLG% | BB | HBP | SO | GDP | OB% | SF | SH | SB | ATT | PO | A | E | FLD% |
|--------------|-------------|-----------|----------|-----------|----------|----------|----------|----------|----------|----------|----------|-------------|----------|----------|----------|----------|-------------|----------|----------|----------|----------|-----------|-----------|----------|-------------|
| 2017 | .143 | 19 | 2 | 21 | 4 | 3 | 1 | 0 | 1 | 5 | 7 | .333 | 4 | 1 | 5 | 0 | .286 | 2 | 0 | 0 | 0 | 9 | 14 | 1 | .958 |
| 2018 | .143 | 29 | 0 | 7 | 0 | 1 | 1 | 0 | 0 | 0 | 2 | .286 | 1 | 0 | 4 | 1 | .250 | 0 | 0 | 0 | 0 | 4 | 2 | 0 | 1.000 |
| 2019 | .000 | 2 | 0 | 0 | 0 | 0 | 0 | 0 | 0 | 0 | 0 | .000 | 0 | 0 | 0 | 0 | .000 | 0 | 0 | 0 | 0 | 1 | 0 | 0 | 1.000 |
| TOTAL | .143 | 50 | 2 | 28 | 4 | 4 | 2 | 0 | 1 | 5 | 9 | .321 | 5 | 1 | 9 | 1 | .278 | 2 | 0 | 0 | 0 | 14 | 16 | 1 | .968 |

| Year | ERA | W | L | App | GS | CG | SHO | CBO | SV | IP | H | R | ER | BB | SO | 2B | 3B | HR | BF | B/Avg | WP | HBP | BK | SFA | SHA |
|--------------|-------------|----------|----------|----------|----------|----------|----------|----------|----------|------------|----------|----------|----------|----------|-----------|----------|----------|----------|-----------|-------------|----------|----------|----------|----------|----------|
| 2019 | 3.86 | 0 | 0 | 9 | 1 | 0 | 0 | 0 | 0 | 9.1 | 8 | 4 | 4 | 5 | 14 | 1 | 0 | 0 | 41 | .229 | 1 | 1 | 0 | 0 | 0 |
| TOTAL | 3.86 | 0 | 0 | 9 | 1 | 0 | 0 | 0 | 0 | 9.1 | 8 | 4 | 4 | 5 | 14 | 1 | 0 | 0 | 41 | .229 | 1 | 1 | 0 | 0 | 0 |

Season Highs

| | | |
|-----------------|-----|--|
| Innings Pitched | 1.0 | 8x; last: at Maryland, May 5, 2019 |
| Strikeouts | 3 | 3x; last: at Ohio State, Apr. 13, 2019 |
| Hits | 3 | at Texas Tech, Mar. 21, 2019 |
| Runs | 3 | at Texas Tech, Mar. 21, 2019 |
| Walks | 3 | vs. Eastern Mich., May 8, 2019 |

Career Highs

| | | |
|-----------------|-----|--|
| Innings Pitched | 1.0 | 8x; last: at Maryland, May 5, 2019 |
| Strikeouts | 3 | 2x; last: at Ohio State, Apr. 13, 2019 |
| Hits | 3 | at Texas Tech, Mar. 21, 2019 |
| Runs | 3 | at Texas Tech, Mar. 21, 2019 |
| Walks | 3 | vs. Eastern Mich., May 8, 2019 |

BULLPEN NOTES



◆ AT MICHIGAN

• Career debut:

◆ PREP

#34 - COLIN CZAJKOWSKI

LHP • L/L • 6-4 • 195 • FR. • BROWNSTOWN, MICH. (WOODHAVEN)

| Year | Avg | GP | GS | AB | R | H | 2B | 3B | HR | RBI | TB | SLG% | BB | HBP | SO | GDP | OB% | SF | SH | SB | ATT | PO | A | E | FLD% |
|------|-----|----|----|----|---|---|----|----|----|-----|----|------|----|-----|----|-----|-----|----|----|----|-----|----|---|---|------|
|------|-----|----|----|----|---|---|----|----|----|-----|----|------|----|-----|----|-----|-----|----|----|----|-----|----|---|---|------|



◆ AT MICHIGAN

• Career debut: vs. Manhattan, March 15, 2019

◆ PREP

- Perfect Game Georgia State Ranking: LHP (11), Overall (117)
- 2018 Rawlings-Perfect Game Honorable Mention All-American
- 2018 Rawlings-Perfect Game Southeast Region Honorable Mention
- 2018 1st team All-State, All-Region, and All-Conference
- 2018 Perfect Game High School Showdown
- 2017 Perfect Game Underclass High Honorable Mention
- 2017 All Region honorable mention
- 2016 Perfect Game Underclass Honorable Mention
- 2018 Played for East Cobb Astros
- 2015-2017 Played for East Cobb Athletics

#35 - WALKER CLEVELAND

LHP • L/L • 6-2 • 145 • SO. • SUWANEE, GA. (NORTH GWINNETT HS)

| Year | Avg | GP | GS | AB | R | H | 2B | 3B | HR | RBI | TB | SLG% | BB | HBP | SO | GDP | OB% | SF | SH | SB | ATT | PO | A | E | FLD% |
|--------------|-------------|----------|----------|----------|----------|----------|----------|----------|----------|----------|----------|-------------|----------|----------|----------|----------|-------------|----------|----------|----------|----------|----------|-----------|----------|-------------|
| 2019 | .000 | 0 | 0 | 0 | 0 | 0 | 0 | 0 | 0 | 0 | 0 | .000 | 0 | 0 | 0 | 0 | .000 | 0 | 0 | 0 | 0 | 0 | 14 | 2 | .875 |
| TOTAL | .000 | 0 | 0 | 0 | 0 | 0 | 0 | 0 | 0 | 0 | 0 | .000 | 0 | 0 | 0 | 0 | .000 | 0 | 0 | 0 | 0 | 0 | 14 | 2 | .875 |

| Year | ERA | W | L | App | GS | CG | SHO | CBO | SV | IP | H | R | ER | BB | SO | 2B | 3B | HR | BF | B/Avg | WP | HBP | BK | SFA | SHA |
|--------------|-------------|----------|----------|-----------|----------|----------|----------|----------|----------|-------------|-----------|-----------|-----------|-----------|-----------|----------|----------|----------|------------|-------------|----------|-----------|----------|----------|----------|
| 2019 | 4.23 | 4 | 3 | 15 | 3 | 0 | 0 | 1 | 0 | 38.1 | 30 | 20 | 18 | 15 | 19 | 7 | 1 | 4 | 166 | .219 | 6 | 10 | 1 | 0 | 4 |
| TOTAL | 4.23 | 4 | 3 | 15 | 3 | 0 | 0 | 1 | 0 | 38.1 | 30 | 20 | 18 | 15 | 19 | 7 | 1 | 4 | 166 | .219 | 6 | 10 | 1 | 0 | 4 |

Season Highs

| | | |
|-----------------|-----|--------------------------------------|
| Innings Pitched | 4.2 | vs. Western Michigan, March 19, 2019 |
| Strikeouts | 3 | vs. Nebraska, May 25, 2019 |
| Hits | 6 | vs. Nebraska, May 25, 2019 |
| Runs | 4 | vs. Nebraska, May 25, 2019 |
| Walks | 3 | at Kentucky, May 14, 2019 |

Career Highs

| | | |
|-----------------|-----|--------------------------------------|
| Innings Pitched | 4.2 | vs. Western Michigan, March 19, 2019 |
| Strikeouts | 3 | vs. Nebraska, May 25, 2019 |
| Hits | 6 | vs. Nebraska, May 25, 2019 |
| Runs | 4 | vs. Nebraska, May 25, 2019 |
| Walks | 3 | at Kentucky, May 14, 2019 |

BULLPEN NOTES



◆ AT MICHIGAN

- Career debut: Feb. 24, 2018 vs. Arizona
- Earned his first career win with four innings of relief at Central Michigan (May 8, 2018)
- Struck out four batters in two innings vs. Binghamton on Feb. 17, 2019, mixing an 87 MPH fastball and a 79 MPH slider
- First career start: Mar. 27, 2019 vs. San Jose State

◆ PREP

- 2017 Rawlings-Perfect Game Honorable Mention All-American Central
- 2017 All-Conference
- 2017 All-Area
- 2016 All-Conference
- 2016 All-Area
- 2016 SSC Red Player of the Year
- 2016 Perfect Game Underclass High Honorable Mention
- 2015 Perfect Game Underclass Honorable Mention

#40 - ANGELO SMITH

LHP • L/L • 5-9 • 160 • JR. • THORNTON, ILL. (RICHARDS HS)

| Year | Avg | GP | GS | AB | R | H | 2B | 3B | HR | RBI | TB | SLG% | BB | HBP | SO | GDP | OB% | SF | SH | SB | ATT | PO | A | E | FLD% |
|--------------|-------------|----------|----------|----------|----------|----------|----------|----------|----------|----------|----------|-------------|----------|----------|----------|----------|-------------|----------|----------|----------|----------|----------|-----------|----------|-------------|
| 2018 | .000 | 0 | 0 | 0 | 0 | 0 | 0 | 0 | 0 | 0 | 0 | .000 | 0 | 0 | 0 | 0 | .000 | 0 | 0 | 0 | 0 | 1 | 5 | 0 | 1.000 |
| 2019 | .000 | 0 | 0 | 0 | 0 | 0 | 0 | 0 | 0 | 0 | 0 | .000 | 0 | 0 | 0 | 0 | .000 | 0 | 0 | 0 | 0 | 1 | 5 | 1 | .857 |
| TOTAL | .000 | 0 | 0 | 0 | 0 | 0 | 0 | 0 | 0 | 0 | 0 | .000 | 0 | 0 | 0 | 0 | .000 | 0 | 0 | 0 | 0 | 2 | 10 | 1 | .923 |

| Year | ERA | W | L | App | GS | CG | SHO | CBO | SV | IP | H | R | ER | BB | SO | 2B | 3B | HR | BF | B/Avg | WP | HBP | BK | SFA | SHA |
|--------------|-------------|----------|----------|-----------|----------|----------|----------|----------|----------|-------------|-----------|-----------|-----------|-----------|-----------|-----------|----------|----------|------------|-------------|----------|-----------|----------|----------|----------|
| 2018 | 1.14 | 1 | 0 | 15 | 0 | 0 | 0 | 0 | 0 | 23.2 | 14 | 6 | 3 | 12 | 20 | 1 | 0 | 0 | 101 | .184 | 1 | 7 | 0 | 2 | 4 |
| 2019 | 4.60 | 1 | 0 | 23 | 4 | 0 | 0 | 3 | 0 | 31.1 | 34 | 22 | 16 | 20 | 39 | 9 | 0 | 2 | 153 | .271 | 4 | 7 | 0 | 0 | 2 |
| TOTAL | 3.05 | 2 | 0 | 38 | 4 | 0 | 0 | 3 | 0 | 55.0 | 48 | 28 | 19 | 32 | 59 | 10 | 0 | 2 | 254 | .238 | 5 | 14 | 0 | 2 | 6 |

Season Highs

| | | |
|-----------------|-----|--------------------------------------|
| Innings Pitched | 4.2 | vs. Nebraska, May 25, 2019 |
| Strikeouts | 6 | vs. Nebraska, May 25, 2019 |
| Hits | 6 | vs. Bowling Green, Apr. 17, 2019 |
| Runs | 3 | 3x; last: vs. Nebraska, May 25, 2019 |
| Walks | 3 | vs. Nebraska, May 25, 2019 |

Career Highs

| | | |
|-----------------|-----|--------------------------------------|
| Innings Pitched | 4.2 | vs. Nebraska, May 25, 2019 |
| Strikeouts | 6 | vs. Nebraska, May 25, 2019 |
| Hits | 6 | vs. Bowling Green, Apr. 17, 2019 |
| Runs | 3 | 3x; last: vs. Nebraska, May 25, 2019 |
| Walks | 3 | vs. Nebraska, May 25, 2019 |



◆ AT MICHIGAN

- Career debut:

◆ PREP

- 2019 All-State Third Team selection (N.J.)
- 2019 North Jersey Pitcher of the Year Nominee
- 2019 All-County and All-League First Team selection
- 2018 All-County Second Team and All-League First team selection

#47 - JACOB DENNER

LHP • L/L • 6-0 • 210 • FR. • CLOSTER, N.J. (BERGEN CATHOLIC)

| Year | Avg | GP | GS | AB | R | H | 2B | 3B | HR | RBI | TB | SLG% | BB | HBP | SO | GDP | OB% | SF | SH | SB | ATT | PO | A | E | FLD% |
|------|-----|----|----|----|---|---|----|----|----|-----|----|------|----|-----|----|-----|-----|----|----|----|-----|----|---|---|------|
|------|-----|----|----|----|---|---|----|----|----|-----|----|------|----|-----|----|-----|-----|----|----|----|-----|----|---|---|------|

BULLPEN NOTES



◆ AT MICHIGAN

- Career debut:

◆ PREP

- 2019 6A Western PA Interscholastic Athletic League (WPIAL) First Team
- 2019 First Team All-Conference
- 2018 6A PIAA State Champions
- 2018 6A WPIAL Section Champions
- 2018 Perfect Game Honorable Mention
- 2018 6A Western PA Interscholastic Athletic League (WPIAL) First Team
- 2018 New York Yankee Scout Team
- 2017 Perfect Game Honorable Mention
- 2017 6A WPIAL Second Team
- 2016 Perfect Game Honorable Mention
- 2015 Perfect Game Honorable Mention

#55 - CAMERON WESTON

RHP • R/R • 6-1 • 200 • FR. • CANONSBURG, PA. (CANON-MCMILLAN)

| Year | Avg | GP | GS | AB | R | H | 2B | 3B | HR | RBI | TB | SLG% | BB | HBP | SO | GDP | OB% | SF | SH | SB | ATT | PO | A | E | FLD% |
|------|-----|----|----|----|---|---|----|----|----|-----|----|------|----|-----|----|-----|-----|----|----|----|-----|----|---|---|------|
|------|-----|----|----|----|---|---|----|----|----|-----|----|------|----|-----|----|-----|-----|----|----|----|-----|----|---|---|------|

TV/RADIO ROSTER



JOE DONOVAN
JR. • C • 5-11
CLARENDON HILLS, ILL.



JACK BLOMGREN
JR. • IF • 5-10
MILTON, WIS.



TED BURTON
FR. • IF • 6'2"
HUNTINGTON BEACH, CALIF.



CHRISTIAN BULLOCK
SR. • OF • 5-10
CHICAGO, ILL.




DANNY ZIMMERMAN
R-SO. • OF • 6-4
REDONDO BEACH, CALIF.



JESSE FRANKLIN
JR. • OF • 6-1
SEATTLE, WASH.



JIMMY OBERTOP
FR. • C • 6-1
SAINT LOUIS, MO.



MATTHEW SCHMIDT
5Y. • IF • 6-2
PARKER, COLO.



CAM HART
SO. • IF • 6-4
ARMADA, MICH.



HARRISON SALTER
R-JR. • C • 6-3
BLOOMFIELD HILLS, MICH.



RILEY BERTRAM
SO. • IF • 6-0
ZIONSVILLE, IND.



DOMINIC CLEMENTI
SR. • OF • 6-1
HARTLAND, WIS.



BENJAMIN KEIZER
R-SR. • LHP • 6-3
PORTAGE, MICH.



CLARK ELLIOTT
FR. • IF/OF • 5-10
BARRINGTON, ILL.



JEFF CRISWELL
JR. • RHP • 6-4
PORTAGE, MICH.



JORDAN ROGERS
SO. • C • 5-8
CHICAGO, ILL.



DILLON NOWICKI
SO. • RHP • 6-2
STOUGHTON, WIS.



WILLIE WEISS
SO. • RHP • 6-3
PORTLAND, ORE.



BEN DRAGANI
R-SO. • LHP • 6-5
BROOKFIELD, WIS.



TITO FLORES
FR. • IF • 5-10
DETROIT, MICH.



CASEY BUCKLEY
SO. • C • 6-1
LONG BEACH, CALIF.




ISAIAH PAIGE
R-SO. • RHP • 6-1
DIAMOND BAR, CALIF.



JOEY VELAZQUEZ
FR. • OF • 6-1
LEWIS CENTER, OHIO



STEVEN HAJJAR
R-FR. • LHP • 6-5
ANDOVER, MASS.



KEATON CARRATINI
SO. • RHP/IF • 6-2
ENCINITAS, CALIF.



BLAKE BEERS
JR. • RHP • 6-4
MANHATTAN BEACH, CALIF.



JACK WHITE
SO. • LHP • 6-3
BETHESDA, MD.



JOE PACE
R-SR. • RHP • 5-9
VALLEY VILLAGE, CALIF.



COLIN CZAJKOWSKI
FR. • LHP • 6-4
BROWNSTOWN, MICH.



WALKER CLEVELAND
SO. • LHP • 6-2
SUWANEE, GA.



ANGELO SMITH
SO. • LHP • 5-9
THORNTON, ILL.



JORDAN NWOGU
SO. • OF • 6-3
ANN ARBOR, MICH.



LOGAN POLLACK
JR. • IF • 6-2
LOS ANGELES, CALIF.



JACOB DENNER
FR. • LHP • 6-0
CLOSTER, N.J.



JACK VAN REMORTEL
SO. • IF • 6-1
CARMEL, IND.



CAMERON WESTON FR.
• RHP • 6-1
CANONSBURG, PA.