



BASEBALL GAME NOTES

Fletcher Like, Assistant Media Relations Director

Office: (808) 956-4480 • Cell: (503) 709-3786 • E-mail: flike@hawaii.edu

@hawaiibaseball

@hawaiibsb

@hawaiibsb



**HAWAII
RAINBOWS WARRIORS**
(7-3, 0-0 BIG WEST)

**VANDERBILT
COMMODORES**
(7-2, 0-0 SEC)



» Head Coach: Mike Trapasso (19th, 508-502, .503)

» Head Coach: Tim Corbin (18th)

AVERAGE	POWER	SPEED
Kole Kaler .417 (15-36)	Kole Kaler .694 SLUG%	Scotty Scott 3-for-3 SB

AVERAGE	POWER	SPEED
Ty Duvall .438 (7-16)	Cooper Davis .531 SLUG%	Harrison Ray 3-for-3 SB

SERIES BREAKDOWN

**FRI | 12:30 P.M.
SEC+**

RHP [JR] Mason Hickman (1-0, 0.00)
RHP [SR] Logan Poulsen (0-1, 6.06)

**FRI | 10:30 A.M.
SEC+**

RHP [SO] Kumar Rucker (2-0, 0.75)
RHP [SO] Aaron Davenport (2-0, 2.76)

**SAT | 8 A.M.
SEC+**

LHP [JR] Jake Eder (1-0, 4.00)
LHP [JR] Brandon Ross (1-0, 0.00)

SERIES HISTORY

- » Hawaii holds a staggering 18-2 all-time series lead over Vanderbilt.
- » The Commodores and Bows have not met since 1981, the year after the Rainbow Warriors went to the CWS and finished runner-up to Rice (1980).

PROJECTED STARTERS

by number of starts, last three games



NEWS AND NOTES

- » Hawaii leads the nation in sacrifice bunts (14) and ranks 17th in total hits (78).
- » Dustin Demeter is 15th in the country in walks (15).
- » Kole Kaler leads the country in triples (3) and ranks 22nd in the country in RBI (11). Kaler is on a nine-game hitting streak (only game without a hit was opening day).
- » Brandon Ross is one of 36 pitchers in the nation with ERA's of 0.00 and 10.0+ IP.
- » Hawaii is on the road facing the defending national champion for the first time since 2004 when the Rainbow Warriors went to Rice to take on the 2003 defending national champion Owls.
- » Hawaii recorded its first shutout since April 15, 2018 when the Bows won 8-0 against NDSU Feb. 17.
- » Dustin Demeter hit a walk-off two-run home run against Hawaii'i-Hilo on Opening Day. His first HR since 2018 (out 2019 with injury).
- » Hawaii returns two All-Big West selections from the 2019 roster in sophomore Scotty Scott (Freshman Field Player of the Year and Honorable Mention team) and redshirt junior Alex Baeza (Honorable Mention).
- » Scotty Scott was named a 2019 Freshman All-American by Collegiate Baseball Newspaper. Scott finished 2019 with 17 multi-hit games and was the only Rainbow to start all 50 games.
- » Dylan Thomas was drafted for the second year in a row by the Minnesota Twins. After going in the 38th round in 2018, Thomas was selected in the 13th round in 2019.
- » Tai Atkins was Scoring Live and Honolulu Star-Advertiser Player of the Year.

LAST TIME OUT

- » Split the series with Washington State 2-2.
- » Led the series finale 4-0 heading to the eighth inning and 5-3 heading to the ninth.
- » Tyler Best led-off for 1st time in career.

UP NEXT

- » Hawaii returns to Manoa, Oahu to take on its second Pac-12 opponent of the year in Oregon.

2020 SCHEDULE | 7-3 REC | 7-3 H | 0-0 A

Feb. 7	Hawai'i-Hilo	W, 5-4
Feb. 8	Hawai'i-Hilo	W, 6-4
Feb. 14	North Dakota State	L, 3-1
Feb. 15	North Dakota State	W, 10-2
Feb. 16	North Dakota State	W, 11-3
Feb. 17	North Dakota State	W, 8-0
Feb. 20	Washington State	L, 6-2
Feb. 21	Washington State	W, 4-2
Feb. 22	Washington State	W, 4-3
Feb. 23	Washington State	L, 6-5
Feb. 28	at Vanderbilt	12:30 p.m.
Feb. 29	at Vanderbilt	10 a.m.
Mar. 1	at Vanderbilt	8 a.m.
Mar. 5	Oregon	6:35 p.m.
Mar. 6	Oregon	6:35 p.m.
Mar. 7	Oregon	6:35 p.m.
Mar. 8	Oregon	1:05 p.m.
Mar. 13	Chicago State	6:35 p.m.
Mar. 14	Chicago State (DH)	1:05 p.m.
Mar. 15	Chicago State	1:05 p.m.
Mar. 18	Towson	6:35 p.m.
Mar. 19	Towson	6:35 p.m.
Mar. 20	Towson	6:35 p.m.
Mar. 21	Towson	1:05 p.m.
Mar. 25	at San Francisco	11 a.m.
Mar. 27	at UC Santa Barbara*	2:30 p.m.
Mar. 28	at UC Santa Barbara*	1 p.m.
Mar. 29	at UC Santa Barbara*	10 a.m.
April 3	CSUN*	6:35 p.m.
April 4	CSUN*	6:35 p.m.
April 5	CSUN*	1:05 p.m.
April 9	Cal Poly*	6:35 p.m.
April 10	Cal Poly*	6:35 p.m.
April 11	Cal Poly*	1:05 p.m.
April 15	at CSU Bakersfield	3 p.m.
April 17	at Cal State Fullerton*	3 p.m.
April 18	at Cal State Fullerton*	4 p.m.
April 19	at Cal State Fullerton*	3 p.m.
April 21	at Pepperdine	12 p.m.
April 24	at UC Irvine*	3 p.m.
April 25	at UC Irvine*	3 p.m.
April 26	at UC Irvine*	10 a.m.
May 8	UC Riverside*	6:35 p.m.
May 9	UC Riverside*	6:35 p.m.
May 10	UC Riverside*	1:05 p.m.
May 12	at Nevada	3 p.m.
May 15	at UC Davis*	11:30 a.m.
May 16	at UC Davis*	10 a.m.
May 17	at UC Davis*	10 a.m.
May 21	Long Beach State*	6:35 p.m.
May 22	Long Beach State*	6:35 p.m.
May 23	Long Beach State*	1:05 p.m.

All times listed in (Hawaiian Time)

* Big West Game

HAWAII	OFFENSE	OPP
.261	AVERAGE	.244
.385	SLUGGING	.310
.353	ON-BASE	.307
5.60	RUNS AVG	3.30
7.80	HITS AVG	8.10
2	HOME RUNS	4
6.60	STRIKEOUTS AVG	9.20
3.90	WALKS AVG	1.90
8	STOLEN BASES	7

PITCHING		
3.20	ERA	4.43
9.20	STRIKEOUTS AVG	6.60
.244	OPP. AVERAGE	.261

FIELDING		
.987	PERCENTAGE	.956

SUMMED UP

2019 Big West placing	t-6th
Current streak	L6
Longest winning streak	5
Longest losing streak	6 (twice)
Overall series (3+ games, single opponent)	3-10-1
Home series	3-5-1
Away series	0-5-0
Sweeps	1
Last 5	0-5
Last 10	2-8
Series openers	7-7
Series finales	6-8
Weekend games	17-30
Mid-week games	3-0
Day games (before 6 p.m. local time)	8-15
Night games (6 p.m. or later local time)	12-15
vs. top-25 teams	1-5

QUICK FACTS**UNIVERSITY INFORMATION**

School name	University of Hawai'i at Mānoa
Location	Honolulu, Manoa, O'ahu
Founded	1907
Enrollment	20,000
Nickname	Rainbow Warriors
School Colors	Green, Black and White
Conference	Big West
President	David Lassner
Athletics Director	David A.K. Matlin
SWA	Lois Manin
Athletics Website	HawaiiAthletics.com

BASEBALL FACILITY

Facility	Les Murakami Stadium (4,312)
Record at Les Murakami	872-550-1
Stadium Opened	1984 (Rainbow Stadium)
First game	Feb. 17, 1984 vs. USC
Result	L, 5-3
Dimensions (L - C - R)	325 - 385 - 325

PROGRAM HISTORY

First Year	1923
All-time Record	1,933-1,437-9
Collegiate Record	1,607-1,103-4
Big West Record	70-92
Big West Titles	none
WAC Record	494-376-2
Regular Season	7 (1980, '82, '84, '87, '91, '92, 11)
Tournament	7 (1980, '82, '84, '87, '89, '92, 10)
National Championships	0
NCAA Appearances	13
2010	Tempe Regional (2-2)
2006	Corvallis Regional (2-2)
1993	Central I Regional (1-2)
1992	West Regional (4-2)
1991	West I Regional (3-2)
1989	West I Regional (0-2)
1987	West II Regional (1-2)
1986	West Regional (2-2)
1984	West II Regional (1-2)
1982	West I Regional (0-2)
1980	College World Series Runner-Up (6-2)
1979	Midwest Regional (2-2)
1978	West Regional (0-2)

MEDIA RELATIONS INFORMATION

Baseball Contact	Fletcher Like
Email	fllike@hawaii.edu
Office	(808) 956-4480
Cell	(503) 709-3786
Director of Media Relations	Derek Inouchi
Email	inouchi@hawaii.edu
Cell	(808) 954-0234

LAST THREE GAMES

Friday, Feb. 21				Saturday, Feb 22				Sunday, Feb. 23			
Davenport scattered 10 hits in 7.1 IP to keep 4-0 lead.				Early runs and bullpen held off Cougars surge.				Hawaii led 4-0 heading to the 8th inning but allowed two 3R innings.			
	R	H	E		R	H	E		R	H	E
WSU	2	11	3	WSU	3	10	1	WSU	6	4	2
Hawai'i	4	3	2	Hawai'i	4	9	1	Hawai'i	5	11	0

BROADCAST INFORMATION

Game 1: ESPN Honolulu Radio | Scott Galetti (pxp)

Game 2: ESPN Honolulu Radio | Scott Galetti (pxp)

Game 3: ESPN Honolulu Radio | Scott Galetti (pxp)

ON THIS DAY IN HAWAII' I BASEBALL HISTORY

1981 - Series opener of the last time Hawaii and Vanderbilt met back in 1981. Hawaii won the contest on a 10th inning walk-off 6-5. The Rainbow Warriors swept the five-game series, three of the games were seven innings.

MILESTONE WATCH

H NUMERICAL ROSTER

NO.	NAME	POS	B/T	HT	WT	YR	HOMETOWN	HIGH SCHOOL / PREV.	PRONUNCIATION
1	Scotty Scott	OF	L/R	5-10	165	So.	Cypress, Texas	Cypress Ranch	
2	Kole Kaler	INF	S/R	5-10	165	Fr.	Queen Creek, Ariz.	Queen Creek / South Mountain CC	KAY-ler
3	Tyler Best	INF	R/R	6-1	170	So.	Eagle, Idaho	Eagle	
4	Matt Wong	OF	R/R	6-2	200	Jr.	Millilani, O'ahu	Saint Louis / Coll. of So. Nevada	
5	Aaron Ujimori	INF	S/R	5-8	170	Fr.	Honolulu, O'ahu	'Iolani	Oo-gee-more-ee
6	Stone Miyao	INF	L/R	5-10	160	Fr.	Hilo, Hawai'i	Waiakea	ME-ow
7	Matt Campos	INF	R/R	5-10	185	R-Jr.	Waikale, O'ahu	'Iolani / San Francisco	
8	Dallas Duarte	C	R/R	5-8	165	So.	Kea'au, Hawai'i	Kamehameha-Hawai'i	Due-ART-eh
10	Alex Baeza	1B	L/L	6-4	230	R-Jr.	West Jordan, Utah	Jordan	BAY-zuh
12	Tai Atkins	LHP/OF	L/L	5-10	160	Fr.	Kohala, Hawai'i	Kamehameha-Hawai'i	
13	Li'i Pontes	RHP	R/R	5-11	175	So.	Millilani, O'ahu	Kamehameha-Kapalama	Lee-ee
15	Brennen Hancock	OF/1B	L/R	6-4	210	Sr.	Everett, Wash.	Cascade / Bellevue College	
17	Tyler Murray	C	R/R	6-0	215	R-Sr.	Huntington Beach, Calif.	Huntington Beach	
18	Adam Fogel	OF	R/R	6-5	205	R-Jr.	Palos Verdes, Calif.	Palos Verdes	
19	Carter Loewen	RHP	R/R	6-4	240	R-Jr.	Vancouver, BC, Canada	Yale Secondary	LOW-win
20	Dustin Demeter	INF	L/R	6-2	190	R-Jr.	Santa Barbara, Calif.	Dos Pueblos	Dem-eter
21	Daylen Calicdan	OF	R/R	5-10	175	R-Jr.	Hilo, Hawai'i	Kamehameha-Hawai'i	CUH-lick-DON
22	Bubba Akana	INF	R/R	6-2	195	Fr.	Honolulu, O'ahu	St. Francis	Uh-CAH-nuh
23	Jeremy Wu-Yelland	LHP	L/L	6-2	210	Jr.	Spokane, Wash.	Central Valley	
24	Aaron Davenport	RHP	R/R	6-0	180	So.	Duvall, Wash.	Cedarcrest	
26	Vince Reilly	RHP/OF	R/R	5-10	150	Fr.	Moorpark, Calif.	Thousand Oaks	
27	Brandon Ross	LHP	L/L	6-0	175	Jr.	Murrieta, Calif.	Vista Murrieta / Riverside CC	
28	Kevin Taylor	UTL	R/R	5-7	140	Fr.	Thousand Oaks, Calif.	Westlake	
29	Trevor Ichimura	RHP	R/R	6-0	185	So.	Honolulu, O'ahu	'Iolani / Washington State	Itch-ee-mur-uh
30	Naighel Calderon	OF	R/R	5-10	165	Fr.	Lanai City, Lanai	Lanai	Nigel
31	Blake Hiraki	C	R/R	5-11	180	Fr.	Millilani, O'ahu	'Iolani	Her-awk-ee
32	Lincoln Orellana	OF	L/L	6-4	195	Fr.	Wilton, Calif.	Sheldon	Or-ree-yana
33	Nick Miller	LHP	L/L	6-0	160	So.	Issaquah, Wash.	O'Dea / Bellevue College	
36	Tyler Dyball	RHP	R/R	6-2	190	R-Fr.	Honolulu, O'ahu	Kaiser	DIE-ball
37	Ryder Kuhns	1B	R/R	6-2	200	R-Sr.	Kailua, O'ahu	Saint Louis / CSUN	Coons
38	Cade Smith	RHP	R/R	6-5	225	Jr.	Vancouver, BC, Canada	Mennonite Educational Institute	
40	Cade Halemanu	RHP	R/R	6-4	215	So.	Pearl City, O'ahu	Pearl City	Hall-eh-mah-new
42	Buddie Pindel	RHP	R/R	6-2	200	Jr.	Las Vegas, Nev.	Silverado / College of Southern Nevada	PIN-dell
44	Logan Pouelsen	RHP/INF	L/R	6-2	242	Sr.	Huntington Beach, Calif.	Huntington Beach	Pool-sin
45	Calvin Turchin	RHP	R/R	6-4	225	Jr.	Federal Way, Wash.	Federal Way / Bellevue College	

HOME STATE

Hawai'i	15
O'ahu	10
Hawai'i.....	4
Lanai.....	1
California	8
Washington.....	4
British Columbia, Canada.....	2
Arizona	1
Idaho	1
Nevada.....	1
Texas.....	1
Utah.....	1

COACHING STAFF

Head Coach	MIKE TRAPASSO	19th	Oklahoma State (1987)
Assistant Coach	MIKE BROWN	3rd	Kentucky (2008)
Assistant Coach	CARL FRATICELLI	10th	St. Mary's (1984)
Volunteer Assistant	PI'IKEA (PK) KITAMURA	2nd	Hawai'i (2016)

CLASS BREAKDOWN

Freshmen.....	11
Sophomores	8
Juniors.....	13
Seniors.....	4

ROSTER BREAKDOWN

Letterwinners Returning/Lost.....	20 / 12
Positional Starters Returning/Lost.....	7 / 2
Starting Pitchers Returning/Lost.....	3 / 0
Newcomers (Freshmen/Transfers).....	17 (10 / 7)

POSITIONAL BREAKDOWN

PITCHERS (15)

RIGHT-HANDED (10)

No.	Name	Yr.
13	Li'i Pontes	So.
19	Carter Loewen	R-Jr.
24	Aaron Davenport	So.
26	Vince Reilly	Fr.
29	Trevor Ichimura	So.
36	Tyler Dyball	R-Fr.
38	Cade Smith	Jr.
40	Cade Halemanu	So.
42	Buddie Pindel	Jr.
44	Logan Pouelsen*	Sr.
45	Calvin Turchin	Jr.

LEFT-HANDED (5)

No.	Name	Yr.
12	Tai Atkins*	Fr.
23	Jeremy Wu-Yelland	Jr.
27	Brandon Ross	Jr.
33	Nick Miller	So.

*=pitcher/position player

CATCHERS (4)

No.	Name	Yr.
8	Dallas Duarte	So.
17	Tyler Murray	R-Sr.
31	Blake Hiraki	Fr.

INFIELTERS (8)

No.	Name	Yr.
2	Kole Kaler	Jr.
3	Tyler Best	So.
5	Aaron Ujimori	Fr.
6	Stone Miyao	Fr.
7	Matt Campos	R-Jr.
10	Alex Baeza	R-Jr.
22	Bubba Akana	Fr.
37	Ryder Kuhns	R-Sr.


OUTFIELDERS (7)

No.	Name	Yr.
1	Scotty Scott	So.
4	Matt Wong	Jr.
15	Brennen Hancock	Sr.
18	Adam Fogel	R-Jr.
21	Daylen Calicdan	R-Jr.
30	Naighel Calderon	Fr.
32	Lincoln Orellana	Fr.

UTILITY (1)

No.	Name	Yr.
28	Kevin Taylor	Fr.

BROADCAST PHOTO ROSTER



**SCOTTY
SCOTT**

OF • L/R • 5-10 • So.
Cypress, Texas



**KOLE
KALER**

INF • S/R • 5-10 • Fr.
Queen Creek, Ariz.



**TYLER
BEST**

INF • R/R • 6-1 • So.
Eagle, Idaho



**MATT
WONG**

OF • R/R • 6-2 • Jr.
Mililani, O'ahu



**AARON
UJIMORI**

UTL • S/R • 5-8 • Fr.
Honolulu, O'ahu



**STONE
MIYAO**

INF • L/R • 5-10 • Fr.
Hilo, Hawai'i




**MATT
CAMPOS**

INF • R/R • 5-11 • R-Jr.
Waikale, O'ahu



**DALLAS
DUARTE**

C • R/R • 5-8 • So.
Kea'au, Hawai'i



**ALEX
BAEZA**

1B • L/L • 6-4 • R-Jr.
West Jordan, Utah



**TAI
ATKINS**

LHP/OF • L/L • 5-10 • Fr.
Kohala, Hawai'i




**LI'I
PONTES**

RHP • R/R • 5-11 • So.
Mililani, O'ahu



**BRENNAN
HANCOCK**

OF/1B • L/R • 6-4 • Sr.
Everett, Wash.



**TYLER
MURRAY**

C • R/R • 6-0 • R-Sr.
Huntington Beach, Calif.



**ADAM
FOGEL**

OF • R/R • 6-5 • R-Jr.
Palos Verdes, Calif.



**CARTER
LOEWEN**

RHP • R/R • 6-4 • R-Jr.
Vancouver, BC, Canada



**DUSTIN
DETMER**

INF • L/R • 6-2 • R-Jr.
Santa Barbara, Calif.



**DAYLEN
CALICDAN**

OF • R/R • 5-10 • R-Jr.
Hilo, Hawai'i



**BUBBA
AKANA**

INF • R/R • 6-2 • Fr.
Honolulu, O'ahu



**JEREMY
WU-YELLAND**

LHP • L/L • 6-2 • Jr.
Spokane, Wash.



**AARON
DAVENPORT**

RHP • R/R • 6-0 • So.
Duvall, Wash.



**VINCE
REILLY**

RHP/OF • R/R • 5-10 • Fr.
Moorpark, Calif.



**BRANDON
ROSS**

LHP • L/L • 6-0 • Jr.
Murrieta, Calif.



**KEVIN
TAYLOR**

UTL • R/R • 5-7 • Fr.
Thousand Oaks, Calif.



**TREVOR
ICHIMURA**

RHP • R/R • 6-0 • So.
Honolulu, O'ahu



**NAIGHEL
CALDERON**

OF • R/R • 5-10 • Fr.
Lanai City, Lanai



**BLAKE
HIRAKI**

C • R/R • 5-11 • Fr.
Mililani, O'ahu



**LINCOLN
ORELLANA**

OF • L/L • 6-4 • Fr.
Wilton, Calif.



**NICK
MILLER**

LHP • L/L • 6-0 • So.
Issaquah, Wash.



**TYLER
DYBALL**

RHP • R/R • 6-2 • R-Fr.
Honolulu, O'ahu



**RYDER
KUHN**

1B • R/R • 6-2 • R-Sr.
Kailua, O'ahu



**CADE
SMITH**

RHP • R/R • 6-5 • Jr.
Vancouver, BC, Canada



**CADE
HALEMANU**

RHP • R/R • 6-4 • So.
Pearl City, O'ahu



**BUDDIE
PINDEL**

RHP • R/R • 6-2 • Jr.
Las Vegas, Nev.



**LOGAN
POUELSEN**

RHP/INF • L/R • 6-2 • Sr.
Huntington Beach, Calif.



**CALVIN
TURCHIN**

RHP • R/R • 6-4 • Jr.
Federal Way, Wash.



**MIKE
TRAPASSO**

Head Coach
19th Season



**MIKE
BROWN**

Assistant Coach
2nd Season



**CARL
FRATICELLI**

Assistant Coach
10th Season



**PI'IKEA
KITAMURA**

Volunteer Assistant
2nd Season

HOMEGROWN TALENT

Head coach Mike Trapasso has built a strong contingent of talent from the Hawaiian islands, and brought in some of the top names from the 2019 class, including a Player of the Year honoree. In total, 15 of the teams' 35 roster spots are Hawai'i high school graduates, 10 of which are from O'ahu.

NAME	HOMETOWN (HIGH SCHOOL)	YEAR	POS.
Bubba Akana^	Honolulu, O'ahu (St. Francis)	Fr.	INF
Tai Atkins*^	Kohala, Hawai'i (KS-Hawai'i)	Fr.	LHP/OF
Naighel Calderon^	Lanai City, Lanai (Lanai)	Fr.	OF
Daylen Callicdan	Hilo, Hawai'i (KS-Hawai'i)	RS-Jr.	OF
Matt Campos	Waikale, O'ahu ('Iolani)	Jr.	INF
Dallas Duarte	Ke'eu, Hawai'i (KS-Hawai'i)	So.	C
Tyler Dyball	Honolulu, O'ahu (Kaiser)	Fr.	RHP
Cade Halemanu	Pearl City, O'ahu (Pearl City)	So.	RHP
Blake Hiraki	Mililani, O'ahu ('Iolani)	Fr.	C
Trevor Ichimura	Honolulu, O'ahu ('Iolani)	So.	RHP
Ryder Kuhns	Honolulu, O'ahu (Saint Louis)	RS-Jr.	1B
Stone Miyao^	Hilo, Hawai'i (Hilo)	Fr.	INF
Li'i Pontes	Mililani, O'ahu (KS-Kapalama)	So.	RHP
Aaron Ujimori^	Honolulu, O'ahu ('Iolani)	Fr.	INF
Matt Wong	Mililani, O'ahu (Saint Louis)	Jr.	OF

* denotes 2019 Player of the Year

^ denotes 2019 all-state honoree

TALENT FROM THE START

Since the turn of the century, 11 Rainbows have earned Freshman All-American honors. Sophomore Scotty Scott became the first since 2017 when the Bows had two Freshmen All-America selections (Adam Fogel and Dylan Thomas).

FRESHMEN ALL-AMERICANS (2000s)

YEAR	NAME	POS.	PUBLICATION
2019	Scotty Scott	OF	Collegiate Baseball
2017	Adam Fogel	OF	Collegiate Baseball
2017	Dylan Thomas	RHP	Collegiate Baseball
2009	Kolten Wong \$	INF	Baseball America, Rivals.com, Louisville Slugger, NCBWA, Ping!
2009	Matt Sisto	RHP	Ping!
2008	Greg Garcia*	INF	Ping!
2007	Vinnie Catricala	DH	Louisville Slugger, Ping!
2005	Joe Spiers	SS	Louisville Slugger
2003	Matt Inouye	OF/C	Louisville Slugger
2003	Isaac Omura	INF	Louisville Slugger
2001	Cortland Wilson	INF	Louisville Slugger

* denotes MLB career

^ denotes All-American selection as non-freshman

\$ denotes both

SMALL BALL MANUFACTURING RUNS

Hawai'i ranks first in the country in both sacrifice flies and sacrifice bunts and is one of only two schools that ranks in the top ten in both (Oklahoma State).

Sacrifice Bunts		
RANK	SCHOOL	TOT
1	Hawai'i	14
2	Jacksonville	10
3	Mercer	9
3	Georgia	9
3	Indiana St.	9
Sacrifice Flies		
RANK	SCHOOL	TOT
1	Hawai'i	10
1	Purdue	10
3	Auburn	9
3	McNeese	9
5	three tied at	8

BETTER TOGETHER

With 20 returners from 2019 roster, the 2020 lineup looks primed to continue on an upward trajectory. The Rainbows return more than 60 percent of all of their offensive production and over 65 percent of the innings pitched and strikeouts from 2019.

RETURNING STATS			
CATEGORY	2019 TOTAL	RETURNING	PERCENTAGE
Hits	452	322	.712
Home runs	18	11	.611
RBIs	231	145	.627
At-bats	1689	1174	.695
Innings pitched	442	298.1	.675
Strikeouts	360	250	.694

BUILT FOR SUCCESS

For 35 years, Hawai'i baseball has been a staple of the Hawaiian culture. Rainbow baseball and Les Murakami Stadium were built for that longing of the game. With a capacity over 4,000 seats, The Les, is the third-largest on-campus baseball stadium west of Texas.

BIGGEST BALLPARKS (on campus, west of Texas)			
TEAM	BALLPARK	CAPACITY	OPENED
Fresno State	Bob Bennett Stadium	5,747	1966
Utah Valley	UCCU Ballpark	5,000	2005
Hawai'i	Les Murakami Stadium	4,312	1984
Grand Canyon	GCU Ballpark	4,000	2018
Stanford	Sunken Diamond	4,000	1931

Les Murakami stadium is the largest stadium in the Big West and is larger than all eight of the 11 Pac-12 facilities.

BUILD IT AND THEY WILL COME

Les Murakami Stadium ranked third in the west for average attendance in 2019 with an average of 2,735 fans attending each home game. Only Oregon State and Arizona State ranked higher. Hawai'i had the second-highest attendance at on-campus stadiums in the west if you exclude Arizona State's off-campus stadium.

2019 AVERAGE ATTENDANCE (West Coast schools)

SCHOOL	STADIUM	AVG. ATTENDANCE
Oregon State	Goss Stadium	3,666
Arizona State	Phoenix Municipal Stadium	2,920
Hawai'i	Les Murakami Stadium	2,735
Arizona	Hi Corbett Field	2,544
Utah	Smith's Ballpark	1,834

BOWS IN THE PROS

Hawaii has been a hot-bed for MLB players on active rosters both as Rainbow Warriors and in the Big West Conference. Currently, UH has the second-most alumni on MLB active rosters among Big West teams, only behind Cal State Fullerton.

BIG WEST SCHOOLS REPRESENTED ON MLB ACTIVE ROSTERS

SCHOOL	NO.	PLAYERS
Cal State Fullerton	10	Justin Turner, Khris Davis, Kurt Suzuki, Michael Lorenzen, Chris Devenski, Matt Chapman, Noe Ramirez, J.D. Davis, Chad Wallach, D.J. Peters
Hawaii	4	Kolten Wong, Josh Rojas, David Freitas, Greg Garcia
Long Beach State	3	Evan Longoria, Bryan Shaw, Nick Vincent
UC Riverside	3	Joe Kelly, Matt Andriese, Rob Brantly

There are currently 10 former Bows in MLB organizations at the start of the college season, playing for seven different organizations.

2019 BIG WEST RECOGNITION

The Rainbows return two of their five Big West postseason award winners. Honorable Mention infielder Alex Baeza returns to play first in 2020 along with Freshman Player of the Year, Scotty Scott. Scott joined 2009 WAC Player of the Year, Kolten Wong, as the only Rainbows to win conference POY awards in the last 10 years.

Two of the other five Big West postseason award honorees were drafted to play professional baseball after their Hawai'i careers ended. Junior Dylan Thomas was selected by the Minnesota Twins in the 13th Round while senior infielder Maaki Yamazaki waited until October to hear his name called in the Nippon Professional Baseball Draft by the Rakuten Eagles.

BIG WEST RECOGNITION

NAME	BIG WEST TEAM	POS.	YEAR
Alex Baeza	Honorable Mention	1B	RS-Jr.
Scotty Scott	Freshman of the Year, HM	OF	So.

NAME	BIG WEST TEAM	POS.	REASON
Ethan Lopez	Second Team	INF	Grad.
Dylan Thomas	Second Team	RHP	Draft
Maaki Yamazaki	First Team	INF	Grad./Draft

THE BIG WEST IS GETTING BIGGER

The Big West will grow from nine institutions to 11 in the 2020-21 athletic year with the addition of two California schools. On the Rainbows 2020 schedule is future Big West member CSU Bakersfield who is leaving Hawai'i's former conference, the Western Athletic Conference, to join the Big West. Also joining the Big West as a full member is UC San Diego. The Tritons already compete in the Big West in select sports but will be full members when they make the jump from the D-II ranks to D-I.



Hawai'i and CSU Bakersfield has a short history, playing five times in the last two years. The Roadrunners have won four of the five all-time meetings. The Rainbows will visit Bakersfield for the second time ever on April 17.

Hawai'i and UC San Diego have never played each other.

BOWS PICKED SIXTH

Coaches of the Big West picked Hawaii to finish sixth in the conference after finishing seventh in 2019 with an 8-16 record.

BIG WEST PRESEASON COACHES POLL

PLACE	TEAM (FIRST PLACE VOTES)	POINTS
1	Cal State Fullerton (3)	68
T-2	Cal Poly (2)	61
T-2	Long Beach State (2)	61
4	UC Santa Barbara (1)	55
5	UC Irvine (1)	47
6	Hawai'i	46
7	CSUN	32
8	UC Riverside	18
9	UC Davis	17

Hawai'i finished tied for seventh in 2019 with two other teams but returns a hefty amount of starts and hits from last year's squad. The experienced Rainbow Warriors had one point less than UC Irvine who received a first place vote in the preseason coaches poll.

Hawai'i was picked to finish fifth by D1Baseball in their Big West Conference preseason poll.

HEALTHY AGAIN

The Rainbow Warriors were without the production of Dustin Demeter and Adam Fogel in 2019 due to injuries.

Fogel got injured after playing in the first 10 games of 2019. The outfielder had put together four multi-hit games in 2019 before missing the rest of the year, including a two-home run game against Portland in the season-opening series.

Demeter missed all of 2019 with an injury and looks to be a staple in the infield in 2020 after rehab. Over two full seasons of work, Demeter has put together 30 multi-hit games and 10 multi-RBI games for Hawai'i.

NDA TO POY

After 40 rounds of the MLB First-Year Player Draft, Hawai'i-alum Jackson Rees did not hear his name called. But Rees has been pitching superbly, earning MiLB Relief Pitcher of the Year in 2019.

For Hawai'i, he pitcher had posted a career-3.99 ERA with 96 strikeouts in 29 appearances, with a 1.39 strikeout-walk ratio and 5.38 SO/9IP ratio.



The Toronto Blue Jays took a chance on Rees with a minor league contract in June of 2018. The Blue Jays, and Rees, are liking the way the deal has turned out. In 2019, Rees posted a 0.73 ERA, struckout batters at a gaudy rate of 12.98 SO/9IP and allowed just five earned runs over two minor league levels in 2019.

MAJOR LEAGUE DEBUT

A 26th round selection in the 2017 MLB Draft, former infielder, Josh Rojas made huge strides in the minors and was a piece of the Zack Grienke trade that sent the pitcher to the Houston via Arizona.

In his first three games, Rojas collected four hits, an RBI and one double. Rojas finished his 2019 campaign with a .217 average two home runs and seven doubles in 41 games played, 33 of which came in left field.



The former-Bow will be a rookie this year. Rojas hit a game-tying home run, his first-career in the majors, against the Los Angeles Dodgers at home in Arizona.

GOLDEN ALUMNI

Selected in the 22nd Round in 2011, Kolten Wong had big expectations placed on him by the city of St. Louis. Wong delivered in 2019, winning his first Gold Glove and winning MLB's Defensive Player of the Year at the second base position. Wong committed just nine errors in 2019 during 134 regular season games and was a part of 103 double plays over the year.



"It's amazing to me. I just wanted a chance to play every day," Wong said after the Cardinals won the National League Central. "I'm not going to be the hero every day but I'm going to bring something to the table every day and Shildt believed in that and gave me the opportunity."

Wong posted career highs in average, and slugging in 2019 with 11 home runs and 59 RBI. Wong also stole 24 bases and earned 47 walks (also a career high).

FAVORITE TO COVER IN THE 2010'S

D1Baseball's Eric Sorenson said sophomore outfielder Scotty Scott was one of his three favorite players to cover in the past decade.

Scott finished his freshman season as a Collegiate Baseball Newspaper Freshman All-American after hitting .291 with 10 extra-base hits and six stolen bases.



Sorenson also said that his wish in the 2020 decade is for Hawaii to host a regional and super regional.

BIG ISLAND BOWS

From Hawaii to Hawai'i, four Big Island-natives have found their homes on the University of Hawai'i at Manoa baseball team. Redshirt junior Daylen Calicdan is the longest tenured Big Island transplant on the roster, with sophomore Dallas Duarte anchoring the experienced Big Island connection to the Rainbow Warriors.

Freshmen Tai Atkins and Stone Miyao were highly-touted recruits, both being named to the All-State team as prep stars. Atkins was named Player of the Year by two different publications (Star-Advertiser and ScoringLive).

Calicdan, Duarte and Atkins have another strong connection, as all three played together at Kamehameha-Hawai'i together. Together the three won the 2016 state championship.

CAPE COD LEAGUE EXPOSURE

Junior Jeremy Wu-Yelland made the furthest trip this summer of all collegiate baseball players in order to play summer baseball. Wu-Yelland took the 5,145-mile trek from Honolulu to Chatham, Mass., to compete in the most prestigious and talent-laden collegiate summer baseball league in the nation.

The left-handed pitcher threw in 10 games for the Anglers, starting one contest, and finished with 25.2 innings pitched and a 3.15 ERA. The Washington native recorded 26 strikeouts and went five straight games in the middle of the summer without allowing a run.



With the exclusion of his first outing for Chatham, Wu-Yelland posted a 1.50 ERA over his final nine appearances and was recently named a player to watch of possible sleeper picks in the 2020 MLB Draft by D1Baseball.



AROUND THE BIG WEST

BIG WEST PLAYERS OF THE WEEK

Feb. 18	(Player)..... Zach Lew (Cal State Fullerton)
	(Pitcher)..... Alfredo Ruiz (Long Beach State)
Feb. 25	(Player)..... Jayson Newman (CSUN)
	(Pitcher)..... Drew Thrope (Cal Poly)
March 4	(Player)..... --
	(Pitcher)..... --
March 11	(Player)..... --
	(Pitcher)..... --
March 18	(Player)..... --
	(Pitcher)..... --
March 25	(Player)..... --
	(Pitcher)..... --
April 1	(Player)..... --
	(Pitcher)..... --
April 8	(Player)..... --
	(Pitcher)..... --
April 15	(Player)..... --
	(Pitcher)..... --
April 22	(Player)..... --
	(Pitcher)..... --
April 29	(Player)..... --
	(Pitcher)..... --
May 6	(Player)..... --
	(Pitcher)..... --
May 13	(Player)..... --
	(Pitcher)..... --
May 20	(Player)..... --
	(Pitcher)..... --

PAST CHAMPIONS (SINCE JOINING BIG WEST)

Year	Regular Season
2019	UC Riverside
2018	Cal State Fullerton
2017	Long Beach State
2016	Cal State Fullerton
2015	Cal State Fullerton
2014	Cal Poly
2013	Cal State Fullerton

CONFERENCE STANDINGS

SCHOOL	CONFERENCE			OVERALL		H	A	N	STRK	SOS
	W-L	PCT	GB	W-L	PCT					
CSUN	0-0	--	--	7-0	1.00	4-0	2-0	1-0	W7	--
Long Beach State	0-0	--	--	5-2	.714	5-2	0-0	0-0	W3	--
UC Santa Barbara	0-0	--	--	5-2	.714	3-1	2-1	0-0	L1	--
Hawai'i	0-0	--	--	7-3	.700	7-3	0-0	0-0	L1	--
UC Davis	0-0	--	--	5-3	.625	5-2	0-1	0-0	W2	--
UC Irvine	0-0	--	--	4-3	.571	3-0	1-3	0-0	W3	--
Cal State Fullerton	0-0	--	--	3-4	.429	1-2	2-2	0-0	L1	--
Cal Poly	0-0	--	--	3-5	.375	1-4	0-0	2-1	L1	--
UC Riverside	0-0	--	--	1-5	.167	0-1	1-4	0-0	L1	--

INDIVIDUAL LEADERBOARDS | OVERALL STATS

BATTING AVERAGE

1. Jake Palmer, UC Irvine	.462
2. Jayson Newman, CSUN	.440
2. Kole Kaler, Hawaii	.417
4. Spencer Gedestad, UC Davis	.407
5. Marcos Castanon, UCSB	.393

SLUGGING PERCENTAGE

1. Marcos Castanon, UCSB	.714
2. Kole Kaler, Hawaii	.694
3. Jayson Newman, CSUN	.680
4. Dustin Demeter, Hawaii	.633
5. Jake Palmer, UC Irvine	.577

ON- BASE PERCENTAGE

1. Jake Palmer, UC Irvine	.559
2. Bradlee Beesley, Cal Poly	.488
3. Kole Kaler, Hawaii	.476
3. Scotty Scott, Hawaii	.472
5. Zach Lew, Cal State Fullerton	.457

HITS

1. Kole Kaler, Hawaii	15
2. Bradlee Beesley, Cal Poly	12
Myles Emmerson, Cal Poly	12
Jake Palmer, UC Irvine	12
5. six tied at	11

RUNS BATTED IN

1. Dustin Demeter, Hawaii	10
2. Kole Kaler, Hawaii	8
2. J Newman, CSUN	8
4. T Samuelson, Cal Poly	5
4. Matt Wong, Hawaii	5

DOUBLES

1. Kole Kaler, Hawaii	4
Matt Wong, Hawaii	4
Calvin Estrada, Long Beach State	4
4. seven tied at	3
5.	

HOME RUNS

1. Marcos Castanon, UCSB	3
2. Dustin Demeter, Hawaii	2
Blake Doremus, CSUN	2
4. 16 tied at	1
5.	

STOLEN BASES

1. Scotty Scott, Hawaii	3
2. 10 tied at	2
2.	
4.	
5.	

EARNED RUN AVERAGE

1. Brandon Ross, Hawaii	0.00
Alfredo Ruiz, Long Beach State	0.00
3. Michael McGreevy, UCSB	0.61
4. Zachary Torra, UCSB	0.75
5. Andrew Alvarez, Cal Poly	0.84

STRIKEOUTS

1. Taylor Dollard, Cal Poly	22
2. Zachary Torra, UCSB	20
3. Logan Poulsen, Hawaii	19
Drew Thorpe, Cal Poly	19
5. Tanner Bibee, Cal State Fullerton	18

OPPONENT BATTING AVERAGE

1. Trenton Denholm, UC Irvine	.073
2. Alfredo Ruiz, Long Beach State	.089
3. Brandon Ross, Hawaii	.094
4. Peter Van Loon, UC Irvine	.121
5. Zachary Torra, UCSB	.128

WINS

1. Aaron Davenport	2
Blake Sodersten, CSUN	2
Alfredo Ruiz, Long Beach State	2
Dwayne Angebrandt, CSUN	2
5. 31 tied at	1

TEAM LEADERBOARDS | OVERALL STATS

BATTING AVERAGE

1. UC Davis	.295
2. UC Irvine	.291
3. CSUN	.289
4. Hawaii	.261
5. UC Santa Barbara	.260
6. Long Beach State	.250
7. Cal Poly	.247
8. Cal State Fullerton	.226
9. UC Riverside	.174

SLUGGING PERCENTAGE

1. CSUN	.421
2. UC Irvine	.389
3. Hawaii	.385
4. UC Davis	.378
5. UC Santa Barbara	.374
6. Long Beach State	.318
7. Cal Poly	.308
8. Cal State Fullerton	.262
9. UC Riverside	.241

RUNS SCORED

1. Hawaii	56
2. CSUN	46
3. UC Irvine	45
4. Cal Poly	40
UC Santa Barbara	40
6. UC Davis	36
7. Long Beach State	32
8. Cal State Fullerton	29
9. UC Riverside	12

HOME RUNS

1. CSUN	6
2. UC Santa Barbara	4
3. UC Irvine	3
UC Riverside	3
5. Hawaii	2
Cal Poly	2
7. Long Beach State	1
8.	
9.	

STOLEN BASES

1. Hawaii	8
UC Davis	8
3. Cal State Fullerton	7
4. Long Beach State	6
UC Santa Barbara	6
6. UC Riverside	5
UC Irvine	5
CSUN	5
9. Cal Poly	3

ON-BASE PERCENTAGE

1. UC Irvine	.396
2. CSUN	.379
3. UC Davis	.372
4. Hawaii	.353
5. Long Beach State	.341
6. Cal Poly	.337
7. UC Santa Barbara	.322
8. Cal State Fullerton	.309
9. UC Riverside	.231

EARNED RUN AVERAGE

1. Long Beach State	1.75
2. CSUN	2.00
3. Cal State Fullerton	2.63
4. UC Santa Barbara	2.81
5. Hawaii	3.20
6. Cal Poly	3.27
7. UC Irvine	4.65
8. UC Davis	5.07
9. UC Riverside	6.12

STRIKEOUTS

1. Cal Poly	94
2. Hawaii	92
3. UC Santa Barbara	81
4. Long Beach State	71
5. UC Irvine	63
6. UC Davis	61
7. Cal State Fullerton	59
8. CSUN	53
9. UC Riverside	36

H RECORD WHEN...

BY BATTING ORDER

Player	1	2	3	4	5	6	7	8	9
Akana									0-1
Atkins									
Baeza				1-0	1-2	3-1			
Best	1-1								3-2
Calderon									
Calicdan					3-0	0-1	1-0		
Campos					1-0			0-1	1-0
Demeter			5-2	2-1					
Duarte						1-1	2-1	1-0	
Fogel			2-1	3-1		1-0			
Hancock				1-0		1-0			
Hiraki									
Kaler		7-3							
Kuhns				0-1					
Miyao						1-0	1-1	1-0	2-0
Murray							2-1	1-0	
Orellana									
Pouelsen									
Reilly									
Scott	6-2								
Ujimori								1-0	
Wong					2-1		1-0	3-2	1-0

MULTI-HIT GAMES

Player	2	3	4+	S	C
Akana					
Atkins					
Baeza	3			3	20
Best	2				11
Calderon					
Calicdan	1			1	19
Campos	1			1	1
Demeter	2			2	32
Duarte					9
Fogel		1			31
Hancock					7
Hiraki					
Kaler	2	2		4	4
Kuhns					
Miyao					
Murray					11
Orellana					
Pouelsen					10
Reilly					
Scott	2	1		3	20
Ujimori					
Wong	1			1	1

MULTI-RBI GAMES

Player	2	3	4+	S	C
Akana					
Atkins					
Baeza		1		1	9
Best	1			1	6
Calderon					
Calicdan					3
Campos					
Demeter	3	1		4	14
Duarte					4
Fogel	1			1	18
Hancock					1
Hiraki					
Kaler	1	1	1	3	3
Kuhns					
Miyao					
Murray					3
Orellana					
Pouelsen					8
Reilly					
Scott					4
Ujimori					
Wong	2			2	2

BY POSITION

Player	C	1B	2B	3B	SS	LF	CF	RF	DH
Akana			0-1						
Atkins									
Baeza		5-3							
Best						1-1		3-2	
Calderon									
Calicdan						4-1			
Campos		1-0	1-1						
Demeter				7-3					
Duarte	4-2								
Fogel								7-2	
Hancock		1-0						1-0	
Hiraki									
Kaler				7-3					
Kuhns								0-1	
Miyao			5-1						
Murray	3-1								
Orellana									
Pouelsen									
Reilly									
Scott						2-1		4-1	
Ujimori			1-0						
Wong							7-3		

HIT STREAKS

Player	Current	S	C
Akana			
Atkins			
Baeza		4	7
Best	2	3	3
Calderon		1	1
Calicdan	5	2	8
Campos		1	1
Demeter	2	3	9
Duarte		2	8
Fogel		1	12
Hancock			7
Hiraki			
Kaler	9	9	9
Kuhns	1	1	1
Miyao	3	3	3
Murray			4
Orellana			
Pouelsen	2		5
Reilly			0
Scott	2	4	7
Ujimori			
Wong	2	3	3

S Season C Career

RECORD WHEN

vs. Left-handed starter.....	3-2
vs. Right-handed starter.....	4-1
Extra innings	--
Shutouts.....	1-0
Rubber matches	--
Scoring first.....	6-2
0-2 runs	0-2
3-5 runs	3-1
6-9 runs	2-0
10+ runs	2-0
in first inning	6-1
Opponent scores first.....	1-1
0-2 runs	3-0
3-5 runs	4-1
6-9 runs	0-2
10+ runs	--
in first inning	1-1
1-run games	2-1
2-run games	2-1
5+ run games	3-0
After six innings:	

Lead	6-2	Trail	0-1	Tied	1-0
------------	-----	-------------	-----	------------	-----

After seven innings:

Lead	6-1	Trail	1-1	Tied	0-1
------------	-----	-------------	-----	------------	-----

After eight innings:

Lead	6-1	Trail	1-2	Tied	0-0
------------	-----	-------------	-----	------------	-----

Did not hit a home run.....	5-3
Hit 1 home run	2-0
Hit multiple home runs	--
Did not allow a home run.....	5-2
Allowed 1 home run	2-0
Allowed multiple home runs.....	0-1
Made no errors	5-1
1 error	1-2
2 errors	1-0
3+ errors	--
Opponent made no errors.....	0-0
1 error	3-3
2 errors	2-0
3+ errors	2-0
More hits than opponent	3-1
Less hits than opponent	3-2
Equal hits as opponent	1-0
Starter throws 5.0+ IP.....	3-2
Starter throws less than 5.0 IP.....	4-1
Walks 0-3	6-2
Walks 4+	1-1
Bullpen allows runs.....	2-2
Bullpen allows no runs.....	5-1
Score in 1 inning.....	0-2
Score in 2 innings.....	0-0
Score in 3 innings.....	5-0
Score in 4+ innings.....	2-1
Opponent scores in 1 inning.....	3-0
Score in 2 innings.....	2-2
Score in 3 innings.....	1-1
Score in 4+ innings.....	--

DATE AND TIME

February 7-3		March --		April --		May --	
S 1-1	M 1-0	T --	W --	T 0-1	F 3-1	S 2-0	
Before 3:00 4-1		3:00 - 4:59 --		5:00 - 6:59 3-2		7:00 or later --	

NOTABLES

LAST TIME AT BAT WINS

#	DATE	OPPONENT	INN.	PLAY
1	2/7	Hawai'i-Hilo	9th	Demeter HR to LF

SHUTOUTS

#	DATE	OPPONENT	PITCHER(S)
1	2/17	NDSU	Ross, Pontes, Reilly, Dyball

BY MONTH

BATTING

Month	Avg	G	AB	R	H	2B	3B	HR	RBI	TB	SLG%	BB	HBP	SO	GDP	OB%	SF	SH	SB	SBA
Feb.	.261	10	299	56	78	19	6	2	50	115	.385	39	9	66	5	.353	10	14	8	10
March																				
April																				
May																				
TOT	.261	10	299	56	78	19	6	2	50	115	.385	39	9	66	5	.353	10	14	8	10

PITCHING

MONTH-BY-MONTH

Month	ERA	W-L	G	CG	SHO	SV	IP	H	R	ER	BB	SO	2B	3B	HR	AVG	WP	HBP	BK
Feb.	3.20	7-3	10	0	1	3	90.0	81	33	32	19	92	10	0	4	.244	5	13	1
March																			
April																			
May																			
TOT	3.20	7-3	10	0	1	3	90.0	81	33	32	19	92	10	0	4	.244	5	13	1

STARTERS vs. BULLPEN

	ERA	W-L	G	IP	H	R	ER	BB	SO	AVG
Starters	3.60	3-1	10	50.0	45	21	20	12	51	.249
Bullpen	2.70	4-2	10	40.0	36	12	12	7	41	.238
TOT	3.20	7-3	10	90.0	81	33	32	19	92	.244

HAWAI'I IN THE POLLS

Week	BA	CB	USA	D1	PG	NCBWA
Pre	--	--	--	--	--	--
Feb. 18	--	--	--	--	--	--
Feb. 25	--	--	--	--	--	--
March 4	--	--	--	--	--	--
March 11	--	--	--	--	--	--
March 18	--	--	--	--	--	--
March 25	--	--	--	--	--	--
April 1	--	--	--	--	--	--
April 8	--	--	--	--	--	--
April 15	--	--	--	--	--	--
April 22	--	--	--	--	--	--
April 29	--	--	--	--	--	--
May 6	--	--	--	--	--	--
May 13	--	--	--	--	--	--

BA Baseball America
CB Collegiate Baseball Newspaper
USA USA Today Coaches Poll
D1 D1Baseball.com
PG Perfect Game
NCBWA National Collegiate Baseball Writers Assoc.

INNING-BY-INNING HIGHS

	1st	2nd	3rd	4th	5th	6th	7th	8th	9th
Opponent	3 2/20 vs WSU	2 2/8 vs UHH	3 2/20 vs WSU	3 2/16 vs NDSU	2 2/22 vs WSU		2 2/8 vs UHH	3 2/23 vs WSU	3 2/23 vs WSU
HAWAI'I	2 2/17 vs NDSU	5 2/16 vs NDSU	5 2/17 vs NDSU	4 2/15 vs NDSU	1 2/16 vs NDSU	5 2/16 vs NDSU	3 2/8 vs UHH		2 2/7 vs UHH

HOME RUN TICKER

LISTING

Date	Opponent	Batter (S/C)	Inn.	Type
2/7	Hawaii-Hilo	Demeter (1/6)	9th	2 run - RF
2/15	NDSU	Demeter (2/7)	1st	1 run - RF

NOTABLES

Multi-HR Games:	0
Walk-off home runs:	1 - D. Demeter vs. Hawai'i-Hilo - 9th inn
Grand slams:	0
Back-to-back:	0
First career:	0
Individual multi-HR:	0

BREAKDOWN

BY BATTING ORDER

1	2	3	4	5	6	7	8	9
		1	1					

BY POSITION

C	1B	2B	3B	SS	LF	CF	RF	DH
			2					

BY LOCATION

Home:	2
Road:	--
Neutral:	--



MIKE TRAPASSO

COLLEGE RECORD

YEAR	SCHOOL	RECORD
2002	Hawai'i	16-40
2003	Hawai'i	30-26
2004	Hawai'i	31-24
2005	Hawai'i	28-27
2006	Hawai'i	45-17
2007	Hawai'i	34-35
2008	Hawai'i	29-31
2009	Hawai'i	32-26
2010	Hawai'i	35-28
2011	Hawai'i	34-25
2012	Hawai'i	30-25
2013	Hawai'i	16-35
2014	Hawai'i	22-31
2015	Hawai'i	21-32
2016	Hawai'i	23-30
2017	Hawai'i	28-23
2018	Hawai'i	27-24
2019	Hawai'i	20-30
2020	Hawai'i	7-3

HC Record at Hawai'i	508-502
Overall HC Record	same

MILESTONES WINS

OVERALL CAREER

11/30/02vs. Florida State.....	W, 3-2
1004/29/05vs. Nevada.....	W, 7-6
2503/5/10vs. Citadel.....	W, 9-0
5004/30/19vs. California Baptist.....	W, 6-2

Mike Trapasso took over the University of Hawai'i baseball program in 2002. Trapasso has led his teams to winning records in 11 seasons. He has guided his teams to 30 or more wins in eight of his seasons and enters his 19th season in 2020 at Hawai'i with a 501-499 overall record.

In his time at Hawai'i, Trapasso has prepped 55 former Rainbows for professional baseball contracts with five current Hawai'i alumni in the Big Leagues as of 2019.

Under Trapasso's guidance, the 2017 UH pitching staff finished the season as the NCAA statistical leader in walks per game (2.25), while also ranking 22nd nationally in ERA (3.58) and 40th in strikeout-to-walk ratio (2.54).

In 2015, Coach Trapasso was inducted into the Greater St. Louis Baseball Hall of Fame (ABHOF). Trapasso was the only of the class to be inducted as both a player and a coach.

Prior to joining the Big West, Trapasso guided the 'Bows four consecutive 30-win seasons to close out their run in the WAC in 2012 with a 30-25 mark. In 2011, Coach Trapasso was named WAC Coach of the Year for the third time, as UH was named Regular Season Co-Champions for the first time since 1992 and earned the No. 1 seed in the WAC Tournament. The Rainbows advanced to the championship before falling to Fresno State, finishing the season with an overall record of 34-25.

The 2010 season saw the 'Bows advance to the NCAA West Regional in Tempe, Arizona for the first time since 2006. The team won its first WAC Tournament Championship since 1992 before falling to top-ranked Arizona State in the Regional championship. UH finished ranked #30 in the final Collegiate Baseball Top 30 Poll.

In 2009, the team started the season with one of the nation's toughest non-conference schedules, peaking at No. 20 in the Baseball America poll, while posting an RPI in the top 10. Hawai'i broke the single-season school home run record with 64 team homers, while Kolten Wong earned Freshman All-America honors by five different publications.

In 2008, shortstop Jonathan Hee earned the ABCA/Rawlings NCAA Division I Gold Glove Award at shortstop.

In 2006, Trapasso guided the team to a 45-17 record, going to its first NCAA Regional in 13 years. The team advanced to the regional final before falling to eventual national champion Oregon State. He pushed the team to a second-place finish in the WAC, losing the regular-season title by just half a game. He also guided UH to a 16-5 record on the road, posting the most road wins in UH history and the third-highest winning percentage.

Trapasso was named National Coach of the Year

by the National Baseball Foundation and was a finalist for the College Baseball Insider National Coach of the Year award. He also earned his second WAC Coach of the Year honor across a three-season stretch.

In 2003, Trapasso guided Hawai'i to the program's biggest turnaround to date, with a 14-win turnaround. The 2003 season is the second-largest turnaround in school history after the 2006 team won 17 more games than the 2005 team.

Trapasso became just the second full-time D-I head baseball coach at Hawai'i in 2001 after a successful seven-year run as an assistant coach at Georgia Tech. With the Yellow Jackets, he was awarded the top collegiate baseball assistant/recruiter in the country by Baseball America.

In seven years at Georgia Tech, Trapasso's recruiting classes ranked fourth, 18th, seventh, first, 14th, 11th and 12th by Collegiate Baseball.

In his first year there, he built a pitching staff virtually from the ground up, tutoring a freshman-dominated staff that earned 25 of Tech's 38 wins and helped to develop them into a unit that won 46 games in 1997, giving the Jackets their first of two ACC titles while he was there.


Trapasso started coaching as an assistant at Missouri where he had a three-year stint from 1989-91 including an appearance in the NCAA South Regional. After Mizzou, Trapasso spent three years at South Florida, helping them to a conference title in 1993, while his pitching staff posted the 19th-best ERA in the country.

The southpaw enjoyed a great collegiate career at Oklahoma State as one of the top pitchers from 1984-85. He was very instrumental in taking OSU to the College World Series in 1984 and '85. In 1984, Trapasso was the winning pitcher in the CWS opening game versus Maine, outdueling former major leaguer Billy Swift. The former Cowboy also led the Big Eight and was ranked fifth in the country with a 1.42 ERA in 1984.

Trapasso was a finalist for the Golden Spikes Award in 1982 and was a member of the 1983 Team USA. He spent two years at Jefferson Junior College before going to Oklahoma State, carrying a 6-2 record with a 2.45 ERA in 1982 and a 6-1 record with a 1.64 ERA in 1983.

Trapasso was selected four times in the Major League Baseball Draft after graduating from Mehlville High School between 1982 and '85, before signing with the Braves after his final year of college.

He and his wife Catherine have two sons, Michel and Matthew. Michel completed his undergraduate education at UH. Matthew is currently attending UH.



**MIKE BROWN
ASSISTANT**

Brown joined the staff in July of 2018 after coaching at Mississippi State, New Mexico State and Kentucky.

In 2018, as a part of the Bulldogs coaching staff, Mississippi St. made it the semifinal round of the College World Series, falling to the eventual National Champion, Oregon State. Brown, a significant piece of the offensive puzzle, saw the

Bulldogs rank in the top five of the SEC in runs scored, hits, RBIs, doubles, triples, total bases, total plate appearances, and at-bats.



**CARL FRATICELLI
ASSISTANT**

Fraticelli has been on the Hawai'i coaching staff since 2011 and serves as the hitting coach for the Rainbows.

Fraticelli has spent 20 years as a baseball coach in some capacity, most recently as the head coach of the Hawai'i Ali'i in the Hawai'i Collegiate Baseball League since 2006. He also was the head coach at Diablo Valley College and

Los Medanos College earlier in his coaching career and spent a year as an area scout for the Oakland Athletics.



**PI'IKEA KITAMURA
VOLUNTEER ASST.**

Former Rainbow Warrior infielder Pi'ikea (PK) Kitamura joined the coaching staff as a volunteer assistant in 2019.

During his four-year stint with UH from 2010-2013, Kitamura was a consistent ironman, playing in at least 50 games in each of his four seasons with the program. The Kane'ohe native made 223 starts in 225 games played.

After graduating in 2013, Kitamura played one season in the Oakland A's organization.



Les Murakami Stadium is named after the legendary UH baseball skipper Les Murakami. It is widely regarded as one of the finest collegiate ballparks in the nation. Originally known as Rainbow Stadium, LMS has had numerous renovations, mostly recently the addition of a brand new Daktronics state of the art video scoreboard over right centerfield. The stadium has also had its turf and seats replaced along with the stadium's roof and speakers.

The surface features polyethylene blades that resemble blades of grass. It is filled in with sand and rubber granules to cushion the turf and give a grass-like feel. The only dirt on the field is at the batter's box and the pitcher's mound, with different colored turf circling the infield.

The stadium was first built in 1984 on the site of the old UH Stadium, which sat approximately 2,500 fans. With the success of his teams of the late 1970s and early 1980s, Head Coach Les Murakami led a charge to build a facility that could accommodate the droves that he foresaw. With the help of political backers at Washington Place, the state appropriated the money for the project, which took less than nine months to complete before its debut in UH's Feb. 17, 1984, game vs. Southern California.

For the first season, UH played on the original playing surface, which was natural grass. The basepaths, pitcher's mound and home plate consisted of a mixture of sand and crushed lava rocks. The roof only shaded the press box and a portion of the area in front of the press box.

Rainbow Stadium, as it was first named, cost \$11.2 million in 1984. Adding a roof covering from first to third base and the original AstroTurf in 1985 pushed the final price tag to \$12.2 million.

In October 2001, the University then decided to change the name of the stadium to Les Murakami Stadium, honoring the man responsible for its building.

Murakami was the school's first Division I full-time head coach. Not only did he turn the program into an NCAA Division I team that consistently competed on a national level for much of his tenure, but he was also

largely responsible for the building of the stadium that is now compassionately known as "the house that Les built."

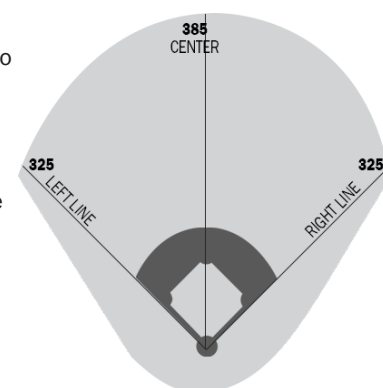
The stadium seats 4,312 with 3,738 of the seats covered to shelter fans from the "Manoa mist" that comes and goes throughout the day. It is a two-tiered structure with three levels of seating.

The stadium contains two sunken dugouts with separate locker room facilities. There is also a hospitality room, meeting room, locker room for umpires, lounge for UH players and a newly renovated athletic training room.

During one six-year span from 1989 to '94, Rainbow baseball was at its most prosperous. In 279 home dates in that span, UH had a home record of 195-84 for a 69.9 winning percentage. Attendance flourished during that stretch, averaging 3,524 for a total attendance of 983,261, including 179 sellouts, nearly 65 percent of those games.

UH led the country in attendance twice, in 1986, averaging 2,599, and in 1992, averaging 4,433. The 208,378 fans that came through the gates in 1992 set an NCAA record that has since been eclipsed by Texas, and later Louisiana State.

Les Murakami Stadium was home to the minor league Hawai'i Islanders in 1986 and the Hawai'i Winter Baseball League on two separate stints. The Hawai'i Island Movers summer baseball club has used the facility for more than 20 years.



Capacity:
4,312

INDIVIDUAL

BATTING

At Bats	5 (2x), last by Kole Kaler, vs. North Dakota State, Feb. 17
Runs Scored	3, vs. North Dakota State, Feb. 16
Hits	3 (3x), last by Adam Fogel, vs. North Dakota State, Feb. 17
RBIs	4, Kole Kaler, vs. North Dakota State, Feb. 16
Doubles	2 (2x), last by Tyler Best, vs. Washington State, 2/22
Triples	1 (4x), last by Kole Kaler, vs. North Dakota State, Feb. 17
Home Runs	1 (2x), last Dustin Demeter, vs. North Dakota State, Feb. 15
Walks	3, Kole Kaler, vs. Washington State, Feb. 23
Strikeouts	3, Daylen Calicdan, vs. North Dakota State, Feb. 16
Sacrifice Hits	2, Dallas Duarte, vs. Hawai'i-Hilo, Feb. 7
Sacrifice Flies	2, Adam Fogel, vs. Hawai'i-Hilo, Feb. 8
Stolen Bases	1 (7x), last by Scotty Scott, vs. North Dakota State, Feb. 16
Hit By Pitch	2, Dallas Duarte, vs. North Dakota State, Feb. 16
Caught Stealing	1 (2x), last by Daylen Calicdan, vs. Washington St., 2/21

PITCHING

Innings Pitched	7.1, Aaron Davenport, vs. Washington State, Feb. 21
Runs Allowed	6, Logan Pouelsen, vs. Washington State, Feb. 20
Earned Runs	6, Logan Pouelsen, vs. Washington State, Feb. 20
Walks Allowed	4, Cade Smith, vs. Washington State, Feb. 22
Strikeouts	9, Logan Pouelsen, vs. North Dakota State, Feb. 14
Hits Allowed	10, Aaron Davenport, vs. Washington State, Feb. 21
Doubles Allowed	2, Aaron Davenport, vs. Hawai'i-Hilo, Feb. 8
Triples Allowed	-
Home Runs Allowed	2, Logan Pouelsen, vs. Washington State, Feb. 20
Wild Pitches	2, Jeremy Wu-Yelland, vs. North Dakota State, Feb. 14
Hit Batters	2 (2x), last by Jeremy Wu-Yelland, vs. Washington St., Feb. 22

FIELDING

Putouts	13 (3x), last by Alex Baeza, vs. Washington State, Feb. 23
Assists	7, Kole Kaler, vs. North Dakota State, Feb. 17
Errors	1 (3x), last by Cade Halemanu, vs. Washington State, Feb. 22
Passed Balls	1, Dallas Duarte, vs. Hawai'i-Hilo, Feb. 7

TIME OF GAME

Longest game, time	3:15 vs. North Dakota State, Feb. 16
Longest game, innings	9 (10), last vs. Washington State, Feb. 23
Longest game, time (9 innings)	3:15 vs. North Dakota State, Feb. 16
Shortest game, time (9 innings)	2:32 vs. Hawai'i-Hilo, Feb. 8

TEAM

BATTING

At Bats	32 (3x), last vs. Washington State, Feb. 20
Runs Scored	11, vs. North Dakota State, Feb. 17
Hits	11 (2x), last vs. North Dakota State, Feb. 17
RBIs	11, vs. North Dakota State, Feb. 16
Doubles	4 (2x), last vs. Washington State, Feb. 22
Triples	3, vs. North Dakota State, Feb. 16
Home Runs	1 (2x), last vs. North Dakota State, Feb. 15
Walks	8, vs. North Dakota State, Feb. 15
Strikeouts	10 (2x), last vs. Washington State, Feb. 22
Sacrifice Hits	5, vs. Hawai'i-Hilo, Feb. 7
Sacrifice Flies	3, vs. Hawai'i-Hilo, Feb. 8
Stolen Bases	3, vs. Hawai'i-Hilo, Feb. 8
Hit By Pitch	4, vs. North Dakota State, Feb. 16
Caught Stealing	1 (2x), last vs. Washington State, Feb. 21
Hit Into Double Play	1 (5x), last vs. Washington State, Feb. 21
Runners Left on Base	10, vs. Hawai'i-Hilo, Feb. 7

PITCHING

Innings Pitched	9.0 (10x), last vs. Washington State, Feb. 23
Runs Allowed	6 (2x), last vs. Washington State, Feb. 23
Earned Runs	6 (2x), last vs. Washington State, Feb. 23
Walks Allowed	5, vs. Washington State, Feb. 22
Strikeouts	13, vs. North Dakota State, Feb. 15
Hits Allowed	11 (2x), last vs. Washington State, Feb. 21
Doubles Allowed	2 (4x), last vs. Washington State, Feb. 23
Triples Allowed	-
Home Runs Allowed	2, vs. Washington State, Feb. 20
Wild Pitches	3, vs. North Dakota State, Feb. 14
Hit Batters	3, vs. North Dakota State, Feb. 17

FIELDING

Putouts	27 (5x), last vs. North Dakota State, Feb. 16
Assists	14, vs. Hawai'i-Hilo, Feb. 8
Errors	2, vs. Washington State, Feb. 21
Passed Balls	1, vs. Hawai'i-Hilo, Feb. 7
Double Plays Turned	2 (2x), last vs. Washington State, Feb. 21

MISCELLANEOUS

IN A 3-GAME SERIES...

BY HAWAI'I	
Most runs	-
Most hits	-
Most errors	-
Fewest errors	-
BY OPPONENT	
Fewest runs	-
Fewest hits	-
Most errors	-

TEAM OFFENSE

Scored 15 runs	15, Apr. 13, 2019 at UC Riverside
Scored 16 runs	17, May 2, 2014 vs NYIT
Scored 17 runs	17, May 2, 2014 vs NYIT
Scored 18 runs	19, Feb. 26, 2012 vs Wagner
Scored 19 runs	19, Feb. 26, 2012 vs Wagner
Scored 20 runs	24, May 21, 2011 at New Mexico State
Scored 25 runs	34, Apr. 8, 1999 at Air Force
Scored 30 runs	34, Apr. 8, 1999 at Air Force
Had 15 hits	19, Apr. 13, 2019 at UC Riverside
Had 16 hits	19, Apr. 13, 2019 at UC Riverside
Had 17 hits	19, Apr. 13, 2019 at UC Riverside
Had 18 hits	19, Apr. 13, 2019 at UC Riverside
Had 19 hits	19, Apr. 13, 2019 at UC Riverside
Had 20 hits	20, Feb. 14, 2016 vs UH-Hilo
Had 25 hits	25, Mar 3, 2007 vs Chicago State
Hit 3 triples	3, Feb. 16, 2020 vs North Dakota State
Hit 3 home runs	4, May 12, 2018 at Fresno State
Hit 4 home runs	4, May 12, 2018 at Fresno State
Hit 5 home runs	5, Apr. 28, 2017 at CSUN
Back-to-back home runs	Fogel, Lopez (4th inn), 5/12/18 at Fresno State
Scored 5 in an inning	5, last on Feb. 17, 2020 vs North Dakota St.
Scored 6 in an inning	12, Apr. 13, 2019 at UC Riverside
Scored 7 in an inning	12, Apr. 13, 2019 at UC Riverside
Scored 8 in an inning	12, Apr. 13, 2019 at UC Riverside
Scored 9 in an inning	12, Apr. 13, 2019 at UC Riverside
Scored 10+ in an inning	12, Apr. 13, 2019 at UC Riverside
Scored 15+ in an inning	15, May 21, 2011 vs New Mexico
Had 6 hits in an inning	10, Apr. 13, 2019 at UC Riverside
Had 7 hits in an inning	10, Apr. 13, 2019 at UC Riverside
Had 8 hits in an inning	10, Apr. 13, 2019 at UC Riverside
Did not strike out	May 3, 2014 vs NYIT
Had 5 sacrifice hits	5, Feb. 26, 2012 vs Wagner
Entire starting lineup gets hit	Mar. 24, 2019 at Ohio State
Entire starting lineup gets hit and RBI	--

INDIVIDUAL OFFENSE

Had 4 hits	5, Daylen Calicdan, Apr. 7, 2019 vs UC Davis
Had 5 hits	5, Daylen Calicdan, Apr. 7, 2019 vs UC Davis
Had 6 hits	6, Michael Dartt, Apr. 8, 1999 at Air Force
Scored 4 runs	4, Daylen Calicdan, Apr. 7, 2019 vs UC Davis
Scored 5 runs	5, Jonathan Hee, May 10, 2008 at New Mexico
Scored 6 runs	7, Michael Dartt, Apr. 8, 1999 at Air Force
Had 5 RBIs	6, Ethan Lopez, Apr. 13, 2019 at UC Riverside
Had 6 RBIs	6, Ethan Lopez, Apr. 13, 2019 at UC Riverside
Had 7 RBIs	7, Brandon Haislet, May 10, 2008 at New Mexico
Had 8 RBIs	10, Mario Monico, May 17, 1985 vs Utah
Had 9+ RBIs	10, Mario Monico, May 17, 1985 vs Utah
Hit 3 doubles	4, Daylen Calicdan, Apr. 7, 2019 vs UC Davis
Hit 4 doubles	never happened
Hit 3 triples	never happened
Hit 2 home runs	2, Adam Fogel, Feb. 16, 2019 vs Portland
Hit 3 home runs	3, Kolten Wong, Mar. 15, 2009 vs Loyola Marymount
Drew 3 walks	3, Scotty Scott, Mar. 9, 2019 vs Oregon
Drew 4 walks	4, Eric Ramirez, Mar. 17, 2018 vs Illinois State
Walk-off hit	2R HR, Dustin Demeter, Feb. 7 vs. Hawai'i-Hilo
Walk-off home run	2R HR, Dustin Demeter, Feb. 7 vs. Hawai'i-Hilo
Stole 3 bases	3, Scotty Scott, Mar. 2, 2019 vs Longwood
Stole 4 bases	--
10-game hit streak	10, Ethan Lopez, Apr. 24-May 19, 2019
12-game hit streak	13, Brennen Hancock, Mar. 23-Apr. 19, 2019
15-game hit streak	17, Kekai Rios, Mar. 23-Apr. 21, 2018
20-game hit streak	--
Hit a grand slam	Ethan Lopez, March 13, 2019 at UC Riverside
Multiple hits in 5 straight games	6, Ethan Lopez, Apr. 24-May 19, 2019

PITCHING

Perfect game	Paul Brown (7 inn.), Apr. 14, 1987 vs Wyoming
Pitched a no-hitter	T. Carlsen & D. Oda, Apr. 21, 1989 vs New Mexico
Held opponent to 1 hit	May 2, 2014 vs NYIT
Pitched a complete game	Pouelsen, 3/4/18 vs Loyola Marymount
Pitched a complete game (9.0+)	Pouelsen, 3/4/18 vs Loyola Marymount
Pitched a CG shutout	L. Pouelsen, 3/4/18 vs Loyola Marymount
Pitched a combined shutout	Ross, Pontes, Reilly, Dyball, 2/17/20 vs NDSU
Recorded 9+ strikeouts	10, Aaron Davenport, May 4, 2019 vs LBSU
Recorded 10+ strikeouts	10, Aaron Davenport, May 4, 2019 vs LBSU
Recorded 11+ strikeouts	11, Dylan Thomas, Mar. 2, 2019 vs Longwood
Recorded 12+ strikeouts	12, Kyle Dowdy, 3/10/12 vs Central Michigan
3.0 IP+ of scoreless relief	3.0 IP, Pontes, 2/17/20 vs North Dakota State
3.0 IP+ of hitless relief	4.0 IP, Thomas, 4/20/19 vs Cal State Fullerton
4.0 IP+ of scoreless relief	4.0 IP, Pindel, 2/16/20 vs North Dakota State
Did not walk a batter (8+ IP)	Pouelsen, 3/4/18 vs Loyola Marymount
Team did not walk a batter	Feb. 15, 2020 vs North Dakota State
Save in 3+ straight appearances	3, Dylan Thomas, Feb. 16-22, 2018

FIELDING

Committed 4 errors	5, Feb. 23, 2019 vs. Iowa
Committed 5 errors	5, Feb. 23, 2019 vs. Iowa
Turned 3 double plays	3, Apr. 24, 2019 at San Diego
Turned 4 double plays	4, Mar. 8, 2013 vs Gonzaga
No errors in 3 straight games	3, Feb. 15-17, 2020
No errors in 4 straight games	4, Apr. 28-Mar. 5, 2012
No errors in 5 straight games	6, Apr. 20-29, 2005
Opponent committed 5 errors	5, Apr. 30, 2017 at CSUN

MISCELLANEOUS

Won in extra innings	10 innings, Feb. 24, 2019 vs Iowa
Lost in extra innings	11 innings, May 19, 2019 vs UC Santa Barbara
Played 12+ innings	12 innings, May 7, 2016 vs Long Beach State
Won by 10+ runs	12, Apr. 13, 2019 at UC Riverside
Won by 15+ runs	17, May 2, 2014 vs NYIT
Won by 16+ runs	17, May 2, 2014 vs NYIT
Won by 17+ runs	17, May 2, 2014 vs NYIT
Won by 18+ runs	19, Mar. 7, 2007 vs Chicago State
Won by 19+ runs	19, Mar. 7, 2007 vs Chicago State
Won by 20+ runs	23, Apr. 8, 1999 at Air Force
Defeated a top-25 team	March 29, 2019 vs. #21 (D1) UC Irvine
Tied a game	10-10, Apr. 7, 1990 at BYU
Won 5 straight	6, Mar. 1-7, 2019
Won 6 straight	6, Mar. 1-7, 2019
Won 7 straight	7, Mar. 18-31, 2017
Won 8 straight	8, Feb. 23-Mar. 3, 2012
Won 9 straight	10, Jan. 18-Feb. 8 1998
Won 10 straight	10, Jan. 18-Feb. 8 1998
Won 15 straight	16, Feb. 23-Mar. 27, 1992
Lost 5 straight	6, May 17-25, 2019
Won 5 straight road games	6, Mar. 1-7, 2019
Won 5 straight home games	6, May 1-9, 2015
Swept a home series (3+ games)	4, Mar. 1-5, 2019 vs Longwood
Swept a road series (3+ games)	3, Apr. 8-10, 2016 at UC Davis
Was swept at home (3+ games)	May 17-19, 2019 vs UC Santa Barbara
Was swept on the road (3+ games)	May 23-25, 2019 at Long Beach State
Game shorter than 2:10	2:01, May 23, 2019 at Long Beach State
Game shorter than 2:00	1:57, Feb. 18, 2018 vs Air Force
Game longer than 3:30	3:37, May 19, 2019 vs UC Santa Barbara
Game longer than 4:00	4:26, Feb. 15, 2019 vs Portland
Game longer than 4:30	4:54, May 7, 2016 vs Long Beach State
Game longer than 5:00	5:19, Apr. 22, 1994 at San Diego State
Game longer than 5:15	5:19, Apr. 22, 1994 at San Diego State
Came back from 8+ run deficit	--

H OVERALL SEASON STATS - 2020

Player	avg	gp-gs	ab	r	h	2b	3b	hr	rbi	tb	slg%	bb	hp	so	gdp	ob%	sf	sh	sb-att	po	a	e	fld%
2 Kaler, Kole	.417	10-10	36	7	15	4	3	0	11	25	.694	5	0	6	2	.476	1	3	2-2	10	35	0	1.000
3 Best, Tyler	.364	8-7	22	7	8	2	0	0	3	10	.455	3	0	3	0	.440	0	1	0-0	13	0	0	1.000
1 Scott, Scotty	.345	8-8	29	12	10	2	1	0	2	14	.483	4	3	1	1	.472	0	0	3-3	15	0	1	.938
10 Baeza, Alex	.333	8-8	27	2	9	1	0	0	5	10	.370	4	0	3	0	.419	0	0	0-0	78	5	1	.988
20 Demeter, Dustin	.300	10-10	30	5	9	2	1	2	10	19	.633	9	0	8	0	.429	3	0	0-1	4	13	0	1.000
6 Miyao, Stone	.294	7-6	17	3	5	1	0	0	0	6	.353	3	0	3	0	.400	0	1	0-0	12	11	0	1.000
4 Wong, Matt	.206	10-10	34	7	7	4	0	0	6	11	.324	1	0	10	0	.229	0	1	1-1	14	1	0	1.000
8 Duarte, Dallas	.167	6-6	18	2	3	2	0	0	1	5	.278	0	2	2	0	.250	0	3	1-1	56	10	1	.985
18 Fogel, Adam	.107	9-8	28	3	3	0	0	0	5	3	.107	4	1	9	0	.222	3	0	0-0	0	0	0	.000

30 Calderon, Naighel	.500	3-0	2	0	1	0	0	0	0	1	.500	0	0	1	0	.500	0	0	0-0	2	0	0	1.000
21 Calicdan, Daylen	.263	5-5	19	2	5	0	1	0	3	7	.368	0	0	5	0	.263	0	0	0-1	4	0	0	1.000
37 Kuhns, Ryder	.250	3-1	4	1	1	1	0	0	1	2	.500	0	1	3	0	.333	1	0	0-0	1	1	0	1.000
7 Campos, Matt	.222	5-3	9	2	2	0	0	0	1	2	.222	1	1	2	1	.333	1	0	0-0	15	6	1	.955
17 Murray, Tyler	.000	4-4	10	2	0	0	0	0	2	0	.000	0	1	2	0	.083	1	3	0-0	29	6	0	1.000
15 Hancock, Brennen	.000	4-2	8	1	0	0	0	0	0	0	.000	3	0	4	1	.273	0	0	0-0	7	0	0	1.000
22 Akana, Bubba	.000	1-1	3	0	0	0	0	0	0	0	.000	0	0	2	0	.000	0	0	0-0	2	2	0	1.000
28 Taylor, Kevin	.000	2-0	2	0	0	0	0	0	0	0	.000	0	0	1	0	.000	0	0	0-0	0	2	0	1.000
5 Ujimori, Aaron	.000	1-1	1	0	0	0	0	0	0	0	.000	1	0	1	0	.500	0	2	1-1	3	1	0	1.000
12 Atkins, Tai	.000	2-0	0	0	0	0	0	0	0	0	.000	1	0	0	0	1.000	0	0	0-0	0	2	0	1.000
Totals	.261	10	299	56	78	19	6	2	50	115	.385	39	9	66	5	.353	10	14	8-10	270	105	5	.987
Opponents	.244	10	332	33	81	10	0	4	30	103	.310	19	13	92	5	.307	4	6	7-11	250	99	16	.956

LOB - Team (65), Opp (72). DPs turned - Team (6), Opp (7). CI - Team (1), Duarte, D. 1. IBB - Team (0), Opp (1). Picked off - Miyao, S. 2, Calicdan, D. 1, Kaler, K. 1, Demeter, D. 1, Fogel, A. 1.

(All games Sorted by Earned run avg)

Player	era	w-l	app	gs	cg	sho	sv	ip	h	r	er	bb	so	2b	3b	hr	b/avg	wp	hp	bk	sfa	sha
27 Ross, Brandon	0.00	1-0	2	2	0	0/1	0	10.0	3	0	0	3	8	0	0	0	.094	0	3	0	0	0
24 Davenport, Aaron	2.76	2-0	3	3	0	0/0	0	16.1	21	6	5	1	15	3	0	0	.339	1	1	0	1	3
38 Smith, Cade	4.76	1-0	3	2	0	0/0	0	11.1	12	6	6	7	11	1	0	1	.279	1	3	1	0	1
44 Pouelsen, Logan	6.06	0-1	3	3	0	0/0	0	16.1	14	11	11	1	19	2	0	3	.230	0	2	0	0	1

40 Halemanu, Cade	0.00	1-0	2	0	0	0/0	0	4.0	2	0	0	1	7	0	0	0	.133	0	0	0	0	0
19 Loewen, Carter	0.00	0-0	3	0	0	0/0	0	3.0	1	0	0	0	3	0	0	0	.100	0	0	0	0	0
45 Turchin, Calvin	0.00	0-0	2	0	0	0/0	0	1.1	0	0	0	0	0	0	0	0	.000	0	0	0	0	0
36 Dyball, Tyler	0.00	0-0	1	0	0	0/1	0	1.0	2	0	0	0	1	0	0	0	.400	0	0	0	0	0
23 Wu-Yelland, Jeremy	1.42	1-1	4	0	0	0/0	1	6.1	5	1	1	3	7	1	0	0	.200	2	2	0	0	0
12 Atkins, Tai	1.69	0-0	2	0	0	0/0	0	5.1	4	1	1	1	8	1	0	0	.222	1	1	0	1	0
42 Pindel, Buddie	3.60	1-0	2	0	0	0/0	0	5.0	9	2	2	0	8	0	0	0	.429	0	0	0	1	1
26 Reilly, Vince	4.05	0-1	4	0	0	0/1	2	6.2	4	3	3	2	4	1	0	0	.174	0	0	0	1	0
13 Pontes, Li'i	8.10	0-0	2	0	0	0/1	0	3.1	4	3	3	0	1	1	0	0	.333	0	1	0	0	0
Totals	3.20	7-3	10	10	0	1/1	3	90.0	81	33	32	19	92	10	0	4	.244	5	13	1	4	6
Opponents	4.43	3-7	10	10	1	0/0	1	83.1	78	56	41	39	66	19	6	2	.261	14	9	0	10	14

PB - Team (1), Duarte, D. 1, Opp (2). Pickoffs - Team (0), Opp (6). SBA/ATT - Duarte, D. (7-10), Smith, C. (2-3), Pouelsen, L. (2-3), Davenport, A (0-2), Murray, T. (0-1), Wu-Yelland (1-1), Atkins, T. (1-1), Loewen, C. (1-1).

CONFERENCE ONLY STATS - 2019

Player	avg	gp-gs	ab	r	h	2b	3b	hr	rbi	tb	slg%	bb	hp	so	gdp	ob%	sf	sh	sb-att	po	a	e	fld%
21 Calicdan, Daylen	.333	24-24	93	15	31	6	1	1	7	42	.452	3	2	16	0	.360	2	1	1-2	34	5	2	.951
17 Murray, Tyler	.311	22-21	61	6	19	5	0	0	10	24	.393	9	1	11	0	.408	0	1	0-0	118	20	0	1.000
15 Hancock, Brennen	.311	23-20	74	10	23	5	0	1	6	31	.419	9	5	12	1	.420	0	1	2-2	4	2	0	1.000
2 Yamazaki, Maaki	.298	22-20	84	13	25	1	0	2	10	32	.381	8	0	4	0	.359	0	1	0-0	23	38	2	.968
8 Duarte, Dallas	.279	24-24	86	16	24	3	0	1	12	30	.349	4	0	11	8	.304	2	2	3-3	50	63	7	.942
3 Best, Tyler	.265	24-24	83	10	22	2	0	0	7	24	.289	7	1	11	3	.330	0	1	2-2	55	0	0	1.000
1 Scott, Scotty	.255	24-24	98	16	25	4	2	0	8	33	.337	12	0	14	5	.333	1	1	1-2	63	1	2	.970
9 Lopez, Ethan	.242	24-24	99	12	24	5	2	3	23	42	.424	6	0	26	0	.286	0	0	0-0	20	58	4	.951
10 Baeza, Alex	.230	23-23	87	6	20	3	0	0	5	23	.264	9	2	14	1	.313	1	0	0-1	221	6	1	.996

44 Pouelsen, Logan	.222	7-1	9	2	2	0	0	1	5	5	.556	1	1	3	0	.364	0	0	0-0	9	6	1	.938
36 Crasnick, Daniel	.167	7-0	6	1	1	0	0	0	1	1	.167	2	0	2	0	.375	0	0	0-0	5	0	0	1.000
4 Kennelly, Jack	.139	16-11	36	2	5	0	0	0	2	5	.139	0	1	9	1	.162	0	5	0-0	22	27	3	.942
6 Sniffin, Jacob	.000	8-0	6	0	0	0	0	0	0	0	.000	0	0	5	0	.000	0	0	0-0	1	0	1	.500
7 Butler, Connor	.000	1-0	0	0	0	0	0	0	0	0	.000	0	0	0	0	.000	0	0	0-0	0	1	0	1.000
Totals	.269	24	822	109	221	34	5	9	96	292	.355	70	13	138	19	.334	6	13	9-12	627	250	27	.970
Opponents	.280	24	813	143	228	38	5	12	128	312	.384	86	25	149	19	.363	11	14	31-41	641	290	22	.977

LOB - Team (174), Opp (179). DPs turned - Team (19), Opp (24). IBB - Team (3), Yamazaki, M. 1, Baeza, A. 1, Lopez, E. 1, Opp (2). Picked off - Murray, T. 1, Scott, S. 1, Duarte, D. 1.

(Big West games only Sorted by Earned run avg)

Player	era	w-l	app	gs	cg	sho	sv	ip	h	r	er	bb	so	2b	3b	hr	b/avg	wp	hp	bk	sfa	sha
44 Pouelsen, Logan	4.04	2-3	8	7	0	0/0	0	35.2	37	21	16	8	21	5	3	0	.264	1	2	1	1	4
38 Smith, Cade	4.76	1-2	8	7	0	0/0	0	39.2	40	23	21	15	28	7	1	2	.265	4	6	0	1	1
24 Davenport, Aaron	5.77	2-4	8	8	0	0/0	0	34.1	43	25	22	12	30	12	0	0	.319	6	9	0	0	4

40 Halemanu, Cade	0.00	0-0	2	0	0	0/0	0	3.1	0	2	0	4	2	0	0	0	.000	0	2	0	0	0
23 Thomas, Dylan	1.14	2-1	10	0	0	0/0	2	23.2	15	5	3	6	18	0	0	0	.188	1	1	1	1	2
25 Koltermann, Kash	4.91	0-0	5	0	0	0/0	0	14.2	15	11	8	5	6	2	1	2	.263	0	1	1	2	0
12 Wu-Yelland, Jeremy	5.54	1-2	10	1	0	0/0	1	13.0	16	9	8	13	16	4	0	0	.296	7	1	0	2	0
29 Ashworth, Colin	5.91	0-1	8	0	0	0/0	0	10.2	11	8	7	6	5	1	0	0	.275	0	0	0	1	2
19 Loewen, Carter	6.35	0-1	6	0	0	0/0	0	5.2	4	4	4	4	2	0	0	2	.200	1	0	0	0	0
13 Pontes, Li'i	7.43	0-2	6	1	0	0/0	0	13.1	22	16	11	4	8	2	0	3	.361	2	1	0	2	0
33 DeMiero, Dominic	8.53	0-0	3	0	0	0/0	0	6.1	11	6	6	1	3	4	0	0	.379	1	0	0	0	0
7 Butler, Connor	9.00	0-0	2	0	0	0/0	0	3.0	3	3	3	4	5	0	0	1	.273	0	1	1	0	1
45 Turchin, Calvin	10.38	0-0	5	0	0	0/0	0	4.1	8	5	5	1	4	1	0	2	.400	0	1	0	0	0
22 Bellina, Scott	33.75	0-0	2	0	0	0/0	0	1.1	3	5	5	3	1	0	0	0	.600	1	0	0	1	0
Totals	5.12	8-16	24	24	0	0/0	3	209.0	228	143	119	86	149	38	5	12	.280	24	25	4	11	14
Opponents	3.62	16-8	24	24	1	2/1	8	213.2	221	109	86	70	138	34	5	9	.269	22	13	1	6	13

PB - Team (4), Murray, T. 3, Duarte, D. 1, Opp (2). Pickoffs - Team (5), Davenport, A 3, Pouelsen, L. 1, Smith, C. 1, Opp (3).SBA/ATT - Murray, T. (30-40), Thomas, D. (7-10), Pouelsen, L. (5-8), Davenport, A (3-4), Halemanu, C. (2-3), Pontes, L. (3-3), Smith, C. (2-3), Wu-Yelland (3-3), Turchin, C. (2-2), Loewen, C. (2-2), Ashworth, C. (0-1), Bellina, S. (1-1), Duarte, D. (1-1), Koltermann (1-1).

1
SCOTTY SCOTT

OUTFIELDER • SOPHOMORE
5-10 • 165 • R/R
HOUSTON, TEXAS
CYPRESS RANCH HS

STATISTICS

AVG	G/GS	AB	R	H	HR	RBI	BB
0.345	8-8	29	12	10	0	2	4

KEEPING TRACK	2020	CAREER
Multi-hit games	3	20
3-hit/4-hit games	1/0	5/1
Multi-RBI games	0	4

CAREER STATS

	avg	gp-gs	ab	r	h	2b	3b	hr	rbi	tb	slg%	bb	hbp	so	gdp	ob%	sf	sh	sb-att
2019	.291	50-50	203	36	59	6	4	0	20	73	.360	25	6	30	7	.381	2	2	6-10
2020	.345	8-8	29	12	10	2	1	0	2	14	.483	4	3	1	1	.472	0	0	3-3
CAREER	.297	58-58	232	48	69	8	5	0	22	87	.375	29	9	31	8	.393	2	2	9-13

SEASON HIGHS

Hits	3, vs. North Dakota State, 2/15
Doubles	1 (2x), last vs. N. Dakota St. 2/14
Home runs	—
RBIs	1 (2x), vs. North Dakota St., 2/16
Runs scored	3, vs. North Dakota State, 2/15
Total bases	3 (3x), last vs. N. Dakota St. 2/15
Walks drawn	2, vs. North Dakota State, 2/16
Stolen bases	1 (3x), last vs. N. Dakota St., 2/16

CAREER HIGHS

Hits	4, vs. Oregon, 3/7/19
Doubles	1 (6x), last vs. UCSB, 5/19/19
Home runs	—
RBIs	2 (4x), last vs. UC Davis, 4/7/19
Runs scored	3, vs. North Dakota State, 2/15/20
Total bases	4, vs. Iowa, 2/22/19
Walks drawn	3, vs. Oregon, 3/9/19
Stolen bases	3, vs. Longwood, 3/2/19

THE SCOTT REPORT
2020 | Sophomore

- 23rd toughest batter to strike out in D-I (29AB-1K).
- Reached base safely as lead-off batter of game the first six games of the season.

2019 | Freshman

- Named Big West Freshman Field Player of the Year.
 - First Rainbow to earn award since Kolten Wong in 2009.
 - Only Rainbow to start all 50 games.
 - Leadoff hitter in all 50 games.
 - Posted a .360 slugging percentage and a .381 on-base percentage.
- Cypress Ranch | Cypress, Texas**
- Posted a .298 career batting average, .439 OBS, 31 RBIs, 65 runs scored and 32 stolen bases.
 - Helped Cypress Ranch win the District 17-6A Championship and Area Championship in 2017 as a junior.
 - Helped guide team to the Texas Region 3 Championship in 2018, earning All-State Tournament Team honors as a senior.
 - Named an All-District outfielder as a junior and senior.
 - Played club ball for Banditos Baseball for six years.
 - Named Preseason Perfect Game All-American in 2016 and 2017.

Personal

- First name is Richard, nicknamed "Scotty".
- Has two younger sisters.
- Parents are Tasha Scott and Richard Scott III.
- Father played collegiate baseball at West Texas A&M and Texas Wesleyan.

2
KOLE KALER

INFIELDER • JUNIOR
5-10 • 165 • S/R
QUEEN CREEK, ARIZ.
QUEEN CREEK HS/SOUTH MOUNTAIN CC

STATISTICS

AVG	G/GS	AB	R	H	HR	RBI	BB
0.417	10-10	36	7	15	0	11	5

KEEPING TRACK	2020	CAREER
Multi-hit games	4	4
3-hit/4-hit games	2/0	2/0
Multi-RBI games	3	3

CAREER STATS

	avg	gp-gs	ab	r	h	2b	3b	hr	rbi	tb	slg%	bb	hbp	so	gdp	ob%	sf	sh	sb-att
2020	.417	10-10	36	7	15	4	3	0	11	25	.694	5	0	6	2	.476	1	3	2-2
CAREER	.417	10-10	36	7	15	4	3	0	11	25	.694	5	0	6	2	.476	1	3	2-2

SEASON HIGHS

Hits	3 (2x), last vs. N. Dakota St. 2/16
Doubles	2, vs. Hawai'i-Hilo, 2/8/20
Home runs	—
RBIs	4, vs. North Dakota State, 2/17
Runs scored	3, vs. North Dakota State, 2/16
Total bases	6, vs. North Dakota State, 2/16
Walks drawn	1, vs. Hawai'i-Hilo, 2/7
Stolen bases	1 (2x), last vs. WSU, 2/22

CAREER HIGHS (4-YR COLLEGE)

Hits	3 (2x), last vs. N. Dakota St. 2/16
Doubles	2, vs. Hawai'i-Hilo, 2/8/20
Home runs	—
RBIs	4, vs. North Dakota State, 2/17
Runs scored	3, vs. North Dakota State, 2/16
Total bases	6, vs. North Dakota State, 2/16
Walks drawn	1, vs. Hawai'i-Hilo, 2/7/20
Stolen bases	1 (2x), last vs. WSU, 2/22/20

THE KALER REPORT
2020 | Junior

- Opening Day starter at shortstop.
- Leads the nation in 3B (3). 10th in total hits (15).

South Mountain CC | Phoenix, Ariz.

- 2019 second-team All-Arizona Community College Athletic Conference (ACCAC) selection.
- Won the ACCAC title in 2018.
- Finished with 31 multi-hit games, 14 multi-RBI games and eight 3-hit games.
- Hit .318 as a sophomore with 40 RBIs, 48 runs scored, eight doubles, four triples and five home runs.
- Tallied 40-career stolen bases with 25 as a sophomore in 2019.
- Led the conference in sacrifice flies (7) as a sophomore.
- Scored 34 runs, hit nine doubles and three home runs as a freshman in 2018.

Queen Creek HS | Queen Creek, Ariz.

- Career .382 hitter as a Bulldog.
- As a senior, hit .420 with 37 hits, 13 RBIs, 2 HR.
- Stole 23 bases as a senior in 2017.
- Hit .388 as a junior with 18 RBIs, four triples and seven doubles.
- Hit .308 as a sophomore with 10 RBIs.

Personal

- Parents are Steve and Karey Kaler.
- Has two older sisters, Kasey and Kenzey.
- Mother, Karey, played softball at Arizona State.
- Sister, Kenzey, played softball at South Alabama.

3
**TYLER
BEST**

INFIELDER • SOPHOMORE
5-11 • 170 • R/R
EAGLE, IDAHO
EAGLE HS

STATISTICS

AVG	G/GS	AB	R	H	HR	RBI	BB
0.364	8-7	22	7	8	0	3	3

KEEPING TRACK	2020	CAREER
Multi-hit games	2	11
3-hit/4-hit games	0/0	3/0
Multi-RBI games	1	6

CAREER STATS

	avg	gp-gs	ab	r	h	2b	3b	hr	rbi	tb	slg%	bb	hbp	so	gdp	ob%	sf	sh	sb-att
2019	.247	46-45	150	23	37	4	0	0	17	41	.273	21	4	27	6	.348	3	1	4-5
2020	.364	8-7	22	7	8	2	0	0	3	10	.455	3	0	3	0	.440	0	1	0-0
CAREER	.262	54-52	172	30	45	6	0	0	20	51	.297	24	4	30	6	.360	3	2	4-5

SEASON HIGHS

Hits	2 (2x), last vs. WSU, 2/23
Doubles	2, vs. Washington State, 2/22
Home runs	—
RBI	2, vs. Hawai'i-Hilo, 2/7
Runs scored	2 (2x), last vs. WSU, 2/22
Total bases	5, vs. Washington State, 2/22
Walks drawn	1 (2x), last vs. N. Dakota St., 2/17
Stolen bases	—

CAREER HIGHS

Hits	3 (3x), last at Cal Poly, 5/4/19
Doubles	2, vs. Washington State, 2/22/20
Home runs	—
RBI	2 (5x), last Hawai'i-Hilo, 2/7/20
Runs scored	3, at Ohio State, 4/24/19
Total bases	5 (2x), last vs. WSU, 2/22/20
Walks drawn	2 (3x), last at CBU, 4/30/19
Stolen bases	2, vs. UC Santa Barbara, 5/17/19

THE BEST REPORT
2020 | Sophomore

- Posted three-hit game in collegiate debut.

2019 | Freshman

- Posted three-hit game in collegiate debut.
- One of three true freshmen to start 45-plus games.
- Nine multi-hit games.
- Hit .265 in Big West games with seven RBI.
- Three three-hit games.

Eagle HS | Eagle, Idaho

- Played in the 2017 Area Code Games in Long Beach, Calif.
- Earned 5A Southern Idaho Conference Second Team honors as a senior in 2018 and Honorable Mention accolades as a junior in 2017.
- Helped Eagle HS win the 2016 5A Southern Idaho Conference District Championship.
- Played one year of club ball for the Idaho Cubs.

Personal

- Major is Family Resources.
- Has an older brother and an older sister.
- Parents are Lenne Jo and Eric of Eagle, Idaho.
- Has two uncles who played professional baseball. Tim Hallgren was drafted by the Seattle Mariners, and Bobby Hallgren was drafted by the Houston Astros.

4
**MATT
WONG**

OUTFIELDER • JUNIOR
6-2 • 200 • R/R
MILILANI, O'AHU
SAINT LOUIS/COLLEGE OF SOUTHERN NEVADA

STATISTICS

AVG	G/GS	AB	R	H	HR	RBI	BB
0.206	10-10	34	7	7	0	6	1

KEEPING TRACK	2020	CAREER
Multi-hit games	1	1
3-hit/4-hit games	0/0	0/0
Multi-RBI games	2	2

CAREER STATS

	avg	gp-gs	ab	r	h	2b	3b	hr	rbi	tb	slg%	bb	hbp	so	gdp	ob%	sf	sh	sb-att
2020	.206	10-10	34	7	7	4	0	0	6	11	.324	1	0	10	0	.229	0	1	1-1
CAREER	.206	10-10	34	7	7	4	0	0	6	11	.324	1	0	10	0	.229	0	1	1-1

SEASON HIGHS

Hits	2, vs. Hawai'i-Hilo, 2/8
Doubles	1 (4x), last vs. WSU, 2/22
Home runs	—
RBI	2 (2x), last vs. N. Dakota St., 2/17
Runs scored	2, vs. North Dakota State, 2/16
Total bases	3, vs. Hawai'i-Hilo, 2/8
Walks drawn	—
Stolen bases	1, vs. Hawai'i-Hilo, 2/8

CAREER HIGHS (4-YR COLLEGE)

Hits	2, vs. Hawai'i-Hilo, 2/8/20
Doubles	1 (4x), last vs. WSU, 2/22/20
Home runs	—
RBI	2 (2x), last vs. NDSU, 2/17/20
Runs scored	2, vs. North Dakota State, 2/16/20
Total bases	3, vs. Hawai'i-Hilo, 2/8/20
Walks drawn	—
Stolen bases	1, vs. Hawai'i-Hilo, 2/8/20

THE WONG REPORT
2020 | Sophomore

- Has started every game in center.

College of Southern Nevada | Las Vegas, Nev.

- Posted seven-game and six-game hitting streaks as a sophomore.
- Had a five-RBI game against Trinidad St. JC as a sophomore.
- Hit .335 in his two-year career at College of Southern Nevada.
- Hit seven doubles as a freshman.
- Struck out less than 13 percent of his at-bats as a sophomore.

Saint Louis HS | Honolulu, O'ahu

- Helped St. Louis win the 2017 Interscholastic League of Honolulu (ILH) title.
- Two-time first-team All-ILH recognition.
- Two-time second-team All HHSAA recognition.

Personal

- Parents are Vernon and Cathrine Wong.
- Has two older brothers, Josh and Chris.
- Also considered Arizona and Oklahoma.

5
**AARON
UJIMORI**

INFILDER • FRESHMAN
5-8 • 170 • S/R
HONOLULU, O'AHU
'IOLANI HS

STATISTICS

AVG	G/GS	AB	R	H	HR	RBI	BB
0.000	1-1	1	0	0	0	0	1

KEEPING TRACK	2020	CAREER
Multi-hit games	0	0
3-hit/4-hit games	0/0	0/0
Multi-RBI games	0	0

CAREER STATS

	avg	gp-gs	ab	r	h	2b	3b	hr	rbi	tb	slg%	bb	hbp	so	gdp	ob%	sf	sh	sb-att
2020	.000	1-1	1	0	0	0	0	0	0	0	.000	1	0	1	0	.500	0	2	1-1
CAREER	.000	1-1	1	0	0	0	0	0	0	0	.000	1	0	1	0	.500	0	2	1-1

SEASON HIGHS

Hits	—
Doubles	—
Home runs	—
RBIs	—
Runs scored	—
Total bases	—
Walks drawn	1, vs. Hawaii-Hilo, 2/7/20
Stolen bases	1, vs. Hawaii-Hilo, 2/7/20

CAREER HIGHS

Hits	—
Doubles	—
Home runs	—
RBIs	—
Runs scored	—
Total bases	—
Walks drawn	1, vs. Hawaii-Hilo, 2/7/20
Stolen bases	1, vs. Hawaii-Hilo, 2/7/20

THE UJIMORI REPORT
2020 | Freshman

- Made opening day start at second base.
- **'Iolani HS | Honolulu, O'ahu**
- Two-time Interscholastic League of Honolulu first team selection.
- Helped team to third-place finish in the HHSAA Tournament in 2018.

Personal

- Parents are Sanford and Donna Ujimori
- Played club ball for three years with Team California (2) and Hawaii Baseball Group (1).
- Chose Hawai'i "to play in front of family and friends and play in Les Murakami Stadium."
- Also considered Nevada, CSU Bakersfield, Illinois State and Oregon.

6
**STONE
MIYAO**

INFILDER • FRESHMAN
5-10 • 160 • L/R
WAIAKEA, HAWAI'I
WAIAKEA HS

STATISTICS

AVG	G/GS	AB	R	H	HR	RBI	BB
0.294	7-6	17	3	5	0	0	3

KEEPING TRACK	2020	CAREER
Multi-hit games	0	0
3-hit/4-hit games	0/0	0/0
Multi-RBI games	0	0

CAREER STATS

	avg	gp-gs	ab	r	h	2b	3b	hr	rbi	tb	slg%	bb	hbp	so	gdp	ob%	sf	sh	sb-att
2020	.294	7-6	17	3	5	1	0	0	0	6	.353	3	0	3	0	.400	0	1	0-0
CAREER	.294	7-6	17	3	5	1	0	0	0	6	.353	3	0	3	0	.400	0	1	0-0

SEASON HIGHS

Hits	1 (5x), last vs. WSU, 2/22
Doubles	1, vs. North Dakota State, 2/17
Home runs	—
RBIs	—
Runs scored	2, vs. North Dakota State, 2/16
Total bases	1, vs. Hawaii-Hilo, 2/8
Walks drawn	2, vs. North Dakota State, 2/15
Stolen bases	—

CAREER HIGHS

Hits	1 (5x), last vs. WSU, 2/22/20
Doubles	1, vs. North Dakota State, 2/17/20
Home runs	—
RBIs	—
Runs scored	2, vs. North Dakota State, 2/16/20
Total bases	1, vs. Hawaii-Hilo, 2/8/20
Walks drawn	2, vs. North Dakota State, 2/15/20
Stolen bases	—

THE MIYAO REPORT
2020 | Freshman

- Started five games at second base.
- Recorded first collegiate base hit in first start on Feb. 8.

Waiakea HS | Waiakea, Hawai'i

- 2019 Star-Advertiser All-State first team selection.
- 2019 ScoringLive All-State second team selection.
- 2018 ScoringLive All-State honorable mention selection.
- Two-time D-I runner-up in the state tournament.
- Hit .433 as a senior with a team-leading 29 hits and 30 runs scored.
- Led the state in runs scored (30), third in RBI (27) and fourth in hits (29).
- Hit .415 as a junior.

Personal

- Parents are Lenn and Lynell Miyao.
- Has two sisters, Riann and Taylor, and one brother, Kendric.
- Chose Hawai'i because it was "close to home."

7
MATT CAMPOS

INFILDER • RS-JUNIOR
5-10 • 185 • R/R
WAIKELE, O'AHU
'IOLANI HS/SAN FRANCISCO

STATISTICS

AVG	G/GS	AB	R	H	HR	RBI	BB
0.222	5-3	9	2	2	0	1	1

KEEPING TRACK	2020	CAREER
Multi-hit games	1	1
3-hit/4-hit games	0/0	0/0
Multi-RBI games	0	0

CAREER STATS

	avg	gp-gs	ab	r	h	2b	3b	hr	rbi	tb	slg%	bb	hbp	so	gdp	ob%	sf	sh	sb-att
2020	.222	5-3	9	2	2	0	0	0	1	2	.222	1	1	2	1	.333	1	0	0-0
CAREER	.222	5-3	9	2	2	0	0	0	1	2	.222	1	1	2	1	.333	1	0	0-0

SEASON HIGHS

Hits	2, vs. North Dakota State, 2/17
Doubles	—
Home runs	—
RBIs	1, vs. North Dakota State, 2/17
Runs scored	1, vs. North Dakota State, 2/17
Total bases	2, vs. North Dakota State, 2/17
Walks drawn	1, vs. North Dakota State, 2/14
Stolen bases	—

CAREER HIGHS (4-YR COLLEGE)

Hits	2 (2x), last vs. NDSU, 2/17/20
Doubles	1, at UC Davis, 4/24/18
Home runs	—
RBIs	2, vs. Santa Clara, 4/29/18
Runs scored	1 (2x), last vs. NDSU, 2/17/20
Total bases	3, at UC Davis, 4/24/18
Walks drawn	1, vs. North Dakota State, 2/14/20
Stolen bases	1, vs. San Jose State, 4/17/18

THE CAMPOS REPORT
2020 | RS-Junior

- Has played three of the four infield positions (1B, 2B and 3B).

2019 | Junior

- Sat out due to transfer rules.

San Francisco | San Francisco, Calif.

- Played two seasons for the Dons.
- Started 17 games as a sophomore with a .274 batting average.
- Started against Hawai'i on February 26, 2017.

'Iolani HS | Honolulu, O'ahu

- Two-time Honolulu Star-Advertiser First Team All-State honoree.
- Earned Honolulu Star-Advertiser First Team All-State recognition as a senior, hitting .370 with two home runs and 13 RBIs.
- Secured Second Team All-Interscholastic League of Honolulu (ILH) recognition as a senior.

Personal

- Born in Honolulu, O'ahu.
- Major is Marketing.
- Has an older sister and a younger brother.
- Parents are David and Eliza Campos of Waipahu, O'ahu.

8
DALLAS DUARTE

CATCHER • SOPHOMORE
5-8 • 165 • R/R
KEA'AU, HAWAII
KAMEHAMEHA-HAWAII HS

STATISTICS

AVG	G/GS	AB	R	H	HR	RBI	BB
0.167	6-6	18	2	3	0	1	0

KEEPING TRACK	2020	CAREER
Multi-hit games	0	9
3-hit/4-hit games	0/0	1/0
Multi-RBI games	0	4

CAREER STATS

	avg	gp-gs	ab	r	h	2b	3b	hr	rbi	tb	slg%	bb	hbp	so	gdp	ob%	sf	sh	sb-att
2019	.261	45-45	161	29	42	5	0	1	22	50	.311	16	3	16	11	.335	2	4	5-5
2020	.167	6-6	18	2	3	2	0	0	1	5	.278	0	2	2	0	.250	0	3	1-1
CAREER	.251	51-51	179	31	45	7	0	1	23	55	.307	16	5	18	11	.327	2	7	6-6

SEASON HIGHS

Hits	1 (3x), last vs. WSU, 2/20
Doubles	1 (2x), last vs. WSU, 2/20
Home runs	—
RBIs	1, vs. Hawai'i-Hilo, 2/8
Runs scored	1 (2x), last vs. N. Dakota St., 2/16
Total bases	2, vs. North Dakota State, 2/14
Walks drawn	—
Stolen bases	1, vs. Hawai'i-Hilo, 2/8

CAREER HIGHS

Hits	3, vs. Portland, 2/16/19
Doubles	1 (7x), last vs. WSU, 2/20/20
Home runs	—
RBIs	4, vs. UC Davis, 4/7/19
Runs scored	2 (4x), last at UC Riverside, 4/13/19
Total bases	3 (2x), last at UC Riverside, 4/13/19
Walks drawn	2 (4x), last at San Diego, 4/24/19
Stolen bases	1 (6x), last vs. Hawai'i-Hilo, 2/8/20

THE DUARTE REPORT
2020 | Sophomore

- Thrown out three of seven would-be-base stealers.

2019 | Freshman

- Proved to be a versatile asset with 20 starts at second base, 15 at catcher, nine at third base and one as the designated hitter.
- One of three freshmen to start 45-plus games.
- Season-high 12-game on-base streak.
- Four multi-RBI games with a season-high 4-RBI night against UC Davis (4/7).

Kamehameha-Hawaii | Kea'au, Hawaii

- Helped team win the 2016 D2 State Championship as a sophomore.
- Played three years of club ball for Big Island Baseball.

Personal

- Mother is Michelle Duarte.
- Born in Hilo, Hawai'i.

10
**ALEX
BAEZA**

INFILDER • RS-JUNIOR
6-4 • 230 • L/L
SOUTH JORDAN, UTAH
JORDAN HS

STATISTICS

AVG	G/GS	AB	R	H	HR	RBI	BB
0.333	8-8	27	2	9	0	5	4

KEEPING TRACK	2020	CAREER
Multi-hit games	3	20
3-hit/4-hit games	0/0	2/0
Multi-RBI games	1	9

CAREER STATS

	avg	gp-gs	ab	r	h	2b	3b	hr	rbi	tb	slg%	bb	hbp	so	gdp	ob%	sf	sh	sb-att
2018	.264	22-13	53	7	14	7	0	0	8	21	.396	2	0	15	2	.291	0	0	0-0
2019	.278	49-48	180	30	50	7	1	4	27	71	.394	23	4	43	1	.368	2	2	1-3
2020	.333	8-8	27	2	9	1	0	0	5	10	.370	4	0	3	0	.419	0	0	0-0
CAREER	.281	79-69	260	39	73	15	1	4	40	102	.392	29	4	61	3	.359	2	2	1-3

SEASON HIGHS

Hits	2 (3x), last vs. N. Dakota St., 2/15
Doubles	1, vs. Washington State, 2/22
Home runs	—
RBIs	3, vs. North Dakota State, 2/15
Runs scored	1 (2x), last vs. WSU, 2/21
Total bases	2 (3x), last vs. N. Dakota St., 2/15
Walks drawn	1 (2x), last vs. N. Dakota St., 2/15
Stolen bases	—

CAREER HIGHS

Hits	3 (2x), last at Ohio State, 3/24/19
Doubles	1 (14x), last at UC Riverside, 4/13/19
Home runs	1 (4x), last vs. Oregon, 3/8/19
RBIs	3 (3x), last vs. NDSU, 2/15/20
Runs scored	3, vs. Oregon, 3/10/19
Total bases	5, vs. Iowa, 2/23/19
Walks drawn	2, vs. UC Davis, 4/5/19
Stolen bases	1, vs. Longwood, 3/2/19

THE BAEZA REPORT
2020 | RS-Junior

- Started all eight of his games at first base.

2019 | RS-Sophomore

- Big West honorable mention selection.
- Started 48 games at first base.
- Second on the team with four home runs.
- Hit a walk-off single in the 10th inning against Iowa after hitting a home run earlier in the game.
- 14 multi-hit games.

2018 | RS-Freshman

- Three multi-hit games.
- Threw 0.2 innings out of the bullpen.
- Two multi-RBI games.

2017 | Freshman

- Redshirt season.

Jordan HS | Jordan, Utah

- Second team 5A all-state as a junior and senior.
- Won a state championship in 2014.

Personal

- Parents are Jose and Martha Baeza.
- Has one younger brother.

12
**TAI
ATKINS**

LHP/OF • FRESHMAN
5-10 • 160 • L/L
KURTISTOWN, HAWAII
KAMEHAMEHA-HAWAII HS

STATISTICS

AVG	G/GS	AB	R	H	HR	RBI	BB
0.000	0	0	0	0	0	0	0

KEEPING TRACK	2020	CAREER
Multi-hit games	0	0
3-hit/4-hit games	0/0	0/0
Multi-RBI games	0	0

CAREER STATS

	avg	gp-gs	ab	r	h	2b	3b	hr	rbi	tb	slg%	bb	hbp	so	gdp	ob%	sf	sh	sb-att
2020	.000	2-0	0	0	0	0	0	0	0	0	.000	1	0	0	0	1.000	0	0	0-0
CAREER	.000	2-0	0	0	0	0	0	0	0	0	.000	1	0	0	0	1.000	0	0	0-0

SEASON HIGHS

Hits	—
Doubles	—
Home runs	—
RBIs	—
Runs scored	—
Total bases	—
Walks drawn	1, vs. North Dakota State, 2/17
Stolen bases	—

CAREER HIGHS

Hits	—
Doubles	—
Home runs	—
RBIs	—
Runs scored	—
Total bases	—
Walks drawn	1, vs. North Dakota State, 2/17/20
Stolen bases	—

THE ATKINS REPORT
2020 | Freshman

- Made collegiate debut as defensive replacement against Hawai'i-Hilo on Feb. 7.
- Worked a walk in first collegiate plate appearance (NDSU - 2/17).

Kamehameha-Hawai'i | Kea'au, Hawai'i

- Star Advertiser Player of the Year.
- Scoring Live Hawai'i D-II Player of the Year.
- 2016 Hawai'i state champion.
- Career-high 16 strikeouts in one game.
- Hit .364 as a senior.
- Struck out 79 batters in 41 innings pitched with an 0.84 ERA as a senior.
- Two-time Big Island Interscholastic Federation (BIIF) Player of the Year (2017, 2019).
- Four-time BIIF first-team selection.

Personal

- Born in Kohala, Hawai'i.
- Mother is Cheri Atkins.
- Has one younger sister, Presly.
- Plays the ukelele.
- Name comes from the popular drink, Mai Tai.
- Nickname is Kid.

15
**BRENNEN
HANCOCK**

OUTFIELDER/1B • SENIOR

6-4 • 210 • L/R

EVERETT, WASH.

CASCADE HS/BELLEVUE COLLEGE

STATISTICS

AVG	G/GS	AB	R	H	HR	RBI	BB
0.000	4-2	8	1	0	0	0	3

KEEPING TRACK	2020	CAREER
Multi-hit games	0	7
3-hit/4-hit games	0/0	1/0
Multi-RBI games	0	1

CAREER STATS

	avg	gp-gs	ab	r	h	2b	3b	hr	rbi	tb	slg%	bb	hbp	so	gdp	ob%	sf	sh	sb-att
2019	.296	39-28	108	17	32	6	0	1	10	41	.380	18	6	18	2	.424	0	1	4-4
2020	.000	4-2	8	1	0	0	0	0	0	0	.000	3	0	4	1	.273	0	0	0-0
CAREER	.276	43-30	116	18	32	6	0	1	10	41	.353	21	6	22	3	.413	0	1	4-4

SEASON HIGHS

Hits	—
Doubles	—
Home runs	—
RBI	—
Runs scored	1, vs. North Dakota State, 2/15
Total bases	—
Walks drawn	2, vs. North Dakota State, 2/15
Stolen bases	—

CAREER HIGHS (4-YR COLLEGE)

Hits	3, at UC Riverside, 4/14/19
Doubles	2, vs. UC Davis, 4/5/19
Home runs	1, at Long Beach State, 5/24/19
RBI	2, at Ohio State, 3/23/19
Runs scored	2 (2x), last at UC Riverside, 4/13/19
Total bases	4 (2x), last at Long Beach State, 5/24/19
Walks drawn	2 (4x), last vs. NDSU, 2/15/20
Stolen bases	2 (2x), last at UC Riverside, 4/12/19

THE HANCOCK REPORT
2020 | Senior

- Still looking for first base hit of season.

2019 | Junior

- Made Rainbow debut in first game of doubleheader against Portland.
- Got his first start in second game of doubleheader against Portland.
- Picked up a hit and an RBI in first career UH start.
- 19-game on-base streak - second longest on team.
- One multi-RBI game.
- Seven multi-hit games.

Bellevue College | Bellevue, Wash.

- Won a NWAC North Region Gold Glove for first base in 2017.
- Hit 10 home runs over two seasons for Bellevue.
- First collegiate hit came against Columbia Basin.
- Had a six-RBI game against Pierce.

Cascade HS | Everett, Wash.

- 2016 WESCO 4A state champion.
- 2014 WESCO 4A state champion.
- Two-time all-conference first team selection.
- All-conference honorable mention as a sophomore.
- All-Washington second team in 2016.

Personal

- Parents are Billy and Linda Hancock.
- Has two older brothers.

17
**TYLER
MURRAY**

CATCHER • RS-SENIOR

6-0 • 215 • R/R

HUNTINGTON BEACH, CALIF.

HUNTINGTON BEACH HS

STATISTICS

AVG	G/GS	AB	R	H	HR	RBI	BB
0.000	4-4	10	2	0	0	2	0

KEEPING TRACK	2020	CAREER
Multi-hit games	0	11
3-hit/4-hit games	0/0	3/0
Multi-RBI games	0	0

CAREER STATS

	avg	gp-gs	ab	r	h	2b	3b	hr	rbi	tb	slg%	bb	hbp	so	gdp	ob%	sf	sh	sb-att
2017	.258	9-9	31	5	8	4	0	0	2	12	.387	3	0	3	2	.324	0	1	0-0
2018	.213	18-17	61	9	13	2	0	1	6	18	.295	5	1	9	2	.279	1	1	0-0
2019	.263	35-33	99	10	26	6	0	0	10	32	.323	14	3	23	0	.371	0	3	0-0
2020	.000	4-4	10	2	0	0	0	0	2	0	.000	0	1	2	0	.083	1	3	0-0
CAREER	.234	66-63	201	26	47	12	0	1	20	62	.308	22	5	37	4	.322	2	8	0-0

SEASON HIGHS

Hits	—
Doubles	—
Home runs	—
RBI	1 (2x), vs. Washington State, 2/21
Runs scored	1 (2x), vs. North Dakota St., 2/17
Total bases	—
Walks drawn	—
Stolen bases	—

CAREER HIGHS

Hits	3, vs. UC Davis, 4/7/19
Doubles	2, vs. UC Davis, 4/7/19
Home runs	1, at UC Irvine, 3/29/18
RBI	2 (3x), last vs. UC Davis, 4/7/19
Runs scored	3 (2x), last vs. UC Davis, 4/17/19
Total bases	5, vs. UC Davis, 4/17/19
Walks drawn	2, vs. UC Irvine, 3/29/19
Stolen bases	—

THE MURRAY REPORT
2018 | RS-Junior

- First multi-RBI game against UC Irvine (3/29).
- Had three multi-RBI games over six games.

2018 | RS-Sophomore

- Hit first collegiate home run against UC Irvine (3/29).

2017 | RS-Freshman

- First collegiate hit was a double in first collegiate start and game played (2/25 vs. San Francisco).
- Back-to-back games with a 2B to start career.

2016 | Freshman

- Redshirt season.

Huntington Beach HS | Huntington Beach, Calif.

- Two-time all-Sunset league first team selection.
- 2015 Sunset league champions.
- 2015 CIF Southern Section D-I champions.
- High school teammates with Logan Poulsen.
- 2015 Perfect Game All-American California Region honorable mention.
- 2014 Perfect Game All-American California Region underclass honorable mention.

Personal

- Father is Ken Murray.

18
**ADAM
FOGEL**

OUTFIELDER • RS-JUNIOR
6-5 • 215 • R/R
PALOS VERDES, CALIF.
PALOS VERDES HS

STATISTICS

	AVG	G/GS	AB	R	H	HR	RBI	BB
	0.107	9-8	28	3	3	0	5	4

KEEPING TRACK	2020	CAREER
Multi-hit games	1	31
3-hit/4-hit games	1/0	10/1
Multi-RBI games	1	18

CAREER STATS

	avg	gp-gs	ab	r	h	2b	3b	hr	rbi	tb	slg%	bb	hbp	so	gdp	ob%	sf	sh	sb-att
2017	.293	45-44	167	21	49	16	0	4	27	77	.461	14	4	39	3	.354	4	0	2-3
2018	.296	51-51	196	29	58	17	2	8	37	103	.526	24	2	43	6	.378	0	0	1-3
2019	.268	10-10	41	9	11	4	0	2	6	21	.512	7	2	12	1	.400	0	0	1-1
2020	.107	9-8	28	3	3	0	0	0	5	3	.107	4	1	9	0	.222	3	0	0-0
CAREER	.280	115-113	432	62	121	37	2	14	75	204	.472	49	9	103	10	.360	7	0	4-7

SEASON HIGHS

Hits	3, vs. North Dakota State, 2/17
Doubles	—
Home runs	—
RBI	2, vs. Hawai'i-Hilo, 2/8
Runs scored	1, vs. Hawai'i-Hilo, 2/7
Total bases	—
Walks drawn	2, vs. Hawai'i-Hilo, 2/7
Stolen bases	—

CAREER HIGHS

Hits	4, at UC Davis, 4/7/18
Doubles	2 (4x), last vs. Iowa, 2/22/19
Home runs	2, vs. Portland, 2/16/19
RBI	4, at UC Santa Barbara, 5/26/19
Runs scored	2 (12x), last vs. Longwood, 3/2/19
Total bases	8, vs. Portland, 2/16/19
Walks drawn	2 (9x), last vs. Hawai'i-Hilo, 2/7/20
Stolen bases	1 (4x), last vs. Iowa, 2/22/19

THE FOGEL REPORT
2020 | RS-Junior

- Did not pick up a bat until Jan. 13, 2020 after rehab from injury.
- Has one game with a hit, went 3-4 that game.

2019 | Junior

- Started the first 10 games before a season-ending injury.
- Redshirt the 2019 season.

2018 | Sophomore

- All-Big West HM for 2nd straight year.
- Academic All-Big West honoree.
- One of two Rainbows to start all 51 games.
- Seventh-most RBI in Big West - team leader (33).
- Had three assists from right field.
- Most for a Hawaii player since 2010.

2017 | Freshman

- Collegiate Baseball Freshman All-American.
- All-Big West honorable mention.
- Jewish Sports Report all-American first team.
- Third-highest batting average on team.
- Second-most doubles in Big West play (8).
- Hit first career home run vs SJSU (3/26).

Palos Verdes HS | Palos Verdes, Calif.

- Garciparra Baseball Group (GBG) player (2 years).
- Won Navy Evoshield National Championship.
- Earned all-league honors as a junior.
- Two-time All-League honoree in basketball.

Personal

- Parents are Seth and Lorie Fogel.
- Father, Seth, played football at Cal.
- Is the middle child, with two brothers.

20
**DUSTIN
DEMETER**

INFIELDER • RS-JUNIOR
6-1 • 190 • L/R
GOLETA, CALIF.
DOS PUEBLOS HS

STATISTICS

	AVG	G/GS	AB	R	H	HR	RBI	BB
	0.300	10-10	30	5	9	2	10	9

KEEPING TRACK	2020	CAREER
Multi-hit games	2	32
3-hit/4-hit games	0/0	5/0
Multi-RBI games	4	14

CAREER STATS

	avg	gp-gs	ab	r	h	2b	3b	hr	rbi	tb	slg%	bb	hbp	so	gdp	ob%	sf	sh	sb-att
2017	.286	46-45	175	22	50	6	1	2	29	64	.366	12	3	29	1	.335	4	6	1-2
2018	.279	47-39	147	16	41	7	1	3	16	59	.401	15	4	33	2	.357	2	0	0-1
2020	.300	10-10	30	5	9	2	1	2	10	19	.633	9	0	8	0	.429	3	0	0-1
CAREER	.284	103-94	352	43	100	15	3	7	55	142	.403	36	7	70	3	.354	9	6	1-4

SEASON HIGHS

Hits	2 (2x), last vs. N. Dakota St., 2/16
Doubles	1 (2x), last vs. N. Dakota St., 2/16
Home runs	1 (2x), last vs. N. Dakota St., 2/15
RBI	3, vs. Hawai'i-Hilo, 2/7
Runs scored	1 (2x), last vs. Hawai'i-Hilo, 2/8
Total bases	6, vs. Hawai'i-Hilo, 2/7
Walks drawn	2 (3x), last vs. N. Dakota St., 2/16
Stolen bases	—

CAREER HIGHS

Hits	3 (4x), last vs. Cal Poly, 5/5/18
Doubles	2, at UC Irvine, 3/30/18
Home runs	1 (7x), last N. Dakota St., 2/15/20
RBI	4 (2x), last at CS Fullerton, 4/21/18
Runs scored	3, at UC Irvine, 3/31/18
Total bases	7, at CS Fullerton, 4/21/18
Walks drawn	2 (4x), last at UC Irvine, 3/31/18
Stolen bases	1, vs. Sacred Heart, 3/12/17

THE DEMETER REPORT
2020 | RS-Junior

- Hit walk-off home run against Hawai'i-Hilo on opening night.

2019 | Junior

- Redshirt season due to injury.

2018 | Sophomore

- Scored the winning run in back-to-back walk-off wins over Penn State on March 9 and 10. Also hit first career homer on March 9.
- Had a pair of three-hit games in wins over CSUN on March 2 and Northern Colorado on March 29.

2017 | Freshman

- Hit first collegiate home run at Minnesota (3/2).
- Drove in a season-high four RBI at Minnesota (3/2).
- Scored a run in six-straight games.
- Led the team in RBI (29).

Dos Pueblos HS | Goleta, Calif.

- 2016 CIF Southern Section Division II semi-final appearance.
- Four-time postseason honoree (two first-team, two second-team).
- Selected in the 38th Round of the MLB Draft by the Miami Marlins.

Personal

- Parents are Dave and Donna Demeter.
- Has one younger brother.

21
**DAYLEN
CALICDAN**

OUTFIELDER • RS-JUNIOR
5-10 • 175 • R/R
HILO, HAWAII
KAMEHAMEHA-HAWAII HS

STATISTICS

AVG	G/GS	AB	R	H	HR	RBI	BB
0.263	5-5	19	2	5	0	3	0

KEEPING TRACK	2020	CAREER
Multi-hit games	1	19
3-hit/4-hit games	0/0	3/2
Multi-RBI games	0	3

CAREER STATS

	avg	gp-gs	ab	r	h	2b	3b	hr	rbi	tb	slg%	bb	hbp	so	gdp	ob%	sf	sh	sb-att
2018	.263	13-5	19	3	5	1	0	0	1	6	.316	2	0	3	1	.333	0	0	0-0
2019	.310	48-44	168	31	52	10	1	1	19	67	.399	12	5	25	1	.367	3	3	3-4
2020	.263	5-5	19	2	5	0	1	0	3	7	.368	0	0	5	0	.263	0	0	0-1
CAREER	.301	66-54	206	36	62	11	2	1	23	80	.388	14	5	33	2	.355	3	3	3-5

SEASON HIGHS

Hits	2, vs. North Dakota State, 2/15
Doubles	—
Home runs	—
RBI	1 (3x), last vs. WSU, 2/23
Runs scored	1 (2x), last vs. WSU 2/23
Total bases	—
Walks drawn	—
Stolen bases	—

CAREER HIGHS

Hits	5, vs. UC Davis, 4/7/19
Doubles	3, vs. UC Davis, 4/7/19
Home runs	1, at CSUN, 4/27/19
RBI	3, vs. Oregon, 3/7/19
Runs scored	4 (2x), last vs. UC Davis, 4/7/19
Total bases	8, vs. UC Davis, 4/7/19
Walks drawn	2 (4x), last at CBU, 4/30/19
Stolen bases	1 (3x), last at UC Riverside, 4/12/19

THE CALICDAN REPORT
2020 | RS-Junior

- Platoon right-fielder with Tyler Best.

2019 | RS-Sophomore

- Top batting average on team (.310).
- First 5-for-5 game against came against UC Davis (4/7).
- Followed up 5-for-5 game with 4-hit night two games later at UC Riverside (4/12).
- Finished the season with a three-game two-hit streak.
- Started the season with a .111 batting average over the first nine games (started five of those games).

2018 | RS-Freshman

- First collegiate hit and RBI in first collegiate start against BYU (2/24).
- Multi-hit game against Illinois State (3/17).
- Earned two walks in his first start, then did not walk the rest of the season.

2017 | Freshman

- Redshirt season.

Kamehameha-Hawaii | Kea'au, Hawaii

- 2016 D-II State Champion.
- Four-time Big Island Interscholastic Federation champion.

Personal

- Father, Anthony, played football at Northwestern University.
- Mother, Theresa, played basketball at Regis University.
- Chose Grand Canyon for its player development and head coach Andy Stankiewicz.

22
**BUBBA
AKANA**

INFIELDER • FRESHMAN
6-2 • 195 • L/R
HONOLULU, O'AHU
ST. FRANCIS HS

STATISTICS

AVG	G/GS	AB	R	H	HR	RBI	BB
0.000	1-1	3	0	0	0	0	0

KEEPING TRACK	2020	CAREER
Multi-hit games	0	0
3-hit/4-hit games	0/0	0/0
Multi-RBI games	0	0

CAREER STATS

	avg	gp-gs	ab	r	h	2b	3b	hr	rbi	tb	slg%	bb	hbp	so	gdp	ob%	sf	sh	sb-att
2020	.000	1-1	3	0	0	0	0	0	0	0	.000	0	0	2	0	.000	0	0	0-0
CAREER	.000	1-1	3	0	0	0	0	0	0	0	.000	0	0	2	0	.000	0	0	0-0

SEASON HIGHS

Hits	—
Doubles	—
Home runs	—
RBI	—
Runs scored	—
Total bases	—
Walks drawn	—
Stolen bases	—

CAREER HIGHS

Hits	—
Doubles	—
Home runs	—
RBI	—
Runs scored	—
Total bases	—
Walks drawn	—
Stolen bases	—

THE AKANA REPORT
2020 | Freshman

- First career start at second base vs. Washington State (2/23).

St. Francis HS | Honolulu, O'ahu

- 2019 Rawlings PG Preseason All-American.
- No. 1 prospect in the state of Hawaii.
- 2019 D-II State Champion.
- 2019 Interscholastic League of Honolulu (ILH) D-II Position Player of the Year.
- Four-time ILH first-team selection.
- 2019 Star-Advertiser All-State honorable mention.
- 2019 Scoring Live All-State first-team selection.
- Two-time Scoring Live All-State second-team.
- 2016 Scoring Live All-State honorable mention.
- Finished third at the D-II State Tournament in 2016.
- Two-time D-II state champion in basketball.
- Two-time Honolulu Star-Advertiser All-State honorable mention quarterback.

Personal

- Born Kaimanuwai "Bubba" Akana.
- Parents are Kip and Darlani Akana.
- Has three older sisters, Kawailani, Cady and Millie, one older brother, Cody, and two younger brothers, Chase and Ka'eo.
- Played club baseball for the Hawaii Baseball Group.
- Uncle John Matias played professional baseball for the Chicago White Sox in 1970.
- Uncle Joe DeSea played professional baseball for the St. Louis Cardinals in 1980 and the Chicago White Sox in 1985.
- Chose Hawaii because "it was my dream as a young boy to play baseball for the University of Hawaii."

26
**VINCE
REILLY**

RHP/OF • FRESHMAN
5-10 • 150 • R/R
MOORPARK, CALIF.
THOUSAND OAKS HS

STATISTICS

AVG	G/GS	AB	R	H	HR	RBI	BB
0.000	0	0	0	0	0	0	0

KEEPING TRACK

2020

CAREER

Multi-hit games	0	0
3-hit/4-hit games	0/0	0/0
Multi-RBI games	0	0

SEASON HIGHS

Hits	—
Doubles	—
Home runs	—
RBIs	—
Runs scored	—
Total bases	—
Walks drawn	—
Stolen bases	—

CAREER HIGHS

Hits	—
Doubles	—
Home runs	—
RBIs	—
Runs scored	—
Total bases	—
Walks drawn	—
Stolen bases	—

THE REILLY REPORT
2020 | Freshman

- Made collegiate debut out of bullpen as a pitcher on Feb. 7 vs. Hawai'i-Hilo.
- Has zero plate appearances.

Thousand Oaks HS | Thousand Oaks, Calif.

- Hit .299 as a senior with seven RBIs and six doubles.
- Finished 2019 with a sub-1.00 ERA in 21.1 innings pitched.
- Allowed three earned runs while striking out 18 in 10 games.
- Second-most innings pitched on the team in 2019.

Personal

- Mother is Debbie Reilly.

CAREER STATS

	avg	gp-gs	ab	r	h	2b	3b	hr	rbi	tb	slg%	bb	hbp	so	gdp	ob%	sf	sh	sb-att
CAREER																			

28
**KEVIN
TAYLOR**

UTILITY • FRESHMAN
5-7 • 135 • R/R
THOUSAND OAKS, CALIF.
WESTLAKE HS

STATISTICS

AVG	G/GS	AB	R	H	HR	RBI	BB
0.000	2-0	2	0	0	0	0	0

KEEPING TRACK

2020

CAREER

Multi-hit games	0	0
3-hit/4-hit games	0/0	0/0
Multi-RBI games	0	0

SEASON HIGHS

Hits	—
Doubles	—
Home runs	—
RBIs	—
Runs scored	—
Total bases	—
Walks drawn	—
Stolen bases	—

CAREER HIGHS

Hits	—
Doubles	—
Home runs	—
RBIs	—
Runs scored	—
Total bases	—
Walks drawn	—
Stolen bases	—

THE TAYLOR REPORT
2020 | Freshman

- Has played in two games off the bench.

Westlake HS | Thousand Oaks, Calif.

- Second-team All-Maramonte League selection.
- Voted Offensive MVP on the team as a senior.
- Voted Defensive MVP on the team as a junior.
- Played for the So. Cal. Giants club baseball team.
- Won the Under Armour Southwest Championship in 2019.

Personal

- Parents are Mark and Sue Taylor.
- Has one older brother, Steve.
- Majoring in business.

CAREER STATS

	avg	gp-gs	ab	r	h	2b	3b	hr	rbi	tb	slg%	bb	hbp	so	gdp	ob%	sf	sh	sb-att
2020	.000	2-0	2	0	0	0	0	0	0	0	.000	0	0	1	0	.000	0	0	0-0
CAREER	.000	2-0	2	0	0	0	0	0	0	0	.000	0	0	1	0	.000	0	0	0-0

30
NAIGHEL CALDERON

OUTFIELDER • FRESHMAN
5-10 • 165 • R/R
LANAI CITY, LANAI
LANAI HS

STATISTICS

AVG	G/GS	AB	R	H	HR	RBI	BB
0.000	1-1	3	0	0	0	0	0

KEEPING TRACK	2020	CAREER
Multi-hit games	0	0
3-hit/4-hit games	0/0	0/0
Multi-RBI games	0	0

CAREER STATS

	avg	gp-gs	ab	r	h	2b	3b	hr	rbi	tb	slg%	bb	hbp	so	gdp	ob%	sf	sh	sb-att
2020	.500	3-0	2	0	1	0	0	0	0	1	.500	0	0	1	0	.500	0	0	0-0
CAREER	.500	3-0	2	0	1	0	0	0	0	1	.500	0	0	1	0	.500	0	0	0-0

SEASON HIGHS

Hits	1, vs. North Dakota State, 2/16
Doubles	—
Home runs	—
RBIs	—
Runs scored	—
Total bases	—
Walks drawn	—
Stolen bases	—

CAREER HIGHS

Hits	1, vs. North Dakota State, 2/16/20
Doubles	—
Home runs	—
RBIs	—
Runs scored	—
Total bases	—
Walks drawn	—
Stolen bases	—

THE CALDERON REPORT
2020 | Freshman

- Made collegiate debut as defensive replacement against Hawai'i-Hilo on Feb. 7.

Lanai HS | Lanai City, Lanai

- Four-time Maui Interscholastic League (MIL) first team selection.
- MIL football first team selection.
- MIL basketball first team selection.

Personal

- Parents are Charlie and Kimberly Calderon.
- Has one older brother, Isaac, and one younger sister, Summer.

31
BLAKE HIRAKI

CATCHER • FRESHMAN
5-11 • 180 • R/R
MILILANI, O'AHU
'IOLANI HS

STATISTICS

AVG	G/GS	AB	R	H	HR	RBI	BB
0.000	2-0	2	0	0	0	0	0

KEEPING TRACK	2020	CAREER
Multi-hit games	0	0
3-hit/4-hit games	0/0	0/0
Multi-RBI games	0	0

CAREER STATS

	avg	gp-gs	ab	r	h	2b	3b	hr	rbi	tb	slg%	bb	hbp	so	gdp	ob%	sf	sh	sb-att
CAREER																			

SEASON HIGHS

Hits	—
Doubles	—
Home runs	—
RBIs	—
Runs scored	—
Total bases	—
Walks drawn	—
Stolen bases	—

CAREER HIGHS

Hits	—
Doubles	—
Home runs	—
RBIs	—
Runs scored	—
Total bases	—
Walks drawn	—
Stolen bases	—

THE HIRAKI REPORT
'Iolani HS | Honolulu, O'ahu

- Helped team to third place HHSAA Tournament finish in 2018.

Personal

- Parents are Bryce and Emyline Hiraki
- Has two younger siblings, a brother Brayden and a sister Eryn.

32
**LINCOLN
ORELLANA**

OUTFIELDER • FRESHMAN
6-4 • 195 • L/L
WILTON, CALIF.
SHELDON HS

STATISTICS

AVG	G/GS	AB	R	H	HR	RBI	BB
0.000	0	0	0	0	0	0	0

KEEPING TRACK	2020	CAREER
Multi-hit games	0	0
3-hit/4-hit games	0/0	0/0
Multi-RBI games	0	0

CAREER STATS

	avg	gp-gs	ab	r	h	2b	3b	hr	rbi	tb	slg%	bb	hbp	so	gdp	ob%	sf	sh	sb-att
CAREER																			

SEASON HIGHS

Hits	—
Doubles	—
Home runs	—
RBIs	—
Runs scored	—
Total bases	—
Walks drawn	—
Stolen bases	—

CAREER HIGHS

Hits	—
Doubles	—
Home runs	—
RBIs	—
Runs scored	—
Total bases	—
Walks drawn	—
Stolen bases	—

THE ORELLANA REPORT
Sheldon HS | Sacramento, Calif.

- Hit .350 as a senior with nine RBI and three home runs.
- Struck out just seven times as a senior.
- Stole six bases on seven attempts.
- Posted a gaudy .465 batting average and a .589 on-base percentage as a junior with 23 RBI.
- Played club baseball for Norcal Valley.

Personal

- Parents are Lincoln and Patricia Orellana.
- Chose Hawai'i because "it was the perfect place for me."

37
**RYDER
KUHN**

FIRST BASE • RS-SENIOR
6-1 • 200 • R/R
HONOLULU, O'AHU
ST. LOUIS HS/SANTA ROSA JC/CSUN

STATISTICS

AVG	G/GS	AB	R	H	HR	RBI	BB
0.500	3-0	2	0	1	0	0	0

KEEPING TRACK	2020	CAREER
Multi-hit games	0	0
3-hit/4-hit games	0/0	0/0
Multi-RBI games	0	1

CAREER STATS

	avg	gp-gs	ab	r	h	2b	3b	hr	rbi	tb	slg%	bb	hbp	so	gdp	ob%	sf	sh	sb-att
2020	.250	3-1	4	1	1	1	0	0	1	2	.500	0	1	3	0	.333	1	0	0-0
CAREER	.250	3-1	4	1	1	1	0	0	1	2	.500	0	1	3	0	.333	1	0	0-0

SEASON HIGHS

Hits	1, vs. Washington State, 2/23
Doubles	1, vs. Washington State, 2/23
Home runs	—
RBIs	—
Runs scored	1, vs. Washington State, 2/23
Total bases	1, vs. Washington State, 2/23
Walks drawn	—
Stolen bases	—

CAREER HIGHS (4-YR COLLEGE)

Hits	1 (2x), last vs. WSU, 2/23/20
Doubles	1, vs. Washington State, 2/23/20
Home runs	1, vs. Manhattan, 2/23/18
RBIs	3, vs. Manhattan, 2/23/18
Runs scored	1 (2x), last vs. WSU, 2/23/20
Total bases	4, vs. Manhattan, 2/23/18
Walks drawn	2, vs. Manhattan, 2/24/18
Stolen bases	—

THE KUHN REPORT
2020 | RS-Senior

- First career start vs. Washington State (Feb. 23).
- Hit sac fly in first plate appearance in first start.
- Hit double in second at-bat of the season.

2019 | Senior

- Redshirt season due to transfer rules.

CSUN | Northridge, Calif.

- Played in three games with four at-bats.
- Only hit of the year was a home run.
- Hit three-run home run against Manhattan (2/23).

Santa Rosa JC | Santa Rosa, Calif.

- Hit 15 home runs as a sophomore.
- Second in California CC Athletic Association in home runs.
- Back-to-back .330-plus seasons.

St. Louis HS | Honolulu, O'ahu

- Played football and baseball.
- Threw for 25 touchdowns and over 2,000 yards as a junior.

Personal

- Majoring in Human Development and Family Studies.
- Was the starting quarterback at Saint Louis HS before Tua Tagovailoa.

44
**LOGAN
POUELSEN**

INF/RHP • SENIOR
6-2 • 242 • L/R
HUNTINGTON BEACH, CALIF.
HUNTINGTON BEACH HS

STATISTICS

AVG	G/GS	AB	R	H	HR	RBI	BB
0.000	0	0	0	0	0	0	0

KEEPING TRACK	2020	CAREER
Multi-hit games	0	10
3-hit/4-hit games	0/0	4/0
Multi-RBI games	0	8

CAREER STATS

	avg	gp-gs	ab	r	h	2b	3b	hr	rbi	tb	slg%	bb	hbp	so	gdp	ob%	sf	sh	sb-att
2017	.276	37-30	98	16	27	6	0	2	10	39	.398	17	1	13	1	.385	1	3	1-1
2018	.268	25-23	82	7	22	5	1	1	11	32	.390	10	0	18	1	.348	0	1	0-0
2019	.203	26-15	64	9	13	0	0	2	14	19	.297	12	3	19	1	.354	0	1	2-2
CAREER	.000	0-0	0	0	0	0	0	0	0	0	.000	0	0	0	0	.000	0	0	0-0

SEASON HIGHS

Hits	—
Doubles	—
Home runs	—
RBI	—
Runs scored	—
Total bases	—
Walks drawn	—
Stolen bases	—

CAREER HIGHS

Hits	3 (4x), last vs. Longwood, 3/5/19
Doubles	2 (2x), last vs. UC Irvine, 3/29/18
Home runs	1 (5x), last vs. CS Fullerton, 4/19/19
RBI	3, vs. CS Fullerton, 4/19/19
Runs scored	3, vs. Nevada, 3/30/17
Total bases	5, vs UC Irvine, 3/29/18
Walks drawn	3, vs. Iowa, 2/24/19
Stolen bases	1 (3x), last vs. Longwood, 3/5/19

THE POUELSEN REPORT
2019 | Junior

- One multi-hit game.
- Three multi-RBI games.
- Hit a pinch-hit 3-run walk-off home run against Cal State Fullerton (4/19).
- Fourth-most innings pitched on team.

2018 | Sophomore

- Threw first collegiate complete game in second-career start against Loyola Marymount (3/4).
- Struck out five without allowing a walk in CG.
- Season-high 105 pitches thrown against LMU.
- Earned wins in first two starts of career.
- Fourth-most innings pitched on team.
- Hit only home run of season in win at #13 LSU.

2017 | Freshman

- First collegiate hit came in second career start against San Francisco (2/25).
- Hit first collegiate home run against Sacred Heart (3/9) - also had first 2-RBI game of career.

Huntington Beach HS | Huntington Beach, Calif.

- Helped the Oilers to first-ever CIF Southern Section Division I championship.
- High school teammates with Tyler Murray.
- 2015 All-CIF Southern Section first team selection.
- Ranked No. 220 overall prospect in the country by Perfect Game.
- Selected as a 2015 Perfect Game USA first team Underclass All-American and CalHiSports All-State first team Underclass All-American.

Personal

- Parents are Sean and Heather Poulsen.
- Has one younger sister.

12

TAI ATKINS

LHP/OF • FRESHMAN
5-10 • 160 • L/L
KURTISTOWN, HAWAII
KAMEHAMEHA-HAWAII HS

STATISTICS

W-L	ERA	G/GS	SV	IP	BB	SO	AVG
0-0	1.69	2-0	0	5.1	1	8	.222

KEEPING TRACK

	2020	CAREER
Struck out 3+/5+/7+	1/1/1	1/1/1
No walks	1	1
Scoreless	1	1

CAREER STATS

	era	w-l	app	gs	cq	sho	sv	ip	h	r	er	bb	so	2b	3b	hr	bf	bavg
2020	1.69	0-0	2	0	0	0/0	0	5.1	4	1	1	1	8	1	0	0	21	.222
CAREER	1.69	0-0	2	0	0	0/0	0	5.1	4	1	1	1	8	1	0	0	21	.222

SEASON HIGHS

Innings pitched	4.0, vs Washington State, 2/20
Walks	1, vs Washington State, 2/20
Strikeouts	7, vs Washington State, 2/20
Batters faced	15, vs Washington State, 2/20
Pitches thrown	62, vs Washington State, 2/20

CAREER HIGHS

Innings pitched	4.0, vs Washington State, 2/20/20
Walks	1, vs Washington State, 2/20/20
Strikeouts	7, vs Washington State, 2/20/20
Batters faced	15, vs Washington State, 2/20/20
Pitches thrown	62, vs Washington State, 2/20/20

THE ATKINS REPORT

2020 | Freshman

- Made collegiate debut as defensive replacement against Hawai'i-Hilo on Feb. 7.
- Averages 13.50 strikeouts per nine innings.

Kamehameha-Hawaii | Kea'au, Hawaii

- Star Advertiser Player of the Year.
- Scoring Live Hawai'i D-II Player of the Year.
- 2016 Hawai'i state champion.
- Career-high 16 strikeouts in one game.
- Hit .364 as a senior.
- Struck out 79 batters in 41 innings pitched with an 0.84 ERA as a senior.
- Two-time Big Island Interscholastic Federation (BIIF) Player of the Year (2017, 2019).
- Four-time BIIF first-team selection.

Personal

- Born in Kohala, Hawai'i.
- Mother is Cheri Atkins.
- Has one younger sister, Presly.
- Plays the ukelele.
- Name comes from the popular drink, Mai Tai.
- Nickname is Kid.

13

LI'I PONTES

RHP • SOPHOMORE
5-11 • 175 • R/R
MILILANI, O'AHU
KAMEHAMEHA-KAPALAMA HS

STATISTICS

W-L	ERA	G/GS	SV	IP	BB	SO	AVG
0-0	8.10	2-0	0	3.1	0	1	.333

KEEPING TRACK

	2020	CAREER
Struck out 3+/5+/7+	0/0/0	6/2/1
No walks	2	9
Scoreless	1	5

CAREER STATS

	era	w-l	app	gs	cq	sho	sv	ip	h	r	er	bb	so	2b	3b	hr	bf	bavg
2019	4.60	3-3	14	7	0	0/0	0	45.0	54	31	23	10	35	5	1	8	197	.293
2020	8.10	0-0	2	0	0	0/1	0	3.1	4	3	3	0	1	1	0	0	13	.333
CAREER	4.84	3-3	16	7	0	0/1	0	48.1	58	34	26	10	36	6	1	8	210	.296

SEASON HIGHS

Innings pitched	3.0, vs. North Dakota State, 2/17
Walks	—
Strikeouts	1, vs. North Dakota State, 2/17
Batters faced	9, vs. North Dakota State, 2/17
Pitches thrown	31, vs. North Dakota State, 2/17

CAREER HIGHS

Innings pitched	5.0 (4x), last at Ohio State, 3/22/19
Walks	2 (3x), last vs. UC Davis, 4/8/19
Strikeouts	7, vs. Longwood, 3/1/19
Batters faced	24, at Ohio State, 3/22/19
Pitches thrown	91, vs. Oregon, 3/7/19

THE PONTES REPORT

2019 | Freshman

- Posted a 3-3 record with a 4.60 ERA while opposing batters hit .293.
- Struck out 35 batters and yielded just 10 walks in 45.0 innings of work.
- In first career appearance, pitched 5.0 scoreless innings with two strikeouts out of the bullpen versus Portland (Feb. 17).
- Made first start against Iowa, going 5.0 innings and giving up four runs on three hits with four strikeouts (Feb. 23).
- Struck out a season-best seven in 3.0 innings of relief to earn first collegiate victory over Longwood (March 1).

Kamehameha-Kapalama | Honolulu, O'ahu

- Earned First-Team All-State as a junior in 2017.
- Three-time All-Interscholastic League of Honolulu Division I selection - Honorable Mention (2018), First Team (2017) and Second Team (2016).
- As a junior, posted a 0.95 ERA with a 6-1 record and 29 strikeouts.
- Played club ball for Team California Baseball - a top 10 nationally ranked team.
- Graduated with a 3.5 grade point average in the classroom.

Personal

- Born in Mililani, O'ahu.
- Nickname is "Li'i".
- Major is Business.
- Has two older sisters and an older brother.
- Parents are Jadelyn and Clifford Pontes.

19
**CARTER
LOEWEN**

RHP • RS-JUNIOR
6-4 • 240 • R/R
ABBOTSFORD, B.C., CANADA
YALE SECONDARY

STATISTICS

W-L	ERA	G/GS	SV	IP	BB	SO	AVG
0-0	0.00	3-0	0	3.0	0	3	.100

KEEPING TRACK

2020

CAREER

Struck out 3+/5+/7+	0/0/0	1/0/0
No walks	2	6
Scoreless	2	8

CAREER STATS

	era	w-l	app	gs	cg	sho	sv	ip	h	r	er	bb	so	2b	3b	hr	bf	bavg
2018	99.00	0-0	1	0	0	0/0	0	0.0	2	6	5	3	0	1	0	0	6	.667
2019	3.18	0-1	10	0	0	0/0	0	11.1	7	4	4	6	5	0	0	2	46	.175
2020	0.00	0-0	3	0	0	0/0	0	3.0	1	0	0	0	3	0	0	0	11	.100
CAREER	5.65	0-1	14	0	0	0/0	0	14.1	10	10	9	9	8	1	0	2	63	.189

SEASON HIGHS

Innings pitched	1.0 (3x), last vs. WSU, 2/22
Walks	0, vs. North Dakota State, 2/15
Strikeouts	2, vs. Washington State, 2/20
Batters faced	4, vs. Washington State, 2/20
Pitches thrown	23, vs. Washington State, 2/20

CAREER HIGHS

Innings pitched	2.2, vs. CSU Bakersfield, 3/15/19
Walks	3, vs. Cal Poly, 5/4/18
Strikeouts	3, vs. Longwood, 3/2/19
Batters faced	10, vs. CSU Bakersfield, 3/15/19
Pitches thrown	31, vs. CSU Bakersfield, 3/15/19

THE LOEWEN REPORT
2019 | RS-Sophomore

- Recorded five strikeouts and held opposing hitters to a .175 batting average.
- Pitched a season high 2.2 innings, allowing just two hits (3/15).
- Academic All-Big West honors.

2018 | RS-Freshman

- Made one pitching appearance out of the UH bullpen, playing in a home game versus Cal Poly (May 4).

2017 | Freshman

- Redshirt season.

Yale Secondary | Abbotsford, B.C., Canada

- No school-sponsored team, played three seasons of baseball for the Abbotsford Cardinals, aiding the squad to the 2016 British Columbia Premier Baseball League (BCPBL) Championship.
- Received All-Canada/PuertoRico Region Honorable Mention by Perfect Game.
- Two-time All-BCPBL second-team honoree (2015-16).

Personal

- Born in Abbotsford, British Columbia, Canada.
- Majoring in Communication.
- Has one older sister.
- Drafted in 2016 MLB Draft in the 40th round (1,212 overall) by the Toronto Blue Jays.
- An avid snowboarder.
- Parents are Gord Loewen and Andrea Reimer of Abbotsford, B.C., Canada.

23
**JEREMY
WU-YELLAND**

LHP • JUNIOR
6-2 • 210 • L/L
SPOKANE, WASH.
CENTRAL VALLEY HS

STATISTICS

W-L	ERA	G/GS	SV	IP	BB	SO	AVG
1-1	1.42	4-0	1	6.1	3	7	.200

KEEPING TRACK

2020

CAREER

Struck out 3+/5+/7+	1/0/0	12/6/2
No walks	1	12
Scoreless	3	15

CAREER STATS

	era	w-l	app	gs	cg	sho	sv	ip	h	r	er	bb	so	2b	3b	hr	bf	bavg
2018	6.14	1-3	16	1	0	0/0	0	29.1	22	23	20	18	32	7	0	3	133	.208
2019	4.86	2-4	17	7	0	0/0	1	46.1	43	27	25	32	44	11	2	1	217	.249
2020	1.42	1-1	4	0	0	0/0	1	6.1	5	1	1	3	7	1	0	0	30	.200
CAREER	5.05	4-8	37	8	0	0/0	2	82.0	70	51	46	53	83	19	2	4	380	.230

SEASON HIGHS

Innings pitched	3.0, vs. Hawai'i-Hilo, 2/7/20
Walks	2, vs. North Dakota State, 2/14
Strikeouts	3, vs. Hawai'i-Hilo, 2/7/20
Batters faced	12, vs. Hawai'i-Hilo, 2/7/20
Pitches thrown	47, vs. Hawai'i-Hilo, 2/7/20

CAREER HIGHS

Innings pitched	7.0, vs. Oregon, 3/9/19
Walks	5, vs. Iowa, 2/22/19
Strikeouts	10, vs. Seton Hall, 3/25/18
Batters faced	27, vs. Oregon, 3/9/19
Pitches thrown	98, vs. Oregon, 3/9/19

THE WU-YELLAND REPORT
2020 | Junior

- Earned the win out of the bullpen on Opening Day against Hilo after tossing 3.0 innings of work.

2019 | Sophomore

- Pitched the second-most games on the team (17).
- Recorded 44 strikeouts in 46.1 innings while opposing batters hit .249.
- 2019 Opening Day starter.
- Recorded a 3.75 ERA out of the bullpen in 12 IP.
- Academic All-Big West honors.

2018 | Freshman

- Pitched in 16 games with one start.
- Finished with a 6.14 ERA with 20 earned runs in 29.1 innings of work, going 1-3.
- Allowed opposing batters to hit just .208 on the year.
- Fanned a season-best 10 batters, giving up just one unearned run in 4.1 innings against Seton Hall.

Central Valley HS | Spokane, Wash.

- 2017 Rawlings-Perfect Game Preseason All-American honors.
- Rated the No. 3 left-handed pitcher and 21st overall prospect in the state of Washington.
- Earned first-team 4A All-State honors.

Personal

- Nickname is J-Y.
- Has one younger sister, Danielle.
- Major is Exploratory.
- Son of Su and David Brooks, and Dan Yelland from Veradale, Wash.

24 AARON DAVENPORT

RHP • SOPHOMORE
6-0 • 180 • R/R
DUVALL, WASH.
CEDARCREST HS

STATISTICS

W-L	ERA	G/GS	SV	IP	BB	SO	AVG
2-0	2.76	3-3	0	16.1	1	15	.339

KEEPING TRACK

2020

CAREER

Struck out 3+/5+/7+	3/1/1	12/6/5
No walks	2	6
Scoreless	0	3

CAREER STATS

	era	w-l	app	gs	cg	sho	sv	ip	h	r	er	bb	so	2b	3b	hr	bf	bavg
2019	4.68	2-5	14	12	0	0/0	0	57.2	62	36	30	20	53	17	1	2	261	.279
2020	2.76	2-0	3	3	0	0/0	0	16.1	21	6	5	1	15	3	0	0	68	.339
CAREER	4.26	4-5	17	15	0	0/0	0	74.0	83	42	35	21	68	20	1	2	329	.292

SEASON HIGHS

Innings pitched	7.1, vs. Washington State, 2/21
Walks	1, vs. Hawai'i-Hilo, 2/8/20
Strikeouts	8, vs. North Dakota State, 2/15
Batters faced	29, vs. Washington State, 2/21
Pitches thrown	89, vs. Washington State, 2/21

CAREER HIGHS

Innings pitched	7.1, vs. Washington State, 2/21/20
Walks	3 (2x), last vs. CS Fullerton, 4/18/19
Strikeouts	10, at LBSU, 5/24/19
Batters faced	29, vs. Washington State, 2/21/20
Pitches thrown	109, vs. UC Davis, 4/5/19

THE DAVENPORT REPORT

2020 | Sophomore

- Team-high 7.1 IP vs. Washington State (Feb. 21).

2019 | Freshman

- Second-most innings pitched on team (57.2).
- 14th-most innings pitched in Big West.
- Only freshman on roster with qualifying ERA (4.68).
- Third-most strikeouts on team (53).
- Did not allow a sacrifice fly.
- Made 12 starts in 14 total appearances.

Cedarcrest HS | Duvall, Wash.

- Three-sport athlete who earned varsity letters in baseball, basketball and football at Cedarcrest HS.
- Finished high school with a career ERA of 0.91 with 271 strikeouts.
- School record holder for career strikeouts (271) and single-season strikeouts (107 in 2018).
- As a senior in 2018, posted a 0.28 ERA on the mound and hit .345 at the plate.
- Secured All-State recognition, as well as First Team All-Cascade Conference as a shortstop and pitcher during senior season.
- Named conference MVP as a senior.

Personal

- Born in Kirkland, Wash.
- Parents are Sue and Scott Davenport.
- Older brother, Adam, played baseball at Washington.
- Major is Kinesiology.

26 VINCE REILLY

RHP • FRESHMAN
5-10 • 150 • R/R
MOORPARK, CALIF.
THOUSAND OAKS HS

STATISTICS

W-L	ERA	G/GS	SV	IP	BB	SO	AVG
0-1	4.05	4-0	2	6.2	2	4	.174

KEEPING TRACK

2020

CAREER

Struck out 3+/5+/7+	1/0/0	1/0/0
No walks	3	3
Scoreless	3	3

CAREER STATS

	era	w-l	app	gs	cg	sho	sv	ip	h	r	er	bb	so	2b	3b	hr	bf	bavg
2020	4.05	0-1	4	0	0	0/1	2	6.2	4	3	3	2	4	1	0	0	26	.174
CAREER	4.05	0-1	4	0	0	0/1	2	6.2	4	3	3	2	4	1	0	0	26	.174

SEASON HIGHS

Innings pitched	2.0 (2x), last vs. NDSU 2/17
Walks	2, vs. Washington State, 2/23
Strikeouts	3, vs. North Dakota St., 2/17
Batters faced	10, vs. Washington State, 2/23
Pitches thrown	37, vs. Washington State, 2/23

CAREER HIGHS

Innings pitched	2.0 (2x), last vs. NDSU 2/17/20
Walks	2, vs. Washington State, 2/23/20
Strikeouts	3, vs. North Dakota St., 2/17/20
Batters faced	10, vs. Washington State, 2/23/20
Pitches thrown	37, vs. Washington State, 2/23/20

THE REILLY REPORT

2020 | Freshman

- Made collegiate debut out of the bullpen against Hawai'i-Hilo.
- Earned the save in 2.0 innings of work facing the minimum on 12 total pitches in debut.

Thousand Oaks HS | Thousand Oaks, Calif.

- Hit .299 as a senior with seven RBIs and six doubles.
- Finished 2019 with a sub-1.00 ERA in 21.1 innings pitched.
- Allowed three earned runs while striking out 18 in 10 games.
- Second-most innings pitched on the team in 2019.

Personal

- Mother is Debbie Reilly.

27
BRANDON ROSS

LHP • SOPHOMORE
5-11 • 175 • L/L
MURRIETA, CALIF.
VISTA MURRIETA HS / RIVERSIDE CC

STATISTICS

W-L	ERA	G/GS	SV	IP	BB	SO	AVG
1-0	0.00	2-2	0	10.0	3	8	.094

KEEPING TRACK

2020

CAREER

Struck out 3+/5+/7+	2/1/0	2/1/0
No walks	0	0
Scoreless	2	2

CAREER STATS

	era	w-l	app	gs	cg	sho	sv	ip	h	r	er	bb	so	2b	3b	hr	bf	bavg
2020	0.00	1-0	2	2	0	0/1	0	10.0	3	0	0	3	8	0	0	0	38	.094
CAREER	0.00	1-0	2	2	0	0/1	0	10.0	3	0	0	3	8	0	0	0	38	.094

SEASON HIGHS

Innings pitched	7.0, vs. Washington State, 2/23
Walks	2, vs. Washington State, 2/23
Strikeouts	5, vs. Washington State, 2/23
Batters faced	25, vs. Washington State, 2/23
Pitches thrown	97, vs. Washington State, 2/23

CAREER HIGHS (4-YR COLLEGE)

Innings pitched	7.0, vs. Washington State, 2/23/20
Walks	3, vs. No. Colorado, 2/17/18
Strikeouts	6, vs. Santa Clara, 2/20/18
Batters faced	25, vs. Washington State, 2/23/20
Pitches thrown	97, vs. Washington State, 2/23/20

THE ROSS REPORT
2020 | Junior

- Started two games the week of Feb. 17-23.
- Pitched a career-high 7.0 scoreless innings against Washington State (Feb. 23).

Riverside CC | Riverside, Calif.

- Made 13 appearances with five starts.
- Record of 4-1 over 38.2 innings with a 4.66 ERA.
- Struck out 41 batters and limited opposing batters to .262 average.

San Jose State | San Jose, Calif.

- Made nine appearances for the Spartans.

Vista Murrieta HS | Murrieta, Calif.

- Two-time Southwestern League champions.
- 2017 All-CIF second team selection
- 2017 Southwestern League Pitcher of the Year.
- 2017 All-Southwestern League first team selection.
- Compiled a 1.54 ERA as a senior with eight wins,
- Struck out 64 batters in 59.0 innings pitched.
- Posted a 3.87 ERA as a junior with 25 strikeouts in 25.1 IP.

Personal

- Parents are Byron and Gina Ross.
- Has two younger siblings, Brandt and Gracie.
- Also considered UCONN, CSU Bakersfield, UC San Diego and Long Beach State.

29
TREVOR ICHIMURA

RHP • SOPHOMORE
6-1 • 185 • R/R
HONOLULU, O'AHU
'IOLANI HS

STATISTICS

W-L	ERA	G/GS	SV	IP	BB	SO	AVG
0.000	0.00	0	0	0.0	0	0	0.000

KEEPING TRACK

2020

CAREER

Struck out 3+/5+/7+	0/0/0	0/0/0
No walks	0	0
Scoreless	0	0

CAREER STATS

	era	w-l	app	gs	cg	sho	sv	ip	h	r	er	bb	so	2b	3b	hr	bf	bavg
CAREER																		

SEASON HIGHS

Innings pitched	-
Walks	-
Strikeouts	-
Batters faced	-
Pitches thrown	-

CAREER HIGHS

Innings pitched	1.2, vs. Stanford, 3/31/19
Walks	2, vs. Oregon, 4/12/19
Strikeouts	2 (2x), last at Cal, 4/5/19
Batters faced	13, vs. Oregon, 4/12/19
Pitches thrown	31, vs. UCLA, 5/11/19

THE ICHIMURA REPORT
Washington State | Pullman, Wash.

- Made seven appearances out of the bullpen for the Cougars with a 0-0 record.
- Finished the year with a 14.21 ERA.
- Appeared in 6.1 innings and recorded six strikeouts.
- Season-high 1.2 IP with two strikeouts against No. 1 Stanford (3/31).

'Iolani HS | Honolulu, O'ahu

- First-Team All-Interscholastic League of Honolulu (IHL) in 2018.
- All-State second team as a senior in 2018.
- Two-time All-IHL honorable mention.
- Career 17-6-1 record.
- Hawai'i Fall Showcase selection in 2015-17.

Personal

- Parents are Gary and Roberta Ichimura.
- Has an older brother, Bronson and a younger sister Maya.
- Brother, Bronson played baseball at Edmunds Community College.

33
NICK MILLER

LHP/OF • SOPHOMORE
6-0 • 160 • L/L
ISSAQUAH, WASH.
O'DEA HS/BELLEVUE COLLEGE

STATISTICS

W-L	ERA	G/GS	SV	IP	BB	SO	AVG
0.000	0.00	0	0	0.0	0	0	0.000

KEEPING TRACK	2020	CAREER
Struck out 3+/5+/7+	0/0/0	0/0/0
No walks	0	0
Scoreless	0	0

CAREER STATS

	era	w-l	app	gs	cg	sho	sv	ip	h	r	er	bb	so	2b	3b	hr	bf	bavg
CAREER																		

SEASON HIGHS

Innings pitched	--
Walks	--
Strikeouts	--
Batters faced	--
Pitches thrown	--

CAREER HIGHS (4-YR COLLEGE)

Innings pitched	--
Walks	--
Strikeouts	--
Batters faced	--
Pitches thrown	--

THE MILLER REPORT
Bellevue College | Bellevue, Wash.

- Named Most Valuable Pitcher by his teammates.
- Started nine games, with 10 appearances in 2019.
- Finished with a 6-1 overall record in 2019.
- Fifth-lowest ERA in NWAC (1.80) in 2019.
- Did not pitch in 2018.

O'Dea HS | Issaquah, Wash.

- Two-time All-Metro League honorable mention pitcher.
- Played for the Taylor Baseball Club.
- Struck out 44 batters for Taylor Baseball Club in 55.2 innings pitched.

Personal

- Parents are Marin and Alene Miller.
- Has an older sister, Molly.

36
TYLER DYBALL

RHP • RS-FRESHMAN
6-1 • 190 • R/R
HONOLULU, O'AHU
KAISER HS

STATISTICS

W-L	ERA	G/GS	SV	IP	BB	SO	AVG
0-0	0.00	1-0	0	1.0	0	1	.400

KEEPING TRACK	2020	CAREER
Struck out 3+/5+/7+	0/0/0	0/0/0
No walks	1	1
Scoreless	1	1

CAREER STATS

	era	w-l	app	gs	cg	sho	sv	ip	h	r	er	bb	so	2b	3b	hr	bf	bavg
2020	0.00	0-0	1	0	0	0/1	0	1.0	2	0	0	0	1	0	0	0	5	.400
CAREER	0.00	0-0	1	0	0	0/1	0	1.0	2	0	0	0	1	0	0	0	5	.400

SEASON HIGHS

Innings pitched	1.0, vs. North Dakota State, 2/17
Walks	--
Strikeouts	1, vs. North Dakota State, 2/17
Batters faced	5, vs. North Dakota State, 2/17
Pitches thrown	17, vs. North Dakota State, 2/17

CAREER HIGHS

Innings pitched	1.0, vs. North Dakota St., 2/17/20
Walks	--
Strikeouts	1, vs. North Dakota State, 2/17/20
Batters faced	5, vs. North Dakota State, 2/17/20
Pitches thrown	17, vs. North Dakota St., 2/17/20

THE DYBALL REPORT
2019 | Freshman

- Did not play. Redshirt season.

Kaiser HS | Honolulu, O'ahu

- Helped the Oilers to first-ever CIF Southern Section Division I championship.
- High school teammates with Tyler Murray.
- 2015 All-CIF Southern Section first team selection.
- Ranked No. 220 overall prospect in the country by Perfect Game.
- Selected as a 2015 Perfect Game USA first team Underclass All-American and CalHiSports All-State first team Underclass All-American.

Personal

- Parents are Jennifer and Peter Dyball.
- Has three younger sisters.
- Mother pitched for the UC Santa Barbara softball team
- Father pitched for the UC Santa Barbara baseball team.

38
CADE SMITH

RHP • JUNIOR
5-5 • 225 • R/R
ABBOTSFORD, B.C., CANADA
MENNONITE EDUCATIONAL INSTITUTE

STATISTICS

W-L	ERA	G/GS	SV	IP	BB	SO	AVG
1-0	4.76	3-2	0	11.1	7	11	.279

KEEPING TRACK	2020	CAREER
Struck out 3+/5+/7+	2/1/0	25/7/1
No walks	1	11
Scoreless	0	6

CAREER STATS

	era	w-l	app	gs	cg	sho	sv	ip	h	r	er	bb	so	2b	3b	hr	bf	bavg
2018	4.62	1-2	13	6	0	0/1	0	39.0	47	26	20	11	37	17	1	1	176	.296
2019	4.53	2-2	16	7	0	0/0	1	59.2	62	33	30	26	54	8	1	4	268	.273
2020	4.76	1-0	3	2	0	0/0	0	11.1	12	6	6	7	11	1	0	1	54	.279
CAREER	4.58	4-4	32	15	0	0/1	1	110.0	121	65	56	44	102	26	2	6	498	.282

SEASON HIGHS

Innings pitched	4.0 (2x), last vs. NDSU, 2/16
Walks	4, vs. Washington State, 2/22
Strikeouts	5, vs. Washington State, 2/22
Batters faced	19, vs. North Dakota State, 2/16
Pitches thrown	79, vs. Washington State, 2/22

CAREER HIGHS

Innings pitched	6.1 (2x), last at CSUN, 4/26/19
Walks	4, vs. UC Santa Barbara, 5/17/19
Strikeouts	7, vs. Portland, 2/16/19
Batters faced	26, at CSUN, 4/26/19
Pitches thrown	105 (2x), last at CSUN, 4/26/19

THE SMITH REPORT
2020 | Junior

- Came out of the pen for the 17th time in his career.
- Threw 4.0 innings against Hilo

2019 | Sophomore

- Made 16 total appearances with seven starts.
- Went 2-2 with one save while posting a 4.53 ERA.
- Struck out 54 batters in 59.2 innings.
- Held opposing batters to hit .273 on the year.
- Moved into the starting rotation after the first week-end of Big West play.
- Struck out a season-high seven batters in 4.0 innings in first appearance.

2018 | Freshman

- Made 13 appearances with six starts in his first season at UH.
- Finished with a 1-2 record and a 4.62 ERA
- Recorded 37 strikeouts with opponents hitting .296.
- Made collegiate debut picking up a strikeout in 0.2 innings against Air Force (Feb. 16).
- Season-high 6.1 innings, allowing one run (un-earned) on three hits with four strikeouts for his first college win over Illinois State (March 15).
- Fanned six in second-career start versus Seton Hall.

Mennonite Edu. In | Abbotsford, B.C.

- Played two seasons of club baseball for the Chilliwack Cougars, earning 2017 College Prep League Provincial Final MVP.
- Pitched for the Canadian U18 Junior National Team.

Personal

- Parents are Marin and Alene Miller.
- Has an older sister, Molly.

40
CADE HALEMANU

RHP • SOPHOMORE
6-3 • 215 • R/R
PEARL CITY, O'AHU
PEARL CITY HS

STATISTICS

W-L	ERA	G/GS	SV	IP	BB	SO	AVG
1-0	0.00	2-0	0	4.0	1	7	.133

KEEPING TRACK	2020	CAREER
Struck out 3+/5+/7+	2/0/0	3/0/0
No walks	1	5
Scoreless	2	10

CAREER STATS

	era	w-l	app	gs	cg	sho	sv	ip	h	r	er	bb	so	2b	3b	hr	bf	bavg
2019	1.64	1-0	10	0	0	0/0	0	11.0	7	4	2	9	11	0	0	0	50	.179
2020	0.00	1-0	2	0	0	0/0	0	4.0	2	0	0	1	7	0	0	0	16	.133
CAREER	1.20	2-0	12	0	0	0/0	0	15.0	9	4	2	10	18	0	0	0	66	.167

SEASON HIGHS

Innings pitched	2.0 (2x), last vs. WSU, 2/22
Walks	—
Strikeouts	4, vs. North Dakota State, 2/15
Batters faced	9, vs. Washington State, 2/22
Pitches thrown	31, vs. Washington State, 2/22

CAREER HIGHS

Innings pitched	2.0 (4x), last vs. WSU, 2/22/20
Walks	2 (3x), last at CSUN, 4/27/19
Strikeouts	4 (2x), last vs. NDSU, 2/15/20
Batters faced	11, at CSUN, 4/27/19
Pitches thrown	46, at CSUN, 4/27/19

THE HALEMANU REPORT
2020 | Sophomore

- Earned second career win in second appearance of season.

2019 | Freshman

- Appeared in 10 games out of UH's bullpen in freshman season.
- Went 1-0 with a 1.64 ERA while holding opposing hitters to a .179 batting average.
- Did not allow an earned run in first five appearances.
- Allowed 2 earned runs in 11.0 innings of work.
- Did not allow an extra-base hit.
- Season-high 46 pitches in final appearance at CSUN.

Pearl City HS | Pearl City, O'ahu

- Earned three varsity letters in baseball for Pearl City.
- Helped team secure a place in the state tournament as a senior in 2018.
- Posted a 5-1 record with a 1.08 ERA and a WHIP of 0.82 during senior season.
- Named Third Team All-State by the Honolulu Star-Advertiser as a senior.
- Earned First Team All-State recognition from ScoringLive during senior season.

Personal

- Born in Lihu'e, Kaua'i.
- Major is undecided.
- Parents are Sean and Tennille Halemanu.

42
**BUDDIE
PINDEL**

RHP • JUNIOR
6-2 • 200 • R/R
LAS VEGAS, NEV.
SILVERADO/COLL. OF SO. NEVADA

STATISTICS

W-L	ERA	G/GS	SV	IP	BB	SO	AVG
1-0	3.60	2-0	0	5.0	0	8	.429

KEEPING TRACK

	2020	CAREER
Struck out 3+/5+/7+	1/1/1	1/1/1
No walks	2	2
Scoreless	1	1

CAREER STATS

	era	w-l	app	gs	cg	sho	sv	ip	h	r	er	bb	so	2b	3b	hr	bf	bavg
2020	3.60	1-0	2	0	0	0/0	0	5.0	9	2	2	0	8	0	0	0	23	.429
CAREER	3.60	1-0	2	0	0	0/0	0	5.0	9	2	2	0	8	0	0	0	23	.429

SEASON HIGHS

Innings pitched	4.0, vs. North Dakota State, 2/16
Walks	—
Strikeouts	7, vs. North Dakota State, 2/16
Batters faced	16, vs. North Dakota State, 2/16
Pitches thrown	61, vs. North Dakota State, 2/16

CAREER HIGHS (4-YR COLLEGE)

Innings pitched	4.0, vs. North Dakota St., 2/16/20
Walks	—
Strikeouts	7, vs. North Dakota State, 2/16/20
Batters faced	16, vs. North Dakota St., 2/16/20
Pitches thrown	61, vs. North Dakota St., 2/16/20

THE PINDELL REPORT
College of Southern Nevada | Las Vegas, Nev.

- Finished two years with a 2.68 ERA over 84 innings pitched, striking out 95 batters.
- As a sophomore, allowed nine earned runs in 39.2 IP.
- Did not give up a home run as a sophomore.
- Opponents hit .248 against him over two seasons.
- Teammates with current Rainbow Matt Wong.

Silverado HS | Las Vegas, Nev.

- Selected First-Team All-Region, Second-Team All-Southern Nevada and honorable mention All-State his junior year in 2016.
- Compiled a 19-9 record over four years with a career-.247 ERA.
- Capped by postseason honors, finished 2016 with a 1.65 ERA in 55 innings pitched with three complete games.
- Pitched a complete game nine times in his career.
- Hit .321 over four years with 51 RBIs and one home run.

Personal

- Born Kevin Pindel Jr.
- Parents are Jackie and Kevin Pindel Sr.
- Also considered Dixie State, Northern Colorado and St. Louis.

44
**LOGAN
POUELSEN**

INF/RHP • SENIOR
6-2 • 242 • L/R
HUNTINGTON BEACH, CALIF.
HUNTINGTON BEACH HS

STATISTICS

W-L	ERA	G/GS	SV	IP	BB	SO	AVG
0-1	6.06	3-3	0	16.1	1	19	.230

KEEPING TRACK

	2020	CAREER
Struck out 3+/5+/7+	3/2/2	12/4/2
No walks	2	14
Scoreless	0	6

CAREER STATS

	era	w-l	app	gs	cg	sho	sv	ip	h	r	er	bb	so	2b	3b	hr	bf	bavg
2018	5.03	3-2	13	5	1	1/0	0	39.1	46	24	22	13	19	11	1	1	174	.299
2019	4.22	3-3	16	9	0	0/0	0	53.1	54	34	25	14	32	6	3	1	235	.261
2020	6.06	0-1	3	3	0	0/0	0	16.1	14	11	11	1	19	2	0	3	65	.230
CAREER	4.79	6-6	32	17	1	1/0	0	109.0	114	69	58	28	70	19	4	5	474	.270

SEASON HIGHS

Innings pitched	6.1, vs. North Dakota St., 2/14
Walks	0, vs. Hawai'i-Hilo, 2/7/20
Strikeouts	9, vs. North Dakota State, 2/14
Batters faced	24, vs. Hawai'i-Hilo, 2/7/20
Pitches thrown	87, vs. North Dakota State, 2/14

CAREER HIGHS

Innings pitched	9.0, vs. LMU, 3/4/18
Walks	3 (2x), last at UC Riverside, 4/14/19
Strikeouts	9, vs. North Dakota State, 2/14/20
Batters faced	30, vs. LMU, 3/4/18
Pitches thrown	105, vs. LMU, 3/4/18

THE POUELSEN REPORT
2020 | Senior

- Ranks seventh in the country in strikeout-to-walk ratio (19.00).

2019 | Junior

- Three multi-RBI games. One multi-hit game.
- Hit a pinch-hit 3-run walk-off home run against Cal State Fullerton (4/19).
- Fourth-most innings pitched on team.

2018 | Sophomore

- Threw first collegiate complete game in second-career start against Loyola Marymount (3/4).
- Struck out five without allowing a walk in CG..
- Fourth-most innings pitched on team.

2017 | Freshman

- First collegiate hit came in second career start against San Francisco (2/25).
- Hit first collegiate home run against Sacred Heart (3/9) - also had first 2-RBI game of career.

Huntington Beach HS | Huntington Beach, Calif.

- High school teammates with Tyler Murray.
- Ranked No. 220 overall prospect in the country by Perfect Game.
- Selected as a 2015 Perfect Game USA first team Underclass All-American and CalHiSports All-State first team Underclass All-American.

Personal

- Parents are Sean and Heather Poulsen.
- Has one younger sister.

45
**CALVIN
TURCHIN**

RHP • RS-JUNIOR
6-4 • 240 • R/R
FEDERAL WAY, WASH.
FEDERAL WAY HS/BELLEVUE COLLEGE

STATISTICS

W-L	ERA	G/GS	SV	IP	BB	SO	AVG
0-0	0.00	2-0	0	1.1	0	0	0.000

KEEPING TRACK

	2020	CAREER
Struck out 3+/5+/7+	0/0/0	3/0/0
No walks	2	10
Scoreless	2	7

CAREER STATS

	era	w-l	app	gs	cg	sho	sv	ip	h	r	er	bb	so	2b	3b	hr	bf	bavg
2019	10.05	0-3	12	0	0	0/0	1	14.1	25	16	16	6	16	9	0	2	74	.379
2020	0.00	0-0	2	0	0	0/0	0	1.1	0	0	0	0	0	0	0	0	5	.000
CAREER	9.19	0-3	14	0	0	0/0	1	15.2	25	16	16	6	16	9	0	2	79	.352

SEASON HIGHS

Innings pitched	1.0, vs. North Dakota St., 2/16
Walks	—
Strikeouts	—
Batters faced	3, vs. North Dakota State, 2/16
Pitches thrown	7, vs. North Dakota State, 2/16

CAREER HIGHS (4-YR COLLEGE)

Innings pitched	3.1, vs. Iowa, 2/23/19
Walks	2 (2x), last vs. Oregon, 3/9/19
Strikeouts	4, vs. Iowa, 2/23/19
Batters faced	16 (2x), last vs. Iowa, 2/23/19
Pitches thrown	56, vs. Portland, 2/15/19

THE TURCHIN REPORT
2019 | RS-Sophomore

- Pitched in 12 games out of the bullpen in first season.
- Recorded one save.
- Struck out 16 hitters in 14.1 innings of work and allowed opposing batters to hit .379.
- Made UH debut versus Portland (Feb. 15), tossing 2.1 innings.
- Earned first career save versus Longwood (March 2), going the final 0.2 innings without allowing a base runner.

Bellevue College | Bellevue, Wash.

- Pitched in 11 games, starting six with two complete games in 2018.
- Finished with a 5-2 record with a 4.27 ERA.
- Struck out 40 hitters on the year.
- In conference play, had a 3.69 ERA and a 4-1 record with one complete game.

Federal Way HS | Federal Way, Wash.

- Played four years of varsity baseball and two years of varsity golf.
- Earned First Team All-Southern Puget Sound League as a junior and senior.
- Coached by his father on the golf team.
- Played club baseball for Rock Creek Premier.

Personal

- Born in Seattle, Wash.
- Nickname is "Turch".
- Major is Communications.
- Parents are Cory and Bart Turchin.
- Father, Bart Turchin, played college golf at Washington State.

Date	Opponent	Time (HT) / Result	HAWAII				OPPONENTS				Rec.	Conf.	Pos.	GB	Winning Pitcher	Losing Pitcher	Save	Time	Att.
			R	H	E	LOB	R	H	E	LOB									
2/7	Hawaii-Hilo	W, 5-4	5	5	0	10	4	8	3	9	1-0				Jeremy Wu-Yelland (1-0)	John Kea (0-1)		3:01	3,061
2/8	Hawaii-Hilo	W, 6-4	6	11	0	9	4	11	1	8	2-0				Cade Smith (1-0)	Aaron Davies (0-1)	Vince Reilly (1)	2:32	2,499
2/14	North Dakota St.	L, 3-1	1	7	1	6	3	6	1	6	2-1				Zach Smith (1-0)	Jeremy Wu-Yelland (1-1)		3:10	2,625
2/15	North Dakota St.	W, 10-2	10	10	0	8	2	6	1	5	3-1				Aaron Davenport (1-0)	Ben Smith (0-1)		2:50	2,283
2/16	North Dakota St.	W, 11-3	11	9	0	6	3	8	2	8	4-1				Buddie Pindel (1-0)	Riley Johnson (0-1)		3:15	2,556
2/17	North Dakota St.	W, 8-0	8	11	0	7	0	4	2	6	5-1				Brandon Ross (1-0)	Evan Sankey (0-1)		2:51	2,409
2/20	Washington State	6:35 p.m.	2	6	1	6	6	8	1	5	5-2				Wyatt Mills (2-0)	Logan Pouelsen (0-1)		2:43	2,333
2/21	Washington State	6:35 p.m.	4	3	2	3	2	11	3	7	6-2				Aaron Davenport (2-0)	Ethan Ross (0-1)	Vince Reilly (2)	2:35	2,924
2/22	Washington State	6:35 p.m.	4	9	1	5	3	10	1	14	7-2				Cade Halemanu (1-0)	A.J. Block (0-1)	Jeremy Wu-Yelland (1)	3:08	3,592
2/23	Washington State	1:05 p.m.	5	7	0	4	6	9	1	8	7-3				Owen Leonard (1-0)	Vince Reilly (0-1)	Hayden Rosenkrantz (1)	3:06	2,814
2/28	Vanderbilt	12:30 p.m.																	
2/29	Vanderbilt	10 a.m.																	
3/1	Vanderbilt	8 a.m.																	
3/5	Oregon	6:35 p.m.																	
3/6	Oregon	6:35 p.m.																	
3/7	Oregon	6:35 p.m.																	
3/8	Oregon	1:05 p.m.																	
3/13	Chicago State	6:35 p.m.																	
3/14	Chicago State	1:05 p.m.																	
3/14	Chicago State	4:05 p.m.																	
3/15	Chicago State	1:05 p.m.																	
3/18	Towson	6:35 p.m.																	
3/19	Towson	6:35 p.m.																	
3/20	Towson	6:35 p.m.																	
3/21	Towson	1:05 p.m.																	
3/25	San Francisco	2 p.m.																	
3/27	UC Santa Barbara	2:30 p.m.																	
3/28	UC Santa Barbara	1 p.m.																	
3/29	UC Santa Barbara	10 a.m.																	
4/3	CSUN	6:35 p.m.																	
4/4	CSUN	6:35 p.m.																	
4/5	CSUN	1:05 p.m.																	
4/9	Cal Poly	6:35 p.m.																	
4/10	Cal Poly	6:35 p.m.																	
4/11	Cal Poly	1:05 p.m.																	
4/15	CSU Bakersfield	3 p.m.																	
4/17	Cal State Fullerton	4 p.m.																	
4/18	Cal State Fullerton	3 p.m.																	
4/19	Cal State Fullerton	10 a.m.																	
4/21	Pepperdine	12 p.m.																	
4/24	UC Irvine	3 p.m.																	
4/25	UC Irvine	3 p.m.																	
4/26	UC Irvine	10 a.m.																	
5/8	UC Riverside	6:35 p.m.																	
5/9	UC Riverside	6:35 p.m.																	
5/10	UC Riverside	1:05 p.m.																	
5/12	Nevada	3 p.m.																	
5/15	UC Davis	11:30 a.m.																	
5/16	UC Davis	10 a.m.																	
5/17	UC Davis	10 a.m.																	
5/21	Long Beach State	6:35 p.m.																	
5/22	Long Beach State	6:35 p.m.																	
5/23	Long Beach State	1:05 p.m.																	

White denotes home game
Gray denotes away game