

**SOUTH ALABAMA JAGUARS (2-1)**  
**AT**  
**NO. 4 VANDERBILT COMMODORES (1-2)**

*FEB. 18-19 • HAWKINS FIELD • NASHVILLE, TENN.*

**MEDIA INFORMATION**

**Live Stream:** Both games of the series will be broadcast live and available through SEC Network+.

**On the Radio:** All Jaguar games are broadcast live on Sports Talk 99.5 FM in Mobile, and also available through the iHeartRadio app.

**Live Stats:** Live stats for each game can be accessed through the multimedia page at USAJaguars.com

**Twitter:** Follow the official Twitter account of South Alabama baseball — @WeAreSouth\_BSB — for news and updates.

**PROBABLE STARTING PITCHERS**

**Tue., Feb. 18**

USA - RHP Matt Boswell (0-0, 0.00 ERA)

Vandy - RHP Jack Leiter (0-0, 0.00 ERA)

**Wed., Feb. 19**

USA - TBA

Vandy - TBA

**ALL-TIME SERIES**

South Alabama is 5-4 all-time against Vanderbilt in a series that began in 1972. The Commodores won the last meeting in the series 7-4 in 2009 in Nashville.

**JAG NOTES**

- Sophomore left fielder Ethan Wilson was named the 2020 Sun Belt Conference Preseason Player of the Year.
- Senior right-hander Drake Nightengale was named the 2020 Sun Belt Conference Preseason Pitcher of the Year.
- First baseman Kaleb DeLaTorre was voted Preseason All-Sun Belt Conference at first base, along with Nightengale and Wilson who each also picked up Preseason All-Sun Belt honors.
- Wilson was recently named to the USA Baseball Golden Spikes Award Preseason Watch List. He was the third Jaguar since 2008 to be named to the list, joining Travis Swaggerty (2018) and Kevin Hill (2016).

**JAGS WALK-OFF CAMPBELL IN SEASON OPENER**

South Alabama defeated Campbell 1-0 in Friday's season opener after redshirt junior third baseman Hunter Stokes delivered a walk-off home run in the bottom of the ninth inning. It marked Stokes' first home run since May 25, 2017, when he homered in the Sun Belt Conference Tournament championship game.

**JAGS NO. 23 IN COLLEGIATE BASEBALL PRESEASON POLL**

South Alabama opens the season ranked No. 23 in the Collegiate Baseball Preseason Poll. The Jaguars are the highest-ranked Sun Belt program in the poll.

**HITTING STREAKS**

Center fielder Michael Sandle carries a four-game hit streak into Tuesday's opener after hitting safely in the final game of 2019, as well as each game of last weekend's season-opening series against Campbell. Hunter Stokes enters Tuesday's contest with a three-game hit streak after also hitting safely in all three games of last weekend's series.

**2020 SCHEDULE**

Date	Opponent	Location	Time
Feb. 14	CAMPBELL	Stanky Field	W, 1-0
Feb. 15	CAMPBELL	Stanky Field	W, 12-10
Feb. 16	CAMPBELL	Stanky Field	L, 3-7
Feb. 18	at Vanderbilt	Nashville, Tenn.	4:30 p.m.
Feb. 19	at Vanderbilt	Nashville, Tenn.	4:30 p.m.
Feb. 21	UT-MARTIN !	Stanky Field	6:30 p.m.
Feb. 22	INDIANA !	Stanky Field	11 a.m.
Feb. 22	SIENA !	Stanky Field	7 p.m.
Feb. 23	SIENA !	Stanky Field	3 p.m.
Feb. 25	NEW ORLEANS	Stanky Field	6:30 p.m.
Feb. 28	GONZAGA	Stanky Field	6:30 p.m.
Feb. 29	GONZAGA	Stanky Field	1 p.m.
March 1	GONZAGA	Stanky Field	11 a.m.
March 3	at Alabama	Tuscaloosa, Ala.	6 p.m.
March 6	at Arkansas	Fayetteville, Ark.	3 p.m.
March 7	at Arkansas	Fayetteville, Ark.	2 p.m.
March 8	at Arkansas	Fayetteville, Ark.	1 p.m.
March 11	at LSU	Baton Rouge, La.	6 p.m.
March 13	at Georgia State •	Atlanta, Ga.	5:30 p.m.
March 14	at Georgia State •	Atlanta, Ga.	5:30 p.m.
March 15	at Georgia State •	Atlanta, Ga.	noon
March 17	at New Orleans	New Orleans, La.	6:30 p.m.
March 18	TULANE	Stanky Field	6:30 p.m.
March 20	GEORGIA SOUTHERN •	Stanky Field	6:30 p.m.
March 21	GEORGIA SOUTHERN •	Stanky Field	6:30 p.m.
March 22	GEORGIA SOUTHERN •	Stanky Field	1 p.m.
March 24	at Southeastern Louisiana	Hammond, La.	6 p.m.
March 27	ARKANSAS STATE •	Stanky Field	6:30 p.m.
March 28	ARKANSAS STATE •	Stanky Field	6:30 p.m.
March 29	ARKANSAS STATE •	Stanky Field	1 p.m.
April 3	at Coastal Carolina •	Conway, S.C.	5 p.m.
April 4	at Coastal Carolina •	Conway, S.C.	1 p.m.
April 5	at Coastal Carolina •	Conway, S.C.	noon
April 9	APPALACHIAN STATE •	Stanky Field	6:30 p.m.
April 10	APPALACHIAN STATE •	Stanky Field	6:30 p.m.
April 11	APPALACHIAN STATE •	Stanky Field	1 p.m.
April 14	at Mississippi State	Starkville, Miss.	6:30 p.m.
April 15	at Alabama State	Montgomery, Ala.	6:30 p.m.
April 17	at ULM •	Monroe, La.	6 p.m.
April 18	at ULM •	Monroe, La.	2 p.m.
April 19	at ULM •	Monroe, La.	1 p.m.
April 21	at Southern Miss	Hattiesburg, Miss.	6 p.m.
April 24	LOUISIANA •	Stanky Field	6:30 p.m.
April 25	LOUISIANA •	Stanky Field	6:30 p.m.
April 26	LOUISIANA •	Stanky Field	1 p.m.
April 28	SOUTHEASTERN LOUISIANA	Stanky Field	6:30 p.m.
May 1	at Little Rock •	Little Rock, Ark.	6 p.m.
May 2	at Little Rock •	Little Rock, Ark.	2 p.m.
May 3	at Little Rock •	Little Rock, Ark.	1 p.m.
May 8	UT ARLINGTON •	Stanky Field	6:30 p.m.
May 9	UT ARLINGTON •	Stanky Field	6:30 p.m.
May 10	UT ARLINGTON •	Stanky Field	1 p.m.
May 12	SOUTHERN MISS •	Stanky Field	6:30 p.m.
May 14	at Troy •	Troy, Ala.	6:30 p.m.
May 15	at Troy •	Troy, Ala.	6:30 p.m.
May 16	at Troy •	Troy, Ala.	3 p.m.
May 19-24	Sun Belt Tournament	Montgomery, Ala.	TBD

! - South Alabama Invitational (Mobile, Ala.)

• - Sun Belt Conference game

All times central and subject to change

### OFFENSIVE STRIKEOUTS

The Jaguars struck out 15 times in last weekend's season opener, and have struck out 10 or more times in all three games this season while drawing 14 walks.

### JAGS SHUT OUT CAMPBELL BEHIND NIGHTENGALE, LEHRMANN

Jaguar right-hander Drake Nightengale combined with left-handed reliever Tyler Lehrmann to shut out Campbell in the season opener. Nightengale struck out eight and issued two walks in five innings, while Lehrmann allowed just one hit with eight strikeouts and three walks in his Jaguar debut to record the first Jaguar shutout in a season opener since 2006 against Grambling.

### WILSON TIES CAREER HIGH IN RBIs

Ethan Wilson homered and tied his career high with five RBIs in game two of last weekend's series with Campbell. Wilson's matched his career high in RBIs, which he set on April 19, 2019, against Georgia State.

### JAGS PICKED TO WIN SUN BELT EAST DIVISION

The Jaguars were picked to win the Sun Belt Conference East Division, in a preseason vote by the league's head coaches. USA received six of 12 first-place votes in the poll, followed by Coastal Carolina (4) and Georgia Southern (2).

### ALL 56 in 2019

South Alabama returns three letterwinners who played in all 56 games last season: Kaleb DeLaTorre, Santi Montiel and Ethan Wilson.

### NIGHTENGALE NAMED PRESEASON ALL-AMERICA

Right-hander Drake Nightengale was named Second-Team Preseason All-America by Collegiate Baseball. Nightengale led the Sun Belt Conference in opposing batting average (.196), and ranked fourth in ERA (3.52) and strikeouts (91) last season. He went 4-0 with a 1.83 ERA and 49 strikeouts with seven walks in his final five starts of the season, which covered a span of 34 1/3 innings.

### WILSON NAMED PRESEASON ALL-AMERICA

Ethan Wilson was named Preseason First-Team All-America by Collegiate Baseball, and Second-Team Preseason All-America by D1Baseball and the National Collegiate Baseball Writers Association.

### REDSHIRTS RETURNING IN 2020

Outfielder Andrew Bates, catcher Richard Sorrenti and infielder Hunter Stokes return in 2020 after each sat out the 2019 season as a redshirt.

### WILSON'S HONORS IN 2019

Ethan Wilson was named the 2019 Co-Freshman of the Year by Collegiate Baseball, the Sun Belt Conference Player of the Year and Freshman of the Year, First-Team Freshman All-America by Collegiate Baseball, Baseball America and the National Collegiate Baseball Writers Association, Third-Team All-America by Collegiate Baseball and the American Baseball Coaches Association/Rawlings, First-Team All-Central Region and First-Team All-Sun Belt Conference.

### WILSON BREAKS FRESHMAN HOME RUN RECORD IN 2019

Left fielder Ethan Wilson broke the program's freshman home run record on April 19, 2019, against Georgia State when he hit his 12th home run of the season, breaking former Jaguar Tim Merritt's record of 11 homers which he set in 1999. Wilson went on to finish with 17 home runs in 2019, the most since Jeff Cunningham's single-season record of 22 in 2007.

## 2020 SUN BELT CONFERENCE STANDINGS

As of 2/18/20

Team	SBC Games				All Games			
	<u>W</u>	<u>L</u>	<u>T</u>	<u>PCT.</u>	<u>W</u>	<u>L</u>	<u>T</u>	<u>PCT.</u>
<u>East Division</u>								
Troy	0	0	0	.000	4	0	0	1.000
Georgia Southern	0	0	0	.000	3	0	0	1.000
Georgia State	0	0	0	.000	3	0	0	1.000
South Alabama	0	0	0	.000	2	1	0	.667
Coastal Carolina	0	0	0	.000	1	1	0	.500
Appalachian State	0	0	0	.000	1	2	0	.333
<u>West Division</u>								
UTA	0	0	0	.000	3	0	0	1.000
Texas State	0	0	0	.000	3	1	0	.750
Arkansas State	0	0	0	.000	2	1	0	.667
Little Rock	0	0	0	.000	2	1	0	.667
ULM	0	0	0	.000	2	1	0	.667
Louisiana	0	0	0	.000	0	3	0	.000



# Mark Calvi

Head Coach  
Ninth Season as Head Coach  
10th Overall Season at USA



Mark Calvi became the fifth head coach in South Alabama baseball history at the conclusion of the 2011 season, after spending the year as associate head coach/head coach in waiting, and became the program's head coach in 2012. Calvi has led the Jaguars to three Sun Belt Conference championships and one SBC Tournament title in the last five years.

In just his second season at the helm, Calvi led the Jags to their 14th SBC championship and 25th NCAA Regional appearance after recording the program's first 40-plus win season since 2003 and was named the 2013 Sun Belt Conference Coach of the Year and American Baseball Coaches Association (ABCA)/Diamond South Central Region Coach of the Year.

Seven Jags earned all-conference honors in 2013, and Jordan Patterson was named the SBC Player of the Year becoming just the sixth Jaguar in the program's history to earn the honor. Patterson and Kyle Bartsch also earned ABCA South/Central all-region honors. Bartsch, Patterson, Nolan Earley and Dylan Stamey were selected in the 2013 Major League Baseball First-Year Player Draft. Patterson (4th round, 109th pick) became South Alabama's then-highest draftee since Adam Lind was taken by the Toronto Blue Jays in the third round of the 2004 MLB Draft.

Calvi led USA to its 15th Sun Belt crown in 2015 en route to his second SBC Ron Maestri Coach of the Year award. He was also named the Large College Division-Division I Coach of the Year by the Alabama Baseball Coaches Association. Right-hander Kevin Hill was named the Sun Belt Conference Pitcher of the Year, and became the program's 27th All-American at the conclusion of the season. Center fielder Cole Billingsley was named first-team all-SBC, and received a 2015 American Baseball Coaches Association/Rawlings Division I Gold Glove Award as one of three outfielders named to the team. Right-hander Ben Taylor also earned first-team all-SBC honors as a relief pitcher, and was selected in the seventh round of the 2015 MLB Draft by the Boston Red Sox.

The Jags led the SBC in batting average (.285), on-base percentage (.376) and sacrifice flies (28). The South Alabama pitching staff led the conference in ERA (3.22), strikeouts (474), runs allowed (221), earned runs allowed (188) and home runs allowed (22). USA also led the Sun Belt with a .978 fielding percentage, which ranked tied for 10th nationally and broke the program's previous record of .972.

Calvi led the Jaguars to the program's 16th Sun Belt title and 26th NCAA Regional appearance in 2016, and closed the season ranked No. 26 in the final *Collegiate Baseball* poll. USA went 42-22 and advanced to the NCAA Tallahassee (Fla.) Regional final. The Jags also broke the school's single-season fielding percentage record for the second straight season with a league-leading mark of .979, which also ranked in the top 10 nationally. Calvi was named the 2016 Coach of the Year by the Alabama Baseball Coaches Association, the second time he has earned the honor at USA, following the season.

Hill was named the SBC Pitcher of the Year for the second consecutive season, and was also named the SBC Male Student-Athlete of the Year in addition to earning All-America honors from three different organizations as well as first-team all-region and first-team all-SBC accolades. Billingsley earned his second consecutive Rawlings Gold Glove Award in 2016, in addition to first-team all-SBC and second-team all-region honors after leading the league in stolen bases (31), which ranked 13th nationally, for the second straight year. Outfielder Travis Swaggerty was named a Louisville Slugger Freshman All-American by *Collegiate Baseball*, and Drew LaBounty earned first-team all-SBC honors at shortstop after leading the league and finishing sixth nationally in walks (59). Both Hill and Billingsley were selected in the 2016 MLB Draft.

In 2017, Calvi helped lead the Jaguars to the program's 12th Sun Belt Conference Tournament title and 27th NCAA Regional after finishing the season 40-21. USA went 22-8 in Sun Belt play before winning three straight games at the SBC Tournament in Statesboro, Ga. The Jags defeated host Georgia Southern in the championship game by rallying for three runs in the final two frames of the game, including an RBI walk-off single by Brendan Donovan in the bottom of the 10th inning, to clinch the championship. South Alabama finished the season ranked 26th in the final *Collegiate Baseball* poll. It marked the second straight year the Jags have won 40 or more games, and the 21st time the program has won 40-plus contests. Calvi was named the Alabama Baseball Coaches Association Division I Coach of the Year in 2017, marking the third consecutive year he earned the honor.

USA broke the program record for walks (373) in a season in '17, which ranked second nationally. The Jags ranked sixth nationally in runs scored (488) and on-base percentage (.415), seventh in runs per game (8.0), 11th in fielding percentage (.980), 14th in sacrifice flies (32) and home runs (78), and 15th in slugging percentage (.480). Defensively, the 2017 mark of .980 broke a single-season record at USA and ranked 11th nationally. The Jags have ranked in the top 10 in fielding percentage the last three seasons, and broke the program's single-season record in fielding percentage in each of those seasons.

Jared Barnes and Travis Swaggerty earned All-America and all-region honors in 2017, and were also all-SBC selections along with Dylan Hardy, Drew LaBounty and Wells Davis. Barnes was selected in the eighth round of the 2017 MLB Draft by the Miami Marlins.

Right-handed pitchers Randy Bell and Tyler Carr were named to the SBC All-Tournament team, and Bell was also named to the NCAA Hattiesburg All-Regional team. Bell was selected in the 10th round of the 2017 Major League Baseball Draft by the Seattle Mariners, while right-hander Matt Peacock was selected in the 23rd round by the Arizona Diamondbacks.

South Alabama finished third in the Sun Belt East Division in 2018, and advanced to the semifinals of the Sun Belt Tournament before being outed by eventual champion Coastal Carolina. USA led the league in fielding percentage (.983) in conference games, and finished with an overall fielding percentage of .978 in 57 games. Offensively, the Jags ranked second in the league in walks (331) and home runs (54), and third in sacrifice flies (23), slugging percentage (.400), RBIs (348), total bases (768), on-base percentage (.378) and runs scored (383).

Hardy and Swaggerty were named First-Team All-Sun Belt, while Carr, catcher Carter Perkins and third baseman Donovan were voted Second-Team All-Sun Belt. Swaggerty was selected in the first round (10th overall) of the 2018 MLB Draft by the Pittsburgh Pirates. Donovan was a seventh-round selection by the St. Louis Cardinals, Hardy was taken in the 13th round by the Boston Red Sox, right-hander Zach Greene was a 15th-round pick by the Miami Marlins, Carr was taken in the 31st round by the Philadelphia Phillies and LaBounty was a 40th-round selection by the Toronto Blue Jays.

**Record at South Alabama**  
271-202 (.573) (9 seasons)

**Career Record**  
SAME

## COACHING EXPERIENCE

South Alabama (2012-present)  
HEAD COACH

South Alabama (2011)  
ASSOCIATE HEAD COACH / HEAD-COACH-IN-WAITING

South Carolina (2005-10)  
ASSISTANT COACH, PITCHERS

Florida International (1994-2004)  
ASSISTANT COACH, PITCHERS

## The Calvi File

Birthdate: Nov. 5, 1968

Hometown: Marco Island, Fla.

High School: St. John Neumann Catholic, 1986

College: Nova Southeastern (Fla.), 1991

Family: wife, Kaylie; daughter, Taylor

In 2019, outfielder Ethan Wilson was named the *Collegiate Baseball* Co-Freshman of the Year, Sun Belt Conference Player of the Year and Freshman of the Year, First-Team All-America by *Collegiate Baseball*, First-Team Freshman All-America by *Collegiate Baseball*, *Baseball America* and the National Collegiate Baseball Writers Association, Third-Team All-America by *Collegiate Baseball* and the American Baseball Coaches Association/Rawlings, First-Team All-Central Region and First-Team All-Sun Belt Conference after breaking the program's freshman home run record with 17. Right-hander Zach Greene was also a First-Team All-Central Region and First-Team All-Sun Belt selection, and was taken in the eighth round of the 2019 MLB Draft by the New York Yankees.

In his first season at South Alabama, Calvi led the Jaguars to their highest Sun Belt Conference Tournament seed (No. 4) since the 2006 season. USA closed the 2012 campaign with consecutive wins over Western Kentucky and Florida Atlantic to close the SBC Championship.

Three Jaguars received all-conference honors in 2012: Whitt Dorsey (1st team, DH), Jordan Patterson (2nd team, OF) and Jarron Cito (2nd team, RHP). It marked the first time since the 2007 season that South Alabama placed three or more student-athletes on the all-conference team. Cito became the first Jaguar pitcher to earn all-conference honors since P.J. Walters in 2006.

The USA pitching staff increased its strikeout total by 70 (435) in 2012 – the highest team total since 2008 (427). South Alabama's 13 team saves were the most by a Jaguar staff since 2003 (15).

Calvi came to South Alabama from the University of South Carolina, where he served as pitching coach for six seasons. In 2010, Calvi's Gamecock pitching staff led USC to the national championship, ranking in the top 10 in earned run average (seventh, 3.45), strikeouts (sixth, 8.9) and hits allowed per nine innings (third, 7.48), after posting a 2.15 ERA in seven College World Series contests, which was nearly a point lower than the next best team in Omaha. The Gamecocks led the Southeastern Conference in ERA and innings pitched, but also allowed the fewest hits in the conference.

Calvi was named the recipient of the Eighth Annual Pitching Coach of the Year Award by *Collegiate Baseball* in September 2010 for his efforts in helping lead the Gamecocks to the national title.

In his career, which spans 21 years at the collegiate level, including an 11-season stint at fellow Sun Belt Conference member Florida International, Calvi has worked with over 40 pitchers who have either been drafted or signed with Major League Baseball teams – that includes seven who have reached the majors - along with position players Jackie Bradley Jr. and Christian Walker.

In three of his six seasons at USC, Calvi's pitching staffs finished with an ERA of below 4.00, and ranked in the top five in the SEC in the category four times during that stretch.

The Gamecocks ranked in the top 50 in ERA four times during Calvi's six seasons, and also finished in the top 50 in hits allowed and strikeouts per nine innings each of his last three seasons.

During Calvi's six seasons with the program, the Gamecocks reached an NCAA Regional every year, advanced to three Super Regionals and claimed the 2010 CWS title. USC posted an overall record of 262-140 (.668) during his tenure there. Additionally, three of his hurlers earned Freshman All-America honors while Blake Cooper, who Calvi helped end the year second in the country in wins (13) and 10th in strikeouts (126), was voted to multiple All-America squads in 2010.

Prior to joining the staff at South Carolina, Calvi was an assistant at FIU for 11 years. During his time with the Golden Panthers, they advanced to an NCAA Regional seven times while moving on to the 2001 Super Regional. His staff led the country in ERA in 1995 (2.40) – FIU's 16 shutouts that spring are tied for the sixth-highest total in NCAA history – and '99 (3.07), and in 1998 the Golden Panthers' 675 strikeouts were tops in the nation. Calvi's unit recorded an ERA that finished in the top 10 in the NCAA five times.

His efforts in Miami helped Joseph Burns pace the nation with a 1.20 ERA during the 1995 campaign, while a year later Evan Thomas led the country with 220 strikeouts – the latter is the fourth-highest figure ever in the NCAA. In all, Calvi produced eight All-Americans and 13 all-conference selections with the Golden Panthers.

Calvi was a three-year letterwinner as a catcher at Nova Southeastern, and after he earned his bachelor's degree in secondary education, he signed a professional contract with the Seattle Mariners. Following a season in which he helped his team win the Northwest League championship, he worked for a year as a scout for the Mariners.

A native of Marco Island, Fla., Calvi and his wife Kaylie have one daughter, Taylor.

## CALVI VS. ALL OPPONENTS

Alabama	2-5
Alabama A&M	1-0
Alabama State	10-2
Appalachian State	12-3
Arkansas	2-2
Arkansas State	16-12
Auburn	3-5
Baylor	0-3
Brown	4-0
Campbell	2-1
Central Arkansas	0-1
Central Florida	0-1
Cincinnati	1-0
Clemson	1-2
Coastal Carolina	3-8
College of Charleston	1-5
Columbia	2-0
Eastern Illinois	3-0
Evansville	4-2
Florida Atlantic	2-5
FIU	5-2
Florida State	0-2
Georgia	1-0
Georgia Southern	13-6
Georgia State	14-4
Hartford	3-0
Indiana	0-1
Jackson State	2-1
Jacksonville State	8-1
Kansas State	1-0
Little Rock	19-7
Louisiana	11-16
LSU	1-3
Maryland	0-1
Mercer	1-0
Middle Tennessee	4-5
Mississippi State	3-9
New Orleans	12-4
Nicholls State	3-5
North Florida	2-4
Oklahoma	1-0
Sacred Heart	3-0
Samford	1-2
Seton Hall	0-1
Southeastern Louisiana	5-11
Southern	2-1
Southern Illinois	3-0
Southern Miss	11-8
Stephen F. Austin	4-2
Tennessee Tech	4-2
Texas State	14-4
Texas Tech	0-4
Troy	15-17
Tulane	0-1
ULM	18-5
UTA	8-10
Virginia Tech	1-0
Western Kentucky	6-5
Wichita State	1-1
<b>Total</b>	<b>271-202</b>



## THE LAST TIME A SOUTH ALABAMA PLAYER ...

**Led off a game with a home run:** Nick Lewis (May 7, 2019 at Southeastern Louisiana)  
**Hit an inside-the-park home run:** Clint Reynolds (April 27, 2010 at Nicholls St.)  
**Hit a pinch-hit home run:** Adam Wolfe (May 14, 2016 vs. Louisiana-Lafayette)  
**Hit a ninth-inning, pinch-hit home run:** Sean Laird (May 4, 2007 vs. Florida International)

**Hit a grand slam:** Ethan Wilson (April 19, 2019 vs. Georgia State)  
**Hit a pinch-hit grand slam:** Ryan Nichols (April 8, 2005 at Florida International)  
**Hit a pinch-hit grand slam in a non-conference game:** Josh Stapleton (March 20, 2005 vs. Murray State)  
**Hit two grand slams in a season:** Eddie Paparella (Feb. 18 & March 21, 2017 - vs. Eastern Illinois, at Alabama St.) and Wells Davis (Feb. 18 & May 13, 2017 - vs. Eastern Illinois, at Appalachian State)

**Hit a game-winning home run:** Hunter Stokes (Feb. 14, 2020 vs. Campbell, 9th inn.)  
**Hit an extra-inning, game-winning home run:** Sean Laird (May 11, 2010 vs. Auburn, 11th inn.)  
**Hit two home runs in a game:** Wells Davis and Ethan Wilson (May 11, 2019, at Appalachian State) (2)  
**Hit three home runs in a game:** Adam Wolfe (Feb. 26, 2017 at Baylor) (3)  
**Homered twice in one inning:** Josh Touchstone (March 17, 2004 vs. Eastern Illinois)  
**Homered in consecutive innings:** Jake Overstreet (March 27, 2010 at Middle Tennessee)  
**Homered in consecutive games:** Wells Davis (May 5 - present)  
**Homered in three consecutive games:** Ethan Wilson (May 3-5, 2019) (3)  
**Homered in all three games of a series:** Ethan Wilson (May 3-5, 2019 vs. Little Rock)  
**Homered in both games of a doubleheader:** Jared Barnes and Wells Davis (May 13, 2017 at App State)

**Hit for the cycle:** Tyler Jones (Feb. 6, 2006 vs. Grambling State)  
**Hit for the cycle in an SBC game:** Not since 2003  
**Hit for the cycle in a nonconference game:** Tyler Jones (Feb. 6, 2006 vs. Grambling State)

**Had a walk-off hit:** Hunter Stokes (Feb. 14, 2020 vs. Campbell, 9th inn.)  
**Had a walk-off hit in an SBC game:** Dylan Hardy (April 16, 2017 vs. Coastal Carolina)  
**Had a walk-off hit to break a scoreless tie:** Hunter Stokes (Feb. 14, 2020 vs. Campbell, 9th inn.)  
**Had a walk-off hit that erased a deficit:** Brad Hook (April 27, 2012 vs. FIU)  
**Had a walk-off pinch hit:** Matt Bolger (March 26, 2017 vs. Georgia State)  
**Had a walk-off walk:** Dustin Dalken (May 3, 2013 vs. Middle Tennessee)

**Hit a walk-off home run:** Hunter Stokes (Feb. 14, 2020 vs. Campbell, 9th inn.)  
**Hit a walk-off home run in a non-conference game:** Hunter Stokes (Feb. 14, 2020 vs. Campbell, 9th inn.)  
**Hit a walk-off home run in extra innings:** Sean Laird (May 11, 2010 vs. Auburn, 11th inn.)  
**Hit a walk-off home run that erased a deficit:** Brad Hook (April 27, 2012 vs. FIU)  
**Hit a walk-off run-rule hit:** David Doss (March 11, 2009 vs. Memphis)  
**Hit a walk-off run-rule home run:** David Doss (March 11, 2009 vs. Memphis)

**Scored four or more runs in a game:** Drew LaBounty (May 13, 2017 at Appalachian State) (4)  
**Scored five or more runs in a game:** Drew LaBounty (March 26, 2017 vs. Georgia State) (5)  
**Scored six or more runs in a game:** Cam Cummings (Feb. 18, 2017 vs. Eastern Illinois) (6)\*

**Had four or more hits in a game:** Michael Sandle (March 20, 2019 vs. New Orleans) (5)  
**Had five or more hits in a game:** Michael Sandle (March 20, 2019 vs. New Orleans) (5)  
**Had six or more hits in a game:** Hugh Lopes (Feb. 18, 1996 vs. Florida A&M)\*\*  
**Had four or more extra-base hits in a game:** Jake Overstreet (April 22, 2009 vs. No. 22 Alabama) (4)

**Had four or more RBIs in a game:** Ethan Wilson (Feb. 15, 2020 vs. Campbell) (5)  
**Had five or more RBIs in a game:** Ethan Wilson (Feb. 15, 2020 vs. Campbell) (5)  
**Had six or more RBIs in a game:** Michael Sandle (March 23, 2019 at Arkansas State) (6)  
**Had seven or more RBIs in a game:** Michael Sandle (March 20, 2019 vs. New Orleans) (7)  
**Had eight or more RBIs in a game:** Eddie Paparella (Feb. 18, 2017 vs. Eastern Illinois) (9)\*\*  
**Had nine or more RBIs in a game:** Eddie Paparella (Feb. 18, 2017 vs. Eastern Illinois) (9)\*\*

**Hit three or more doubles in a game:** Nolan Earley (Feb. 26, 2012 vs. Samford) (3)  
**Hit two or more triples in a game:** Hunter Stokes (May 13, 2017 at Appalachian State) (2)

**Had 10 or more total bases in a game:** Ethan Wilson (May 11, 2019 at App State) (10)  
**Had 12 or more total bases in a game:** Adam Wolfe (Feb. 26, 2017 at Baylor) (12)

**Stole three bases in a game:** Cole Billingsley (April 20, 2016 at Alabama) (3)  
**Stole four bases in a game:** Cole Billingsley (March 13, 2016 vs. Little Rock) (4)  
**Stole home:** Cole Billingsley (April 20, 2016 at Alabama)  
**Stole second and third in the same inning:** Cole Billingsley (May 8, 2016 vs. Georgia Southern)  
**Stole a base in five straight games:** Adam Heisler (April 3-10, 2009)  
**Stole a base in six straight games:** Ray Kruml (April 9-18, 2008)

**Walked four or more times in a game:** Santi Montiel (March 24, 2019 at Arkansas State) (4)  
**Walked six or more times in a game:** Steve Bayoff (April 12, 1979 vs. LSU)  
**Was intentionally walked twice in a game:** Ethan Wilson (May 5, 2019 vs. Little Rock) (2)  
**Was hit by a pitch twice in an inning:** Ryan Bohanan (April 22, 2009 vs. No. 22 Alabama)

**Threw a nine-inning no-hitter:** Never  
**Threw a seven-inning no-hitter:** Tom Mercer (March 9, 1974 vs. LSU)

**Struck out the first four or more batters of a game:** Drake Nightengale (April 29, 2019 at Georgia Southern)  
**Recorded six or more consecutive outs by strikeout:** Kevin Hill (May 1, 2015 at Georgia Southern) (6)  
**Recorded seven or more consecutive outs by strikeout:** Brandon Sage (April 28, 2007 at Florida Atlantic) (7)  
**Recorded eight or more consecutive outs by strikeout:** P.J. Walters (March 12, 2006 vs. Georgia Southern) (9)

**Struck out 10 or more batters in a game:** Drake Nightengale (April 16, 2019 vs. Southern Miss) (14)  
**Struck out 11 or more batters in a game:** Drake Nightengale (April 16, 2019 vs. Southern Miss) (14)  
**Struck out 12 or more batters in a game:** Drake Nightengale (April 16, 2019 vs. Southern Miss) (14)  
**Struck out 13 or more batters in a game:** Drake Nightengale (April 16, 2019 vs. Southern Miss) (14)  
**Struck out 14 or more batters in a game:** Drake Nightengale (April 16, 2019 vs. Southern Miss) (14)  
**Struck out 15 or more batters in a game:** Kevin Hill (April 24, 2015 vs. Georgia State) (15)  
**Struck out 10 or more batters in a game in relief:** Nick DeSantis (Feb. 28, 2017 vs. New Orleans) (10)

**Pitched a complete-game loss:** Tyler Carr (May 18, 2018 at Troy) (8 inn.)  
**Pitched a seven-inning complete game:** Patrick McBride (April 23, 2019 at Alabama State)  
**Pitched a seven-inning shutout:** Patrick McBride (April 23, 2019 at Alabama State)  
**Pitched a nine-inning complete game:** Jared Proctor (May 25, 2018, vs. Georgia Southern)  
**Pitched a nine-inning shutout:** Kevin Hill (May 8, 2015, at Louisiana-Lafayette)  
**Pitched more than nine innings in a loss:** P.J. Walters (May 24, 2006 vs. Middle Tennessee) (9.2 inn.)  
**Pitched more than nine innings in a win:** P.J. Walters (May 16, 2006 at Florida State) (11.0 inn.)  
**Pitched more than nine scoreless innings in a game:** P.J. Walters (April 21, 2006 vs. Middle Tennessee) (10 inn.)  
**Pitched two shutouts in an SBC season:** Kevin Hill (April 24 & May 8, 2015)  
**Pitched back-to-back complete games:** Kevin Hill (April 24 & May 1, 2015) (May 1 & May 8, 2015)  
**Pitched three consecutive complete games:** Kevin Hill (April 24, May 1, & May 8, 2015)

**Recorded a save in all three games of a series:** Zach Greene (April 19-20, 2019 vs. Georgia State)  
**Recorded a save in four straight appearances:** Zach Greene (April 16-20, 2019) (4)

## THE LAST TIME A SOUTH ALABAMA TEAM...

**Had seven or more doubles in a game:** March 18, 2017 (at Georgia Southern) (7)

**Had nine or more doubles in a game:** April 15, 2006 (at UALR) (9)

**Had 10 or more doubles in a game:** Not since 2003

**Hit for the cycle in an inning:** May 9, 2009 (vs. Florida International, 4th inn.)

**Had back-to-back home runs:** Feb. 19, 2019 vs. Alabama State (Carter Perkins and Ethan Wilson)

**Had back-to-back home runs twice in a game:** April 5, 2008 (vs. FAU)

**Hit two or more home runs in an inning:** May 11, 2019 (at App State, Ethan Wilson and Wells Davis, B3)

**Hit three or more home runs in an inning:** May 12, 2013 (at Louisiana-Lafayette) (3)

**Hit four or more home runs in an inning:** Not since 2004

**Hit four or more home runs in a game:** May 11, 2018 (vs. UT-Arlington) (4)

**Hit five or more home runs in a game:** April 22, 2008 (vs. Jackson State) (6)

**Hit grand slams in consecutive games:** Feb. 18, 2017 vs. Eastern Illinois (Davis, Paparella & Luft)

**Hit four or more grand slams in a season:** 2017 (Paparella, 2; Davis 2; Luft, Swaggerty & Barnes)

**Hit five or more grand slams in a season:** 2017 (Paparella, 2; Davis 2; Luft, Swaggerty & Barnes)

**Hit six or more grand slams in a season:** 2017 (Paparella, 2; Davis 2; Luft, Swaggerty & Barnes)

**Hit seven or more grand slams in a season:** 2017 (Paparella, 2; Davis, 2; Luft, Swaggerty & Barnes)

**Homered in four or more consecutive games:** April 28 - May 7, 2019 (5, 9 HR)

**Homered in five or more consecutive games:** April 28 - May 7, 2019 (5, 9 HR)

**Homered in six or more consecutive games:** March 31 - April 11, 2017 (8, 14 HR)

**Homered in seven or more consecutive games:** March 31 - April 11, 2017 (8, 14 HR)

**Homered in eight or more consecutive games:** March 31 - April 11, 2017 (8, 14 HRs)

**Homered in nine or more consecutive games:** Feb. 21-March 3, 2007 (9, 18 HRs)

**Homered in 10 or more consecutive games:** March 4, 2003-March 18, 2003 (10, 21 HRs)

**Scored 15 or more runs in a game:** April 2, 2019 (at Southern Miss) (15)

**Scored 20 or more runs in a game:** March 20, 2019 (vs. New Orleans) (22)

**Scored 20 or more runs in a road game:** May 13, 2017 (at Appalachian State) (24)

**Scored 25 or more runs in a game:** Feb. 18, 2017 (vs. Eastern Illinois) (32)

**Scored 10 or more runs in a loss:** Feb. 27, 2016 (vs. Western Kentucky) (10)

**Scored 7 or more runs in an inning:** March 20, 2019 (vs. New Orleans, 1st inn.) (7)

**Scored 8 or more runs in an inning:** March 8, 2019 (vs. Sacred Heart, 3rd inn.) (10)

**Scored 9 or more runs in an inning:** March 8, 2019 (vs. Sacred Heart, 3rd inn.) (10)

**Scored 10 or more runs in an inning:** March 8, 2019 (vs. Sacred Heart, 3rd inn.) (10)

**Scored 11 or more runs in an inning:** Feb. 21, 2012 (vs. Jackson State, 2nd inn.) (11)

**Scored 12 or more runs in an inning:** March 17, 2004 (vs. Eastern Ill.) (12, 7th inn.)

**Scored 13 or more runs in an inning:** May 11, 2003 (vs. New Mexico State) (13, 4th inn.)

**Allowed 10 or more runs in a win:** Feb. 15, 2020 (vs. Campbell) (10)

**Allowed 15 or more runs in a win:** April 22, 2009 (vs. No. 22 Alabama) (16)

**Allowed 20 or more runs in a game:** May 9, 2009 (vs. Florida International) (21)

**Allowed 5 or more runs in the first inning:** April 2, 2019 (at Southern Miss) (5)

**Allowed four or more home runs in a game:** May 14, 2019 (at Tulane) (4)

**Allowed five or more home runs in a game:** June 5, 2016 (vs. Florida State) (6)

**Struck out 10 or more times in a game:** Feb. 14, 2020 (vs. Campbell) (15)

**Struck out 15 or more times in a game:** Feb. 14, 2020 (vs. Campbell) (15)

**Walked 10 or more times in a game:** April 23, 2019 (at Alabama State) (11)

**Had seven or more hit batters in a game:** Feb. 18, 2017 (vs. Eastern Illinois) (7)

**Hit seven or more batters in a game:** May 5, 2018 (at Arkansas State) (7)

**Had 10 or more hits in a game, all singles:** March 12, 2016 (vs. Little Rock) (15)

**Had 15 or more hits in a game, all singles:** March 12, 2016 (vs. Little Rock) (15)

**Had 15 or more hits in a game:** May 11, 2019 (at Appalachian State) (17)

**Had 20 or more hits in a win:** May 13, 2017 (at Appalachian State) (25)

**Had 20 or more hits in a loss:** April 4, 2009 (at Florida Atlantic) (21)

**Had 10 or more extra-base hits in a game:** April 22, 2008 (vs. Jackson State) (10 - 4 2Bs, 6 HRs)

**Had 14 or more extra-base hits in a game:** April 15, 2006 (at UALR) (14 - 9 2Bs, 1 3B, 4 HRs)

**Had all nine starters hit safely:** May 7, 2019 (at Southeastern Louisiana)

**Had all nine starters record multiple-hit games:** March 6, 2011 (vs. Washington State)

**Had all nine starters score a run in a game:** May 13, 2017 (at Appalachian State)

**Won a game when being out-hit by five or more hits:** May 3, 2013 (vs. Middle Tennessee) (5, 12-17)

**Won a game when being out-hit by nine or more hits:** March 17, 2004 (vs. Eastern Illinois) (9, 15-24)

**Won a game with fewer than six hits:** Feb. 14, 2020 (vs. Campbell) (3)

**Won a game with fewer than five hits:** Feb. 14, 2020 (vs. Campbell) (3)

**Stole five or more bases in a game:** Feb. 22, 2017 (vs. Alabama A&M) (5)

**Stole six or more bases in a game:** March 13, 2016 (vs. Little Rock) (8)

**Stole seven or more bases in a game:** March 13, 2016 (vs. Little Rock) (8)

**Was shut out:** April 3, 2019 (at No. 9 LSU, 0-2)

**Shut out an opponent:** Feb. 14, 2020 vs. Campbell (1-0)

**Lost in a complete-game shutout:** April 8, 2017 (Zach Hopeck, RHP, Coastal Carolina) (0-12)

**Run-ruled an opponent:** April 23, 2019 (at Alabama State, 13-0)

**Run-ruled by an opponent:** May 14, 2019 (at Tulane, 1-11)

## QUICK FACTS

### GENERAL

Name:..... University of South Alabama  
City/State..... Mobile, Ala.  
Founded ..... 1963  
Enrollment..... 14,834  
Nickname..... Jaguars  
School Colors..... Blue, Red and White  
Stadium (Capacity) ..... Stanky Field (3,775)  
    Dimensions ..... 330-400-330  
Affiliation ..... NCAA Division I  
Conference ..... Sun Belt  
President..... Dr. Tony G. Waldrop (North Carolina, '74)  
Athletics Director..... Dr. Joel Erdmann (South Dakota State, '86)  
Athletic Office..... 251-460-7121  
Athletics Ticket Office..... 251-461-1USA (1872)

### STRATEGIC COMMUNICATIONS

Associate Athletic Director ..... Brian Fremund  
    Office..... 251-414-8032  
    Cell ..... 251-623-3191  
    E-mail ..... bfremund@southalabama.edu  
Assistant Director (Baseball Contact) ..... Charlie Nichols  
    Office..... 251-414-8017  
    Cell ..... 251-751-9788  
    E-mail ..... charlesnichols@southalabama.edu  
Assistant Director ..... Kevin Beasley  
Mailing Address..... 1209 Mitchell Center  
    Mobile, AL 36688  
Athletics Website..... USAJaguars.com  
On Twitter..... @WeAreSouth\_JAGS / @WeAre-South\_BSB  
On Facebook..... USA Jaguar Sports

### HISTORY

First Season of Competition ..... 1965  
Overall Record ..... 1892-1095-3 (55 years)  
Years in NCAA Tournament/Last..... 27/2017  
NCAA Postseason Record ..... 38-54  
Last Postseason Opponent ..... Mississippi State  
    Result ..... L, 3-7, NCAA Hattiesburg (Miss.) Regional  
Sun Belt Championships..... 16  
Last Conference Title..... 2016

### COACHING STAFF

Head Coach ..... Mark Calvi (Nova Southeastern [Fla.], 1991)  
    Record at USA (Years)..... 269-201 (8)  
    Career Record (Years)..... Same  
    Best Time To Contact Coach..... contact SID  
USA Assistant Coaches:  
    Brad Phillips (Troy [Ala.], 2004)  
    Chris Prothro (Arkansas State, 2005)  
    Alan Luckie (Spring Hill, 1984)  
Director of Operations..... Joey Jones (South Alabama, 2016)  
Strength and Conditioning Coach..... Dew Spicher (Duquesne [Pa.], 2015)  
Athletic Trainer ..... Chris McDonald (North Florida, 2007)  
Baseball Office Phone..... 251-460-6876

### TEAM INFORMATION

2019 Record ..... 30-26  
    2019 Conference Record (finish)..... 16-14 (3rd - East Division)  
2019 Final Ranking (poll) ..... None  
Letterwinners Returning / Lost..... 20/14  
Position starters Returning / Lost..... 7/2  
Pitchers Returning / Lost ..... 9/9  
Starting pitchers Returning/Lost ..... 3/1

## MEDIA INFORMATION

### MEDIA CREDENTIALS

Please contact Charlie Nichols in the University of South Alabama Athletic Media Relations office, 1209 Mitchell Center, Mobile, AL 36688, for media credential requests. He can be reached by phone at (251) 414-8017, by fax at (251) 460-7297 or by e-mail at charlesnichols@southalabama.edu.

### POSTGAME INTERVIEWS

All postgame interviews will be conducted on the field following a cooling-off period. At no time will members of the media be granted access to the Jon Lieber Clubhouse. Charlie Nichols will take interview requests in the press box and will escort members of the media to the field for interviews.

### STANKY FIELD PRESS BOX

The press box at Stanky Field is equipped with free wireless internet for working media. Additionally, the press box is equipped to accommodate visiting radio broadcasts. Please contact Charlie Nichols to make arrangements for your broadcast. All South Alabama home baseball games are webcast through the All-Access section at the official website of USA athletics, USAJaguars.com.

### INTERVIEW REQUESTS

Interviews must be arranged in advance through the athletic media relations office. Players are generally available up to 15 minutes before practice and immediately following practice. Phone interviews are also available upon request. Interviews on gamedays will only take place after the conclusion of the contest.

## 2020 South Alabama Baseball Roster

No.	Name	Pos.	B/T	Ht.	Wt.	Class-Exp.	Hometown / Previous School
2	Carter Quinn	OF	L/R	6-0	180	Fr.-HS	Lake Charles, La. / Barbe HS
6	Santi Montiel	IF	R/R	5-11	180	So.-1L	Alpharetta, Ga. / Alpharetta HS
8	Noah Fitzgerald	IF	R/R	6-0	190	Jr.-JC	Canton, Ga. / Chattanooga (Tenn.) State CC
9	Dakota Dailey	IF	R/R	6-0	185	Sr.-1L	Holly Springs, Miss. / Northwest (Miss.) CC
10	Drake Nightengale	RHP	R/R	6-0	195	Sr.-1L	Hattiesburg, Miss. / Pearl River (Miss.) CC
11	JoJo Booker	RHP	R/R	6-3	215	Jr.-2L	Brewton, Ala. / T.R. Miller HS
13	Richard Sorrenti	C	R/R	6-0	195	Jr.-RS	Tallahassee, Fla. / Pensacola (Fla.) State CC
14	Brandon Auerbach	IF	R/R	5-8	160	So.-1L	Parkland, Fla. / Marjory Stoneman Douglas HS
16	Kaleb DeLaTorre	IF	L/R	6-0	205	Sr.-1L	Fort Scott, Kan. / Neosho County (Kan.) CC
17	Caleb Yarborough	LHP	L/L	5-10	175	R-Sr.-1L	Brookhaven, Miss. / Meridian (Miss.) CC
18	Tyler Samaniego	LHP	L/L	6-2	215	Jr.-JC	Huntsville, Ala. / Northeast (Miss.) CC
19	Andy Arguelles	LHP	L/L	5-11	180	Sr.-3L	Miami, Fla. / Christopher Columbus HS
20	Reid Powers	C	R/R	6-2	205	Jr.-2L	Madison, Ala. / Sparkman HS
21	Ross Indlecoffer	IF	R/R	6-2	220	Jr.-JC	Vadnais Heights, Minn. / Iowa Western CC
22	Hunter Stokes	IF	L/R	6-0	180	R-Jr.-2L	Spanish Fort, Ala. / Spanish Fort HS
23	Steven Lacey	RHP	R/R	6-3	215	Jr.-JC	Madison, Miss. / Holmes (Miss.) CC
24	Zach Harlan	RHP	R/R	5-10	180	R-So.-1L	Daphne, Ala. / Daphne HS
25	Michael Sandle	OF	R/R	5-11	200	R-Jr.-2L	Navarre, Fla. / Navarre HS
26	Peyton Millirons	RHP	R/R	5-9	210	Jr.-JC	Panama City, Fla. / Wallace-Dothan (Ala.) CC
27	Andrew Bates	OF	L/R	6-1	200	R-So.-1L	Pace, Fla. / Pace HS
28	Ryan Westerhoff	RHP	R/R	6-2	200	Jr.-JC	Edmond, Okla. / Cowley (Kan.) JC
29	Alden Davis	IF	R/R	6-0	210	Jr.-JC	Pascagoula, Miss. / Mississippi Gulf Coast CC
30	Miles Smith	RHP	R/R	5-11	210	Jr.-JC	Laurel, Miss. / Pearl River (Miss.) CC
31	Preston Welchel	OF	L/L	5-11	185	Fr.-HS	Cartersville, Ga. / Cartersville HS
32	Bennett Shell	OF	L/R	5-9	175	So.-1L	Pace, Fla. / Pace HS
33	Tyler Perez	RHP	R/R	6-2	160	Jr.-2L	Miami, Fla. / Mater Academy Charter HS
34	Ethan Wilson	OF	L/L	6-2	210	So.-1L	Andalusia, Ala. / Andalusia HS
35	Jase Dalton	RHP	R/R	6-2	240	R-Jr.-1L	Byram, Miss. / Hinds (Miss.) CC
39	Noah Michael	RHP	R/R	5-11	190	R-Jr.-2L	Mobile, Ala. / St. Paul's Episcopal School
40	Tyler Trussell	RHP	R/R	6-0	200	R-Jr.-1L	Clinton, Miss. / Hinds (Miss.) CC
41	DJ Law	C	L/R	5-10	210	Fr.-HS	Slocomb, Ala. / Rehobeth HS
42	Lane Powell	C	R/R	5-10	220	Jr.-JC	Excel, Ala. / Coastal Alabama-North CC
44	Matt Boswell	RHP	R/R	6-2	200	Jr.-JC	Destin, Fla. / Northwest Florida State CC
45	Tyler Lehrmann	LHP	L/L	6-0	195	Jr.-JC	Tallahassee, Fla. / Tallahassee (Fla.) CC
46	Collier Baggett	RHP	R/R	6-4	205	Jr.-JC	Whigham, Ga. / Tallahassee (Fla.) CC
49	Nate Madej	LHP	L/L	6-1	215	R-Jr.-JC	Lemont, Ill. / Florida Southwestern State CC

### Head Coach

Mark Calvi (Ninth season as head coach; 10<sup>th</sup> overall at USA)

### Assistant Coaches

Alan Luckie (14<sup>th</sup> season)  
 Brad Phillips (Second season)  
 Chris Prothro (Fifth season)

### Director of Operations

Joey Jones (First season)

### PRONUNCIATION GUIDE

6 **SANTI MONTIEL** – SAHN-tee mon-tee-EL  
 13 Richard **SORRENTI** – suh-WREN-tee  
 14 Brandon **AUERBACH** – OUR-back  
 16 Kaleb **DELATORRE** – dell-uh-TORE-e  
 18 Tyler **SAMANIEGO** – sam-uh-knee-AY-go  
 19 Andy **ARGUELLES** – are-GWAY-us  
 45 Tyler **LEHRMANN** – LEAR-mun  
 49 Nate **MADEJ** – muh-DAY  
 Assistant Coach Chris **PROTHRO** – PRO-throw



**2020 South Alabama Baseball  
Individual Game-by-Game for South Alabama (as of Feb 17, 2020)**

**#19 Arguelles, Andy - 1 appearance (All games)**

Date	Opponent	GS	IP	H	R	ER	BB	SO	2B	3B	HR	WP	BK	HBP	IBB	Score	W-L	Sv	ERA	NP
Feb 15	CAMPBELL-1		0.2	0	0	0	1	1	0	0	0	0	0	0	0	12-10	1-0	0	0.00	11
Totals		0	0.2	0	0	0	1	1	0	0	0	0	0	0	0	12-10	1-0	0	0.00	-

**#46 Baggett, Collier - 1 appearance (All games)**

Date	Opponent	GS	IP	H	R	ER	BB	SO	2B	3B	HR	WP	BK	HBP	IBB	Score	W-L	Sv	ERA	NP
Feb 15	CAMPBELL-2		2.1	3	1	1	0	0	0	0	0	0	0	0	0	3-7	0-0	0	3.86	43
Totals		0	2.1	3	1	1	0	0	0	0	0	0	0	0	0	3-7	0-0	0	3.86	-

**#27 Bates, Andrew - 3 games (All games)**

Date	Opponent	Pos	AB	R	H	RBI	2B	3B	HR	BB	SB	CS	HBP	SAC	SF	GDP	K	PO	A	E	Avg
Feb 14	CAMPBELL	*of	3	0	0	0	0	0	0	0	0	0	0	0	0	0	2	3	0	0	.000
Feb 15	CAMPBELL-1	*of	2	0	0	0	0	0	0	0	0	0	0	0	0	0	2	5	0	0	.000
Feb 15	CAMPBELL-2	ph	1	0	0	0	0	0	0	0	0	0	0	0	0	0	1	0	0	0	.000
Totals		2gs	6	0	0	0	0	0	0	0	0	0	0	0	0	0	5	8	0	0	.000

On base pct. .000 • Slugging pct. .000

**#44 Boswell, Matt - 1 appearance (All games)**

Date	Opponent	GS	IP	H	R	ER	BB	SO	2B	3B	HR	WP	BK	HBP	IBB	Score	W-L	Sv	ERA	NP
Feb 15	CAMPBELL-1		1.0	0	0	0	1	1	0	0	0	0	0	0	0	12-10	0-0	1	0.00	19
Totals		0	1.0	0	0	0	1	1	0	0	0	0	0	0	0	12-10	0-0	1	0.00	-

**#9 Dailey, Dakota - 3 games (All games)**

Date	Opponent	Pos	AB	R	H	RBI	2B	3B	HR	BB	SB	CS	HBP	SAC	SF	GDP	K	PO	A	E	Avg
Feb 14	CAMPBELL	*2b	3	0	0	0	0	0	0	0	0	0	0	0	0	0	2	1	0	0	.000
Feb 15	CAMPBELL-1	*2b	2	3	1	0	0	0	0	2	0	0	0	0	0	0	0	4	2	0	.200
Feb 15	CAMPBELL-2	*2b	3	0	1	1	0	0	0	1	0	0	0	0	0	0	2	3	3	0	.250
Totals		3gs	8	3	2	1	0	0	0	3	0	0	0	0	0	0	4	8	5	0	.250

On base pct. .455 • Slugging pct. .250

**#35 Dalton, Jase - 1 game (All games)**

Date	Opponent	Pos	AB	R	H	RBI	2B	3B	HR	BB	SB	CS	HBP	SAC	SF	GDP	K	PO	A	E	Avg
Feb 15	CAMPBELL-1	p	0	0	0	0	0	0	0	0	0	0	0	0	0	0	0	0	1	0	.000
Totals		0gs	0	0	0	0	0	0	0	0	0	0	0	0	0	0	0	0	1	0	.000

On base pct. .000 • Slugging pct. .000

**#35 Dalton, Jase - 1 appearance (All games)**

Date	Opponent	GS	IP	H	R	ER	BB	SO	2B	3B	HR	WP	BK	HBP	IBB	Score	W-L	Sv	ERA	NP
Feb 15	CAMPBELL-1		1.0	1	2	2	1	1	1	0	0	0	0	0	0	12-10	0-0	0	18.00	15
Totals		0	1.0	1	2	2	1	1	1	0	0	0	0	0	0	12-10	0-0	0	18.00	-

**#29 Davis, Alden - 1 game (All games)**

Date	Opponent	Pos	AB	R	H	RBI	2B	3B	HR	BB	SB	CS	HBP	SAC	SF	GDP	K	PO	A	E	Avg
Feb 15	CAMPBELL-1	ph	1	0	0	0	0	0	0	0	0	0	0	0	0	0	0	0	0	0	.000
Totals		0gs	1	0	0	0	0	0	0	0	0	0	0	0	0	0	0	0	0	0	.000

On base pct. .000 • Slugging pct. .000

**2020 South Alabama Baseball  
Individual Game-by-Game for South Alabama (as of Feb 17, 2020)**

**#16 DeLaTorre, Kaleb - 3 games (All games)**

Date	Opponent	Pos	AB	R	H	RBI	2B	3B	HR	BB	SB	CS	HBP	SAC	SF	GDP	K	PO	A	E	Avg
Feb 14	CAMPBELL	*1b	3	0	0	0	0	0	0	0	0	0	0	0	0	1	0	4	0	0	.000
Feb 15	CAMPBELL-1	*1b	5	0	1	1	0	0	0	0	0	0	0	0	0	0	2	7	0	0	.125
Feb 15	CAMPBELL-2	*1b	4	0	0	0	0	0	0	0	0	0	0	0	0	0	2	10	0	0	.083
Totals		3gs	12	0	1	1	0	0	0	0	0	0	0	0	0	1	4	21	0	0	.083

On base pct. .083 • Slugging pct. .083

**#8 Fitzgerald, Noah - 2 games (All games)**

Date	Opponent	Pos	AB	R	H	RBI	2B	3B	HR	BB	SB	CS	HBP	SAC	SF	GDP	K	PO	A	E	Avg
Feb 14	CAMPBELL	*dh	2	0	0	0	0	0	0	0	0	0	0	0	0	0	2	0	0	0	.000
Feb 15	CAMPBELL-2	*dh	3	0	0	0	0	0	0	0	0	0	0	0	0	0	1	0	0	0	.000
Totals		2gs	5	0	0	0	0	0	0	0	0	0	0	0	0	0	3	0	0	0	.000

On base pct. .000 • Slugging pct. .000

**#21 Indlecoffer, Ross - 1 game (All games)**

Date	Opponent	Pos	AB	R	H	RBI	2B	3B	HR	BB	SB	CS	HBP	SAC	SF	GDP	K	PO	A	E	Avg
Feb 15	CAMPBELL-1	ph	1	0	0	0	0	0	0	0	0	0	0	0	0	0	1	0	0	0	.000
Totals		0gs	1	0	0	0	0	0	0	0	0	0	0	0	0	0	1	0	0	0	.000

On base pct. .000 • Slugging pct. .000

**#23 Lacey, Steven - 1 appearance (All games)**

Date	Opponent	GS	IP	H	R	ER	BB	SO	2B	3B	HR	WP	BK	HBP	IBB	Score	W-L	Sv	ERA	NP
Feb 15	CAMPBELL-1		0.0	0	0	0	1	0	0	0	0	0	0	0	0	12-10	0-0	0	0.00	5
Totals		0	0.0	0	0	0	1	0	0	0	0	0	0	0	0	12-10	0-0	0	0.00	-

**#41 Law, D.J. - 2 games (All games)**

Date	Opponent	Pos	AB	R	H	RBI	2B	3B	HR	BB	SB	CS	HBP	SAC	SF	GDP	K	PO	A	E	Avg
Feb 14	CAMPBELL	ph	1	0	0	0	0	0	0	0	0	0	0	0	0	0	1	0	0	0	.000
Feb 15	CAMPBELL-1	*dh	2	0	0	0	0	0	0	0	0	0	0	0	0	0	1	0	0	0	.000
Totals		1gs	3	0	0	0	0	0	0	0	0	0	0	0	0	0	2	0	0	0	.000

On base pct. .000 • Slugging pct. .000

**#45 Lehrmann, Tyler - 1 game (All games)**

Date	Opponent	Pos	AB	R	H	RBI	2B	3B	HR	BB	SB	CS	HBP	SAC	SF	GDP	K	PO	A	E	Avg
Feb 14	CAMPBELL	p	0	0	0	0	0	0	0	0	0	0	0	0	0	0	0	0	1	0	.000
Totals		0gs	0	0	0	0	0	0	0	0	0	0	0	0	0	0	0	0	1	0	.000

On base pct. .000 • Slugging pct. .000

**#45 Lehrmann, Tyler - 1 appearance (All games)**

Date	Opponent	GS	IP	H	R	ER	BB	SO	2B	3B	HR	WP	BK	HBP	IBB	Score	W-L	Sv	ERA	NP
Feb 14	CAMPBELL		4.0	1	0	0	3	8	0	0	0	1	0	1	1	1-0	1-0	0	0.00	70
Totals		0	4.0	1	0	0	3	8	0	0	0	1	0	1	1	1-0	1-0	0	0.00	-

**#49 Madej, Nate - 1 appearance (All games)**

Date	Opponent	GS	IP	H	R	ER	BB	SO	2B	3B	HR	WP	BK	HBP	IBB	Score	W-L	Sv	ERA	NP
Feb 15	CAMPBELL-2		0.0	0	0	0	2	0	0	0	0	1	0	1	0	3-7	0-0	0	0.00	14
Totals		0	0.0	0	0	0	2	0	0	0	0	1	0	1	0	3-7	0-0	0	0.00	-

**2020 South Alabama Baseball  
Individual Game-by-Game for South Alabama (as of Feb 17, 2020)**

**#39 Michael, Noah - 1 game (All games)**

Date	Opponent	Pos	AB	R	H	RBI	2B	3B	HR	BB	SB	CS	HBP	SAC	SF	GDP	K	PO	A	E	Avg
Feb 15	CAMPBELL-1	p	0	0	0	0	0	0	0	0	0	0	0	0	0	0	0	1	0	0	.000
Totals		0gs	0	0	0	0	0	0	0	0	0	0	0	0	0	0	0	1	0	0	.000

On base pct. .000 • Slugging pct. .000

**#39 Michael, Noah - 1 appearance (All games)**

Date	Opponent	GS	IP	H	R	ER	BB	SO	2B	3B	HR	WP	BK	HBP	IBB	Score	W-L	Sv	ERA	NP
Feb 15	CAMPBELL-1		3.0	3	4	4	1	0	0	0	1	0	0	0	0	12-10	0-0	0	12.00	47
Totals		0	3.0	3	4	4	1	0	0	0	1	0	0	0	0	12-10	0-0	0	12.00	-

**#26 Millirons, Peyton - 1 appearance (All games)**

Date	Opponent	GS	IP	H	R	ER	BB	SO	2B	3B	HR	WP	BK	HBP	IBB	Score	W-L	Sv	ERA	NP
Feb 15	CAMPBELL-1		0.1	1	0	0	0	0	0	0	0	0	0	0	0	12-10	0-0	0	0.00	8
Totals		0	0.1	1	0	0	0	0	0	0	0	0	0	0	0	12-10	0-0	0	0.00	-

**#6 Montiel, Santi - 3 games (All games)**

Date	Opponent	Pos	AB	R	H	RBI	2B	3B	HR	BB	SB	CS	HBP	SAC	SF	GDP	K	PO	A	E	Avg
Feb 14	CAMPBELL	*ss	3	0	0	0	0	0	0	0	0	0	0	0	0	0	2	1	2	0	.000
Feb 15	CAMPBELL-1	*ss	3	2	2	2	1	0	0	1	0	0	0	0	1	0	0	2	0	0	.333
Feb 15	CAMPBELL-2	*ss	3	1	0	0	0	0	0	2	0	0	0	0	0	0	1	1	4	0	.222
Totals		3gs	9	3	2	2	1	0	0	3	0	0	0	0	1	0	3	4	6	0	.222

On base pct. .385 • Slugging pct. .333

**#33 Perez, Tyler - 1 appearance (All games)**

Date	Opponent	GS	IP	H	R	ER	BB	SO	2B	3B	HR	WP	BK	HBP	IBB	Score	W-L	Sv	ERA	NP
Feb 15	CAMPBELL-2		1.0	0	0	0	0	1	0	0	0	0	0	2	0	3-7	0-0	0	0.00	20
Totals		0	1.0	0	0	0	0	1	0	0	0	0	0	2	0	3-7	0-0	0	0.00	-

**#20 Powers, Reid - 2 games (All games)**

Date	Opponent	Pos	AB	R	H	RBI	2B	3B	HR	BB	SB	CS	HBP	SAC	SF	GDP	K	PO	A	E	Avg
Feb 14	CAMPBELL	*c	3	0	1	0	0	0	0	0	0	0	0	0	0	0	1	16	2	0	.333
Feb 15	CAMPBELL-1	*c	3	4	3	2	0	0	1	0	1	0	1	0	0	0	0	6	0	0	.667
Totals		2gs	6	4	4	2	0	0	1	0	1	0	1	0	0	0	1	22	2	0	.667

On base pct. .714 • Slugging pct. 1.167

**#2 Quinn, Carter - 1 game (All games)**

Date	Opponent	Pos	AB	R	H	RBI	2B	3B	HR	BB	SB	CS	HBP	SAC	SF	GDP	K	PO	A	E	Avg
Feb 15	CAMPBELL-2	ph	1	0	0	0	0	0	0	0	0	0	0	0	0	0	0	0	0	0	.000
Totals		0gs	1	0	0	0	0	0	0	0	0	0	0	0	0	0	0	0	0	0	.000

On base pct. .000 • Slugging pct. .000

**#18 Samaniego, Tyler - 1 appearance (All games)**

Date	Opponent	GS	IP	H	R	ER	BB	SO	2B	3B	HR	WP	BK	HBP	IBB	Score	W-L	Sv	ERA	NP
Feb 15	CAMPBELL-2		1.0	1	0	0	1	1	0	0	0	0	0	0	0	3-7	0-0	0	0.00	18
Totals		0	1.0	1	0	0	1	1	0	0	0	0	0	0	0	3-7	0-0	0	0.00	-

**2020 South Alabama Baseball  
Individual Game-by-Game for South Alabama (as of Feb 17, 2020)**

**#25 Sandle, Michael - 3 games (All games)**

Date	Opponent	Pos	AB	R	H	RBI	2B	3B	HR	BB	SB	CS	HBP	SAC	SF	GDP	K	PO	A	E	Avg
Feb 14	CAMPBELL	*of	3	0	1	0	0	0	0	0	0	0	0	0	0	0	2	0	0	0	.333
Feb 15	CAMPBELL-1	*of	5	0	1	0	0	0	0	0	0	0	0	0	0	0	3	1	0	0	.250
Feb 15	CAMPBELL-2	*of	3	1	1	1	0	0	0	1	2	0	0	0	0	0	0	2	0	0	.273
Totals		3gs	11	1	3	1	0	0	0	1	2	0	0	0	0	0	5	3	0	0	.273

On base pct. .333 • Slugging pct. .273

**#32 Shell, Bennett - 2 games (All games)**

Date	Opponent	Pos	AB	R	H	RBI	2B	3B	HR	BB	SB	CS	HBP	SAC	SF	GDP	K	PO	A	E	Avg
Feb 15	CAMPBELL-1	ph/of	1	1	0	0	0	0	0	1	1	0	0	0	0	0	1	0	0	0	.000
Feb 15	CAMPBELL-2	*of	4	0	0	1	0	0	0	0	0	0	0	0	0	0	1	3	0	0	.000
Totals		1gs	5	1	0	1	0	0	0	1	1	0	0	0	0	0	2	3	0	0	.000

On base pct. .167 • Slugging pct. .000

**#30 Smith, Miles - 1 game (All games)**

Date	Opponent	Pos	AB	R	H	RBI	2B	3B	HR	BB	SB	CS	HBP	SAC	SF	GDP	K	PO	A	E	Avg
Feb 15	CAMPBELL-1	*p	0	0	0	0	0	0	0	0	0	0	0	0	0	0	0	0	2	0	.000
Totals		1gs	0	0	0	0	0	0	0	0	0	0	0	0	0	0	0	0	2	0	.000

On base pct. .000 • Slugging pct. .000

**#30 Smith, Miles - 1 appearance (All games)**

Date	Opponent	GS	IP	H	R	ER	BB	SO	2B	3B	HR	WP	BK	HBP	IBB	Score	W-L	Sv	ERA	NP
Feb 15	CAMPBELL-1	*	3.0	5	4	4	3	3	0	0	0	0	0	1	0	12-10	0-0	0	12.00	80
Totals		1	3.0	5	4	4	3	3	0	0	0	0	0	1	0	12-10	0-0	0	12.00	-

**#13 Sorrenti, Richard - 1 game (All games)**

Date	Opponent	Pos	AB	R	H	RBI	2B	3B	HR	BB	SB	CS	HBP	SAC	SF	GDP	K	PO	A	E	Avg
Feb 15	CAMPBELL-2	*c	2	0	0	0	0	0	0	1	0	0	0	0	0	0	0	7	1	0	.000
Totals		1gs	2	0	0	0	0	0	0	1	0	0	0	0	0	0	0	7	1	0	.000

On base pct. .333 • Slugging pct. .000

**#22 Stokes, Hunter - 3 games (All games)**

Date	Opponent	Pos	AB	R	H	RBI	2B	3B	HR	BB	SB	CS	HBP	SAC	SF	GDP	K	PO	A	E	Avg
Feb 14	CAMPBELL	*3b	3	1	1	1	0	0	1	1	0	0	0	0	0	0	1	1	1	0	.333
Feb 15	CAMPBELL-1	*3b	4	1	1	2	0	0	0	1	0	0	0	0	0	0	1	1	3	2	.286
Feb 15	CAMPBELL-2	*3b	5	0	1	0	0	0	0	0	0	0	0	0	0	0	2	0	3	0	.250
Totals		3gs	12	2	3	3	0	0	1	2	0	0	0	0	0	0	4	2	7	2	.250

On base pct. .357 • Slugging pct. .500

**#31 Welch, Preston - 1 game (All games)**

Date	Opponent	Pos	AB	R	H	RBI	2B	3B	HR	BB	SB	CS	HBP	SAC	SF	GDP	K	PO	A	E	Avg
Feb 15	CAMPBELL-1	ph	1	0	0	0	0	0	0	0	0	0	0	0	0	0	1	0	0	0	.000
Totals		0gs	1	0	0	0	0	0	0	0	0	0	0	0	0	0	1	0	0	0	.000

On base pct. .000 • Slugging pct. .000

**2020 South Alabama Baseball**  
**Individual Game-by-Game for South Alabama (as of Feb 17, 2020)**

**#34 Wilson, Ethan - 3 games (All games)**

Date	Opponent	Pos	AB	R	H	RBI	2B	3B	HR	BB	SB	CS	HBP	SAC	SF	GDP	K	PO	A	E	Avg
Feb 14	CAMPBELL	*of	3	0	0	0	0	0	0	0	0	0	0	0	0	0	2	1	0	0	.000
Feb 15	CAMPBELL-1	*of	3	1	1	5	0	0	1	2	0	0	0	0	0	0	0	0	0	0	.167
Feb 15	CAMPBELL-2	*of	3	1	1	0	1	0	0	1	2	0	0	0	0	0	0	1	0	0	.222
<b>Totals</b>		<b>3gs</b>	<b>9</b>	<b>2</b>	<b>2</b>	<b>5</b>	<b>1</b>	<b>0</b>	<b>1</b>	<b>3</b>	<b>2</b>	<b>0</b>	<b>0</b>	<b>0</b>	<b>0</b>	<b>0</b>	<b>2</b>	<b>2</b>	<b>0</b>	<b>0</b>	<b>.222</b>

On base pct. .417 • Slugging pct. .667

**#17 Yarborough, Caleb - 1 appearance (All games)**

Date	Opponent	GS	IP	H	R	ER	BB	SO	2B	3B	HR	WP	BK	HBP	IBB	Score	W-L	Sv	ERA	NP
Feb 15	CAMPBELL-2		1.2	2	2	2	0	2	0	0	0	0	1	1	0	3-7	0-0	0	10.80	26
<b>Totals</b>		<b>0</b>	<b>1.2</b>	<b>2</b>	<b>2</b>	<b>2</b>	<b>0</b>	<b>2</b>	<b>0</b>	<b>0</b>	<b>0</b>	<b>0</b>	<b>1</b>	<b>1</b>	<b>0</b>	<b>3-7</b>	<b>0-0</b>	<b>0</b>	<b>10.80</b>	<b>-</b>





## 2019 South Alabama Baseball Individual Career History



### Arguelles, Andy

Year	avg	gp-gs	ab	r	h	2b	3b	hr	rbi	tb	slg%	bb	hbp	so	gdp	ob%	sf	sh	sb-att	po	a	e	fld%
2017	.000	0-0	0	0	0	0	0	0	0	0	.000	0	0	0	0	.000	0	0	0-0	0	5	2	.714
2018	.000	0-0	0	0	0	0	0	0	0	0	.000	0	0	0	0	.000	0	0	0-0	1	0	0	1.000
2019	.000	0-0	0	0	0	0	0	0	0	0	.000	0	0	0	0	.000	0	0	0-0	1	1	0	1.000
TOTAL	.000	0-0	0	0	0	0	0	0	0	0	.000	0	0	0	0	.000	0	0	0-0	2	6	2	.800

Year	era	w-l	app	gs	cg	sho	sv	ip	h	r	er	bb	so	2b	3b	hr	bf	bavg	wp	hbp	bk	sfa	sha
2017	5.37	3-3	16	10	0	0/1	0	55.1	63	36	33	25	51	12	1	6	253	.290	6	5	2	2	3
2018	5.50	1-1	6	5	0	0/1	0	18.0	13	12	11	15	17	4	0	1	81	.200	5	1	0	0	0
2019	8.62	0-1	13	1	0	0/0	0	15.2	19	15	15	16	16	3	2	2	80	.311	2	1	0	2	0
2020	0.00	1-0	1	0	0	0/0	0	0.2	0	0	0	1	1	0	0	0	3	.000	0	0	0	0	0
TOTAL	5.92	5-5	36	16	0	0/2	0	89.2	95	63	59	57	85	19	3	9	417	.275	13	7	2	4	3

### Bates, Andrew

Year	avg	gp-gs	ab	r	h	2b	3b	hr	rbi	tb	slg%	bb	hbp	so	gdp	ob%	sf	sh	sb-att	po	a	e	fld%
2018	.145	28-18	62	11	9	0	0	0	9	9	.145	15	0	20	0	.308	1	5	1-3	39	1	2	.952
2020	.000	3-2	6	0	0	0	0	0	0	0	.000	0	0	5	0	.000	0	0	0-0	8	0	0	1.000
TOTAL	.132	31-20	68	11	9	0	0	0	9	9	.132	15	0	25	0	.286	1	5	1-3	47	1	2	.960

### Dailey, Dakota

Year	avg	gp-gs	ab	r	h	2b	3b	hr	rbi	tb	slg%	bb	hbp	so	gdp	ob%	sf	sh	sb-att	po	a	e	fld%
2019	.288	45-33	125	26	36	5	2	1	17	48	.384	13	5	34	3	.375	1	2	7-9	46	73	8	.937
2020	.250	3-3	8	3	2	0	0	0	1	2	.250	3	0	4	0	.455	0	0	0-0	8	5	0	1.000
TOTAL	.286	48-36	133	29	38	5	2	1	18	50	.376	16	5	38	3	.381	1	2	7-9	54	78	8	.943

### Dalton, Jase

Year	avg	gp-gs	ab	r	h	2b	3b	hr	rbi	tb	slg%	bb	hbp	so	gdp	ob%	sf	sh	sb-att	po	a	e	fld%
2019	.000	0-0	0	0	0	0	0	0	0	0	.000	0	0	0	0	.000	0	0	0-0	2	1	0	1.000
2020	.000	0-0	0	0	0	0	0	0	0	0	.000	0	0	0	0	.000	0	0	0-0	0	1	0	1.000
TOTAL	.000	0-0	0	0	0	0	0	0	0	0	.000	0	0	0	0	.000	0	0	0-0	2	2	0	1.000

Year	era	w-l	app	gs	cg	sho	sv	ip	h	r	er	bb	so	2b	3b	hr	bf	bavg	wp	hbp	bk	sfa	sha
2019	7.36	1-1	6	1	0	0/0	0	14.2	18	12	12	8	14	4	1	2	70	.310	1	2	0	1	1
2020	18.00	0-0	1	0	0	0/0	0	1.0	1	2	2	1	1	1	0	0	5	.250	0	0	0	0	0
TOTAL	8.04	1-1	7	1	0	0/0	0	15.2	19	14	14	9	15	5	1	2	75	.306	1	2	0	1	1

### DeLaTorre, Kaleb

Year	avg	gp-gs	ab	r	h	2b	3b	hr	rbi	tb	slg%	bb	hbp	so	gdp	ob%	sf	sh	sb-att	po	a	e	fld%
2019	.301	56-56	209	40	63	15	2	6	37	100	.478	25	7	37	3	.391	2	4	0-0	34	83	7	.944
2020	.083	3-3	12	0	1	0	0	0	1	1	.083	0	0	4	1	.083	0	0	0-0	21	0	0	1.000
TOTAL	.290	59-59	221	40	64	15	2	6	38	101	.457	25	7	41	4	.376	2	4	0-0	55	83	7	.952



## 2019 South Alabama Baseball Individual Career History



### Michael, Noah

Year	avg	gp-gs	ab	r	h	2b	3b	hr	rbi	tb	slg%	bb	hbp	so	gdp	ob%	sf	sh	sb-att	po	a	e	fld%
2018	.000	0-0	0	0	0	0	0	0	0	0	.000	0	0	0	0	.000	0	0	0-0	1	6	0	1.000
2019	.000	0-0	0	0	0	0	0	0	0	0	.000	0	0	0	0	.000	0	0	0-0	2	1	0	1.000
2020	.000	0-0	0	0	0	0	0	0	0	0	.000	0	0	0	0	.000	0	0	0-0	1	0	0	1.000
<b>TOTAL</b>	<b>.000</b>	<b>0-0</b>	<b>0</b>	<b>0</b>	<b>0</b>	<b>0</b>	<b>0</b>	<b>0</b>	<b>0</b>	<b>0</b>	<b>.000</b>	<b>0</b>	<b>0</b>	<b>0</b>	<b>0</b>	<b>.000</b>	<b>0</b>	<b>0</b>	<b>0-0</b>	<b>4</b>	<b>7</b>	<b>0</b>	<b>1.000</b>

Year	era	w-l	app	gs	cg	sho	sv	ip	h	r	er	bb	so	2b	3b	hr	bf	bavg	wp	hbp	bk	sfa	sha
2018	8.06	1-4	8	4	0	0/0	0	25.2	31	24	23	18	19	4	3	3	129	.304	1	4	0	2	3
2019	7.85	0-1	9	1	0	0/0	1	18.1	25	19	16	3	11	4	1	5	83	.321	0	0	0	1	1
2020	12.00	0-0	1	0	0	0/0	0	3.0	3	4	4	1	0	0	0	1	12	.273	0	0	0	0	0
<b>TOTAL</b>	<b>8.23</b>	<b>1-5</b>	<b>18</b>	<b>5</b>	<b>0</b>	<b>0/0</b>	<b>1</b>	<b>47.0</b>	<b>59</b>	<b>47</b>	<b>43</b>	<b>22</b>	<b>30</b>	<b>8</b>	<b>4</b>	<b>9</b>	<b>224</b>	<b>.309</b>	<b>1</b>	<b>4</b>	<b>0</b>	<b>3</b>	<b>4</b>

### Perez, Tyler

Year	avg	gp-gs	ab	r	h	2b	3b	hr	rbi	tb	slg%	bb	hbp	so	gdp	ob%	sf	sh	sb-att	po	a	e	fld%
2017	.000	0-0	0	0	0	0	0	0	0	0	.000	0	0	0	0	.000	0	0	0-0	0	2	0	1.000
2018	.000	1-0	0	1	0	0	0	0	1	0	.000	1	0	0	0	1.000	0	0	0-0	0	3	1	.750
2019	.000	0-0	0	0	0	0	0	0	0	0	.000	0	0	0	0	.000	0	0	0-0	0	7	0	1.000
<b>TOTAL</b>	<b>.000</b>	<b>1-0</b>	<b>0</b>	<b>1</b>	<b>0</b>	<b>0</b>	<b>0</b>	<b>0</b>	<b>1</b>	<b>0</b>	<b>.000</b>	<b>1</b>	<b>0</b>	<b>0</b>	<b>0</b>	<b>1.000</b>	<b>0</b>	<b>0</b>	<b>0-0</b>	<b>0</b>	<b>12</b>	<b>1</b>	<b>.923</b>

Year	era	w-l	app	gs	cg	sho	sv	ip	h	r	er	bb	so	2b	3b	hr	bf	bavg	wp	hbp	bk	sfa	sha
2017	4.66	1-0	8	0	0	0/1	1	19.1	25	11	10	4	11	3	0	3	87	.305	2	1	0	0	0
2018	5.40	0-0	8	3	0	0/1	0	13.1	21	15	8	14	9	4	0	0	77	.368	1	3	0	1	2
2019	3.67	1-1	18	4	0	0/0	0	34.1	42	19	14	15	29	4	1	3	162	.296	2	1	0	1	3
2020	0.00	0-0	1	0	0	0/0	0	1.0	0	0	0	0	1	0	0	0	5	.000	0	2	0	0	0
<b>TOTAL</b>	<b>4.24</b>	<b>2-1</b>	<b>35</b>	<b>7</b>	<b>0</b>	<b>0/2</b>	<b>1</b>	<b>68.0</b>	<b>88</b>	<b>45</b>	<b>32</b>	<b>33</b>	<b>50</b>	<b>11</b>	<b>1</b>	<b>6</b>	<b>331</b>	<b>.310</b>	<b>5</b>	<b>7</b>	<b>0</b>	<b>2</b>	<b>5</b>

### Powers, Reid

Year	avg	gp-gs	ab	r	h	2b	3b	hr	rbi	tb	slg%	bb	hbp	so	gdp	ob%	sf	sh	sb-att	po	a	e	fld%
2018	.067	13-4	15	1	1	1	0	0	0	2	.133	0	0	8	0	.067	0	0	0-0	45	1	1	.979
2019	.217	32-18	69	12	15	5	0	1	10	23	.333	9	0	17	0	.304	1	2	0-0	164	12	1	.994
2020	.667	2-2	6	4	4	0	0	1	2	7	1.167	0	1	1	0	.714	0	0	1-1	22	2	0	1.000
<b>TOTAL</b>	<b>.222</b>	<b>47-24</b>	<b>90</b>	<b>17</b>	<b>20</b>	<b>6</b>	<b>0</b>	<b>2</b>	<b>12</b>	<b>32</b>	<b>.356</b>	<b>9</b>	<b>1</b>	<b>26</b>	<b>0</b>	<b>.297</b>	<b>1</b>	<b>2</b>	<b>1-1</b>	<b>231</b>	<b>15</b>	<b>2</b>	<b>.992</b>

### Sandle, Michael

Year	avg	gp-gs	ab	r	h	2b	3b	hr	rbi	tb	slg%	bb	hbp	so	gdp	ob%	sf	sh	sb-att	po	a	e	fld%
2018	.225	53-52	191	28	43	8	3	3	32	66	.346	20	4	43	6	.307	3	2	5-6	68	1	0	1.000
2019	.320	50-46	178	37	57	12	2	6	39	91	.511	17	9	27	2	.397	5	2	7-9	121	5	1	.992
2020	.273	3-3	11	1	3	0	0	0	1	3	.273	1	0	5	0	.333	0	0	2-2	3	0	0	1.000
<b>TOTAL</b>	<b>.271</b>	<b>106-101</b>	<b>380</b>	<b>66</b>	<b>103</b>	<b>20</b>	<b>5</b>	<b>9</b>	<b>72</b>	<b>160</b>	<b>.421</b>	<b>38</b>	<b>13</b>	<b>75</b>	<b>8</b>	<b>.351</b>	<b>8</b>	<b>4</b>	<b>14-17</b>	<b>192</b>	<b>6</b>	<b>1</b>	<b>.995</b>

### Shell, Bennett

Year	avg	gp-gs	ab	r	h	2b	3b	hr	rbi	tb	slg%	bb	hbp	so	gdp	ob%	sf	sh	sb-att	po	a	e	fld%
2019	.239	41-35	138	25	33	3	0	2	19	42	.304	18	0	47	1	.325	1	5	3-4	68	1	2	.972
2020	.000	2-1	5	1	0	0	0	0	1	0	.000	1	0	2	0	.167	0	0	1-1	3	0	0	1.000
<b>TOTAL</b>	<b>.231</b>	<b>43-36</b>	<b>143</b>	<b>26</b>	<b>33</b>	<b>3</b>	<b>0</b>	<b>2</b>	<b>20</b>	<b>42</b>	<b>.294</b>	<b>19</b>	<b>0</b>	<b>49</b>	<b>1</b>	<b>.319</b>	<b>1</b>	<b>5</b>	<b>4-5</b>	<b>71</b>	<b>1</b>	<b>2</b>	<b>.973</b>



## 2019 South Alabama Baseball Individual Career History



### Stokes, Hunter

Year	avg	gp-gs	ab	r	h	2b	3b	hr	rbi	tb	slg%	bb	hbp	so	gdp	ob%	sf	sh	sb-att	po	a	e	fld%
2017	.302	48-37	126	31	38	4	3	3	19	57	.452	28	0	45	2	.426	1	4	0-2	86	79	7	.959
2018	.222	53-46	167	29	37	7	0	3	29	53	.317	38	0	55	2	.366	0	1	0-2	85	90	7	.962
2019	.000	3-2	4	0	0	0	0	0	0	0	.000	1	0	2	0	.200	0	0	0-0	2	3	0	1.000
2020	.250	3-3	12	2	3	0	0	1	3	6	.500	2	0	4	0	.357	0	0	0-0	2	7	2	.818
TOTAL	.252	107-88	309	62	78	11	3	7	51	116	.375	69	0	106	4	.388	1	5	0-4	175	179	16	.957

### Wilson, Ethan

Year	avg	gp-gs	ab	r	h	2b	3b	hr	rbi	tb	slg%	bb	hbp	so	gdp	ob%	sf	sh	sb-att	po	a	e	fld%
2019	.345	56-56	220	59	76	16	4	17	51	151	.686	36	8	45	2	.453	1	0	6-10	114	4	2	.983
2020	.222	3-3	9	2	2	1	0	1	5	6	.667	3	0	2	0	.417	0	0	2-2	2	0	0	1.000
TOTAL	.341	59-59	229	61	78	17	4	18	56	157	.686	39	8	47	2	.451	1	0	8-12	116	4	2	.984

### Yarborough, Caleb


Year	avg	gp-gs	ab	r	h	2b	3b	hr	rbi	tb	slg%	bb	hbp	so	gdp	ob%	sf	sh	sb-att	po	a	e	fld%
2018	.000	0-0	0	0	0	0	0	0	0	0	.000	0	0	0	0	.000	0	0	0-0	0	2	0	1.000
2019	.000	0-0	0	0	0	0	0	0	0	0	.000	0	0	0	0	.000	0	0	0-0	0	4	1	.800
TOTAL	.000	0-0	0	0	0	0	0	0	0	0	.000	0	0	0	0	.000	0	0	0-0	0	6	1	.857

Year	era	w-l	app	gs	cg	sho	sv	ip	h	r	er	bb	so	2b	3b	hr	bf	bavg	wp	hbp	bk	sfa	sha
2018	2.53	1-1	3	2	0	0/0	0	10.2	10	6	3	7	6	2	0	0	48	.256	2	0	0	0	2
2019	5.52	3-6	13	12	0	0/0	0	45.2	47	42	28	18	29	8	1	1	211	.260	3	7	1	4	1
2020	10.80	0-0	1	0	0	0/0	0	1.2	2	2	2	0	2	0	0	0	9	.250	0	1	1	0	0
TOTAL	5.12	4-7	17	14	0	0/0	0	58.0	59	50	33	25	37	10	1	1	268	.259	5	8	2	4	3



**Carter Quinn**

OF • Fr.-HS  
L/R • 6-0 • 180 **2**  
Lake Charles, La.  
Barbe HS



**Santi Montiel**

IF • So.-1L  
R/R • 5-11 • 180 **6**  
Alpharetta, Ga.  
Alpharetta HS



**Noah Fitzgerald**

IF • Jr.-JC  
R/R • 6-0 • 190 **8**  
Canton, Ga.  
Chattanooga State (Tenn.) CC



**Dakota Dailey**

IF • Sr.-1L  
R/R • 6-0 • 185 **9**  
Burnsville, Miss.  
Northwest Mississippi CC



**Drake Nightengale**

RHP • Sr.-1L  
R/R • 6-0 • 195 **10**  
Hattiesburg, Miss.  
Pearl River (Miss.) CC



**JoJo Booker**

RHP • Jr.-2L  
R/R • 6-3 • 215 **11**  
Brewton, Ala.  
T.R. Miller HS



**Richard Sorrenti**

C • Jr.-RS  
R/R • 6-0 • 195 **13**  
Tallahassee, Fla.  
Pensacola State (Fla.) CC




**Brandon Auerbach**

IF • So.-1L  
R/R • 5-8 • 160 **14**  
Parkland, Fla.  
Marjory Stoneman Douglas HS



**Kaleb DeLaTorre**

RHP • Sr.-1L  
L/R • 6-0 • 205 **16**  
Fort Scott, Kan.  
Neosho County (Kan.) CC




**Caleb Yarborough**

LHP • R-Sr.-1L  
L/L • 5-10 • 175 **17**  
Brookhaven, Miss.  
Meridian (Miss.) CC



**Tyler Samaniego**

LHP • Jr.-JC  
L/L • 6-2 • 215 **18**  
Huntsville, Ala..  
Northeast (Miss.) CC



**Andy Arguelles**

LHP • Sr.-2L  
L/L • 5-11 • 180 **19**  
Miami, Fla.  
Christopher Columbus HS




**Reid Powers**

C • Jr.-2L  
R/R • 6-2 • 205 **20**  
Madison, Ala.  
Sparkman HS



**Ross Indlecoffer**

IF • Jr.-JC  
R/R • 6-2 • 220 **21**  
Vadnais Heights, Minn.  
Iowa Western CC



**Hunter Stokes**

IF • R-Jr.-2L  
L/R • 6-0 • 180 **22**  
Spanish Fort, Ala.  
Spanish Fort HS



**Steven Lacey**

RHP • Jr.-JC  
R/R • 6-3 • 215 **23**  
Madison, Miss.  
Holmes (Miss.) CC



**Zach Harlan**

RHP • R-So.-1L  
R/R • 5-10 • 180 **24**  
Daphne, Ala.  
Daphne HS




**Michael Sandle**

OF • R-Jr.-2L  
R/R • 5-11 • 200 **25**  
Navarre, Fla.  
Navarre HS




**Peyton Millirons**

RHP • Jr.-JC  
R/R • 5-9 • 210 **26**  
Panama City, Fla.  
Wallace-Dothan (Ala.) CC



**Andrew Bates**


OF • R-So.-1L  
L/R • 6-1 • 200 **27**  
Pace, Fla.  
Pace HS



**Ryan Westerhoff**  
RHP • Jr.-JC **28**  
R/R • 6-2 • 200  
Edmond, Okla.  
Cowley (Kan.) JC



**Alden Davis**  
IF • Jr.-JC **29**  
R/R • 6-0 • 210  
Pascagoula, Miss.  
Mississippi Gulf Coast CC




**Miles Smith**  
RHP • Jr.-JC **30**  
R/R • 5-11 • 210  
Laurel, Miss.  
Pearl River (Miss.) CC




**Preston Welchel**  
OF • Fr.-HS **31**  
L/L • 5-11 • 185  
Cartersville, Ga.  
Cartersville HS



**Bennett Shell**  
OF • So.-1L **32**  
L/R • 5-9 • 175  
Pace, Fla.  
Pace HS




**Tyler Perez**  
RHP • Sr.-3L **33**  
R/R • 6-2 • 160  
Miami, Fla.  
Mater Academy Charter HS



**Ethan Wilson**  
OF • So.-1L **34**  
L/L • 6-2 • 210  
Andalusia, Ala.  
Andalusia HS




**Jase Dalton**  
RHP • R-Jr.-1L **35**  
R/R • 6-2 • 240  
Byram, Miss.  
Hinds (Miss.) CC



**Noah Michael**  
RHP • R-Jr.-2L **39**  
R/R • 5-11 • 190  
Mobile, Ala.  
St. Paul's Episcopal School



**Tyler Trussell**  
RHP • R-Jr.-1L **40**  
R/R • 6-0 • 200  
Clinton, Miss.  
Hinds (Miss.) CC



**D.J. Law**  
C • Fr.-HS **41**  
L/R • 5-10 • 210  
Slocumb, Ala.  
Rehobeth HS



**Lane Powell**  
C • Jr.-JC **42**  
R/R • 5-10 • 220  
Excel, Ala.  
Coastal Alabama-North CC




**Matt Boswell**  
RHP • Jr.-JC **44**  
R/R • 6-2 • 200  
Destin, Fla.  
Northwest Florida State CC



**Tyler Lehrmann**  
LHP • Jr.-JC **45**  
L/L • 6-0 • 195  
Tallahassee, Fla.  
Tallahassee (Fla.) CC



**Collier Baggett**  
RHP • Jr.-JC **46**  
R/R • 6-4 • 205  
Whigham, Ga.  
Tallahassee (Fla.) CC



**Nate Madej**  
LHP • R-Jr.-JC **49**  
L/L • 6-1 • 215  
Lemont, Ill.  
Florida Southwestern State