



GEORGIA

BASKETBALL GAME NOTES

2019-20 SCHEDULE

OVERALL RECORD: 13-13
HOME: 11-4 • ROAD: 1-7 • NEUTRAL: 1-2

SEC RECORD: 3-10
HOME: 3-4 • ROAD: 0-6

OCTOBER

Fri. 18 EXH.-Valdosta St. (SECN+) W 93-81
Fri. 25 EXH.-at Charlotte W 77-69

NOVEMBER

Tues. 5 Western Carolina (SECN+) W 91-72
Tues. 12 The Citadel (SECN+) W 95-86
Fri. 15 & Delaware St. (SECN+) W 100-66
Wed. 20 Georgia Tech (SECN+) W 82-78
Mon. 25 # vs. Dayton (ESPN2) L 61-80
Tues. 26 # vs. No. 3 Michigan St. (ESPN2) L 85-93
Wed. 27 # vs. Chaminade (ESPNU) W 80-77

DECEMBER

Wed. 4 N.C. Central (SECN+) W 95-59
Sat. 14 at Arizona St. (PAC12N) L 59-79
Fri. 20 SMU (SECN) W 2ot-87-85
Mon. 23 Georgia Southern (SECN) W 73-64
Mon. 30 Austin Peay (SECN+) W 78-48

JANUARY

Sat. 4 at No. 9/11 Memphis (CBS) W 65-62
Tues. 7 * No. 14/13 Kentucky (ESPN) L 69-78
Sat. 11 * at Auburn (ESPN) L 60-82
Wed. 15 * Tennessee (ESPNU) W 80-63
Sat. 18 * at Mississippi St. (SECN) L 59-91
Tues. 21 * at No. 15/14 Kentucky (ESPN) L 79-89
Sat. 25 * Ole Miss (SECN) L 60-70
Tues. 28 * at Missouri (SECN) L 69-72

FEBRUARY

Sat. 1 * Texas A&M (SECN) W 63-48
Wed. 5 * at Florida (ESPNU) L 75-81
Sat. 8 * Alabama (SECN) L 1ot-102-105
Wed. 12 * South Carolina (SECN) L 59-75
Sat. 15 * at Texas A&M (SECN) L 69-74
Wed. 19 * No. 13/12 Auburn (ESPN2) W 65-55
Sat. 22 * at Vanderbilt (SECN) 6:00
Wed. 26 * at South Carolina (SECN) 6:30
Sat. 29 * Arkansas (SECN) 6:00

MARCH

Wed. 4 * Florida (ESPN2/U) 7:00
Sat. 7 * at LSU (ESPN2) 2:00
3/11-15 SEC Tourney (Nashville, Tenn.)

& - Maui on the Mainland

- Maui Jim Maui Invitational (Lahaina, Hawaii)

* - SEC games ♦ All times ET

GEORGIA: 13-13, 3-10 SEC

VS. VANDERBILT: 9-17, 1-12 SEC



DATE: Saturday, February 22
TIPOFF: 6:00 p.m. ET
ARENA: Memorial Gymnasium (14,316)
LOCATION: Nashville, Tenn.
SERIES RECORD: VU leads, 91-54
LAST MEETING: UGA, 82-63, on 1/9/19



THE OPENING TIP

Georgia returns to action at Vanderbilt on Saturday looking to build on the momentum the Bulldogs secured with their 65-55 upset of No. 13/12 Auburn in Athens on Wednesday night.

Before a sold-out Stegeman Coliseum crowd, Georgia surged past the Tigers late in the first half and then maintained at least a two-possession lead for all but 47 seconds of the second stanza.

The Bulldogs' celebrated freshman class – a consensus top-10 group according to every major scouting service – was vital in the victory. Freshman Anthony Edwards scored 18 points, and classmates Sahvir Wheeler and Toumani Camara added 13 and 12 points, respectively. Junior Rayshaun Hammonds rounded out a quartet of double-digit scorers with 13 points (on and efficient 5-of-8 shooting night).

Georgia is now 13-13 overall and 1-0 in games played in Tennessee this season. The Bulldogs last ventured north of the border to the to the "Volunteer State" – Tennesseans decided on that nickname, not us – on Jan. 4 when they upset then-No. 9 Memphis, 65-62, to snap the Tigers' 10-game winning streak.

Edwards, one of only two freshmen included on the 20-player late-season Wooden Award Watch List, is the nation's top-scoring freshman at 18.9 ppg. The Atlanta native has reached double figures in the scoring column in 22 of 25 games to date, with 11 20-point outings and two 30-point performances.

SERIES HISTORY

The Commodores currently lead the all-time series between UGA and VU, 91-54, including a 56-14 advantage in games at Vanderbilt.

► TALE OF THE TAPE

STATISTIC	UGA	VU
Points Per Game	75.4	71.6
Opp. Point Per Game	74.3	74.3
Scoring Margin	+1.1	-2.7
Field Goal Pct.	.445	.426
Opp. Field Goal Pct.	.444	.465
3-Point Pct.	.296	.332
3-Pointers Per Game	7.0	8.4
Opp. 3-Point Pct.	.319	.354
Free Throw Pct.	.697	.693
Free Throws Per Game	14.3	15.5
Rebounds Per Game	38.6	32.7
Opp. Rebound Per Game	36.8	36.2
Rebound Margin	+1.8	-3.5
Assists Per Game	13.7	11.7
Turnovers Per Game	15.3	13.0
Assist-to-Turnover Ratio	0.90	0.90
Turnover Margin	-1.5	+1.0
Steals Per Game	7.6	7.2
Blocks Per Game	3.5	3.5

In the most recent meeting last Jan. 19 in Athens, Rayshaun Hammonds scored 19 points, all in the second half, to lead Georgia in an 82-63 victory over Vanderbilt before a crowd of 9,429.

On the first day of classes on the UGA campus, 2,720 students – 720 more than the student allotment – showed up for the game.

A complete box score from that contest – as well as game-by-game results for the last 10 matchups – can be found on Page 5 of these Game Notes.

A back-and-forth first half featured six ties and six lead changes before the Bulldogs garnered a 34-33 edge at the break. Hammonds knocked down a 3-pointer 14 seconds into the second stanza and Georgia never trailed thereafter.

► MEDIA COVERAGE

WATCH: SEC NETWORK

Richard Cross (play-by-play);
Joe Kleine (analyst)

LISTEN: BULLDOG SPORTS NETWORK

Scott Howard (play-by-play);
Chuck Dowdle (analyst);
Adam Gillespie (producer)

Flagship: WSB AM 750; XM: 380; Internet: 970

THE STARTING 5...

Anthony Edwards' 492 points is the third-most ever by a UGA freshman and is only 23 points away from the current No. 2 tally, 515 by Jumaine Jones.

Tyree Crump has 169 3-pointers, three shy of UGA's top-10 career leaders in successful shots from behind the arc. The current No. 10 is Jody Patton.

UGA has drawn 144,047 fans at home this season, 4,653 off its total attendance record of 148,700 set last season. Both of UGA's remaining home dates are sold out.

Seven of UGA's nine SEC home games have sold out of reserved seat tickets – Kentucky, Ole Miss, Texas A&M, Alabama, Auburn, Arkansas and Florida.

Georgia's celebrated freshman class – ranked among the top-10 groups nationally by every recruiting service – features five of the nation's top-100 prospects.

► **ON THE BULLDOGS' BENCH...AND BEHIND IT**



HEAD COACH TOM CREAN

- Named Georgia Basketball's 22nd head coach on March 15, 2018.
- 19 seasons as head coach at Marquette ('99-08), Indiana ('08-17) and Georgia ('18-19)
- Led 13 of his teams to postseason play, including nine NCAA Tournament bids, four Sweet 16s appearances and a trip to the 2003 Final Four.
- Produced 14 NBA players at Marquette (6), Indiana (7) and Georgia (1), including eight who were on opening-day rosters for the 2019-20 season. All told, those 14 players have earned or are under contract to earn more than \$581 million.
- In 19 seasons, his teams have finished among the nation's top-25 squads statistically a combined 40 times in virtually every offensive and defensive statistic kept by the NCAA.
- Has coached 10 All-Americans and 39 all-conference performers.
- 56 of his four-year players at MU, IU and UGA have graduated, including six who earned their bachelor's degrees in less than four years and five who have secured master's degrees.



ASST. COACH CHAD DOLLAR

- Atlanta native with 20+ years experience in the SEC, ACC, AAC, C-USA and OVC.
- Father, Don, was legendary coach at Atlanta's Douglass HS. Brother, Cam, helped lead UCLA to the 1995 NCAA title.



ASST. COACH JOE SCOTT

- Owns 16 seasons at a D-I head coach at Air Force, Princeton and Denver.
- Tabbed among nation's top-20 "X's & O's" coaches in 2013 ESPN survey of peers.
- A three-year starter and two-time All-Ivy pick playing for Pete Carril at Princeton.



ASST. COACH JOHN LINEHAN

- The NCAA D-I career leader in steals (385) and '02 National Def. Player of the Year.
- Played professionally overseas for 12 seasons, primarily in France.
- Spent time on staffs at Temple, Drexel and Brown before joining UGA staff in 2019.



DIR. OF PLAYER DEVELOPMENT BRIAN FISH

- More than three decades of experience as head coach at Montana State (2014-19) and on staffs at Oregon, Creighton, San Diego, TCU, Kansas State and Marshall.
- In 2009, named to Indiana Basketball Hall of Fame silver anniversary team.



DIR. OF OPERATIONS JAKE THELEN

- Youngest "DOBO" at a Power-5 school, will turn 27 on Friday (Nov. 8).
- Served as graduate manager at Indiana for Tom Crean during 2016-17 season.
- At Bellarmine, consensus D-II All-American and Great Lakes Valley Conference POY.



DIR. OF STRATEGY DICE YOSHIMOTO

- Arrives in Athens with a decade of NBA experience with four franchises.
- Broke into the league as an intern with Nets and has worked full time with Bulls, Nuggets and Timberwolves. Helped five team reach the NBA Playoffs.



S&C COACH SEAN HAYES

- In his 9th season at UGA after serving on the Buffalo Bills' staff from 2006-10.
- One of two SEC MBB S&C leaders who has earned Master of Strength & Conditioning honors from Collegiate S&C Coaches Association.



ATHLETIC TRAINER LANCE SCHUEMANN

- In second season at UGA after spending previous five seasons at Wyoming.
- Was a student athletic trainer for Florida MBB's 2007 NCAA Champion team.
- Also has stints on medical staffs at Valparaiso and Charleston Southern.



GRADUATE MANAGERS

- Left: Reed Ridder; 2nd season; Embry Riddle '16
- Center: Jalon Wilson; 2nd season; Pepperdine '18
- Right: James Cambronne; 1st season; Saint Michael's '15

► **NUMERICAL NUGGETS**

5

The Bulldogs' freshmen comprise the No. 5 recruiting class in the nation entering college basketball this fall according to ESPN.com.

5

Georgia signed five of the nation's top-100 prep prospects in the Class of 2019 – Anthony Edwards, Christian Brown, Jaykwon Walton, Sahvir Wheeler and Toumani Camara.

13

UGA's five top-100 prospects in the Class of 2019 matches the number of top-100 recruits the Bulldogs signed in the last 13 years combined.

0

Number of season tickets for UGA's home schedule remaining. For the first time ever, Stegeman Coliseum's season ticket allotment sold out.

6

Number of UGA home games that already are sellouts – Kentucky, Ole Miss, Texas A&M, Alabama, Arkansas and Florida.

5

Anthony Edwards and Sahvir Wheeler became the fifth pair of Bulldog freshmen to score in double digits in their collegiate debuts.

45

Anthony Edwards' 37 points vs. Michigan State were the most by a UGA freshman in 45 seasons... since Jacky Dorsey's 41 vs. LSU on 1/20/75.

CAREER STATS VS. VANDERBILT

No.	Name	G-GS	FGs	Pct.	3FGs	Pct.	FTs	Pct.	PPG	RPG	A	B	S
2	Jordan Harris	2-1	2-5	.400	0-3	.000	2-2	1.000	3.0	0.5	3	1	1
4	Tyree Crump	4-1	4-14	.286	2-10	.200	2-2	1.000	3.0	1.3	9	0	1
14	Tye Fagan	1-0	1-3	.333	0-1	.000	0-0	.000	2.0	4.0	0	0	0
20	Rayshaun Hammonds	3-2	10-27	.370	2-7	.286	7-10	.700	9.7	6.3	2	3	2

In Georgia's last trip to Memorial Gym on Feb. 7, 2018, the Bulldogs dropped an 81-66 decision to Vanderbilt despite a game-high 20 points from Yante Maten.

The Commodores scored the game's first nine points and never trailed the rest of the way. Georgia gained possession down 53-51, but Maten missed a 3-pointer that would have given the Bulldogs the lead and Joe Toye converted a three-point play on the Commodores' next possession.

SCOUTING THE COMMODORES

Vanderbilt is currently 9-17 overall and 1-12 in the SEC in head coach Jerry Stackhouse's first season. The Commodores' lone SEC victory was a 99-90 decision over then-No. 18 LSU, the Tigers' first conference setback after opening league play at 8-0.

Vanderbilt suffered a significant loss due to injury for the second consecutive year. Last season, Darius Garland, the eventual No. 5 overall pick in the 2019 NBA Draft, sustained a season-ending meniscus tear in the fifth game of the campaign. This year, Aaron Nesmith was the SEC's leading scorer at 23.0 ppg before going down with a right foot injury.

Saben Lee and Scotty Pippen Jr. are scoring at a double-digit pace for Vanderbilt. Lee averages 17.3 ppg, while Pippen adds 10.9. They also are the only two SEC teammates with 100 assists on the season. Lee has 113, and Pippen has 100.

LAST TIME OUT...

Georgia grabbed the lead late in the first half and led the entire second stanza en route to a 65-55 upset over No. 13/12 Auburn on Wednesday night at Stegeman Coliseum.

A complete box score from the contest can be found on Page 17 of these Game Notes.

The Bulldogs took the lead for good on an Anthony Edwards 3-pointer that put them up 25-23 with 3:55 left in the first half.

Georgia pushed that advantage to double digits at the 14:55 mark of the second half and never allowed Auburn closer than three points the rest of the evening, lastly at 43-40 with 10:12 remaining.

Toumani Camara hit several clutch free throws down the stretch. The freshman from Brussels, Belgium, entered the contest shooting 56.1 percent from the line on the season but was 10-of-12 against the Tigers.

DOGS DRAWING AT RECORD PACE

Georgia improved to 11-4 at home this season with Wednesday's upset of No. 13/12 Auburn. The Bulldogs are averaging 79.8 points per game at Stegeman Coliseum – *more than 10 points per game than their average at other venues* – and sport a healthy scoring margin of +9.8 in Athens.

Fan support has been a major contributing factor to the Bulldogs' success in Athens. **Georgia's average home attendance this season is 9,603, which is on pace to be the second-best tally in program history (trailing only 9,857 in 2002-03).**

And while the Bulldogs will fall just shy of the average attendance record, they are set to establish a new total attendance record for the second-consecutive season.

A year ago, 148,700 fans came through the Stegeman turnstiles to break the previous record by more than 9,000.

Georgia's total attendance this season is 144,047. That's 4,653 shy of the current record with two home games left – a couple of sellouts against Arkansas and Florida.

Tom Crean has credited fan support as an integral part of UGA's home success, most notably after a December win over SMU.

"We don't win this game without this crowd," Crean said bluntly in his postgame press conference. "We do not win this game without this incredible, passionate, stick-with-us, not let us drop crowd. I reminded the players a few times that we're sitting here in basically a sold-out game, and these fans are not giving up on you, so don't give up on yourself. I'm extremely proud of how we found a way to win, and I'm unbelievably thankful for our fans."

And after Wednesday's win, Crean opened his postgame radio show with: "The fans were here and on their feet. The win is awesome, there's no question about it and I'm happy for our team. But the bottom line is: that shows we're building a program. We are going through growing pains and hard days. We are going through adversity. But you don't get a program built if you lose momentum with your fans. They are staying with us, and I'm so thankful for that...To have everybody here like that supporting us on a Wednesday night means an awful lot. So thank you Dawg Nation, from the bottom of my heart and all of this team."

Wednesday's crowd was the Bulldogs' ninth 10,000-plus count of the season.

EDWARDS, WHEELER INCLUDED AMONG NCAA'S FRESHMAN LEADERS

Through games of Feb. 19, Anthony Edwards and Sahvir Wheeler were among the nation's top freshmen statistically in scoring and assists, respectively, *as outlined in the next column.*

THIS EVENING'S POTENTIAL STARTERS

GEORGIA (13-13, 3-10 SEC)

COACH: Tom Crean
24-34 in 2nd season at UGA
380-265 in 20th season overall

VS. VANDERBILT (9-17, 1-12 SEC)

COACH: Jerry Stackhouse
1-12 in 1st season at VU
1-12 in 1st season overall

MOST RECENT STARTERS

NO.	NAME	PPG	RPG	NO.	NAME	PPG	RPG
2	JORDAN HARRIS (6-5; 195; Sr.; Iron City, Ga.)	5.6	3.8	0	SABEN LEE (6-2; 183; Jr.; Phoenix, Ariz.)	17.3	3.3
5	ANTHONY EDWARDS (6-5; 225; Fr.; Atlanta, Ga.)	18.9	5.3	1	DYLAN DISU (6-9; 200; Fr.; Pflugerville, Texas)	7.1	5.6
10	TOUMANI CAMARA (6-8; 220; Fr.; Brussels, Belgium)	6.4	4.4	2	SCOTTY PIPPEN JR. (6-1; 170; Fr.; Los Angeles, Calif.)	10.9	2.8
15	SAHVIR WHEELER (5-10; 180; Fr.; Houston, Texas)	8.8	2.6	3	MAXWELL EVANS (6-2; 190; Jr.; Houston, Texas)	8.2	3.3
20	RAYSHAUN HAMMONDS (6-9; 235; Jr.; Norcross, Ga.)	12.5	7.2	50	EJIKE OBINNA (6-10; 243; R-Soph.; Enugu, Nigeria)	3.6	4.2

OFF THE BENCH

0	DONNELL GRESHAM JR. (6-3; 195; RSr.-Grad.; St. Paul, Minn.)	5.7	4.4	4	JORDAN WRIGHT (6-5; 226; Fr.; Baton Rouge, La.)	5.7	2.7
4	TYREE CRUMP (6-1; 185; Sr.; Bainbridge, Ga.)	7.0	2.3	13	MATTHEW MOYER (6-9; 228; R-Jr.; Ghanna, Ohio)	2.0	2.2
14	TYE FAGAN (6-3; 185; Soph.; Logtown, Ga.)	4.2	1.7	11	BRAELEE ALBERT (6-5; 220; Fr.; Los Angeles, Calif.)	1.6	1.6
3	CHRISTIAN BROWN (6-6; 215; Fr.; Hopkins, S.C.)	3.7	1.8	55	OTON JANKOVIC (6-10; 220; Fr.; Zagreb, Croatia)	0.4	0.8
30	MIKE PEAKE (6-8; 220; Fr.; Chicago, Ill.)	2.6	1.9	14	ISAIAH RICE (5-11; 195; Jr.; Indianapolis, Ind.)	0.9	0.1

Edwards was the top scorer among all Division-I freshmen and one of only three included among the top-100 scoring leaders.

Wheeler sported the sixth-best average assists tally by a freshman.

TOP FRESHMAN SCORING AVERAGES

Rk.	Player, School	GP	Avg.
52.	Anthony Edwards, Georgia	26	18.9
80.	Landers Nolley, Va. Tech	26	18.0
100.	Vernon Carey, Duke	26	17.3

TOP FRESHMAN ASSIST AVERAGES

Rk.	Player, School	GP	Avg.
40.	Nico Mannion, Arizona	26	5.3
50.	Yuri Collins, Saint Louis	26	5.1
70.	Sean East, UMass	26	4.7
71.	Rylan Jones, Utah	25	4.7
82.	Ellis Magnuson, E. Wash.	26	4.6
89.	Sahvir Wheeler, Georgia	25	4.5
90.	Isaiah Stevens, Colorado St.	28	4.5

ANDERSON TO ENTER GEORGIA HOF

Former Bulldog Willie Anderson is set to be enshrined in the State of Georgia Sports Hall of Fame this weekend in Macon.

The Atlanta native blossomed into one of the country's most diverse talents in the late-80s and was a two-time, first-team All-SEC honoree. As a junior, he averaged 15.9 points, 5.0 assists and 1.4 steals per game in 1986-87. In his final season, Anderson averaged 16.7 points, 4.0 assists and 1.9 steals while leading the Bulldogs to a 20-win finish.

Anderson earned a spot on the 1988 U.S. Olympic Team and won a Bronze Medal.

Anderson was drafted by San Antonio Spurs with the No. 10 overall pick of the 1988 NBA Draft and earned a spot on the first team of the NBA's All-Rookie team in 1989. He went on to play nine seasons in the NBA, the first seven with the Spurs followed by stints with the Raptors, Knicks and Heat.

Anderson is one of eight inductees this year, a class that also includes UGA baseball great Jeff Treadway. He will be Georgia Basketball's third representative in the hall, joining coach Hugh Durham and Alec Kessler. The induction ceremonies are Saturday evening at the Historic Macon City Auditorium.

CRUMP CLOSING IN ON TWO TOP 10s

Tyree Crump is three 3-point field goals and six free throws away from joining Georgia's top-10 career leaders in made shots from behind the arc and successful conversion at the charity stripe *as outlined on the next page.*

The Bainbridge, Ga., native has made 169 3-pointers in his Georgia career, three away from the current No. 10 effort of Jody Patton.

Crump has converted on 119-of-149 trip to the free throw line, a success rate of 79.9 percent. With six more made three throws – and maintaining that shooting percentage – Crump will reach the minimum of 125 free throws to qualify for Georgia's career records.

▶ DOUBLE-DIGIT DOGS

POINTS	SEASON	CAREER
Anthony Edwards	22	22
Rayshaun Hammonds	16	49
Tyree Crump	8	29
Sahvir Wheeler	8	8
Toumani Camara	6	6
Donnell Gresham Jr.	4	34
Jordan Harris	3	18
Tye Fagan	3	3
Christian Brown	1	1
REBOUNDS	SEASON	CAREER
Rayshaun Hammonds	6	11
Anthony Edwards	3	3
Jordan Harris	0	1
DOUBLE-DOUBLES	SEASON	CAREER
Rayshaun Hammonds	4	6
Anthony Edwards	3	3
Jordan Harris	0	1
20-POINT GAMES	SEASON	CAREER
Anthony Edwards	11	11
Rayshaun Hammonds	5	7
Sahvir Wheeler	1	1
Tyree Crump	0	2
Jordan Harris	0	1
30-POINT GAMES	SEASON	CAREER
Anthony Edwards	2	2
Rayshaun Hammonds	0	1

▶ UGA QUICK FACTS

LOCATION.....	Athens, Ga.
ENROLLMENT.....	38,652
FOUNDED.....	1785
CONFERENCE.....	Southeastern
NICKNAME.....	Bulldogs
MASCOT.....	Uga X
COLORS.....	Red & Black
PRESIDENT.....	Jere W. Morehead (UGA J.D. '80)
FACULTY ATHLETICS REPRESENTATIVE.....	David Shipley (Oberlin '72)
J. REID PARKER DIRECTOR OF ATHLETICS.....	Greg McGarity (Georgia '76)

UGA: FIRST & STILL FOREMOST

- UGA was chartered on Jan. 27, 1785, and – as the first state-chartered university in America – serves as the birthplace of public higher education in the U.S.
- UGA's was chartered two years before the U.S. Constitution was signed and four years prior to George Washington's inauguration as our first President.
- UGA has been ranked among the nation's top-25 public universities by *U.S. News & World Report* every year since 2000. UGA was No. 16 in the most recent rankings released in September 2019.

PRO-NUN-SEE-Ā-SHUN GUY'D

- 0 DONNELL (Don-nell) GRESHAM (Greh-shum)
 1 JAYKWON (Jay-kwahn) Walton
 4 TYREE (Tie-ree) Crump
 10 TOUMANI (Too-mah-knee) CAMARA (Cuh-mahr-uh)
 11 JAXON (Jack-son) ETTER (eh-tuhr)
 15 SAHVIR (SAH-veer) Wheeler
 32 Stan TURNIER (tuhr-near)

Crump's current effort would place him at No. 7 on the career list below.

UGA CAREER 3FG LEADERS

Rk.	No.	Player	Seasons	3FGAs
1.	261	Levi Stukes	2003-07	683
2.	231	D.A. Lane	1999-01	583
3.	215	Litterial Green	1989-92	544
4.	213	Ezra Williams	2001-03	582
	213	Kenny Gaines	2013-16	569
6.	204	J.J. Frazier	2014-17	576
7.	194	Dustin Ware	2009-12	536
8.	193	G.G. Smith	1996-99	500
9.	184	Bernard Davis	1991-94	453
10.	172	Jody Patton	1987-91	387
11.	166	Tyree Crump	2016-19	501

UGA CAREER FT PERCENTAGE LEADERS

Rk.	No.	Player	Seasons	FT-FTAs
1.	.841	J.J. Frazier	2014-17	450-533
2.	.831	Dick McIntosh	1966-68	162-195
3.	.828	Juwan Parker	2014-18	227-274
4.	.822	Jerry Epling	1968-70	221-269
5.	.804	Jimmy Pitts	1963-65	344-428
	.804	Dustin Ware	2009-12	201-250
7.	.791	D.A. Layne	1999-01	246-311
8.	.787	Joe Ward	1984-86	159-202
9.	.784	Willie Anderson	1985-88	221-282
10.	.777	Terrance Woodbury	2006-09	161-207

EDWARDS SOARING UP BULLDOGS' FRESHMAN LEADERS LEDGER

Anthony Edwards joined Georgia's top-10 season scoring efforts by a freshman in just the season's 18th game at No. 15 Kentucky.

Over the next four outings, Edwards ascended all the way up to the No. 4 position. He is now No. 3 as outlined below.

The Atlanta native's 16 points at Rupp Arena on Jan. 21 pushed him past the previous No. 10 freshman effort by Eric Marbury. He moved to No. 9 against Ole Miss to No. 8 at Missouri to No. 6 versus Texas A&M and to No. 4 at Florida. Edwards inched to No. 3 during the Auburn game on Feb. 19.

Edwards' current scoring pace of 18.9 ppg would be the second-best in UGA history and would put him at 586 points at the end of the Bulldogs' 31-game regular-season slate.

UGA'S TOP-10 FRESHMAN SCORERS

Rk.	Player	Pts.	Year	G	Avg.
1.	Jacky Dorsey	646	1975	25	25.8
2.	Jumaine Jones	515	1998	35	14.7
3.	Anthony Edwards	492	2020	26	18.9
4.	Litterial Green	481	1989	31	15.5
5.	Cedric Henderson	433	1985	28	15.5

WHEELER REACHES 100 ASSISTS, FIRST UGA FRESHMAN TO DO SO SINCE '09

Sahvir Wheeler's eight assists against Alabama on Feb. 8 gave him exactly 100 passes-to-points this season.

Wheeler became just the sixth Georgia freshman to record 100 assists and the first to do so in just over a decade, since Dustin Ware did so during the 2008-09 season.

▶ KEEPING AN EYE ON

ENTERING TODAY'S GAME

AMONG UGA'S CAREER LEADERS

TYREE CRUMP IS...

- 3 3FGs from No. 10 Jody Patton
- 11 3FGs from No. 9 Bernard Davis
- 28 3FGAs from No. 7 Dustin Ware
- 6 FTs from joining the top-10 in FT pct.

AMONG UGA'S FRESHMAN LEADERS

ANTHONY EDWARDS IS...

- 24 points from No. 2 Jumaine Jones
- 154 points from No. 1 Jacky Dorsey

SAHVIR WHEELER IS...

- 20 assists from No. 1 Litterial Green

Wheeler's has since climbed to the No. 2 spot among Georgia's freshman assist leaders and his average of 4.5 apg is better than any other freshman has contributed for the Bulldogs as outlined below.

Wheeler's current pace would give him 140 assists at the end of the regular season.

UGA'S TOP-10 FRESHMAN ASSISTS

Rk.	Player	Asts.	Year	G	Avg.
1.	Litterial Green	133	1989	31	4.3
2.	Sahvir Wheeler	113	2020	25	4.5
3.	Dustin Ware	108	2009	32	3.4
4.	Moses White	105	2000	29	3.6
5.	Rashad Wright	103	2001	31	3.3

CAMARA'S CONTRIBUTIONS CLIMBING

Toumani Camara, who moved into the Bulldogs' starting lineup in the 10th game of the season against SMU, has seen a massive up-tick in his production over the last 20 outings.

The freshman from Brussels doubled his rebounding and minutes averages from the first six games and has increased his scoring by more than 75 percent as outlined below.

During that span, Camara also posted career highs of 16 points vs. Georgia Southern, nine rebounds vs. Austin Peay and 34 minutes of playing time vs. SMU.

After notching one double-digit output in the Bulldogs' first 16 outings, he has done so five times in Georgia's last 10 contests.

CAMARA'S INCREASED EFFORTS

Stat	First 6	Last 20	Up
Points per game	4.0	7.1	+77.5
Rebounds per game	2.5	5.0	+100.0
Minutes per game	13.2	26.5	+100.8

BROWN QUICK OFF THE BENCH

Freshman Christian Brown has made a relatively immediate impact off the bench in Georgia's last two road games.

At Florida on Feb. 5, Brown scored six points in five minutes, connecting on 2-of-3 3-point attempts.

At Texas A&M on Feb. 15, Brown contributed eight points in eight minutes, making 3-of-5 shots from the floor and converting on his two attempts at the line.



FANS FLOCKING TO STEGEMAN

The Stegeman Coliseum turnstiles have been quite busy since Tom Crean's arrival.

Last season, the Bulldogs drew 148,700 fans to break their total attendance record by more than 9,000 fans, and Georgia notched its fourth-best average attendance mark ever as outlined to the right.

This season, a combined 144,047 members of the Bulldog Nation have attended Georgia's first 15 home dates, the largest tally for that many initial outings in program history.

The Bulldogs' best first 13-game home attendance mark to begin a season was in 2002-03 when Georgia welcomed a total of 128,146 spectators to Stegeman. That was the same season UGA established its average attendance record with a 13-game home slate.

Season and single-game tickets have moved at a record pace this season.

For the first time ever, Georgia sold out the season ticket allotment for Stegeman, Crean announced during Stegmania II on Oct. 11.

Six of Georgia's nine SEC home dates were sold out before conference play started.

Outings against Texas A&M and Alabama officially became sellouts on Oct. 24, the first day single-game tickets went on sale. Since then, the Kentucky, Ole Miss, Arkansas and Florida games also have sold out. The only matchups on the 2020 calendar with tickets remaining are mid-week contests against South Carolina and Auburn.

UGA AVERAGE ATTENDANCE			
RK.	SEASON	GAMES	AVG.
1.	2002-03	13	9,857
2.	2001-02	13	9,064
3.	1990-91	12	8,822
4.	2018-19	17	8,747
5.	1981-82	14	8,670
on pace for...			
	2019-20	15	9,603

FEEL FREE TO CALL HIM "TY-3"

Tyree Crump continued a familiar theme to his scoring for the Bulldogs this season, with 42 of his 57 field goals (73.7 percent) being 3-pointers.

More than two-thirds of Crump's made shots from the floor at Georgia have come from 3-point range. He has connected on 169 3s as a Bulldog, which accounts for 69.8 percent of his total 242 made field goals.

DOGS OPEN SEC WITH TOUGH STRETCH

Georgia's endured a brutal stretch of games to open SEC play.

The Bulldogs began league action by facing six straight 2019 NCAA Tournament teams – Kentucky, Auburn, Tennessee, Mississippi State, Kentucky (again) and Ole Miss.

Tom Crean has undergone some serious hazing from the scheduling Gods since arriving in Athens. A year ago, Georgia opened SEC play with consecutive Saturday road trips to the defending league co-champions from the previous year – Tennessee and Auburn.

WHEELER BACK & AT HIS BEST

Sahvir Wheeler returned to the court against Texas A&M on Feb. 1 after missing a Jan. 28 game at Missouri.

Wheeler, who leads Georgia in assists and is third in scoring, suffered an upper body injury in practice on Monday, Jan. 27, before the team departed for Columbia.

He played three of his best games of the season immediately after his return.

The Houston native had a strong linescore against the Aggies, with nine points, five assists, four boards and two steals. Wheeler followed that with 16 points and four assists at Florida. Against Alabama, he recorded career-high tallies of 24 points and eight assists (for the third time this season) in a career-most 42 minutes of playing time.

HAMMONDS' BIG-NUMBER EFFORTS UP

In his 61 games played as a freshman and sophomore, Rayshaun Hammonds had two 20-point performances, four double-figure rebounding outputs and two double-doubles.

▶ LEADING THE DOGS

GAMES LEADING	PT.	REB.	AST.	BLK.	STL.
Christian Brown	0	0	0	3	1
Toumani Camara	0	3	0	9	4
Tyree Crump	0	0	0	0	4
Anthony Edwards	16	5	6	8	8
Jaxon Etter	0	0	0	0	0
Tye Fagan	2	0	1	4	3
Donnell Gresham Jr.	0	1	1	1	6
Rayshaun Hammonds	7	15	2	6	5
Jordan Harris	1	1	1	5	5
Rodney Howard	0	1	0	6	1
Mike Peake	0	0	0	3	0
Stan Turnier	0	0	0	1	0
Jaykwon Walton	0	0	0	0	0
Sahvir Wheeler	1	0	19	0	3

* – Includes when tied for team-high

▶ SERIES HISTORY

VU LEADS OVERALL:..... 91-54

VU LEADS ON VU CAMPUS:.....56-14

SERIES TIED LAST 10 MEETINGS:.....5-5

LAST 10 MEETINGS

3/9/12	L	% Athens	41-63
2/27/13	L	at Nashville	62-63
1/29/14	L	Athens	54-59
1/10/15	W	at Nashville	70-67
1/27/15	W	Athens	70-62
2/20/16	L	at Nashville	67-80
1/17/17	W	Athens	76-68
2/7/18	L	at Nashville	66-81
3/7/18	W	& at St. Louis	78-62
1/9/19	W	Athens	82-63

% – NIT game ♦ & – SEC Tournament game

▶ LAST TIME VS. VU

14

Georgia 82,
Vanderbilt 63

1/9/19 • Athens, Ga.

VANDERBILT (9-5, 0-2)

Player	FGs	3FGs	FTs	Rb	Pf	Pts	A	T	B	S	MP
Ryan	1-6	1-6	0-0	1	3	3	1	0	0	0	18
Wetzell	3-7	1-2	1-1	5	1	8	0	1	0	0	22
Shittu	5-15	0-0	0-2	14	1	10	3	2	1	1	28
Nesmith	3-10	1-6	2-4	8	4	9	0	2	1	2	29
Lee	4-9	1-1	3-3	2	2	12	2	2	0	2	28
Toye	2-9	0-4	2-2	0	3	6	1	0	0	0	28
Evans	3-7	2-5	2-2	4	3	10	1	1	0	2	25
Moyer	2-6	0-1	1-1	1	2	5	0	1	0	1	17
Brown	0-1	0-0	0-0	1	1	0	0	1	0	0	5
TEAM				5	1						
Totals	23-70	6-25	11-15	41	21	63	8	10	2	8	200

GEORGIA (9-5, 1-1)

Player	FGs	3FGs	FTs	Rb	Pf	Pts	A	T	B	S	MP
Hammonds	6-13	2-6	5-5	6	3	19	0	3	2	0	29
Claxton	3-10	0-3	3-7	12	4	9	1	1	5	2	29
Ogbeide	7-9	0-0	1-2	9	1	15	1	2	1	0	29
Jackson	2-2	2-2	2-2	1	2	8	2	0	1	0	28
Hightower	4-8	1-4	2-3	4	0	11	2	0	0	1	21
Harris	0-0	0-0	0-0	0	0	0	0	1	1	0	1
Crump	2-5	2-4	2-2	1	0	8	4	0	0	0	18
Harrison	0-0	0-0	0-0	0	0	0	0	0	0	0	2
Wilridge	1-4	0-1	2-2	2	2	4	3	2	2	0	19
Fagan	1-3	0-1	0-0	4	0	2	0	1	0	0	7
Ngumzei	0-2	0-2	0-0	1	2	0	0	1	0	0	9
Edwards	0-0	0-0	0-0	0	0	0	0	0	0	0	1
Sargiunas	2-4	2-3	0-0	0	0	6	0	1	0	1	7
TEAM				3							
Totals	28-60	9-26	17-23	43	14	82	13	12	12	4	200

Score by Periods	1st	2nd	Tot.	Deadball	Rebs.Tot.
Vanderbilt	33	30	63	Vanderbilt	2
Georgia	34	48	82	Georgia	3

Officials: Michael Stephens, Tony Green, Brian O'Connell.
Att: 9,429.

	VU	UGA
Points in the paint	34	36
Points off turnovers	23	11
2nd chance points	17	12
Bench points	21	20

▶ BY THE NUMBERS

GEORGIA'S RECORD IS...

	Overall	SEC	Clean
Currently.....	13-13	3-10	24-34
at Stegeman Coliseum:.....	11-4	3-4	19-13
on the road:.....	1-7	0-6	3-16
at a neutral site:.....	1-2	0-0	2-5
Day Games:.....	3-4	1-2	6-13
Night Games:.....	10-9	2-8	18-21
In November:.....	5-2	0-0	9-5
In December:.....	4-1	0-0	8-2
In January:.....	2-6	1-6	4-12
In February:.....	2-4	2-4	2-12
In March:.....	0-0	0-0	1-3
On Sunday:.....	0-0	0-0	1-0
On Monday:.....	2-1	0-0	3-1
On Tuesday:.....	2-4	0-3	5-9
On Wednesday:.....	5-2	2-2	6-9
On Thursday:.....	0-0	0-0	0-0
On Friday:.....	2-0	0-0	4-0
On Saturday:.....	2-6	1-5	5-15

GEORGIA'S RECORD WHEN...

	Overall	SEC	Clean
Leading at the half:.....	9-4	3-4	18-6
Trailing (or tied) at the half:.....	4-9	0-6	6-28
Shooting 50% or better:.....	4-0	0-0	9-4
Shooting less than 50%:.....	9-13	3-10	15-30
Opp. shooting 50% or better:.....	1-7	0-6	1-14
Opp. shooting 50% or less:.....	12-6	3-4	23-20
UGA outrebounds opponent:.....	9-6	2-4	19-15
Opponent outrebounds UGA:.....	3-7	0-6	4-18
Teams tied in rebounds:.....	1-0	1-0	1-1
UGA shooting 70% or better FTs:.....	5-9	1-8	14-19
UGA shooting 70% or less FTs:.....	8-4	2-2	10-15
Game is decided by 1-4 points:.....	4-2	0-2	4-8
Game is decided by 5-10 points:.....	2-5	0-4	3-7
Game is decided by >10 pts:.....	7-6	3-4	17-19
Scoring less than 59 points:.....	0-3	0-2	0-10
Scoring 60-69 points:.....	3-6	2-5	4-11
Scoring 70-79 points:.....	2-2	0-2	4-9
Scoring 80-89 points:.....	4-1	1-0	8-3
Scoring 90-99 points:.....	3-0	0-0	6-0
Scoring > 100 points:.....	1-1	0-1	2-1
Allowing less than 50 points:.....	2-0	1-0	2-0
Allowing 50-59 points:.....	2-0	1-0	5-0
Allowing 60-69 points:.....	4-0	1-0	8-6
Allowing 70-79 points:.....	3-6	0-5	6-12
Allowing 80-89 points:.....	2-4	0-3	3-9
Allowing 90 or more points:.....	0-3	0-2	0-7
0 players in double digits:.....	0-0	0-0	0-1
1 player in double digits:.....	4-4	2-2	5-7
2 players in double digits:.....	1-3	0-3	3-7
3 players in double digits:.....	3-4	0-3	5-9
4 or more players in double digits:.....	5-3	1-2	11-10
UGA bench outscored opp. bench:.....	10-8	2-6	18-20
Winning the opening tip:.....	8-2	1-1	26-11
Scoring first:.....	11-3	2-3	20-16
Playing overtime:.....	1-1	0-1	1-1

▶ SPECIALTY STATS

	IN PT.	OFF TO	2ND CH	BENCH
Georgia	926	377	306	591
Opponent	902	422	270	451
Difference	+24	-45	+36	+140

Game-by-game breakdown on Page 8.

In the first 23 games this season, Hammonds notched five 20-point outputs, six double-digit rebound counts and four double-doubles.

LOTS OF EYES ARE ON EDWARDS

Anthony Edwards was named to updated Watch Lists for the Wooden and Jerry West Awards released in early February.

On Monday, Feb. 3, Edwards was the only SEC player and one of just two freshmen featured on the new top-20 list of candidates for the Wooden Award.

On Tuesday, Feb. 4, Edwards was one of two freshmen and four SEC players on the top-10 list for the West Award, which is given to the nation's top shooting guard.

EDWARDS EARNS GEORGIA'S THIRD SEC FRESHMAN OF THE WEEK HONOR

Anthony Edwards was tabbed SEC Freshman of the Week on Feb. 3 after averaging 26.0 points and 12.5 rebounds in Georgia's outings against Missouri and Texas A&M.

Bulldogs have now been named SEC FOTW three times this season. Previously, Edwards and Sahvir Wheeler were honored on Dec. 1 and Dec. 23, respectively.

Against Mizzou and TAMU, Edwards became the first Bulldog freshman to post consecutive double-doubles since Jumaine Jones in 1997-98. Edwards' 15 rebounds against Texas A&M were the most by a Georgia freshman since Jones' 16 versus Penn State in the semifinals of the 1998 NIT.

Edwards was first honored – and also was tabbed National Freshman of the Week by CBSsports.com – following the Maui Jim Maui Invitational. Most notably, he poured in 37 points against No. 3 Michigan State on Nov. 26, including 33 points in the second half. Edwards' effort represented the most points by a Bulldog freshman since Jacky Dorsey's 41 versus LSU on Jan. 20, 1975.

Wheeler was honored after he scored layups in the final five seconds of both the first and second overtime periods of UGA's versus SMU. He scored with four seconds remaining in the first OT to tie the score. In the second extra session, Wheeler's layup with 1.9 seconds left supplied Georgia with the victory.

WHEN HE'S HOT, HE'S REALLY HOT

Sophomore Tye Fagan scored 14 points at No. 15 Kentucky on Jan. 21 by connecting on all six of his shots from the field (including a 3-pointer) and his one attempt at the free throw line.

Fagan has now scored in double figures three times this season and has done so in an extremely efficient fashion. In that trio of contests, Fagan has connected on 81.0 percent (17-of-21) of his shots from the floor.

Fagan recorded his first double-digit scoring output with 11 points against Dayton in the opening round of the Maui Jim Maui Invitational. He connected on 5-of-5 shots from the field, including his only 3-point attempt, against the Flyers.

The sophomore from Logtown paced Georgia with 15 points at Arizona State on Dec. 14. Fagan did most of his damage in the second half in Tempe with 11 points in 10 minutes.

Before that, Fagan's top offensive performances were early last season. He notched eight points in three of the first four games of his freshman year.

A TRIO OF FRESHMAN STARTERS

Freshmen Toumani Camara, Anthony Edwards and Sahvir Wheeler all started for the Bulldogs at No. 5 Auburn on Jan. 11. That marked the first time Georgia started a trio of freshmen in a decade and 11 days.

To find the last contest when three first-year Bulldogs got the nod you have to venture back to a date with Kennesaw State on New Year's Eve in 2008 when Travis Leslie, Trey Thompkins and Dustin Ware all started.

All told, four members of the Bulldogs' top-10 recruiting class have now started at some point this season. Rodney Howard did so against N.C. Central and Arizona State.

BULLDOGS BETTER IN TIGHT GAMES

Georgia is 4-2 this season in games decided by four points or less.

That's a dramatic difference last season when UGA was 0-6 in such outings, with all six setbacks coming to NCAA tourney teams.

Georgia's non-conference effort in 2018-19 featured four- and two-point setbacks to Temple and Arizona State, respectively.

In SEC play, the Bulldogs dropped four consecutive *extremely* excruciating losses by a combined nine points between Feb. 16-27 – to LSU (83-79), Mississippi State (68-67), Ole Miss (72-71) and Auburn (78-75).

This season, Georgia defeated Georgia Tech (72-68), Chaminade (80-77), SMU (87-85) and No. 9 Memphis (65-62) before the Bulldogs suffered tight-score setbacks against Missouri (72-69) and Alabama (105-102).

SIGNIFICANCE OF THE MEMPHIS WIN

While most of the SEC opened league play on Saturday, Jan. 4, Georgia was earning a historic road win at No. 9 Memphis.

That was: 1) just the second road victory over a ranked non-conference foe in Georgia Basketball history; and 2) just the second road win over a ranked foe by any SEC team this season...South Carolina's upset of No. 9 Virginia on Dec. 22 being the other.

The victory also represented UGA's first:

- win over a top-10 foe since defeating No. 10 Kentucky, 77-70, on Jan. 8, 2011.

- road win over a top-10 opponent since beating No. 5 Kentucky, 65-57, at Rupp Arena on Jan. 17, 2004.
- road win over a ranked, non-conference foe since topping No. 7 Louisville, 73-70 in overtime, on Dec. 29, 1977.

DOGS' FRESHMEN AMONG UGA'S BEST

Georgia's freshman class features five of the top-100 prospects from 2019 and was consistently ranked among the nation's top recruiting classes – No. 5 by ESPN.com, No. 6 by rivals.com and No. 10 by 247Sports.com.

Headlining the quintet is Anthony Edwards. The Atlanta native, who tabbed the nation's best prospect by some, announced his commitment on national television on Feb. 11. He is the Bulldogs' highest rated recruit ever.

Dominique Wilkins was the most hyped recruit in Georgia history in 1979. Individual rankings for that class are believed to be unavailable, but it also featured future stars such as Ralph Sampson, Isiah Thomas, James Worthy, Clark Kellogg and Sam Bowie.

In the internet age, Kentavious Caldwell-Pope is the highest ranked player in the 247Sports.com composite to enroll at Georgia at No. 12 in 2011. Louis Williams signed with the Bulldogs as the No. 6 prospect in the 2005 composite but opted to enter the NBA Draft.

The Bulldogs' highest recruiting class ever was No. 2 in 1992 when UGA inked four top-100 prospects – Shandon Anderson, Terrell Bell, Perth Robinson and McDonald's All-American Carlos Strong – in the fall and added then added Cleveland Jackson, the National JUCO Player of the Year, in the spring.

Additional top classes at Georgia include those in 1979 and 1980 which featured four McDonald's All-Americans between them – Wilkins and Terry Fair in 1979 and Vern Fleming and James Banks a year later.

UGA'S FRESHMAN CLASS ALSO AMONG THE NATION'S LARGEST

The Bulldogs' class of nine freshmen – seven scholarship and two walk-ons – ranks as the third-largest in D-I hoops.

Navy, TCU and Utah sport a nation-leading 11 freshmen on their rosters, while Air Force has 10. Like UGA, Louisville has nine freshmen.

On this list, "freshman" is defined as a player who is a freshman eligibility wise and competing at that school for the first time this season...so there are some redshirts.

EDWARDS, WHEELER STAR IN DEBUT

Anthony Edwards and Sahvir Wheeler poured in 24 and 19 points, respectively, in the season opener against Western Carolina on Nov. 5 – the second- and third-most points ever by a freshman in their Bulldog debut.

All told, 23 Bulldogs have scored in double figures during their first collegiate contest.

HUSTLE BOARD

GIVING CREDIT WHERE DUE

PLAYER	DEF.	PTS. STLS.	PTS. OREBS.
Christian Brown	64	11	10
Toumani Camara	153	27	28
Tyree Crump	45	21	10
Anthony Edwards	166	41	15
Jaxon Etter	5	1	0
Tye Fagan	47	12	19
Donnell Gresham Jr.	116	45	40
Rayshaun Hammonds	135	30	62
Jordan Harris	81	20	20
Rodney Howard	26	2	8
Mike Peake	37	2	12
Stan Turnier	4	0	0
Jaykwon Walton	5	0	0
Sahvir Wheeler	135	32	6

STATISTICAL DEFINITIONS

Deflections: "Deflections are barometer of active defense. It's any type of activity on the ball. It's a finger tip, a hand, blocked shots, chargers, a steal. That's what we're aiming for." Tom Crean

Points off Steals: When a player's steal results in points. The total is the number of points Georgia scored as a direct result of that player's steal. A variation of "points off turnovers."

Points off Offensive Rebounds: When a player's offensive rebound results in points. The total is the number of points Georgia scored as a direct result of that player's offensive board...not the person who actually scored the points. A variation of "second-chance points."

Edwards came within a bucket of Dominique Wilkins' school record against Troy on Nov. 30, 1979 as outlined below.

TOP TALLY DEBUTS BY UGA FRESHMEN

Year	Player	Points
1979	Dominique Wilkins	26
2019	Anthony Edwards	24
1979	Terry Fair	19
2019	Sahvir Wheeler	19
1998	D.A. Layne	18
2007	Jeremy Price	18
2004	Sundiata Gaines	17
2017	Rayshaun Hammonds	17
2011	Kentavious Caldwell-Pope	15

BULLDOGS' SCHEDULE IS MADDENING

Georgia's 31-game regular-season slate includes 14 games against teams featured in the last preseason edition of ESPN.com's Bracketology released on Nov. 4.

The Bulldogs will host games against seven teams in the predicted field and take on six more away from Stegeman Coliseum.

In Athens, Georgia will entertain Alabama, Auburn, Florida, Georgia Southern, Kentucky, N.C. Central and Tennessee.

The Bulldogs met Dayton and Michigan State in the Maui Jim Maui Invitational and will play road games at Auburn, Florida, Kentucky, LSU and Memphis.

STAT RANKINGS

TEAM CATEGORIES

(Rankings through games of Feb. 19)

STATISTIC	NO.	SEC	NCAA
Scoring Offense	75.4	4	72
Steals Per Game	7.3	4	70
Offensive Reb. Percentage	.325	4	
FG Percentage	.445	5	
Assists Per Game	13.7	5	
3-Point FGs Per Game	7.0	6	
Rebounding Margin	+1.8	7	
FT Percentage	.697	10	
Blocked Shots	3.5	10	
3-Point FG Defense	.319	11	
Defensive Reb. Percentage	.694	11	
Scoring Margin	+1.1	12	
Scoring Defense	74.3	12	
Assist-to-TO Ratio	0.90	12	
3-Point FG Percentage	.296	13	
FG Percentage Defense	.444	13	
Turnover Margin	-1.5	13	

INDIVIDUAL CATEGORIES

PLAYER	NO.	SEC	NCAA
ANTHONY EDWARDS			
Points Per Game	18.9	3	52
3-Pointers Per Game	2.3	6	
RAYSHAUN HAMMONDS			
Rebounds Per Game	7.2	6	
Defensive Rebounds Per Game	5.1	7	
Offensive Rebounds Per Game	2.1	T10	
SAHVIR WHEELER			
Assists Per Game	4.5	5	89
Assist-to-TO Ratio	1.5	7	

"B" IS FOR BASKETBALL PLAYER

You may have noticed Georgia's roster has gone away from listing traditional basketball positions. Tom Crean is a proponent for "position-less" basketball so players are now listed as "B"...for "Basketball Player."

"That's what they are," Crean said. "It's not valid to call them centers and forwards and things like that with the way that we're trying to play. They're being trained as basketball players, every day. If you came out there to practice (6-11) Rodney Howard, a lot of times is doing the same things that (5-10) Sahvir Wheeler's doing in the sense of how we train ball handling, driving, shooting...all those type of things. That's what we're recruiting. We're recruiting basketball players."

GEORGIA INKS FOUR STANDOUTS

The Bulldogs signed four standouts to letters-of-intent during the NCAA's early signing period.

Georgia's incoming recruiting class was listed at No. 24 nationally in the 247Sports.com composite rankings.

Two in-state prep prospects – Kadarius "K.D." Johnson from Decatur and Josh Taylor from Norcross – and a pair of Eastern Florida State College teammates – Jonathan Ned and Mikal Starks – will be Bulldogs next season. will join Bulldogs beginning next season.

► 2019-20 GAME-BY-GAME TEAM STATISTICS

Game	FGs	Pct.	3FGs	Pct.	FTs	Pct.	O+D=T Reb.	A	TO	BL	ST	PF	(1/2/OT) PTS	In Paint	Off T/O	2nd Ch.	Bench Pts.
Western Carolina	26-73	.356	9-34	.265	11-20	.550	14+27=41	11	12	3	3	25	38-34=72	30	18	9	6
Georgia	31-66	.470	8-26	.308	21-32	.656	15+37=52	15	15	7	9	26	37-54=91	42	12	17	36
The Citadel	30-61	.492	14-33	.424	12-18	.667	8+35=43	20	22	1	3	23	40-46=86	32	6	7	17
Georgia	33-72	.458	7-29	.241	22-31	.710	10+26=36	18	8	3	13	17	48+47=95	46	28	10	20
Delaware State	25-57	.439	6-16	.375	10-16	.625	12+17=29	6	19	2	5	20	30+36=66	20	12	6	22
Georgia	40-67	.597	7-20	.350	13-24	.542	16+24=40	30	11	2	13	16	50+50=100	56	28	21	38
Georgia Tech	29-62	.468	8-19	.421	12-23	.522	11+30=41	11	15	11	6	25	27+51=78	36	17	13	17
Georgia	27-65	.415	6-16	.375	22-31	.710	14+29=43	11	13	1	8	23	35+47=82	30	18	11	11
vs. Dayton	27-55	.491	10-27	.370	16-19	.842	7+21=28	10	15	7	6	17	43+37=80	26	22	4	18
Georgia	24-49	.490	4-16	.250	9-17	.529	8+21=29	8	23	2	7	24	25+36=61	38	8	8	38
vs. Michigan State	32-63	.508	8-17	.471	21-27	.778	10+29=39	20	13	2	6	15	52+41=93	34	19	12	25
Georgia	27-65	.415	12-31	.387	19-22	.864	10+24=34	12	14	5	9	19	31+54=85	22	13	8	20
vs. Chaminade	33-65	.508	9-21	.429	2-4	.500	7+19=26	16	17	2	11	18	37+40=77	36	23	8	5
Georgia	31-67	.463	5-18	.278	13-19	.684	19+26=45	11	19	5	7	11	38+42=80	48	17	23	26
N.C. Central	23-66	.348	6-21	.286	7-11	.636	13+12=25	11	14	2	9	18	35+24=59	26	18	13	25
Georgia	37-70	.528	9-25	.360	12-16	.750	22+32=54	19	16	6	8	13	50+45=95	52	21	23	31
at Arizona State	33-67	.493	6-25	.240	7-16	.438	11+31=42	12	17	1	9	18	39+40=79	46	15	9	28
Georgia	23-66	.348	2-24	.083	11-20	.550	15+28=43	12	19	1	11	20	31+28=59	38	15	10	32
SMU	35-87	.402	8-32	.250	7-12	.583	26+29=55	19	15	2	9	15	28+40+9+8=85	50	11	19	10
Georgia	33-73	.452	12-32	.375	9-12	.750	14+30=44	16	18	7	6	18	25+43+9+10=87	38	8	22	27
Georgia Southern	26-64	.406	7-25	.280	5-9	.556	11+25=36	9	13	3	4	11	32+32=64	26	4	9	28
Georgia	33-63	.524	4-22	.182	3-7	.429	9+29=38	20	12	4	6	15	29+44=73	52	19	13	21
Austin Peay	17-64	.266	3-20	.150	11-20	.550	12+18=30	10	11	3	5	13	26+22=48	22	8	4	4
Georgia	31-56	.554	8-21	.381	8-13	.615	10+40=50	18	19	6	2	19	31+47=78	42	13	13	25
at Memphis	22-61	.361	7-22	.318	11-20	.550	15+29=44	16	10	5	10	10	37+28=65	28	22	12	13
Georgia	24-61	.393	10-22	.455	7-11	.636	10+29=39	18	16	3	8	16	37+28=65	18	16	3	8
Kentucky	31-62	.500	6-12	.500	10-20	.500	12+29=41	18	12	6	7	19	31+47=78	48	21	6	23
Georgia	24-57	.421	5-23	.217	16-23	.696	8+27=35	11	14	2	8	21	37+32=69	34	11	4	27
at Auburn	33-62	.532	9-24	.375	7-15	.467	18+28=41	15	12	4	3	23	35+47=82	44	15	13	34
Auburn	19-50	.380	5-19	.263	17-33	.515	11+22=33	9	14	3	7	20	24+36=60	24	4	8	13
Tennessee	24-60	.400	6-26	.231	9-12	.750	11+23=34	11	10	3	4	18	28+35=63	28	6	16	19
Georgia	27-57	.474	10-23	.435	16-21	.762	10+27=37	12	10	1	9	13	47+33=80	34	10	12	14
at Mississippi State	37-60	.617	6-20	.300	11-16	.688	14+26=40	21	10	6	6	15	42+49=91	48	17	15	34
Georgia	22-56	.393	3-18	.167	12-16	.750	10+12=22	12	10	2	4	16	31+28=59	34	12	6	16
at Kentucky	31-59	.525	1-9	.111	26-33	.788	12+26=38	15	11	8	6	19	41+48=89	46	14	12	17
Georgia	27-62	.435	6-25	.240	19-23	.826	12+19=31	12	12	1	5	24	35+44=79	30	12	10	29
Ole Miss	26-50	.520	5-9	.556	13-17	.765	5+23=28	8	13	4	7	18	35+35=70	38	20	4	8
Georgia	17-55	.309	7-23	.304	19-25	.760	18+20=38	8	16	4	6	19	29+31=60	20	16	11	26
at Missouri	23-53	.434	10-23	.435	16-21	.762	8+23=31	11	12	2	7	18	30-42=72	26	18	12	20
Georgia	23-52	.442	6-21	.286	17-21	.810	7+25=32	10	17	4	6	21	42+27=69	28	14	6	17
Texas A&M	19-59	.322	5-25	.200	5-9	.556	13+21=34	8	17	2	6	17	21+27=47	22	11	7	9
Georgia	23-57	.404	9-27	.333	8-12	.667	15+29=44	14	20	4	9	15	24+39=63	24	22	7	10
at Florida	29-61	.475	9-23	.391	14-18	.778	10+26=36	8	11	1	5	15	26+55=81	34	23	12	18
Georgia	26-55	.473	10-24	.417	13-18	.722	6+24=30	7	12	3	8	16	41+34=75	32	18	7	12
Alabama	38-72	.528	8-25	.320	21-30	.700	10+27=37	17	14	3	6	19	45+47+13=105	56	17	11	17
Georgia	39-79	.494	7-26	.269	17-21	.810	14+28=42	18	14	3	7	24	41+51+10=102	58	10	24	26
South Carolina	29-65	.446	6-17	.353	11-19	.579	14+31=45	17	12	3	10	20	38+37=75	40	25	13	15
Georgia	18-52	.346	3-24	.125	20-26	.769	8+25=33	9	19	4	7	16	20+39=59	22	4	7	24
at Texas A&M	23-51	.451	7-22	.318	21-29	.724	9+19=28	14	11	1	10	15	29+45=74	32	26	6	17
Georgia	24-52	.462	9-29	.310	12-14	.857	11+23=34	14	21	2	6	23	38+31=69	28	9	12	33
Auburn	21-67	.313	4-26	.154	9-13	.692	16+29=45	6	15	1	9	18	25+30=55	28	14	18	2
Georgia	21-57	.368	7-27	.259	16-24	.667	13+32=45	12	15	7	8	12	31+34=65	26	18	2	4
at Vanderbilt																	
Georgia																	
at South Carolina																	
Georgia																	
Arkansas																	
Georgia																	
Florida																	
Georgia																	
at LSU																	
Georgia																	

► 2019-20 OVERALL STATISTICS (13-13) (HOME: 11-4; AWAY: 1-7; NEUTRAL: 1-2)

NO. PLAYER	G-GS	MP-Avg.	FG-FGA	Pct.	3FG-FGA	Pct.	FT-FTA	Pct.	OR	DR	Tot.-Avg.	PF-DQ	A	TO	B	S	Pts.-Avg
05 Anthony Edwards	26-26	823-31.7	166-408	.407	60-197	.305	100-132	.758	19	120	139-5.3	54-2	75	71	17	34	492-18.9
20 Rayshaun Hammonds	26-26	717-27.6	125-277	.451	28-85	.329	47-75	.627	55	132	187-7.2	82-3	38	45	12	23	325-12.5
15 Sahvir Wheeler	25-11	684-27.4	81-170	.476	12-38	.316	45-66	.682	14	50	64-2.6	69-0	113	76	0	24	219-8.8
04 Tyree Crump	26-14	542-20.8	58-170	.341	42-133	.316	23-27	.852	10	50	60-2.3	29-0	30	30	1	16	181-7.0
10 Toumani Camara	26-17	610-23.5	65-138	.471	3-25	.120	33-53	.623	45	69	114-4.4	61-3	18	43	15	18	166-6.4
00 Donnell Gresham Jr.	26-20	552-21.2	46-98	.469	14-47	.298	41-49	.837	37	77	114-4.4	36-1	39	21	0	29	147-5.7
02 Jordan Harris	17-7	310-18.2	35-77	.455	8-29	.276	18-20	.900	22	42	64-3.8	33-0	18	32	7	22	96-5.6
14 Tye Fagan	26-0	290-11.2	44-79	.557	5-16	.313	15-23	.652	20	23	43-1.7	12-0	13	14	9	12	108-4.2
03 Christian Brown	25-0	257-10.3	30-59	.508	6-17	.353	26-44	.591	15	29	44-1.8	35-1	3	25	6	12	92-3.7
30 Mike Peake	18-0	160-8.9	19-33	.576	1-9	.111	8-10	.800	10	24	34-1.9	19-0	1	8	4	3	47-2.6
01 Jaykwon Walton	7-0	38-5.4	5-11	.455	1-5	.200	4-4	1.000	0	3	3-0.4	3-0	2	1	0	0	15-2.1
24 Rodney Howard	22-2	158-7.2	12-20	.600	0-0	.000	5-18	.278	14	18	32-1.5	28-0	3	10	14	2	29-1.3
11 Jaxon Etter	8-0	18-2.3	0-1	.000	0-1	.000	0-0	.000	0	1	1-0.1	2-0	0	0	0	1	0-0.0
32 Stan Turnier	7-0	9-1.3	0-2	.000	0-2	.000	0-0	.000	1	2	3-0.4	0-0	0	1	1	0	0-0.0
TM TEAM									48	36	84-3.2			12			
Total	26		704-1581	.445	181-611	.296	371-532	.697	315	688	1003-38.6	477-10	356	397	92	197	1960-75.4
Opponents	26		722-1626	.444	183-573	.319	305-467	.653	304	653	957-36.8	462-10	334	359	88	172	1932-74.3

BY PERIOD	1st	2nd	1OT	2OT	Total	DEADBALL REBOUNDS TOTAL
Georgia	907	1024	19	10	1960	Georgia 67
Opponents	890	1012	22	8	1932	Opponents 76

TEAM STATISTICS

	UGA	OPP
SCORING	1960	1932
Points per game	75.4	74.3
Scoring margin	+1.1	-
FIELD GOALS-ATT	704-1581	722-1626
Field goal pct	.445	.444
3 POINT FG-ATT	181-611	183-573
3-point FG pct	.296	.319
3-pt FG made per game	7.0	7.0
FREE THROWS-ATT	371-532	305-467
Free throw pct	.697	.653
F-Throws made per game	14.3	11.7
REBOUNDS	1003	957
Rebounds per game	38.6	36.8
Rebounding margin	+1.8	-
ASSISTS	356	334
Assists per game	13.7	12.8
TURNOVERS	397	359
Turnovers per game	15.3	13.8
Turnover margin	-1.5	-
Assist/turnover ratio	0.9	0.9
STEALS	197	172
Steals per game	7.6	6.6
BLOCKS	92	88
Blocks per game	3.5	3.4
ATTENDANCE	144047	94826
Home games-Avg/Game	15-9603	8-10953
Neutral site-Avg/Game	-	3-2400

▶ 2019-20 GAME-BY-GAME RESULTS/SCHEDULE

DATE	OPPONENT	SCORE	ATT.	POINTS	REBOUNDS	ASSISTS	BLOCKS	STEALS
10/18	EXHIB. - Valdosta St.	W	93-81	18-Edwards	7-Edwards, Wheeler	6-Camara	2-Camara	3-Edwards
10/25	EXHIB. - at Charlotte	W	77-69	19-Crump	7-Crump, Hammonds	4-Wheeler	3-Ngumezi	2-Hammonds
11/5	Western Carolina	W	91-72	8,722 24-Edwards	12-Hammonds	4-Fagan	2-Fagan	4-Edwards
11/12	The Citadel	W	95-86	8,058 29-Edwards	9-Hammonds	8-Wheeler	1-3 Players	3-4 Players
11/15	& Delaware St.	W	100-66	8,167 26-Hammonds	14-Hammonds	7-Edwards, Wheeler	2-Ngumezi	3-Crump, Edwards
11/20	Georgia Tech	W	82-78	10,205 26-Hammonds	9-Hammonds	4-Wheeler	1-Ngumezi	2-Fagan, Hammonds
11/25	# vs. Dayton	L	61-80	2,400 11-Fagan	4-Hammonds	4-Wheeler	1-Edwards, Ngumezi	2-Camara, Gresham
11/26	# vs. 3/3 Michigan St.	L	85-93	2,400 37-Edwards	6-Edwards	4-Wheeler	3-Edwards	4-Edwards
11/27	# vs. Chaminade	W	80-77	2,400 24-Edwards	10-Hammonds	3-Edwards, Gresham	2-Edwards	2-Brown, Wheeler
12/4	N.C. Central	W	90-59	7,738 21-Edwards	9-Hammonds	6-Wheeler	4-Howard	3-Camara
12/14	at Arizona St.	W	59-79	9,067 15-Fagan	8-Hammonds	4-Wheeler	1-Camara	3-Hammonds
12/20	SMU	W	201-87-85	10,351 21-Hammonds	12-Hammonds	8-Wheeler	2-Hammonds, Howard	2-Wheeler
12/23	Georgia Southern	W	73-64	10,412 23-Edwards	10-Hammonds	7-Wheeler	1-4 Players	3-Gresham
12/30	Austin Peay	W	78-48	9,800 17-Hammonds	9-Camara	6-Wheeler	1-6 Players	1-Camara, Howard
1/4	at No. 9/11 Memphis	W	65-62	17,272 15-Hammonds	12-Hammonds	7-Wheeler	1-3 Players	3-Hammonds
1/7	* No. 14/13 Kentucky	L	69-78	10,523 23-Edwards	6-Camara	3-Harris, Wheeler	1-Camara, Harris	3-Wheeler, Harris
1/11	* at 5/5 Auburn	L	60-82	9,121 18-Edwards	9-Hammonds	3-Edwards, Wheeler	1-3 Players	2-Fagan, Hammonds
1/15	* Tennessee	W	80-63	10,313 26-Edwards	7-Gresham	4-Wheeler	1-Camara	3-Gresham
1/18	* at Mississippi St.	L	59-61	6,585 19-Edwards	4-Hammonds	4-Edwards	2-Hammonds	2-Wheeler
1/21	* at Kentucky	L	79-89	20,135 16-Hammonds, Edwards	8-Hammonds	3-Edwards	1-Hammonds	1-Five Players
1/25	* Ole Miss	L	60-70	10,523 15-Harris	8-Harris	4-Hammonds	2-Harris	3-Harris
1/28	* at Missouri	L	69-72	8,451 23-Edwards	10-Edwards	3-Edwards	2-Camara	2-Edwards, Gresham
2/1	* Texas A&M	W	63-48	10,156 29-Edwards	15-Edwards	5-Wheeler	1-4 Players	3-Harris
2/5	* at Florida	L	75-81	9,889 32-Edwards	6-Edwards	4-Wheeler	2-Edwards	3-Edwards
2/8	* Alabama	L	01-102-105	10,041 24-Wheeler	12-Edwards	8-Wheeler	2-Fagan	3-Edwards
2/12	* South Carolina	L	59-75	8,857 16-Edwards	6-Howard	2-Hammonds, Wheeler	3-Howard	3-Crump
2/15	* at Texas A&M	L	69-74	7,106 15-Hammonds	7-Hammonds	7-Wheeler	2-Edwards	2-Harris
2/19	* 13/12 Auburn	W	65-55	10,181 18-Edwards	8-Camara, Hammonds	4-Wheeler	2-3 Players	3-Camara
2/22	* at Vanderbilt		6:00					
2/26	* at South Carolina		6:30					
2/29	* Arkansas		6:00					
3/4	* Florida		7:00					
3/7	* at LSU		2:00					

3/11-15 SEC Tourney (Nashville, Tenn.)

& - Maui on the Mainland ◇ # - Maui Jim Maui Invitational (Lahaina, Hawaii) ◇ * - SEC games ◇ All times ET

 Times Leading UGA
INCLUDES TIES

 Edwards 16 (8-8)
Hammonds 7 (5-2)
Fagan 2 (0-2)
Harris 1 (0-1)
Wheeler (0-1)

 Hammonds 16 (10-6)
Edwards 5 (1-4)
Camara 3 (2-1)
Gresham 1 (1-0)
Harris 1 (0-1)
Howard (0-1)

 Wheeler 20 (11-9)
Edwards 6 (2-4)
Gresham 1 (1-0)
Hammonds 1 (0-1)
Harris 1 (0-1)

 Camara 9 (5-4)
Edwards 8 (4-4)
Hammonds 6 (4-2)
Howard 6 (5-1)
Harris 5 (2-3)
Fagan 4 (3-1)
Brown 3 (2-1)
Ngumezi 3 (2-1)
Peake 3 (3-0)
Turner 1 (1-0)

 Edwards 8 (3-5)
Gresham 5 (3-2)
Camara 5 (3-2)
Hammonds 5 (3-2)
Harris 5 (1-4)
Wheeler 4 (2-2)
Crump 3 (2-1)
Fagan 3 (1-2)
Brown 1 (1-0)
Edwards 1 (0-1)
Howard 1 (1-0)

► 2019-20 SEC ONLY STATISTICS (3-10) (HOME: 3-4; AWAY: 0-6)

NO. PLAYER	G-GS	MP-Avg.	FG-FGA	Pct.	3FG-FGA	Pct.	FT-FTA	Pct.	OR	DR	Tot.-Avg.	PF-DQ	A	TO	B	S	Pts.-Avg
05 Anthony Edwards	13-13	440-33.8	83-205	.405	33-112	.295	54-70	.771	11	64	75-5.8	30-1	33	38	9	13	253-19.5
20 Rayshaun Hammonds	13-13	381-29.3	51-122	.418	16-45	.356	24-40	.600	19	50	69-5.3	44-2	17	17	5	7	142-10.9
15 Sahvir Wheeler	12-11	344-28.7	35-87	.402	7-21	.333	30-40	.750	8	21	29-2.4	34-0	44	40	0	11	107-8.9
10 Toumani Camara	13-13	347-26.7	35-81	.432	0-15	.000	19-30	.633	25	32	57-4.4	35-3	7	24	7	7	89-6.8
02 Jordan Harris	13-7	252-19.4	26-59	.441	5-21	.238	17-18	.944	19	36	55-4.2	28-0	15	27	6	20	74-5.7
04 Tyree Crump	13-1	216-16.6	20-64	.313	15-47	.319	14-16	.875	6	21	27-2.1	13-0	10	14	0	7	69-5.3
14 Tye Fagan	13-0	141-10.8	23-41	.561	4-11	.364	9-15	.600	10	9	19-1.5	6-0	5	8	3	7	59-4.5
00 Donnell Gresham Jr.	13-7	240-18.5	16-33	.485	5-18	.278	16-20	.800	11	33	44-3.4	21-1	13	10	0	10	53-4.1
03 Christian Brown	12-0	119-9.9	10-26	.385	2-10	.200	12-18	.667	5	10	15-1.3	10-0	1	3	2	6	34-2.8
01 Jaykwon Walton	1-0	3-3.0	0-1	.000	0-1	.000	2-2	1.000	0	1	1-1.0	0-0	0	0	0	0	2-2.0
30 Mike Peake	8-0	80-10.0	6-16	.375	0-7	.000	3-4	.750	1	11	12-1.5	8-0	1	2	3	2	15-1.9
24 Rodney Howard	10-0	53-5.3	5-5	1.000	0-0	.000	2-4	.500	5	9	14-1.4	10-0	2	5	5	0	12-1.2
32 Stan Turnier	2-0	2-1.0	0-1	.000	0-1	.000	0-0	.000	0	0	0-0.0	0-0	0	0	0	0	0-0.0
11 Jaxon Etter	3-0	7-2.3	0-0	.000	0-0	.000	0-0	.000	0	0	0-0.0	1-0	0	0	0	0	0-0.0
TM TEAM									23	16	39-3.0			6			
Total	13		310-741	.418	87-309	.282	202-277	.729	143	313	456-35.1	240-7	148	194	40	90	909-69.9
Opponents	13		364-781	.466	82-261	.314	173-252	.687	147	331	478-36.8	234-6	169	160	44	86	983-75.6

BY PERIOD	1st	2nd	1OT	2OT	Total	DEADBALL REBOUNDS TOTAL
Georgia	440	459	9	-	909	Georgia 33
Opponents	426	544	13	-	983	Opponents 35

TEAM STATISTICS

	UGA	OPP
SCORING	909	983
Points per game	69.9	75.6
Scoring margin	-5.7	-
FIELD GOALS-ATT	310-741	364-781
Field goal pct	.418	.466
3 POINT FG-ATT	87-309	82-261
3-point FG pct	.282	.314
3-pt FG made per game	6.7	6.3
FREE THROWS-ATT	202-277	173-252
Free throw pct	.729	.687
F-Throws made per game	15.5	13.3
REBOUNDS	456	478
Rebounds per game	35.1	36.8
Rebounding margin	-1.7	-
ASSISTS	148	169
Assists per game	11.4	13.0
TURNOVERS	194	160
Turnovers per game	14.9	12.3
Turnover margin	-2.6	-
Assist/turnover ratio	0.8	1.1
STEALS	90	86
Steals per game	6.9	6.6
BLOCKS	40	44
Blocks per game	3.1	3.4
ATTENDANCE	70594	61287
Home games-Avg/Game	7-10085	6-10214
Neutral site-Avg/Game	-	0-0

► 2019-20 INDIVIDUAL SINGLE-GAME SUPERLATIVES

GEORGIA	CATEGORY	OPPONENT
37 Anthony Edwards vs. Michigan St.	POINTS	37 Kira Lewis Jr. (Alabama)
15 Anthony Edwards vs. Texas A&M-1	REBOUNDS	17 Romello White (Arizona St.)
11 Anthony Edwards vs. Michigan St. 11 Rayshaun Hammonds vs. Ga. Tech, Delaware St.	FIELD GOALS	12 Kira Lewis Jr. (Alabama) 12 Michael Devoe (Ga. Tech)
26 Anthony Edwards vs. Michigan St.	FIELD GOAL ATTEMPTS	22 J'Von McCormick (Auburn-2) 22 Remi Martin (Arizona St.)
100.0 Tye Fagan (6x6) vs. Kentucky-2 100.0 Toumani Camara (8x8) vs. Ga. Southern	FIELD GOAL PERCENTAGE	.875 Romello White (7x8) (Arizona St.)
7 Anthony Edwards vs. Michigan St.	3-POINT GOALS	6 Andre Arissol (Chaminade)
16 Anthony Edwards vs. Michigan St.	3-POINT GOAL ATTEMPTS	13 Andre Arissol (Chaminade)
.571 Anthony Edwards (4x7) vs. Western Carolina	3-POINT GOAL PERCENTAGE	1.000 Myles Carter (3x3) (Delaware St.)
11 Donnell Gresham Jr. vs. Ga. Tech	FREE THROWS	11 Emanuel Miller (Texas A&M-2)
13 Donnell Gresham Jr. vs. Ga. Tech	FREE THROW ATTEMPTS	15 Kira Lewis Jr. (Alabama)
100.0 Anthony Edwards (8x8) vs. South Carolina 100.0 Donnell Gresham Jr. (6x6) vs. Missouri 100.0 Jordan Harris (5x5) vs. Missouri 100.0 Anthony Edwards (8x8) vs. Michigan St.	FREE THROW PERCENTAGE	100.0 Dru Smith (5x5) Missouri 100.0 Tyrese Maxey (5x5) (Kentucky-2) 100.0 Nick Richards (6x6) (Kentucky-2) 100.0 Cassius Winston (6x6) (Michigan St.) 100.0 Obi Toppin (5x5) (Dayton)
8 Sahvir Wheeler vs. Alabama, SMU, The Citadel	ASSISTS	9 Ashton Hagans (Kentucky-2)
4 Rodney Howard vs. N.C. Central	BLOCKS	6 James Banks III (Ga. Tech)
4 Anthony Edwards vs. Michigan St., Western Carolina	STEALS	6 Jaelen House (Arizona St.)
42 Sahvir Wheeler vs. Alabama	MINUTES	46 Tyson Jolly (SMU)

► 2019-20 TEAM SINGLE-GAME SUPERLATIVES

UGA HIGH	UGA LOW	CATEGORY	OPP HIGH	OPP LOW
102 vs. Alabama	59 vs. S. Carolina, Mississippi St. Arizona St.	POINTS	105 by Alabama	48 by Texas A&M-1, Austin Peay
50 vs. Delaware St.	20 vs. S. Carolina	1ST HALF POINTS	52 by Michigan St.	21 by Texas A&M-1
54 vs. Michigan St., W. Carolina	27 vs. Missouri	2ND HALF POINTS	55 by Florida	22 by Austin Peay
54 vs. N.C. Central	22 vs. Mississippi St.	REBOUNDS	55 by SMU	25 by N.C. Central
40 vs. Delaware St.	17 vs. Ole Miss	FGs	38 by Alabama	17 by Austin Peay
79 vs. Alabama	49 vs. Dayton	FGAs	87 by SMU	51 by Texas A&M-2
.597 vs. Delaware St. (40x67)	.309 vs. Ole Miss (17x55)	FG Pct.	.617 by Mississippi St. (37x60)	.266 by Austin Peay (17x64)
12 vs. SMU, Michigan St.	2 vs. Arizona St.	3-FGs	14 by Citadel	1 by Kentucky-2
32 vs. SMU	16 vs. Dayton, Ga. Tech	3-FGAs	34 by W. Carolina	9 by Ole Miss, Kentucky-2
.455 vs. Memphis (10-22)	.083 vs. Arizona St. (2x24)	3-FG PCT.	.556 by Ole Miss (5x9)	.111 by Kentucky-2 (1x9)
22 vs. Ga. Tech, Citadel	3 vs. Ga. Southern	FTs	26 by Kentucky-2	2 by Chaminade
33 vs. Auburn-1	7 vs. Ga. Southern	FTAs	33 by Kentucky-2	4 by Chaminade
.864 vs. Michigan St. (19x22)	.429 vs. Ga. Southern (3x7)	FT Pct.	.842 by Dayton (16x19)	.438 by Arizona St. (7x16)
30 vs. Delaware St.	7 vs. Florida	ASSISTS	21 by Mississippi St.	6 by Auburn-2, Delaware St.
23 vs. Dayton	8 vs. Citadel	TURNOVERS	22 by Citadel	10 by Miss. St., Tennessee
7 vs. Auburn-2, SMU	1 vs. Kentucky-2, Tennessee Arizona St., Ga. Tech	BLOCKS	11 by Ga. Tech	1 by Auburn-2, Texas A&M-2, Florida, Arizona St., Citadel
13 vs. Delaware St., Citadel	2 vs. Austin Peay	STEALS	11 by Chaminade	3 by Auburn-1, Citadel W. Carolina
26 vs. W. Carolina	11 vs. Delaware St.	PERSONAL FOULS	25 by Ga. Tech, W. Carolina	10 by Memphis

EXH

Georgia 93,
Valdosta State 81
10/18/19 • Athens, Ga.

VALDOSTA STATE

Player	FGs	3FGs	FTs	Rb	Pf	Pts	A	T	B	S	MP
Agee	2-10	1-5	1-2	2	1	6	0	0	0	1	20
Edwards	4-9	0-0	1-4	3	4	9	1	2	0	2	31
Guillozet	9-15	4-6	5-6	6	0	27	5	3	1	1	37
Smith	6-13	2-6	4-4	7	4	18	2	6	0	4	34
Jones	4-9	2-3	0-0	5	2	10	0	0	0	1	29
Addie	0-2	0-1	0-0	0	1	0	1	2	0	1	10
Hamilton	5-9	1-4	0-1	3	3	11	0	4	0	4	19
Putnam	0-0	0-0	0-0	1	2	0	1	1	0	0	6
Kelley	0-0	0-0	0-0	0	2	0	0	0	0	0	4
Gallon	0-0	0-0	0-0	1	2	0	0	2	0	0	10
TEAM				6							
Totals	30-67	10-25	11-17	34	21	81	10	21	1	14	200

GEORGIA

Player	FGs	3FGs	FTs	Rb	Pf	Pts	A	T	B	S	MP
Gresham	1-2	1-2	2-2	2	1	5	0	1	0	0	13
Crump	5-11	2-7	4-5	2	1	16	1	2	0	0	24
Edwards	7-11	3-7	1-2	7	3	18	3	5	1	3	26
Camara	2-4	0-1	2-6	3	2	6	6	1	2	1	25
Hammonds	7-9	0-0	2-2	4	1	16	0	2	0	0	22
Walton	0-2	0-2	0-0	0	0	0	0	0	0	0	2
Harris	2-4	1-3	0-1	3	0	5	1	3	0	1	16
Brown	1-2	0-1	2-2	1	1	4	1	1	0	1	8
Etter	0-0	0-0	0-0	0	0	0	0	0	0	0	2
Fagan	3-3	0-0	1-1	1	0	7	0	1	0	1	8
Wheeler	4-9	0-1	0-0	7	2	8	3	3	0	2	28
Howard	1-2	0-0	0-1	2	1	2	0	2	1	1	8
Ngumezi	2-4	1-1	0-0	3	2	5	1	4	1	1	15
Peake	0-0	0-0	0-0	0	0	0	0	0	0	0	2
Turnier	0-0	0-0	1-2	2	1	1	0	1	1	0	1
TEAM				2							
Totals	35-63	8-25	15-24	39	15	93	16	26	6	11	200

Score by Periods	1st	2nd	Tot.	Deadball Rebs.	Tot.
Valdosta St.	37	44	81	Valdosta St.	3
Georgia	42	51	93	Georgia	4

Officials: Anthony Jordan, R.B. Clyburn, Chris Ford.

	VSU	UGA
Points in the paint	30	38
Points off turnovers	32	26
2nd chance points	16	15
Bench points	11	32

2

Georgia 95,
The Citadel 86
11/15/19 • Athens, Ga.

THE CITADEL (0-2)

Player	FGs	3FGs	FTs	Rb	Pf	Pts	A	T	B	S	MP
Abee	3-8	2-6	0-0	2	0	8	1	0	0	0	28
Rice	4-10	3-9	0-0	3	3	11	1	1	1	1	31
Batiste	4-7	0-1	0-0	6	4	8	8	3	0	1	30
Harris	5-10	0-2	6-10	11	4	16	5	3	0	0	25
Brown	8-14	4-7	6-8	6	3	26	2	2	0	0	33
Gammans	1-3	1-2	0-0	1	1	3	1	2	0	0	10
Fitzgibbons	2-3	2-2	0-0	3	1	6	0	5	0	1	13
Spence	1-1	0-0	0-0	0	1	2	0	0	0	0	2
Higgins	1-3	1-2	0-0	1	0	3	1	2	0	0	14
Reed	0-0	0-0	0-0	0	2	0	0	0	0	0	2
Davis	1-2	1-2	0-0	6	4	3	1	4	0	0	12
Webster	0-0	0-0	0-0	0	0	0	0	0	0	0	0+
TEAM				4							
Totals	30-61	14-33	12-18	43	23	86	20	22	1	3	200

GEORGIA (2-0)

Player	FGs	3FGs	FTs	Rb	Pf	Pts	A	T	B	S	MP
Gresham	4-6	2-4	3-3	5	1	13	0	1	0	3	26
Crump	5-15	2-11	1-1	3	2	13	2	0	0	3	31
Edwards	10-23	2-9	7-9	5	2	29	4	1	0	3	32
Hammonds	4-8	0-0	2-5	9	1	10	4	1	1	3	26
Ngumezi	3-7	0-1	4-4	5	3	10	0	0	0	0	15
Walton	1-2	1-2	0-0	0	0	3	0	0	0	0	3
Brown	1-2	0-0	0-0	4	2	2	0	3	0	0	16
Camara	1-2	0-1	1-2	1	1	3	0	0	0	0	10
Fagan	0-1	0-0	1-2	0	0	1	0	0	1	0	10
Wheeler	4-6	0-1	2-3	2	4	10	8	2	0	1	22
Howard	0-0	0-0	1-2	0	1	1	0	0	1	0	9
TEAM				2							
Totals	33-72	7-29	22-31	36	17	95	18	8	3	13	200

Score by Periods	1st	2nd	Total	Deadball Rebounds	Total
The Citadel	40	46	86	The Citadel	3
Georgia	48	47	95	Georgia	3

Officials: Joe Lindsay, R.B. Clyburn, Hunter Allen. Att: 8,052.

	CIT	UGA
Points in the paint	32	46
Points off turnovers	6	28
2nd chance points	7	10
Bench points	17	20

EXH

Georgia 77,
Charlotte 69
1/25/19 • Charlotte, N.C.

GEORGIA

Player	FGs	3FGs	FTs	Rb	Pf	Pt	A	T	B	S	MP
Crump	6-11	5-8	2-2	7	3	19	1	2	0	1	28
Edwards	6-12	1-4	2-5	5	3	15	3	2	0	1	25
Camara	0-1	0-0	0-0	2	2	0	0	2	1	0	14
Hammonds	4-9	1-1	2-2	7	3	11	1	2	1	2	31
Ngumezi	2-6	0-2	2-3	1	2	6	0	3	0	1	21
Gresham	1-4	0-3	1-2	4	0	3	0	0	1	0	12
Walton	0-0	0-0	0-0	1	1	0	0	0	0	0	4
Harris	0-0	0-0	0-0	0	3	0	0	1	0	0	5
Brown	5-7	1-2	3-6	3	1	14	0	1	1	0	15
Fagan	1-1	0-0	2-2	3	0	4	0	1	0	0	10
Wheeler	1-4	0-0	1-2	4	1	3	4	1	0	1	22
Howard	0-0	0-0	0-0	1	2	0	0	2	1	0	9
Peake	0-1	0-0	2-2	2	1	2	0	0	0	0	4
TEAM				1							
Totals	26-56	8-20	17-26	41	22	77	9	18	5	6	200

CHARLOTTE

Player	FGs	3FGs	FTs	Rb	Pf	Pt	A	T	B	S	MP
Young	5-12	0-4	4-5	7	0	14	3	2	0	3	29
Supica	3-4	0-0	3-4	5	4	9	0	1	0	1	17
Shepherd	7-17	1-5	1-2	2	2	16	5	2	1	1	36
Edwards	0-7	0-5	3-4	5	4	3	1	0	0	1	27
Vasic	2-5	1-1	0-0	1	1	5	0	1	0	0	18
Williams	1-4	0-2	0-0	0	2	2	1	0	0	0	13
Robb	3-5	2-4	2-2	3	2	10	0	1	0	0	23
Bamba	1-1	0-0	0-0	5	4	2	0	3	1	0	18
Bertram	2-5	2-5	2-2	2	0	8	1	2	0	0	15
Risetto	0-0	0-0	0-0	1	2	0	0	1	0	0	4
TEAM				1							
Totals	24-60	6-26	15-19	32	21	69	11	13	2	6	200

Score by Periods	1st	2nd	Total	Deadball Rebounds	Total
Georgia	33	44	77	Georgia	4
Charlotte	37	32	69	Charlotte	2

Officials: Ray Natilo, A.J. Desai, Ted Valentine.

	UGA UNCC
Points in the paint	32 30
Points off turnovers	12 26
2nd chance points	17 7
Bench points	26 22

3

Georgia 100,
Delaware State 66
11/15/19 • Athens, Ga.

DELAWARE STATE (0-3)

Player	FGs	3FGs	FTs	Rb	Pf	Pt	A	T	B	S	MP
Peek-Green	1-5	0-1	0-2	3	0	2	0	1	1	0	15
Stansbury	2-5	0-1	1-2	3	4	5	0	2	0	0	16
Lucas	0-1	0-0	2-2	4	4	2	0	2	0	0	29
Bennett	6-12	1-3	0-0	9	3	13	0	3	1	0	30
Crosby	8-16	2-4	4-6	1	1	22	4	4	0	3	33
Singh	2-6	0-4	2-2	1	4	6	0	2	0	0	21
Wiley	0-1	0-0	0-0	1	1	0	1	3	0	0	32
Carter	6-11	3-3	1-2	2	3	16	1	0	0	1	24
TEAM				5							
Totals	25-57	6-16	10-16	29	20	66	6	19	2	5	200

GEORGIA (3-0)

Player	FGs	3FGs	FTs	Rb	Pf	Pt	A	T	B	S	MP
Gresham	2-4	0-0	0-0	4	2	4	5	0	0	2	21
Crump	3-8	3-8	1-2	1	1	10	4	0	0	3	26
Edwards	3-7	0-0	0-1	2	3	6	7	1	0	3	25
Hammonds	11-14	1-2	3-3	14	1	26	2	1	0	0	24
Ngumezi	7-10	1-3	1-4	2	0	16	0	2	2	0	19
Walton	3-3	0-0	0-0	0	2	6	0	0	0	0	7
Brown	2-3	1-2	0-0	1	0	5	0	2	0	2	8
Camara	1-3	1-1	2-3	3	0	5	3	0	0	1	13
Etter	0-1	0-1	0-0	0	0	0	0	0	0	0	2
Fagan	1-3	0-1	1-1	5	0	3	2	0	0	1	14
Wheeler	2-5	0-2	3-6	2	3	7	7	2	0	1	18
Howard	2-3	0-0	0-2	0	3	4	0	2	0	0	9
Peake	3-3	0-0	2-2	4	1	8	0	1	0	0	12
Turnier	0-0	0-0	0-0	0	0	0	0	0	0	0	2
TEAM				2							
Totals	40-67	7-20	13-24	40	16	100	30	11	2	13	200

Score by Periods	1st	2nd	Total	Deadball Rebounds	Total
Delaware State	30	36	66	Delaware State	2
Georgia	50	50	100	Georgia	6

5

Dayton 80,
Georgia 61

11/25/19 • Lahaina, Maui

GEORGIA (4-1)

Player	FGs	3FGs	FTs	Rb	Pf	Pts	A	T	B	S	MP
Gresham	3-4	0-1	0-0	3	1	6	0	2	0	2	20
Crump	0-3	0-3	0-0	1	1	0	1	2	0	0	23
Edwards	2-10	0-5	2-3	3	2	6	0	3	1	0	28
Hammonds	2-4	1-2	0-0	4	5	5	1	3	0	0	14
Ngumezi	3-6	0-0	0-1	2	0	6	0	2	1	0	18
Walton	0-0	0-0	2-2	0	1	2	1	1	0	0	8
Brown	1-3	1-1	3-6	3	3	6	1	3	0	1	15
Camara	3-5	0-1	1-2	2	4	7	0	1	0	2	13
Etter	0-0	0-0	0-0	0	0	0	0	0	0	1	2
Fagan	5-5	1-1	0-0	2	0	11	0	1	0	0	12
Wheeler	3-7	0-1	1-3	2	3	7	4	3	0	1	28
Howard	0-0	0-0	0-0	0	2	0	0	1	0	0	5
Peake	2-2	1-1	0-0	3	2	5	0	0	0	0	13
Turner	0-0	0-0	0-0	0	0	0	0	0	0	0	1
TEAM				4							1
Totals	24-49	4-16	9-17	29	24	61	8	23	2	7	200

DAYTON (4-0)

Player	FGs	3FGs	FTs	Rb	Pf	Pts	A	T	B	S	MP
Chatman	4-10	1-5	0-0	0	1	9	2	2	0	2	25
Toppin	9-11	2-3	5-5	4	2	25	0	2	1	1	27
Landers	1-2	0-1	3-4	3	4	5	0	1	0	1	20
Crutcher	7-15	4-9	2-2	1	0	20	3	1	0	1	32
Mikesell	1-3	0-1	1-2	3	2	3	2	1	3	0	20
Watson	2-6	2-4	0-0	2	1	6	1	1	0	0	24
Matos	0-2	0-2	0-0	1	1	0	2	1	1	0	9
Tshimanga	1-1	0-0	1-2	1	2	3	0	3	1	0	7
Cohill	2-3	1-1	2-2	4	2	7	0	1	0	1	19
Johnson	0-1	0-0	2-2	4	2	2	0	1	1	0	13
Swerlein	0-0	0-0	0-0	0	0	0	0	0	0	0	1
Greer	0-0	0-0	0-0	0	0	0	0	0	0	0	1
Wilson	0-1	0-1	0-0	0	0	0	0	0	0	0	2
TEAM				5							1
Totals	27-55	10-27	16-19	28	17	80	10	15	7	6	200

Score by Periods	1st	2nd	Tot.	Deadball Rebs.	Tot.
Georgia	25	36	61	Georgia	4
Dayton	43	37	80	Dayton	3

Officials: Tom Eads, Tim Comer, Terry Wymer. Attendance: 2,400.

Points in the paint	UGA	UD
Points off turnovers	38	26
2nd chance points	8	22
Bench points	10	4
	38	11

8

Georgia 95,
N.C. Central 59

12/4/19 • Athens, Ga.

N.C. CENTRAL (2-7)

Player	FGs	3FGs	FTs	Rb	Pf	Pts	A	T	B	S	MP
Blount	7-15	2-5	3-3	8	2	19	0	4	0	5	35
Graves	2-10	2-5	0-0	2	1	6	0	1	0	0	24
Clayborne	0-2	0-0	1-2	1	2	1	0	1	0	0	13
Perkins	2-3	0-0	0-0	2	2	4	6	2	0	1	19
Fennell	2-5	0-2	0-0	4	4	4	0	2	0	1	35
Melvin	1-8	0-1	0-2	3	2	2	4	1	0	0	20
Dawkins	0-0	0-0	0-0	0	0	0	0	0	0	0	1
Palmer	0-3	0-1	0-0	0	1	0	0	0	1	1	8
Ayete	3-5	1-2	0-0	3	3	7	0	1	0	0	17
Keyser	6-15	1-5	3-4	0	1	16	1	2	0	1	28
TEAM				2							2
Totals	23-66	6-21	7-11	25	18	59	11	14	2	9	200

GEORGIA (6-2)

Player	FGs	3FGs	FTs	Rb	Pf	Pts	A	T	B	S	MP
Gresham	2-3	0-0	0-0	8	1	4	3	0	0	0	19
Crump	6-12	4-10	0-0	5	2	16	2	2	0	0	29
Edwards	8-15	4-8	1-2	2	0	21	4	1	0	2	26
Hammonds	7-12	1-3	4-4	9	1	19	1	2	1	1	20
Howard	2-3	0-0	0-0	4	0	4	0	1	4	0	15
Walton	0-1	0-1	0-0	1	0	0	0	0	0	0	8
Brown	4-5	0-0	3-4	8	3	11	0	4	0	0	15
Camara	2-5	0-1	2-2	5	1	6	2	2	1	3	19
Etter	0-0	0-0	0-0	1	0	0	0	0	0	0	3
Fagan	1-4	0-0	1-2	2	2	3	1	2	0	0	11
Wheeler	2-6	0-2	0-0	3	2	4	6	2	0	2	25
Peake	3-4	0-0	1-2	4	1	7	0	0	0	0	9
Turner	0-0	0-0	0-0	0	0	0	0	0	0	0	1
TEAM				2							2
Totals	37-70	9-25	12-16	54	13	95	19	16	6	8	200

Score by Periods	1st	2nd	Total	Deadball Rebounds	Total
N.C. Central	35	24	59	N.C. Central	2
Georgia	50	45	95	Georgia	3

Officials: Todd Austin, A.J. Desai, Troy Mathis. Attendance: 7,738.

Points in the paint	NCCU	UGA
Points off turnovers	26	52
2nd chance points	18	21
Bench points	13	23
	25	31

6

No. 3 Michigan State 93,
Georgia 85

11/26/19 • Lahaina, Maui

GEORGIA (4-2)

Player	FGs	3FGs	FTs	Rb	Pf	Pts	A	T	B	S	MP
Gresham	1-6	0-1	6-6	4	1	8	2	1	0	2	27
Crump	2-5	2-5	1-2	4	0	7	2	0	0	0	25
Edwards	11-26	7-16	8-8	6	2	37	2	5	3	4	38
Hammonds	5-10	2-5	1-2	4	4	13	2	2	0	2	22
Ngumezi	0-1	0-1	0-0	0	2	0	0	1	1	0	13
Brown	1-2	0-1	0-0	0	0	2	0	0	0	0	7
Camara	2-2	0-0	0-0	4	3	4	0	0	0	0	13
Fagan	1-3	0-0	0-0	0	0	2	0	1	0	0	7
Wheeler	4-7	1-2	1-2	5	4	10	4	3	0	0	24
Howard	0-2	0-0	2-2	5	1	2	0	0	1	1	21
Peake	0-1	0-0	0-0	0	2	0	0	0	0	0	3
TEAM				2							2
Totals	27-65	12-31	19-22	34	19	85	12	14	5	9	200

MICHIGAN STATE (4-2)

Player	FGs	3FGs	FTs	Rb	Pf	Pts	A	T	B	S	MP
Watts	2-7	0-3	2-2	2	0	6	2	1	0	0	19
Winston	10-16	2-4	6-6	2	1	28	8	2	0	2	36
Henry	5-9	1-2	3-4	3	2	14	2	2	0	0	36
Tillman	4-10	1-1	6-10	11	4	15	2	3	0	2	29
Bingham Jr.	2-5	0-1	1-1	6	2	5	2	1	1	1	18
Ahrens	1-1	0-0	0-0	0	0	2	0	1	0	0	7
Loyer	2-2	2-2	0-0	0	1	6	0	0	0	0	4
Kithier	0-1	0-0	0-0	1	0	0	1	0	0	0	4
Hall	4-6	1-2	0-0	4	2	9	2	2	1	0	23
Marble	0-1	0-0	1-2	1	2	1	1	0	0	0	6
Brown	2-5	1-2	2-2	4	1	7	0	0	0	1	18
TEAM				5							1
Totals	32-63	8-17	21-27	39	15	93	20	13	2	6	20

Score by Periods	1st	2nd	Total	Deadball Rebounds	Total
Georgia	31	54	85	Georgia	2
Michigan State	52	41	85	Michigan State	3

Officials: Verne Harris, Tim Comer, Mike Scyphers. Attendance: 2,400.

Points in the paint	UGA	MSU
Points off turnovers	22	34
2nd chance points	13	19
Bench points	8	12
	20	25

9

Arizona State 79,
Georgia 59

12/14/19 • Tempe, Ariz.

GEORGIA (6-3)

Player	FGs	3FGs	FTs	Rb	Pf	Pts	A	T	B	S	MP
Gresham	2-6	0-2	0-0	6	2	4	3	1	0	2	18
Crump	2-10	2-9	0-0	2	3	6	0	1	0	1	28
Edwards	5-12	0-5	3-4	4	1	13	2	3	0	2	24
Hammonds	1-9	0-4	2-4	8	3	4	3	4	0	3	25
Howard	0-0	0-0	0-0	1	4	0	0	0	0	0	8
Walton	1-3	0-0	0-0	1	0	2	0	0	0	0	5
Brown	1-2	0-0	1-3	1	2	3	0	3	0	1	10
Camara	0-4	0-1	2-5	5	2	2	0	0	1	0	21
Etter	0-0	0-0	0-0	0	0	0	0	0	0	0	1
Fagan	6-10	0-1	3-3	4	1	15	0	0	0	1	19
Wheeler	4-8	0-1	0-1	4	1	8	4	5	0	1	28
Peake	1-2	0-1	0-0	2	1	2	0	1	0	0	12
Turner	0-0	0-0	0-0	1	0	0	0	1	0	0	1
TEAM				4							4
Totals	23-66	2-24	11-20	43	20	59	12	19	1	11	200

ARIZONA STATE (8-2)

Player	FGs	3FGs	FTs	Rb	Pf	Pts	A	T	B	S	MP
Martin	9-22	3-10	2-2	3	2	23	6	1	0	0	34
Edwards	2-11	1-7	0-0	5	2	5	0	1	0	1	28
Valtonen	0-0	0-0	0-0	3	3	0	0	0	0	0	8
White	7-8	0-0	4-9	17	3	18	1	2	1	0	32
Cherry	2-6	1-3	0-0	3	2	5	0	2	0	0	24
Mitchell	0-0	0-0	0-0	0	0	0	0	0	0	0	1
Christopher	0-0	0-0	0-0	0	0	0	0	0	0	0	1
Lawrence	5-6	0-1	1-5	2	0	11	0	2	0	1	13
House	1-3	0-1	0-0	1	1	2	3	3	0	6	22
Verge Jr.	7-11	1-3	0-0	5	2	15	2	4	0	1	27
Thomas	0-0	0-0	0-0	0	0	0	0	0	0	0	2
Graham	0-0	0-0	0-0	1	3	0	0	2	0	0	

11

**Georgia 73,
Georgia Southern 64**
12/23/19 • Athens, Ga.

GEORGIA SOUTHERN (8-5)

Player	FGs	3FGs	FTs	Rb	Pf	Pts	A	T	B	S	MP
McCadden	1-6	0-1	0-0	5	0	2	1	2	0	0	35
Smith	10-18	5-10	0-0	6	2	25	1	1	0	0	29
Wishart	1-6	1-4	1-2	2	2	4	2	2	0	0	21
Jackson	1-9	1-5	0-0	5	0	3	3	0	0	0	27
Carter	1-2	0-1	0-0	2	1	2	1	1	2	0	15
Lamar	0-1	0-1	0-0	4	1	0	0	2	0	0	9
Viti	0-0	0-0	0-0	0	0	0	0	0	0	0	1
Dawkins	1-1	0-0	0-0	2	0	2	0	1	0	0	10
Jones	5-10	0-2	0-0	3	2	10	1	2	0	0	26
Crawley	6-11	0-1	4-6	3	3	16	0	2	1	0	27
TEAM				4							
Totals	26-64	7-25	5-9	36	11	64	9	13	3	4	200

GEORGIA (8-3)

Player	FGs	3FGs	FTs	Rb	Pf	Pts	A	T	B	S	MP
Gresham	1-3	0-1	0-0	4	1	2	3	1	0	3	23
Crump	1-7	1-7	0-0	2	1	3	1	0	0	0	24
Edwards	10-20	2-8	1-2	3	3	23	4	1	0	0	25
Camara	8-8	0-0	0-0	7	2	16	1	0	1	2	32
Hammonds	4-7	0-1	0-0	10	2	8	1	2	1	0	23
Harris	2-5	1-3	0-0	1	0	5	2	1	1	0	20
Brown	2-5	0-0	2-3	2	1	6	0	0	1	0	11
Fagan	0-1	0-1	0-0	1	0	0	0	1	0	0	5
Wheeler	4-5	0-1	0-1	4	4	8	7	4	0	0	32
Howard	1-2	0-0	0-1	1	1	2	1	0	0	0	5
TEAM				3							
Totals	33-63	4-22	3-7	38	15	73	20	12	4	6	200

Score by Periods	1st	2nd	Tot.	Deadball Rebs.	Tot.
Georgia Southern	32	32	64	Georgia Southern	2
Georgia	29	44	73	Georgia	0

Officials: Pat Adams, Terry Oglesby, Ron Groover. Attendance: 10,421.

	GSU	UGA
Points in the paint	26	52
Points off turnovers	4	19
2nd chance points	9	13
Bench points	28	21

12

**Georgia 78,
Austin Peay 48**
12/30/19 • Athens, Ga.

AUSTIN PEAY (6-7)

Player	FGs	3FGs	FTs	Rb	Pf	Pts	A	T	B	S	MP
Paez	0-6	0-2	4-4	2	1	4	6	1	0	1	35
Butler	2-8	0-1	1-2	2	2	5	0	1	0	1	22
Adams	6-14	3-7	0-0	3	2	15	0	3	0	0	33
Abaev	1-6	0-0	0-2	6	1	2	2	3	2	1	26
Taylor	7-16	0-2	4-10	9	1	18	0	1	1	0	36
Hinson	0-2	0-2	0-0	2	5	0	0	0	0	0	11
Bates	0-0	0-0	0-0	0	0	0	0	0	0	0	1
Djurisic	0-2	0-0	0-0	0	0	0	0	0	0	0	4
Conteh	0-4	0-2	0-0	1	0	0	1	0	0	0	14
Woodard	1-6	0-4	2-2	1	1	4	1	2	0	2	18
TEAM				4							
Totals	17-64	3-20	11-20	30	13	48	10	11	3	5	200

GEORGIA (8-3)

Player	FGs	3FGs	FTs	Rb	Pf	Pts	A	T	B	S	MP
Gresham	4-7	3-5	0-0	4	1	11	1	1	0	0	19
Crump	3-7	2-5	0-0	3	2	8	4	3	0	0	23
Edwards	4-8	0-3	1-1	4	0	9	4	1	1	0	28
Camara	4-9	0-2	0-0	9	1	8	1	3	1	1	24
Hammonds	8-12	1-2	0-1	6	4	17	1	4	0	0	26
Harris	2-4	1-2	1-2	3	2	6	1	2	0	0	14
Brown	2-2	0-0	4-6	3	3	8	0	0	1	0	12
Etter	0-0	0-0	0-0	0	1	0	0	0	0	0	3
Fagan	0-0	0-0	0-0	2	0	0	0	0	0	0	10
Wheeler	3-5	1-1	0-0	2	4	7	6	4	0	0	25
Howard	0-0	0-0	0-1	1	0	0	0	0	1	1	4
Peake	1-1	0-0	2-2	4	1	4	0	1	1	0	10
Turnier	0-1	0-1	0-0	2	0	0	0	0	1	0	2
TEAM				7							
Totals	31-56	8-21	8-13	50	19	78	18	19	6	2	200

Score by Periods	1st	2nd	Tot.	Deadball Rebs.	Tot.
Austin Peay	26	22	48	Austin Peay	5
Georgia	31	47	78	Georgia	1

Officials: Anthony Jordan, Bart Lenox, K.B. Burdett Jr. Attendance: 9,800.

	APSU	UGA
Points in the paint	22	42
Points off turnovers	8	13
2nd chance points	4	13
Bench points	4	25

13

**Georgia 65,
No. 9/11 Memphis 62**
1/4/20 • Memphis, Tenn.

GEORGIA (10-3)

Player	FGs	3FGs	FTs	Rb	Pf	Pts	A	T	B	S	MP
Gresham	4-8	3-6	1-2	8	2	12	3	0	0	1	33
Crump	0-2	0-0	2-2	1	1	2	1	2	0	1	20
Edwards	4-17	2-5	3-5	5	1	13	4	2	0	0	32
Camara	3-5	2-2	0-0	5	4	8	0	4	1	0	28
Hammonds	7-18	1-5	0-0	12	4	15	2	2	1	3	35
Walton	0-1	0-1	0-0	0	0	0	0	1	0	0	4
Harris	1-1	0-0	0-0	1	2	2	0	1	0	1	7
Brown	1-1	0-0	0-0	0	0	3	0	0	0	0	5
Fagan	0-0	0-0	0-0	0	0	0	0	0	1	0	11
Wheeler	4-8	1-2	1-2	3	1	10	7	3	0	2	23
Peake	0-0	0-0	0-0	0	1	0	0	2	0	0	2
TEAM				4							
Totals	24-61	10-22	7-11	39	16	65	18	16	3	8	200

MEMPHIS (12-2)

Player	FGs	3FGs	FTs	Rb	Pf	Pts	A	T	B	S	MP
Ellis	2-7	2-5	4-5	8	2	10	1	2	0	1	32
Baugh	3-10	0-0	2-4	6	2	8	2	0	0	0	26
Quinones	3-9	1-5	1-2	5	2	8	2	3	1	0	35
Maurice	1-1	1-1	0-0	2	0	3	0	2	0	0	7
Achiuwa	8-16	2-3	2-5	15	2	20	1	3	3	3	38
Harris	0-5	0-4	0-0	0	0	0	0	2	0	0	15
Lomax	4-9	1-1	2-4	4	1	11	4	3	1	5	27
Thomas	1-4	0-3	0-0	1	1	2	0	0	0	0	14
Dandridge	0-0	0-0	0-0	1	0	0	0	0	0	0	2
Hardaway	0-0	0-0	0-0	0	0	0	0	0	0	1	4
TEAM				2							
Totals	22-61	7-22	11-20	44	10	62	10	16	5	10	200

Score by Periods	1st	2nd	Total	Deadball Rebounds	Total
Georgia	37	28	65	Georgia	0
Memphis	37	25	62	Memphis	6

Officials: Ron Groover, Patrick Evans, Jason Baker. Attendance: 17,272.

	UGA	UM
Points in the paint	28	28
Points off turnovers	17	22
2nd chance points	11	12
Bench points	15	13

14

**No. 14/31 Kentucky 78,
Georgia 69**
1/7/20 • Athens, Ga.

KENTUCKY (11-3, 2-0)

Player	FGs	3FGs	FTs	Rb	Pf	Pts	A	T	B	S	MP
Hagans	4-12	1-4	4-6	2	3	13	5	2	1	4	36
Maxey	7-15	1-3	2-5	7	2	17	8	2	4	1	39
Richards	8-11	0-0	1-2	7	4	17	0	4	0	0	25
Brooks Jr.	3-4	0-0	0-0	1	1	6	0	2	0	0	14
Montgomery	1-3	0-0	0-1	7	2	2	2	2	0	0	21
Sestina	3-7	1-2	1-3	7	3	8	1	0	0	0	20
Whitney	0-0	0-0	0-0	1	2	0	0	0	1	0	11
Quickley	5-10	3-3	2-3	5	2	15	2	0	0	2	34
TEAM				4							
Totals	31-62	6-12	10-20	41	19	78	18	12	6	7	200

GEORGIA (10-4, 0-1)

Player	FGs	3FGs	FTs	Rb	Pf	Pts	A	T	B	S	MP
Gresham Jr.	0-1	0-0	0-0	3	2	0	1	3	0	0	26
Crump	2-8	1-6	0-0	4	2	5	0	0	0	0	18
Edwards	8-17	3-9	4-5	5	2	23	2	2	0	0	32
Camara	2-4	0-1	1-4	6	3	5	0	0	1	0	32
Hammonds	2-9	1-5	4-5	4	5	9	0	1	0	0	24
Harris	5-7	0-0	0-0	5	2	10	3	2	1	3	20
Brown	2-3	0-1	0-1	1	2	4	0	1	0	1	11
Fagan	2-3	0-0	1-1	1	2	5	1	1	0	1	8
Wheeler	1-5	0-1	6-7	1	1	8	3	4	0	3	22
Howard	0-0	0-0	0-0	2	0	0	1	0	0	0	7
TEAM				3							
Totals	24-57	5-23	16-23	35	21	69	11	14	2	8	200

Score by Periods	1st	2nd	Tot.	Deadball Rebs.	Tot.
Kentucky	31	47	78	Kentucky	2
Georgia	37	32	69	Georgia	3

Officials: Todd Austin, Byron Jarrett, Owen Shortt. Attendance: 10,523.

	UK	UGA
Points in the paint	48	34
Points off turnovers	21	11
2nd chance points	6	4
Bench points	23	27

15

**No. 5/5 Auburn 82,
Georgia 60**
1/11/20 • Auburn, Ala.

GEORGIA (10-5, 0-2)

17

Mississippi State 91,
Georgia 59

1/18/20 • Starkville, Miss.

GEORGIA (11-6, 1-3)

Player	FGs	3FGs	FTs	Rb	Pf	Pts	A	T	B	S	MP
Gresham	1-2	0-0	0-0	3	2	2	2	3	0	1	21
Edwards	5-16	1-8	8-9	2	3	19	4	1	0	1	34
Camara	5-9	0-1	0-1	1	4	10	2	1	0	0	26
Wheeler	1-2	0-0	0-0	1	2	2	1	0	0	2	21
Hammonds	4-11	2-5	0-0	4	3	10	1	0	2	0	34
Walton	0-1	0-1	2-2	1	0	2	0	0	0	0	3
Harris	2-4	0-1	0-0	2	0	4	0	2	0	0	13
Brown	0-2	0-0	0-0	1	0	0	0	0	0	0	8
Crump	2-5	0-1	0-0	3	0	4	2	2	0	0	20
Etter	0-0	0-0	0-0	0	0	0	0	0	0	0	3
Fagan	1-2	0-0	2-4	2	0	4	0	0	0	0	7
Howard	1-1	0-0	0-0	0	1	2	0	0	0	0	5
Peake	0-1	0-1	0-0	0	1	0	0	0	0	0	4
Turnier	0-0	0-0	0-0	0	0	0	0	0	0	0	1
TEAM				2			1				
Totals	22-56	3-18	12-16	22	16	59	12	10	2	4	200

MISSISSIPPI STATE (11-6, 2-3)

Player	FGs	3FGs	FTs	Rb	Pf	Pts	A	T	B	S	MP
Weatherspoon	6-12	0-3	0-0	4	2	12	8	2	0	2	30
Perry	9-13	0-2	4-6	12	3	22	6	0	0	2	31
Stewart Jr.	0-3	0-3	2-2	1	1	2	1	3	1	2	28
Woodard II	7-9	1-2	2-2	7	3	17	0	1	1	0	27
Ado	2-2	0-0	0-2	6	2	4	1	1	4	0	25
King	1-1	1-1	0-0	0	0	3	0	0	0	0	3
Butts	1-2	0-1	0-0	0	0	2	0	0	0	0	3
Molinar	3-4	0-1	0-0	2	1	6	1	0	0	0	16
Odoro	0-0	0-0	1-2	1	1	1	0	0	0	0	3
Storm	1-1	0-0	0-0	1	0	2	0	0	0	0	2
Feazell	0-0	0-0	0-0	1	0	0	1	0	0	0	4
Carter	6-11	4-7	2-2	1	0	18	3	2	0	0	25
Post	1-2	0-0	0-0	2	2	2	0	0	0	0	3
TEAM				2			1				
Totals	37-60	6-20	11-16	40	15	91	21	10	6	6	200

Score by Periods	1st	2nd	Tot.	Deadball	Rebs.	Tot.
Georgia	31	28	59	Georgia		3
Mississippi St.	42	49	91	Mississippi St.		1

Officials: Chuck Jones, Steve Anderson, Gerald Williams Attendance: 6,585.

	UGA	MSU
Points in the paint	34	48
Points off turnovers	12	17
2nd chance points	6	15
Bench points	16	34

20

Missouri 72,
Georgia 69

1/25/20 • Columbia, Mo.

GEORGIA (11-9, 1-6)

Player	FGs	3FGs	FTs	Rb	Pf	Pts	A	T	B	S	MP
Gresham	2-2	0-0	5-5	5	5	9	1	1	0	2	31
Harris	1-4	0-1	6-6	2	4	8	0	5	0	1	22
Edwards	9-24	3-12	2-4	10	2	23	3	2	1	2	40
Camara	5-9	0-2	2-2	2	1	12	2	5	2	0	30
Hammonds	0-1	0-1	0-0	2	4	0	0	1	1	0	33
Brown	0-2	0-1	0-0	3	2	0	0	1	0	0	10
Crump	4-8	3-4	2-2	2	1	13	2	2	0	1	21
Fagan	1-1	0-0	0-0	1	1	2	2	0	0	0	5
Howard	1-1	0-0	0-2	3	1	2	0	0	0	0	8
TEAM				2							
Totals	23-52	6-21	17-21	32	21	69	10	17	4	6	20

MISSOURI (10-10, 2-5)

Player	FGs	3FGs	FTs	Rb	Pf	Pts	A	T	B	S	MP
Pickett	5-11	1-1	0-0	2	1	11	3	0	0	2	32
Mi. Smith	4-7	3-5	1-2	7	4	12	1	0	0	0	26
D. Smith	4-11	3-6	5-5	2	3	16	3	3	0	1	34
Nikko	5-7	0-0	3-4	5	4	13	2	1	2	1	26
Watson	0-3	0-3	0-0	2	1	0	0	1	0	0	27
Pinson	4-8	2-4	6-8	1	1	16	1	3	0	1	18
Jackson	1-3	1-2	0-0	2	0	3	0	0	0	0	8
Okongo	0-0	0-0	1-2	0	0	1	0	0	0	0	3
Brown	0-1	0-0	0-0	3	3	0	0	3	0	2	10
TEAM				5							
Totals	23-53	10-23	16-21	31	18	72	11	12	2	7	200

Score by Periods	1st	2nd	Tot.	Deadball	Rebs.	Tot.
Georgia	42	27	69	Georgia		3
Missouri	30	42	72	Mississippi St.		3

Officials: Doug Sirmons, Steven Anderson, Owen Shortt. Attendance: 8,451.

	UGA	MU
Points in the paint	28	26
Points off turnovers	14	18
2nd chance points	6	12
Bench points	17	20

18

No. 15/14 Kentucky 89,
Georgia 79

1/21/20 • Lexington, Ky.

GEORGIA (11-7, 1-4)

Player	FGs	3FGs	FTs	Rb	Pf	Pts	A	T	B	S	MP
Gresham	2-6	1-5	3-4	5	2	8	2	1	0	1	28
Edwards	7-13	1-3	1-1	1	5	16	3	5	0	1	34
Camara	4-8	0-3	2-3	3	3	10	0	2	0	0	30
Wheeler	0-3	0-0	0-0	2	4	0	1	1	0	0	17
Hammonds	5-15	2-6	4-5	8	3	16	2	1	1	0	35
Harris	1-2	0-1	0-0	4	3	2	2	1	0	1	12
Brown	1-5	0-3	2-3	1	0	4	0	0	0	0	11
Crump	1-4	1-3	4-4	3	2	7	2	0	0	1	16
Fagan	6-6	1-1	1-1	1	1	14	0	1	0	1	15
Howard	0-0	0-0	2-2	0	1	2	0	0	0	0	3
TEAM				3							
Totals	27-62	6-25	19-23	31	24	79	12	12	1	5	200

KENTUCKY (14-4, 5-1)

Player	FGs	3FGs	FTs	Rb	Pf	Pts	A	T	B	S	MP
Hagans	8-17	0-1	7-8	5	3	23	9	3	1	4	36
Maxey	1-3	0-1	5-5	5	2	7	3	3	0	1	31
Quikley	3-7	1-5	5-6	4	5	12	2	1	1	0	36
Richards	7-12	0-0	6-6	8	2	20	0	0	3	0	36
Montgomery	4-6	0-0	2-3	6	3	10	0	2	2	1	19
Sestina	1-2	0-0	0-0	2	2	2	0	0	0	0	6
Whitney	0-0	0-0	1-2	0	0	1	0	0	0	0	2
Juzang	3-5	0-2	0-2	3	0	6	1	0	0	0	18
Brooks Jr.	4-7	0-0	0-1	5	2	8	0	1	1	0	16
TEAM				1							
Totals	31-59	1-9	26-33	38	19	89	15	11	8	6	200

Score by Periods	1st	2nd	Tot.	Deadball	Rebs.	Tot.
Georgia	35	44	79	Georgia		1
Kentucky	41	48	89	Kentucky		4

Officials: Tony Greene, Lee Cassell, K.B. Burdett Jr. Technicals: Hammonds (class B), 6:51 (2nd). Attendance: 20,135.

	UGA	UK
Points in the paint	30	46
Points off turnovers	12	14
2nd chance points	10	12
Bench points	29	17

21

Georgia 63,
Texas A&M 48

2/1/10 • Athens, Ga.

TEXAS A&M (10-10, 4-4)

Player	FGs	3FGs	FTs	Rb	Pf	Pts	A	T	B	S	MP
Flagg	2-8	0-4	1-3	7	0	5	4	4	1	1	32
Miller	4-10	1-1	0-0	6	2	9	1	1	0	1	31
Mitchell	5-17	2-11	1-2	1	5	13	1	4	0	3	32
Gordon	4-12	2-6	0-0	3	1	10	1	1	0	0	27
Nebo	1-2	0-0	0-0	5	2	2	0	1	1	0	25
Chandler	0-2	0-2	0-0	3	1	0	1	3	0	0	17
Jackson	2-5	0-0	3-4	2	5	7	0	1	0	1	14
Aku	1-1	0-0	0-0	5	0	2	0	0	0	0	15
Walker	0-0	0-0	0-0	0	0	0	0	0	0	0	0+
Gultekin	0-2	0-1	0-0	0	1	0	0	1	0	0	7
TEAM				2							
Totals	19-59	5-25	5-9	34	17	48	8	17	2	6	200

GEORGIA (12-9, 2-6)

Player	FGs	3FGs	FTs	Rb	Pf	Pts	A	T	B	S	MP
Harris	2-6	1-3	0-0	6	3	5	4	2	0	3	25
Edwards	10-21	4-12	5-7	15	1	29	2	3	1	2	39
Camara	1-5	0-1	0-0	6	1	2	0	2	1	1	33
Wheeler	3-9	1-3	2-4	4	4	9	5	6	0	2	32
Hammonds	3-8	1-4	1-1	5	3	8	2	3	0	0	28
Gresham Jr.	0-1	0-1	0-0	1	0	0	1	0	0	0	9
Brown	0-0	0-0	0-0	0	1	0	0	0	0	0	5
Crump	1-2	1-2	0-0	0	0	3	0	1	0	0	6
Fagan	1-2	1-1	0-0	2	0	3	0	1	0	0	10
Howard	0-0	0-0	0-0	0	1	0	0	0	1	0	1
Peake	2-3	0-0	0-0	1	1	4	0	2	1	1	12
TEAM				4							
Totals	23-57	9-27	8-12	44	15	63	14	20	4	9	200

Score by Periods	1st	2nd	Tot.	Deadball	Rebs.	Tot.
Texas A&M	21	27	48	Texas A&M		2
Georgia	24	39	63	Georgia		2

Officials: Bart Lenox, Patrick Evans, Keith Patterson. Attendance: 10,156.

	TAMU	UGA
Points in the paint	22	24
Points off turnovers	11	22
2nd chance points	7	7
Bench points	9	10

19

Ole Miss 70,
Georgia 60

1/25/20 • Athens, Ga.

OLE MISS (10-9, 1-5)

Player	FGs	3FGs	FTs	Rb	Pf	Pt	A	T	B	S	MP
Hinson	3-6	1-2	2-2	6	4	9	1	3	2	0	36
Shuler	1-5	0-0	1-2	6	2	3	2	2	0	2	32
Sy	6-12	1-1	3-4	4	3	16	0	2	0	0	28
Tyree	8-15	1-2	3-5	4	3	20	4	2	0	3	37
Buffen	5-6	0-1	4-4	4	3	14	1	1	2	1	28
Crowley	0-1	0-0	0-0	0	0	0	1	1	0	0	11
Williams	3-4	2-3	0-0	3	3	8	0	1	0	1	26
Hunter	0-1	0-0	0-0	1	0	0	0	0	0	0	2
TEAM				3				1			
Totals	26-50	5-9	13-17	28	18	70	8	13	4	7	200

23

**Alabama 105,
Georgia 102**
2/8/20 • Athens, Ga. • OT

ALABAMA (13-10, 5-5)

Player	FGs	3FGs	FTs	Rb	Pf	Pts	A	T	B	S	MP
Davis	5-8	0-1	3-5	8	5	13	0	2	0	1	23
Lewis	12-21	3-6	10-15	5	4	37	7	3	1	2	42
Reese	3-9	1-6	0-0	5	2	7	0	3	0	0	28
Shackelford	2-5	2-4	4-4	4	1	10	1	2	0	1	40
Petty	8-15	1-5	4-6	7	2	21	4	1	2	0	39
Bolden	5-11	1-3	0-0	6	3	11	4	1	0	0	35
Forbes	0-0	0-0	0-0	0	0	0	1	1	0	2	10
Smith	3-3	0-0	0-0	0	2	6	0	0	0	0	8
TEAM				2							
Totals	38-72	8-25	21-30	37	19	105	17	14	3	6	225

GEORGIA (12-11, 2-8)

Player	FGs	3FGs	FTs	Rb	Pf	Pts	A	T	B	S	MP
Harris	1-2	0-0	4-4	7	4	6	2	4	0	1	23
Edwards	5-17	0-6	4-4	12	4	14	4	2	0	3	36
Camara	6-9	0-3	0-0	5	1	12	0	1	0	0	23
Wheeler	9-16	3-5	3-3	1	4	24	8	6	0	1	42
Hammonds	8-16	1-3	3-3	4	4	20	1	0	1	1	26
Gresham	2-2	1-1	1-1	4	1	6	1	0	0	0	14
Brown	0-0	0-0	0-0	0	0	0	0	0	0	0	3
Crump	2-6	2-6	2-4	1	3	8	0	1	0	0	22
Fagan	4-7	0-1	0-2	3	0	8	2	0	2	1	21
Peake	2-4	0-1	0-0	4	3	4	0	0	0	0	15
TEAM				1							
Totals	39-79	7-26	17-21	42	24	102	18	14	3	7	225

Score by Periods	1st	2nd	1OT	Total	Deadball Rebounds	Total
Alabama	45	57	13	105	Alabama	5
Georgia	41	51	10	102	Georgia	3

Officials: Bart Lenox, Byron Jarrett, Wil Howard. Attendance: 10,041.

	UA	UGA
Points in the paint	56	58
Points off turnovers	17	10
2nd chance points	11	24
Bench points	17	26

24

**South Carolina 75,
Georgia 59**
2/12/20 • Athens, Ga.

SOUTH CAROLINA (15-9, 7-4)

Player	FGs	3FGs	FTs	Rb	Pf	Pts	A	T	B	S	MP
Lawson	7-10	2-4	4-5	4	2	20	2	0	0	3	23
Cousinard	5-13	3-6	1-1	3	2	14	4	3	0	1	23
Frink	1-1	0-0	1-4	9	3	3	3	0	0	1	20
Kotsar	5-12	0-0	1-2	5	1	11	3	1	2	1	29
Bryant	4-5	0-0	4-4	5	2	12	0	2	0	1	21
Moss	0-1	0-1	0-0	1	1	0	1	0	0	0	15
Anderson	0-1	0-1	0-0	0	0	0	0	0	0	0	3
McCreary	4-8	0-0	0-3	5	4	8	2	2	1	1	20
Hannibal	2-7	0-1	0-0	6	2	4	0	2	0	1	19
Nelson	0-0	0-0	0-0	0	0	0	0	0	0	0	3
Leveque	0-1	0-0	0-0	1	3	0	1	0	0	0	7
Green	0-0	0-0	0-0	0	0	0	0	0	0	0	1
Bolden	1-6	1-4	0-0	2	0	3	1	1	0	1	16
TEAM				4							
Totals	29-65	6-17	11-19	45	20	75	17	12	3	10	200

GEORGIA (12-12, 2-9)

Player	FGs	3FGs	FTs	Rb	Pf	Pts	A	T	B	S	MP
Harris	4-6	0-2	2-2	4	3	10	0	2	0	2	19
Edwards	4-13	0-7	8-8	2	1	16	1	1	1	0	29
Camara	0-4	0-1	0-0	4	2	0	0	6	0	2	19
Wheeler	1-6	0-2	2-4	3	2	4	2	4	0	0	27
Hammonds	2-6	0-2	1-4	3	1	5	2	3	0	0	28
Gresham	2-3	1-2	3-4	3	1	8	1	0	0	0	3
Brown	0-1	0-1	0-0	0	0	0	0	0	0	0	3
Crump	2-5	2-4	2-2	1	1	8	1	0	0	0	16
Etter	0-0	0-0	0-0	0	1	0	0	0	0	0	3
Fagan	2-6	0-2	2-2	3	1	6	0	1	0	0	15
Howard	1-1	0-0	0-0	6	2	2	1	2	3	0	13
Peake	0-1	0-1	0-0	2	1	0	1	0	0	0	14
TEAM				2							
Totals	18-52	3-24	20-26	33	16	59	9	19	4	7	200

Score by Periods	1st	2nd	Tot.	Deadball Rebs.	Tot.
S. Carolina	38	37	75	S. Carolina	5
Georgia	20	39	59	Georgia	1

Officials: Don Daily, Gerry Pollard, Josue Neves. Technicals: Bryant 2:39 (2nd). Attendance: 8,857.

	SC	UGA
Points in the paint	40	22
Points off turnovers	25	4
2nd chance points	13	7
Bench points	15	24

25

**Texas A&M 74,
Georgia 69**
2/15/20 • College Station, Texas

GEORGIA (12-13, 2-10)

Player	FGs	3FGs	FTs	Rb	Pf	Pt	A	T	B	S	MP
Harris	0-1	0-1	0-0	3	1	0	0	3	0	2	17
Edwards	2-7	2-7	0-0	4	4	6	3	4	2	0	28
Camara	3-5	0-0	0-0	5	5	6	1	3	0	0	21
Wheeler	2-6	1-3	4-5	5	3	9	7	5	0	0	33
Hammonds	6-9	1-3	2-3	7	5	15	3	2	0	0	35
Gresham	0-3	0-3	2-2	1	1	2	0	0	0	0	11
Brown	3-5	0-1	2-2	2	1	8	0	1	0	1	10
Crump	3-8	3-7	2-2	5	1	11	0	1	0	1	21
Fagan	3-4	2-3	0-0	1	0	8	0	1	0	1	12
Howard	1-1	0-0	0-0	1	2	0	0	0	0	0	4
Peake	1-3	0-1	0-0	0	1	2	0	0	0	1	8
TEAM				1							
Totals	24-52	9-29	12-14	34	23	69	14	21	2	6	200

TEXAS A&M (12-12, 6-6)

Player	FGs	3FGs	FTs	Rb	Pf	Pt	A	T	B	S	MP
Flagg	4-11	2-7	1-2	4	2	11	4	3	0	0	31
Miller	5-11	0-1	11-14	10	3	21	0	3	0	2	33
Mitchell	4-9	2-7	3-5	1	2	13	3	0	0	2	36
Gordon	0-2	0-2	0-0	0	0	0	2	0	0	0	13
Nebo	5-5	0-0	2-4	4	5	12	0	2	1	1	28
Chandler	2-4	2-2	0-0	3	1	6	0	0	0	2	22
Jackson	3-6	1-2	4-4	4	2	11	4	3	0	3	26
French	0-1	0-1	0-0	0	0	0	0	0	0	0	1
Aku	0-0	0-0	0-0	1	0	0	0	0	0	0	5
Gultekin	0-2	0-0	0-0	1	0	0	1	0	0	0	5
TEAM											
Totals	23-51	7-22	21-29	28	15	74	14	11	1	10	200

Score by Periods	1st	2nd	Total	Deadball Rebounds	Total
Georgia	39	31	69	Georgia	0
Texas A&M	29	45	74	Texas A&M	4

Officials: Vladimir Voyard-Todal, Owen Shortt, Garrick Shannon. Attendance: 7,106.

	UGA	TAMU
Points in the paint	28	32
Points off turnovers	9	26
2nd chance points	12	6
Bench points	33	17

26

**Georgia 65,
No. 13/12 Auburn 55**
2/19/20 • Athens, Ga.

AUBURN (22-4, 9-4)

Player	FGs	3FGs	FTs	Rb	Pf	Pt	A	T	B	S	MP
Purifoy	0-3	0-3	2-2	3	1	2	0	1	0	2	18
McCormick	9-22	3-8	1-2	3	3	22	2	5	0	1	36
Doughty	5-17	1-6	4-5	4	2	15	3	2	0	1	33
Flanigan	1-7	0-0	1-2	5	1	3	0	1	0	0	20
Wiley	5-7	0-0	1-2	9	3	11	0	3	0	1	28
Johnson	0-1	0-1	0-0	2	1	0	0	0	0	0	7
Williams	0-1	0-1	0-0	6	2	0	1	2	0	2	16
Akingbola	0-0	0-0	0-0	0	0	0	0	0	0	0	1
McLemore	0-5	0-4	0-0	3	4	0	0	1	0	1	18
Cambridge	1-4	0-3	0-0	5	1	2	0	0	1	1	23
TEAM				5							
Totals	21-67	4-26	9-13	45	18	55	6	15	1	9	200

GEORGIA (13-13, 3-8)

Player	FGs	3FGs	FTs	Rb	Pf	Pt	A	T	B	S	MP
Harris	2-10	1-4	0-0	5	1	5	1	1	2	2	28
Edwards	7-16	3-10	1-2	6	1	18	3	7	2	1	36
Camara	1-6	0-2	10-12	8	3	12	1	0	1	3	33
Wheeler	5-11	1-5	2-5	4	1	13	4	3	0	0	32
Hammonds	5-8	2-2	1-3	8	4	13	1	2	0	1	28
Gresham Jr.	0-2	0-2	0-0	2	1	0	2	0	0	1	9
Crump	1-1	0-0	0-0	1	0	2	0	1	0	0	12
Fagan	0-2	0-1	0-0	1	0	0	0	0	0	0	4
Howard	0-0	0-0	0-0	1	0	0	0	1	0	0	2
Peake	0-1	0-1	2-2	4	1	2	0	0	2	0	16
TEAM				5							
Totals	21-57	7-27	16-24	45	12	65	12	15	7	8	200

Score by Periods	1st	2nd	Tot.	Deadball Rebs.	Tot.
Auburn	25	30	55	Auburn	2
Georgia	31	34	65	Georgia	2

Officials: Joe Lindsey, Ted Valentine, Jason Baker. Attendance: 10,151.

	AU	UGA
Points in the paint	28	26
Points off turnovers	14	18
2nd chance points	18	2
Bench points	2	4



O'DONNELL GRESHAM JR.

6-3 • 195 • R-SR.-GRAD. • ST. PAUL, MINN. • TR.-NORTHEASTERN • SPORT MANAGEMENT

SEASON & CAREER HIGHS

SEASON		CAREER
13 vs. Ga. Tech (11/20/19)	POINTS	26 vs. Oakland (12/8/18)
13 vs. The Citadel (11/12/19)		
9 vs. W. Carolina (11/5/19)	REBOUNDS	12 vs. Charleston (3/6/18)
5 vs. Delaware St. (11/15/19)	ASSISTS	11 vs. Bucknell (11/18/18)
-	BLOCKS	1 vs. Elon (2/2/18) 1 vs. William & Mary (1/18/19) 1 vs. Cornell (12/2/17) 1 vs. Stanford (11/17/17) 1 vs. Wentworth (11/12/17)
3 vs. Tennessee (1/15/20)	STEALS	4 vs. Cornell (12/2/17)
3 vs. Ga. Southern (12/23/19)		
3 vs. The Citadel (11/12/19)		
34 vs. SMU (12/20/19)	MINUTES	45 vs. Charleston (3/6/18)
4 vs. Memphis (1/4/20)	FGs MADE	8 vs. Cornell (12/2/17)
4 vs. Austin Peay (12/30/19)		
4 vs. The Citadel (11/12/19)		
8 vs. Memphis (1/4/20)	FG ATTEMPTS	13 vs. Bucknell (12/5/17)
3 vs. Memphis (1/4/20)	3FGs MADE	5 vs. Oakland (12/8/18)
3 vs. Austin Peay (12/30/19)		
6 vs. Memphis (1/4/20)	3FG ATTEMPTS	9 vs. Hofstra (2/2/19)
11 vs. Ga. Tech (11/20/19)	FTs MADE	11 vs. Ga. Tech (11/20/19)
13 vs. Ga. Tech (11/20/19)	FT ATTEMPTS	13 vs. Ga. Tech (11/20/19)

All of Gresham's career highs except FTs and FTAs are from Northeastern.

2019-20 HIGHLIGHTS:

- ♦ Posted his first career highs at Georgia by converting on 11-of-13 trips to the line against Georgia Tech.
- ♦ After making three 3-pointers in the first 11 contests combined, knocked down three 3-pointers in back-to-back outings against Austin Peay and Memphis.
- ♦ Has now scored in double figures 33 times as a collegiate canine – 29 times as a Northeastern Husky and four times as a Bulldog.

CAREER HIGHLIGHTS:

- ♦ **PRIOR TO UGA AT NORTHEASTERN**, started 69 of 90 games in four seasons, including 59 of 67 contests during the 2017-18 and 2018-19 campaigns.
- ♦ Helped the Huskies win the 2018 CAA regular-season and 2019 Tournament titles.
- ♦ Ranks No. 2 all-time in career 3-point pct. for Northeastern at 41.3 percent (143-of-346).
- ♦ **AS A REDSHIRT JUNIOR IN 2018-19**, finished the season ranked among CAA leaders in seven stats – assist-to-TO ratio (No. 3), FT pct. (No. 6), assists (No. 10), steals (No. 10), 3-point pct. (No.

▶ GAME-BY-GAME LINESCORES

Opponent	FGs	3FGs	FTs	OR	DR	RB	PF	PT	A	TO	B	S	MP
W. CAROLINA	* 2-5	1-4	0-0	3	6	9	1	5	1	1	0	1	25
THE CITADEL	* 4-6	2-4	3-3	2	3	5	1	13	0	1	0	3	26
DELAWARE ST.	* 2-4	0-0	0-0	4	0	4	2	4	5	0	0	2	21
GA. TECH	* 1-4	0-2	11-13	2	4	6	1	13	2	0	0	1	31
vs. Dayton	* 3-4	0-1	0-0	1	2	3	1	6	0	2	0	2	20
vs. Michigan St.	* 1-6	0-1	6-6	2	2	4	1	8	2	1	0	2	27
vs. Chaminade	* 2-7	0-3	1-2	2	4	6	0	5	3	1	0	1	28
N.C. CENTRAL	* 2-3	0-0	0-0	3	5	8	1	4	3	0	0	0	19
at Arizona State	* 2-6	0-2	0-0	2	4	6	2	4	3	1	0	2	18
SMU	* 2-2	0-0	3-3	1	2	3	1	7	0	2	0	1	21
GA. SOUTHERN	* 1-3	0-1	0-0	1	3	4	1	2	3	1	0	3	23
AUSTIN PEAY	* 4-7	3-5	0-0	1	3	4	1	11	1	1	0	0	19
at Memphis	* 4-8	3-6	1-2	2	6	8	2	12	3	0	0	1	33
KENTUCKY	* 0-1	0-0	0-0	1	2	3	2	0	1	3	0	0	26
at Auburn	* 2-4	1-1	1-2	2	2	4	2	6	0	1	0	1	19
TENNESSEE	* 3-5	0-2	0-1	1	6	7	2	6	2	0	0	3	33
at Mississippi St.	* 1-2	0-0	0-0	0	3	3	2	2	2	3	0	1	21
at Kentucky	* 2-6	1-5	3-4	1	4	5	2	8	2	1	0	1	28
OLE MISS	* 1-1	0-0	1-1	2	2	4	2	3	0	1	0	0	14
at Missouri	* 2-2	0-0	5-5	1	4	5	5	9	1	1	0	2	31
TEXAS A&M	0-1	0-1	0-0	1	0	1	0	0	1	0	0	0	9
at Florida	1-1	1-1	0-0	0	2	2	0	3	0	0	0	1	11
ALABAMA	2-2	1-1	1-1	1	3	4	1	6	1	0	0	0	14
S. CAROLINA	2-3	1-2	3-4	1	2	3	1	8	1	0	0	0	14
at Texas A&M	0-3	0-3	2-2	0	1	1	1	2	0	0	0	0	11
AUBURN	0-2	0-2	0-0	0	2	2	1	0	2	0	0	1	9
at Vanderbilt													
at S. Carolina													
ARKANSAS													
FLORIDA													
at LSU													

▶ OVERALL CAREER STATISTICS

	GP-GS	MP-Avg.	FGs	Pct.	3FGs	Pct.	FTs	Pct.	O+R=Tot.-Avg.	PF-D	A	TO	BL	ST	Pts.-Avg.
2015-16	19-6	333-17.5	18-56	.321	15-36	.417	19-28	.679	10+31=41-2.2	25-0	24	15	0	11	70-3.7
2016-17	4-4	92-23.0	8-16	.500	7-12	.583	10-11	.909	1+10=11-2.8	11-0	3	4	0	0	33-8.3
2017-18	33-26	915-27.7	91-223	.408	66-153	.431	51-65	.785	14+133=147-4.5	47-1	63	28	5	25	299-9.1
2018-19	34-33	1145-33.7	98-239	.410	55-145	.379	80-98	.816	19+146=165-4.9	53-0	105	43	0	39	331-9.7
2019-20	26-20	552-21.2	46-98	.469	14-47	.298	41-49	.837	37+77=114-4.4	36-1	39	21	0	29	147-5.7
TOTALS	116-90	3036-26.2	261-632	.413	157-393	.400	201-251	.801	81+397=476=4.1	172-6	234	111	5	104	880-7.6

▶ SEC CAREER STATISTICS

	GP-GS	MP-Avg.	FGs	Pct.	3FGs	Pct.	FTs	Pct.	O+R=Tot.-Avg.	PF-D	A	TO	BL	ST	Pts.-Avg.
2019-20	13-7	240-18.5	16-33	.485	5-18	.278	16-20	.800	11+33=44-3.4	21-1	13	10	0	10	53-4.1
TOTALS	13-7	240-18.5	16-33	.485	5-18	.278	16-20	.800	11+33=44-3.4	21-1	13	10	0	10	53-4.1

MISCELLANEOUS STATS

	SEA.	CAR.
DOUBLE-DIGIT POINTS:	4	33
DOUBLE-DIGIT REBOUNDS:	0	5
DOUBLE-DIGIT ASSISTS:	0	1
DOUBLE-DOUBLES:	0	3
20-POINT GAMES:	0	3



1 JAYKWON WALTON

6-7 • 205 • FR. • COLUMBUS, GA. • CARVER-MONTGOMERY (ALA.) HIGH SCHOOL • COMMUNICATION STUDIES

SEASON & CAREER HIGHS

SEASON		CAREER
6 vs. Delaware St. (11/15/19)	POINTS	6 vs. Delaware St. (11/15/19)
1 vs. Arizona St. (12/14/19)	REBOUNDS	1 vs. Arizona St. (12/14/19)
1 vs. N.C. Central (12/4/19)		1 vs. N.C. Central (12/4/19)
1 vs. Dayton (11/25/19)	ASSISTS	1 vs. Dayton (11/25/19)
-	BLOCKS	-
-	STEALS	-
8 vs. Dayton (11/25/19)	MINUTES	8 vs. Dayton (11/25/19)
3 vs. Delaware St. (11/15/19)	FGs MADE	3 vs. Delaware St. (11/15/19)
3 vs. Delaware St. (11/15/19)	FG ATTEMPTS	3 vs. Delaware St. (11/15/19)
1 vs. The Citadel (11/12/19)	3FGs MADE	1 vs. The Citadel (11/12/19)
2 vs. The Citadel (11/12/19)	3FG ATTEMPTS	2 vs. The Citadel (11/12/19)
2 vs. Miss. State (1/18/20)	FTs MADE	2 vs. Miss. State (1/18/20)
2 vs. Dayton (11/25/19)		2 vs. Dayton (11/25/19)
2 vs. Miss. State (1/18/20)	FT ATTEMPTS	2 vs. Miss. State (1/18/20)
2 vs. Dayton (11/25/19)		2 vs. Dayton (11/25/19)

No. 90 by 247Sports.com.

- ♦ A "Super 5" (all-class, all-state) selection by the Alabama Sports Writers Association (ASWA) in both 2018 and 2019.
- ♦ Helped lead the Wolverines to a combined 52-16 record as a junior and a senior, seasons that included winning the 2018 Alabama 5A state tourney and finishing as 2019 runner-up.
- ♦ As a senior, averaged 18.7 points, including six 25-point outings and a season-high of 38.
- ♦ Selected as MVP of the 2018 Alabama Class 5A state tournament after scoring 20 points in a 74-59 win over Paul Bryant High in the championship contest.
- ♦ Named the MVP of the 2018 AHSAA North-South All-Star Game after scoring a game-high 20 points – including 16 in the second half – to lead the South to a 61-57 victory.
- ♦ Coached by Kenneth Lawrence at Northside High School in Columbus, Ga., as a freshman.
- ♦ Averaged 10.6 points, 2.7 rebounds, 2.6 assists and 1.6 steals per game as a freshman, helping the Patriots post an 18-10 record and reach the first round of the Class 5A state tournament.

OVERALL CAREER STATISTICS

	GP-GS	MP-Avg.	FGs	Pct.	3FGs	Pct.	FTs	Pct.	O+R=Tot.-Avg.	PF-D	A	TO	BL	ST	Pts.-Avg.
2019-20	7-0	38-5.4	5-11	.455	1-5	.200	4-4	1.000	0+3=3-0.4	3-0	2	1	0	0	15-2.1
TOTALS	7-0	38-5.4	5-11	.455	1-5	.200	4-4	1.000	0+3=3-0.4	3-0	2	1	0	0	15-2.1

SEC CAREER STATISTICS

	GP-GS	MP-Avg.	FGs	Pct.	3FGs	Pct.	FTs	Pct.	O+R=Tot.-Avg.	PF-D	A	TO	BL	ST	Pts.-Avg.
2019-20	1-0	3-3.0	0-1	.000	0-1	.000	2-2	1.000	0+1=1-1.0	0-0	0	0	0	0	2-2.0
TOTALS	1-0	3-3.0	0-1	.000	0-1	.000	2-2	1.000	0+1=1-1.0	0-0	0	0	0	0	2-2.0

GAME-BY-GAME LINESCORES

Opponent	FGs	3FGs	FTs	OR	DR	RB	PF	PT	A	TO	B	S	MP
W. CAROLINA	DNP												
THE CITADEL	1-2	1-2	0-0	0	0	0	0	3	0	0	0	0	3
DELAWARE ST.	3-3	0-0	0-0	0	0	0	2	6	0	0	0	0	7
GA. TECH	DNP												
vs. Dayton	0-0	0-0	2-2	0	0	0	1	2	1	1	0	0	8
vs. Michigan St.	DNP												
vs. Chaminade	DNP												
N.C. CENTRAL	0-1	0-1	0-0	0	1	1	0	0	0	0	0	0	8
at Arizona State	1-3	0-0	0-0	0	1	1	0	2	0	0	0	0	5
SMU	DNP												
GA. SOUTHERN	DNP												
AUSTIN PEAY	DNP												
at Memphis	0-1	0-1	0-0	0	0	0	0	0	1	0	0	0	4
KENTUCKY	DNP												
at Auburn	DNP - INJ.												
TENNESSEE	DNP - INJ.												
at Mississippi St.	0-1	0-1	2-2	0	1	1	0	2	0	0	0	0	3
at Kentucky	DNP												
OLE MISS	DNP												
at Missouri	DNP												
TEXAS A&M	DNP												
at Florida	DNP												
ALABAMA	DNP												
S. CAROLINA	DNP												
at Texas A&M	DNP												
AUBURN	DNP												
at Vanderbilt													
at S. Carolina													
ARKANSAS													
FLORIDA													
at LSU													

MISCELLANEOUS STATS

	SEA.	CAR.
DOUBLE-DIGIT POINTS:	0	0
DOUBLE-DIGIT REBOUNDS:	0	0
DOUBLE-DOUBLES:	0	0
20-POINT GAMES:	0	0



2 JORDAN HARRIS

6-5 • 195 • SR. • IRON CITY, GA. • SEMINOLE COUNTY HIGH SCHOOL • SPORT MANAGEMENT

SEASON & CAREER HIGHS

SEASON		CAREER
15 vs. Ole Miss (1/25/20)	POINTS	26 vs. Missouri (3/13/19)
8 vs. Ole Miss (1/25/20)	REBOUNDS	11 vs. Ole Miss (2/9/19)
4 vs. Texas A&M (2/1/20)	ASSISTS	5 vs. Ole Miss (2/23/19) 5 vs. Ga. Tech (12/20/16)
2 vs. Auburn (2/19/20) 2 vs. Ole Miss (1/25/20)	BLOCKS	2 Seven times, last vs. Auburn (2/19/20)
3 vs. Texas A&M (2/1/20) 3 vs. Ole Miss (1/25/20) 3 vs. Kentucky (1/7/20)	STEALS	4 vs. S. Carolina (2/2/19)
28 vs. Auburn (2/19/20)	MINUTES	38 vs. Florida (3/2/19)
5 vs. Ole Miss (1/25/20) 5 vs. Kentucky (1/7/20)	FGs MADE	8 vs. Missouri (3/13/19)
10 vs. Auburn (2/19/20)	FG ATTEMPTS	11 vs. Missouri (3/13/19) 11 vs. Ole Miss (2/9/19)
3 vs. Ole Miss (1/25/20)	3FGs MADE	3 vs. Ole Miss (1/25/20) 3 vs. Missouri (3/13/19) 3 vs. Mississippi St. (2/20/19)
4 vs. Auburn (2/19/20) 4 vs. Ole Miss (1/25/20)	3FG ATTEMPTS	5 vs. S. Carolina (3/9/19)
6 vs. Missouri (1/28/20)	FTs MADE	7 vs. Missouri (3/13/19)
6 vs. Missouri (1/28/20)	FT ATTEMPTS	8 vs. Missouri (3/13/19) 8 vs. Florida (1/19/19)

2019-20 HIGHLIGHTS:

- It was announced prior to the season opener that he would be eligible to compete for the SMU game.
- Showed little signs of any rust in his initial outing of the year against SMU, including a thunderous putback dunk at the first-half buzzer.
- A stat-stuffed linescore against Kentucky in Athens included 10 points, five boards, three assists, three steals and a highlight reel block to stop an EJ Montgomery dunk.
- Led the Bulldogs while posting his season-high efforts for points, board, steals and blocks vs. Ole Miss.
- Made first start of the season – and 26th of his career – at Missouri.

CAREER HIGHLIGHTS:

- AS A JUNIOR IN 2018-19**, played in 29 contests, with 13 starts all coming in his final 14 outings.
- Posted 12 double-figure scoring performances, with 10 of those coming in his last 14 games.
- After scoring 204 points

▶ GAME-BY-GAME LINESCORES

Opponent	FGs	3FGs	FTs	OR	DR	RB	PF	PT	A	TO	B	S	MP
W. CAROLINA	DNP												
THE CITADEL	DNP												
DELAWARE ST.	DNP												
GA. TECH	DNP												
vs. Dayton	DNP												
vs. Michigan St.	DNP												
vs. Chaminade	DNP												
N.C. CENTRAL	DNP												
at Arizona State	DNP												
SMU	4-8	1-3	0-0	1	3	4	1	9	0	1	0	1	17
GA. SOUTHERN	2-5	1-3	0-0	0	1	1	0	5	2	1	1	0	20
AUSTIN PEAY	2-4	1-2	1-2	2	1	3	2	6	1	2	0	0	14
at Memphis	1-1	0-0	0-0	0	1	1	2	2	0	1	0	1	7
KENTUCKY	5-7	0-0	0-0	1	4	5	2	10	3	2	1	3	20
at Auburn	0-1	0-1	0-1	0	2	2	0	0	0	1	1	0	16
TENNESSEE	2-3	0-1	3-3	0	2	2	2	7	1	0	0	1	16
at Mississippi St.	2-4	0-1	0-0	1	1	2	0	4	0	2	0	0	13
at Kentucky	1-2	0-1	0-0	1	3	4	3	2	2	1	0	1	12
OLE MISS	5-9	3-4	2-2	5	3	8	3	15	0	1	2	3	20
at Missouri	* 1-4	0-1	6-6	0	2	2	4	8	0	5	0	1	22
TEXAS A&M	* 2-6	1-3	0-0	4	2	6	3	5	4	2	0	3	25
at Florida	* 1-4	0-2	0-0	2	3	5	2	2	2	3	0	1	21
ALABAMA	* 1-2	0-0	4-4	1	6	7	4	6	2	4	0	1	23
S. CAROLINA	* 4-6	0-2	2-2	1	3	4	3	10	0	2	0	2	19
at Texas A&M	* 0-1	0-1	0-0	1	2	3	1	0	0	3	0	2	17
AUBURN	* 2-10	1-4	0-0	2	3	5	1	5	1	1	2	2	28
at Vanderbilt													
at S. Carolina													
ARKANSAS													
FLORIDA													
at LSU													

in his first two seasons, contributed 226 as a junior.

- Capped his season with a career-high 26 points against Missouri in the SEC Tourney.
- AS A SOPHOMORE IN 2017-18**, logged action in 18 of 33 contests.
- AS A FRESHMAN IN 2016-17**, started 12 of 30 games played, including eight of 18 SEC regular-season outings.
- Finished third on the team in assists and fourth in steals.
- PRIOR TO UGA**, coached by Kevin Godwin at Seminole County High, where he was a four-time All-State honoree.
- Tabbed Georgia's 2015 Class 2A Player of the Year by the Atlanta Journal-Constitution (AJC) and the Georgia Sports Writers Association (GSPA) after leading Seminole County's Indians to a 28-3 finish and a state title.

- Poured in 41 points in a 76-71 victory over Crawford County in the 2015 2A state championship game.

▶ OVERALL CAREER STATISTICS

	GP-GS	MP-Avg.	FGs	Pct.	3FGs	Pct.	FTs	Pct.	O+R=Tot.-Avg.	PF-D	A	TO	BL	ST	Pts.-Avg.
2016-17	30-12	494-16.5	46-106	.434	22-49	.449	27-37	.730	7+35=42-1.4	47-2	45	56	6	16	141-4.7
2017-18	18-0	285-15.8	21-52	.404	6-22	.273	15-23	.652	5+32=37-2.1	29-1	15	15	3	8	63-3.5
2018-19	29-13	577-19.9	75-154	.487	22-53	.415	54-64	.844	28+77=105-3.6	56-1	43	52	14	33	226-7.8
2019-20	17-7	310-18.2	35-77	.455	8-29	.276	18-20	.900	22+42=64-3.8	33-0	18	32	7	22	96-5.6
TOTALS	94-32	1666-17.7	177-389	.455	58-153	.379	114-144	.792	62+186=248-2.6	165-4	121	155	30	79	526-5.6

▶ SEC CAREER STATISTICS

	GP-GS	MP-Avg.	FGs	Pct.	3FGs	Pct.	FTs	Pct.	O+R=Tot.-Avg.	PF-D	A	TO	BL	ST	Pts.-Avg.
2016-17	15-8	287-19.1	22-59	.373	10-28	.357	18-23	.783	3+23=26-1.7	31-2	21	33	3	5	72-4.8
2017-18	9-0	179-19.9	12-30	.400	4-16	.250	12-17	.706	3+21=24-2.7	18-1	11	10	0	2	40-4.4
2018-19	17-12	419-24.6	48-108	.444	14-41	.341	41-48	.854	23+51=74-4.4	40-1	31	35	11	24	151-8.9
2019-20	13-7	252-19.4	26-59	.441	5-21	.238	17-18	.944	19+36=55-4.2	28-0	15	27	6	20	74-5.7
TOTALS	54-27	1137-21.1	108-256	.422	33-106	.311	88-106	.830	48+131=179-3.3	117-4	78	105	20	51	337-6.2

MISCELLANEOUS STATS

	SEA.	CAR.
DOUBLE-DIGIT POINTS:	3	18
DOUBLE-DIGIT REBOUNDS:	0	1
DOUBLE-DOUBLES:	0	1
20-POINT GAMES:	0	1



3 CHRISTIAN BROWN

6-6 • 215 • FR. • HOPKINS, S.C. • OAK HILL (VA.) ACADEMY • BUSINESS

SEASON & CAREER HIGHS

SEASON		CAREER
11 vs. N.C. Central (12/4/19)	POINTS	11 vs. N.C. Central (12/4/19)
8 vs. N.C. Central (12/4/19)	REBOUNDS	8 vs. N.C. Central (12/4/19)
1 vs. Auburn (1/11/20)	ASSISTS	1 vs. Auburn (1/11/20)
1 vs. Chaminade (1/27/19)		1 vs. Chaminade (1/27/19)
1 vs. Dayton (11/25/19)		1 vs. Dayton (11/25/19)
1 vs. Florida (2/5/20)	BLOCKS	1 vs. Florida (2/5/20)
1 vs. Auburn (1/11/20)		1 vs. Auburn (1/11/20)
1 vs. Austin Peay (12/30/19)		1 vs. Austin Peay (12/30/19)
1 vs. Ga. Southern (12/23/19)		1 vs. Ga. Southern (12/23/19)
1 vs. W. Carolina (11/5/19)		1 vs. W. Carolina (11/5/19)
2 vs. Tennessee (1/15/20)	STEALS	2 vs. Tennessee (1/15/20)
2 vs. Chaminade (11/27/19)		2 vs. Chaminade (11/27/19)
2 vs. Delaware St. (11/15/19)		2 vs. Delaware St. (11/15/19)
19 vs. Auburn (1/11/20)	MINUTES	19 vs. Auburn (1/11/20)
4 vs. N.C. Central (12/4/19)	FGs MADE	4 vs. N.C. Central (12/4/19)
5 vs. Texas A&M (2/15/20)	FG ATTEMPTS	5 vs. Texas A&M (2/15/20)
5 vs. Kentucky (1/21/20)		5 vs. Kentucky (1/21/20)
5 vs. Ga. Southern (12/23/19)		5 vs. Ga. Southern (12/23/19)
5 vs. N.C. Central (12/4/19)		5 vs. N.C. Central (12/4/19)
2 vs. Florida (2/5/20)	3FGs MADE	2 vs. Florida (2/5/20)
3 vs. Florida (2/5/20)	3FG ATTEMPTS	3 vs. Florida (2/5/20)
3 vs. Kentucky (1/21/20)		3 vs. Kentucky (1/21/20)
4 vs. Auburn (1/11/20)	FTs MADE	4 vs. Auburn (1/11/20)
4 vs. Austin Peay (12/30/19)		4 vs. Austin Peay (12/30/19)
7 vs. Auburn (1/11/20)	FT ATTEMPTS	7 vs. Auburn (1/11/20)

2019-20 HIGHLIGHTS:

- ♦ Scored 14 points (on 5-of-7 FGs) in 15 MP of action in exhibition at Charlotte.
- ♦ Posted his first regular-season, double-digit scoring output vs. N.C. Central...and flirted with a double-double (8 boards).
- ♦ Made a quick impact in first halves of last two road games. At Florida, scored six points in five first-half minutes. At A&M, put up eight points in eight MP.

CAREER HIGHLIGHTS:

- ♦ **PRIOR TO UGA**, coached by Steve Smith at Oak Hill as a senior where he helped lead the Warriors to a 31-5 record and a runner-up finish in the GEICO Nationals.
- ♦ Ranked as a four-star recruit and one of the nation's top-100 prospects by virtually every scouting service, including No. 64 by both ESPN.com and rivals.com, No. 67 in the 247Sports composite and No. 80 by 247Sports.com.
- ♦ At Oak Hill, averaged 12.4 points, 4.4 rebounds, 1.4 steals, 1.1 assists and 0.9 blocks per game. On the season, shot 55.9 percent from the floor and 77.1 percent from the line.
- ♦ Coached by Caleb Gaither as a junior at Lower Richland High.

▶ GAME-BY-GAME LINESCORES

Opponent	FGs	3FGs	FTs	OR	DR	RB	PF	PT	A	TO	B	S	MP
W. CAROLINA	2-3	0-0	1-4	1	2	3	5	5	0	3	1	0	12
THE CITADEL	1-2	0-0	0-0	2	2	4	2	2	0	3	0	0	16
DELAWARE ST.	2-3	1-2	0-0	1	0	1	0	5	0	2	0	2	8
GA. TECH	0-1	0-0	0-0	0	1	1	2	0	0	1	0	0	6
vs. Dayton	1-3	1-1	3-6	1	2	3	3	6	1	3	0	1	15
vs. Michigan St.	1-2	0-1	0-0	0	0	0	0	2	0	1	0	0	7
vs. Chaminade	1-2	0-1	0-0	0	2	2	2	2	1	1	1	2	9
N.C. CENTRAL	4-5	0-0	3-4	3	5	8	3	11	0	4	0	0	15
at Arizona State	1-2	0-0	1-3	1	0	1	2	3	0	3	0	1	10
SMU	2-2	1-1	0-0	0	1	1	2	5	0	1	0	0	12
GA. SOUTHERN	2-5	0-0	2-3	0	2	2	1	6	0	0	1	0	11
AUSTIN PEAY	2-2	0-0	4-6	1	2	3	3	8	0	0	1	0	12
at Memphis	1-1	1-1	0-0	0	0	0	0	3	0	0	0	0	5
KENTUCKY	2-3	0-1	0-1	0	1	1	2	4	0	1	0	1	11
at Auburn	0-1	0-0	4-7	1	3	4	0	4	1	0	1	1	19
TENNESSEE	1-2	0-0	0-0	0	3	3	1	2	0	0	0	2	18
at Mississippi St.	0-2	0-0	0-0	1	0	1	0	0	0	0	0	0	8
at Kentucky	1-5	0-3	2-3	1	0	1	0	4	0	0	0	0	11
OLE MISS	1-1	0-0	2-2	0	0	0	2	4	0	0	0	1	13
at Missouri	0-2	0-1	0-0	1	2	3	2	0	0	1	0	0	10
TEXAS A&M	0-0	0-0	0-0	0	0	0	1	0	0	0	0	0	5
at Florida	2-4	2-3	2-3	0	0	0	1	8	0	0	1	0	8
ALABAMA	0-0	0-0	0-0	0	0	0	0	0	0	0	0	0	3
S. CAROLINA	0-1	0-1	0-0	0	0	0	0	0	0	0	0	0	3
at Texas A&M	3-5	0-1	2-2	1	1	2	1	8	0	1	0	1	10
AUBURN	DNP												
at Vanderbilt													
at S. Carolina													
ARKANSAS													
FLORIDA													
at LSU													

- ♦ As a junior, averaged 22 points, seven rebounds and three assists for the Diamond Hornets.
- ♦ Coached by Joshua Staley while attending A.C. Flora High as a freshman and sophomore.
- ♦ As a sophomore, averaged 16.3 points and 7.1 rebounds per game en route to earning All-State honors for Class 4A.
- ♦ Helped lead the Falcons to the South Carolina Class 3A state title as a freshman, scoring 15 points in the 2016 state title outing, a 60-50 win over Midland Valley.

▶ OVERALL CAREER STATISTICS

	GP-GS	MP-Avg.	FGs	Pct.	3FGs	Pct.	FTs	Pct.	O+R=Tot.-Avg.	A	TO	BL	ST	PF-D	Pts.-Avg.
2019-20	25-0	257-10.3	30-59	.508	6-17	.353	26-44	.591	15+29=44-1.8	35-1	3	25	6	12	92-3.7
TOTALS	25-0	257-10.3	30-59	.508	6-17	.353	26-44	.591	15+29=44-1.8	35-1	3	25	6	12	92-3.7

▶ SEC CAREER STATISTICS

	GP-GS	MP-Avg.	FGs	Pct.	3FGs	Pct.	FTs	Pct.	O+R=Tot.-Avg.	PF-D	A	TO	BL	ST	Pts.-Avg.
2019-20	12-0	119-9.9	10-26	.385	2-10	.200	12-18	.667	5+10=15-1.3	10-0	1	3	2	6	34-2.8
TOTALS	12-0	119-9.9	10-26	.385	2-10	.200	12-18	.667	5+10=15-1.3	10-0	1	3	2	6	34-2.8

MISCELLANEOUS STATS

	SEA.	CAR.
DOUBLE-DIGIT POINTS:	1	1
DOUBLE-DIGIT REBOUNDS:	0	0
DOUBLE-DOUBLES:	0	0
20-POINT GAMES:	0	0



4 TYREE CRUMP

6-1 • 185 • SR. • BAINBRIDGE, GA. • BAINBRIDGE HIGH SCHOOL • SPORT MANAGEMENT

SEASON & CAREER HIGHS

SEASON		CAREER
16 vs. N.C. Central (12/4/19)	POINTS	25 vs. Texas Southern (12/3/18)
5 vs. Texas A&M (2/15/20)	REBOUNDS	6 vs. Clemson (11/20/18)
5 vs. Ole Miss (1/25/20)		
5 vs. N.C. Central (12/4/19)		
5 vs. W. Carolina (11/5/19)		
4 vs. Austin Peay (12/30/19)	ASSISTS	5 vs. Texas (1/26/19)
4 vs. Delaware St. (11/15/19)		5 vs. Florida (2/14/18)
1 vs. W. Carolina (11/5/19)	BLOCKS	1 vs. W. Carolina (11/5/19)
		1 vs. Ga. State (11/21/18)
		1 vs. Mississippi St. (2/3/18)
		1 vs. USC Upstate (11/14/17)
3 vs. S. Carolina (2/12/20)	STEALS	3 vs. S. Carolina (2/12/20)
3 vs. Delaware St. (11/15/19)		3 vs. Delaware St. (11/15/19)
3 vs. The Citadel (11/12/19)		3 vs. The Citadel (11/12/19)
31 vs. The Citadel (11/12/19)	MINUTES	32 vs. Texas (1/26/19)
6 vs. N.C. Central (12/4/19)	FGs MADE	8 vs. Texas Southern (12/3/18)
15 vs. The Citadel (11/12/19)	FG ATTEMPTS	15 vs. The Citadel (11/12/19)
4 vs. SMU (12/20/19)	3FGs MADE	6 vs. Texas (1/26/19)
4 vs. N.C. Central (12/4/19)		
11 vs. The Citadel (11/12/19)	3FG ATTEMPTS	11 vs. The Citadel (11/12/19)
		11 vs. Texas A&M (2/12/19)
		11 vs. Arkansas (1/29/19)
4 vs. Kentucky (1/21/20)	FTs MADE	6 vs. Arizona St. (12/15/18)
4 vs. W. Carolina (11/5/19)		6 vs. Sam Houston St. (11/16/18)
		6 vs. Morehouse (11/30/16)
4 vs. Kentucky (1/21/20)	FT ATTEMPTS	7 vs. Arizona St. (12/15/18)
4 vs. W. Carolina (11/5/19)		7 vs. Tennessee (2/17/18)

2019-20 HIGHLIGHTS:

- ♦ Notched a career-high three steals in back-to-back outings against The Citadel and Delaware State.
- ♦ Only Bulldog in double digits in the first four games.
- ♦ Of his made FGs, 73.7 percent (42-of-57) have come from behind the 3-point arc. For his career, 169 of 242 made FGs (69.8 percent) at 3s.
- ♦ Among UGA's career leaders in 3-pointers, currently ranks No. 11 in makes (3 from No. 10) and No. 8 in takes (24 from No. 7).

CAREER HIGHLIGHTS:

- ♦ **AS A JUNIOR IN 2018-19**, one of four Bulldogs to see action in all 32 games.
- ♦ Continued his steady progression of increased offensive production...from 3.5 ppg as a freshman to 6.5 ppg as a sophomore and to 9.1 ppg as a junior.
- ♦ **AS A SOPHOMORE IN 2017-18**, played in 31 of 33 games, including a pair of starts at Mississippi State and Vanderbilt.
- ♦ Scored in double figures six times, with five of those coming against SEC opponents.
- ♦ Exploded for what was then a career-high 17 points in upset victory over No. 21 Saint Mary's in the Wooden Legacy. Scored all of those in second half and OT when he was 6-of-10 on FGs and 4-of-6 on 3-pointers.
- ♦ **AS A FRESHMAN IN 2016-17**, selected as UGA's 6th Man of the Year as

chosen in voting of staff and teammates.

- ♦ **PRIOR TO UGA**, coached by Rickey McCullough at Bainbridge High School, where he was a three-time All-State performer for the Bearcats.
- ♦ Tabbed second-team All-Georgia – all-classification – by USA Today as both a junior and a senior.

OVERALL CAREER STATISTICS

	GP-GS	MP-Avg.	FGs	Pct.	3FGs	Pct.	FTs	Pct.	O+R=Tot.-Avg.	PF-D	A	TO	BL	ST	Pts.-Avg.
2016-17	29-1	207-7.1	33-95	.347	19-58	.328	16-18	.889	3+16=19-0.7	10-0	13	14	0	3	101-3.5
2017-18	31-2	460-14.8	61-175	.349	44-133	.331	34-45	.756	0+37=37-1.2	24-0	39	37	2	12	200-6.5
2018-19	32-4	650-20.3	91-243	.374	64-184	.348	46-59	.780	6+49=55-1.7	46-0	47	50	1	12	292-9.1
2019-20	26-14	542-20.8	58-170	.341	42-133	.316	23-27	.852	10+50=60-2.3	29-0	30	30	1	16	181-7.0
TOTALS	118-21	1859-15.8	243-683	.356	169-508	.333	119-149	.799	19+152=171-1.4	109-0	129	131	4	43	774-6.6

SEC CAREER STATISTICS

	GP-GS	MP-Avg.	FGs	Pct.	3FGs	Pct.	FTs	Pct.	O+R=Tot.-Avg.	PF-D	A	TO	BL	ST	Pts.-Avg.
2016-17	15-1	97-6.5	19-46	.413	14-33	.424	7-8	.875	0+12=12-0.8	7-0	7	6	0	0	59-3.9
2017-18	17-2	237-13.9	30-85	.353	23-67	.343	17-25	.680	0+19=19-1.1	15-0	20	20	1	4	100-5.9
2018-19	18-2	355-19.7	45-142	.317	30-105	.286	17-22	.773	5+17=22-1.2	31-0	20	23	0	3	137-7.6
2019-20	13-1	216-16.6	20-64	.313	15-47	.319	14-16	.875	6+21=27-2.1	13-0	10	14	0	7	69-5.3
TOTALS	63-6	905-14.4	114-337	.338	82-252	.325	55-71	.775	11+69=80-1.3	66-0	57	63	1	14	365-5.8

GAME-BY-GAME LINESCORES

Opponent	FGs	3FGs	FTs	OR	DR	RB	PF	PT	A	TO	B	S	MP
W. CAROLINA	* 4-9	3-8	4-4	0	5	5	2	15	1	1	1	0	27
THE CITADEL	* 5-15	2-11	1-1	0	3	3	2	13	2	0	0	3	31
DELAWARE ST.	* 3-8	3-8	1-2	0	1	1	1	10	4	0	0	3	26
GA. TECH	* 4-9	3-7	0-0	0	1	1	1	11	1	2	0	1	26
vs. Dayton	* 0-3	0-3	0-0	0	1	1	1	0	1	2	0	0	23
vs. Michigan St.	* 2-5	2-5	1-2	1	3	4	0	7	2	0	0	0	25
vs. Chaminade	* 4-9	1-4	0-0	2	1	3	0	9	1	1	0	0	20
N.C. CENTRAL	* 6-12	4-10	0-0	1	4	5	2	16	2	2	0	0	29
at Arizona State	* 2-10	2-9	0-0	0	2	2	3	6	0	1	0	1	28
SMU	* 4-10	4-9	0-0	0	2	2	0	12	0	2	0	0	24
GA. SOUTHERN	* 1-7	1-7	0-0	0	2	2	1	3	1	0	0	0	24
AUSTIN PEAY	* 3-7	2-5	0-0	0	3	3	2	8	4	3	0	0	23
at Memphis	* 0-2	0-0	2-2	0	1	1	1	2	1	2	0	1	20
KENTUCKY	* 2-8	1-6	0-0	0	4	4	2	5	0	0	0	0	18
at Auburn	0-2	0-1	0-0	0	1	1	1	0	1	1	0	0	17
TENNESSEE	1-6	1-5	0-0	0	1	1	1	3	1	1	0	0	15
at Mississippi St.	2-5	0-1	0-0	1	2	3	0	4	2	2	0	0	20
at Kentucky	1-4	1-3	4-4	0	3	3	2	7	2	0	0	1	16
OLE MISS	1-8	1-7	2-2	2	3	5	1	5	1	4	0	0	18
at Missouri	4-8	3-4	2-2	1	1	2	1	13	2	2	0	1	21
TEXAS A&M	1-2	1-2	0-0	0	0	0	0	3	0	1	0	0	6
at Florida	0-1	0-1	0-0	0	0	0	0	0	0	0	0	1	14
ALABAMA	2-6	2-6	2-4	0	1	1	3	8	0	1	0	0	22
S. CAROLINA	2-5	2-4	2-2	1	0	1	1	8	1	0	0	3	16
at Texas A&M	3-8	3-7	2-2	1	4	5	1	11	0	1	0	1	21
AUBURN	1-1	0-0	0-0	0	1	1	0	2	0	1	0	0	12
at Vanderbilt													
at S. Carolina													
ARKANSAS													
FLORIDA													
at LSU													

MISCELLANEOUS STATS

	SEA.	CAR.
DOUBLE-DIGIT POINTS:	8	29
DOUBLE-DIGIT REBOUNDS:	0	0
DOUBLE-DOUBLES:	0	0
20-POINT GAMES:	0	2



5 ANTHONY EDWARDS

6-5 • 225 • FR. • ATLANTA, GA. • HOLY SPIRIT PREP • MARKETING

SEASON & CAREER HIGHS

SEASON		CAREER
37 vs. Michigan St. (11/26/19)	POINTS	37 vs. Michigan St. (11/26/19)
15 vs. Texas A&M (2/1/20)	REBOUNDS	15 vs. Texas A&M (2/1/20)
7 vs. Delaware St. (11/15/19)	ASSISTS	7 vs. Delaware St. (11/15/19)
3 vs. Michigan St. (11/26/19)	BLOCKS	3 vs. Michigan St. (11/26/19)
4 vs. Michigan St. (11/26/19)	STEALS	4 vs. Michigan St. (11/26/19)
4 vs. W. Carolina (11/5/19)		4 vs. W. Carolina (11/5/19)
40 vs. Missouri (1/28/20)	MINUTES	40 vs. Missouri (1/28/20)
11 vs. Michigan St. (11/26/19)	FGs MADE	11 vs. Michigan St. (11/26/19)
26 vs. Michigan St. (11/26/19)	FG ATTEMPTS	26 vs. Michigan St. (11/26/19)
7 vs. Michigan St. (11/26/19)	3FGs MADE	7 vs. Michigan St. (11/26/19)
16 vs. Michigan St. (11/26/19)	3FG ATTEMPTS	16 vs. Michigan St. (11/26/19)
8 vs. S. Carolina (2/12/20)	FTs MADE	8 vs. S. Carolina (2/12/20)
8 vs. Miss. State (1/18/20)		8 vs. Miss. State (1/18/20)
8 vs. Michigan St. (11/26/19)		8 vs. Michigan St. (11/26/19)
11 vs. Ga. Tech (11/20/19)	FT ATTEMPTS	11 vs. Ga. Tech (11/20/19)

- ♦ Named to All-Tournament team at Maui Jim Maui Invitational after averaging 22.3 ppg.
- ♦ Tabbed National Freshman of the Week by CBSSports.com and SEC Freshman of the Week on Dec. 2 for his three performances in Maui.
- ♦ Named second-team mid-season All-America by The Sporting News, the only SEC player on the outlet's three-team ledger featuring 15 total players.
- ♦ The nation's freshman scoring leader (18.9 ppg) and one of only three ranked in the top 100.

CAREER HIGHLIGHTS:

- ♦ **PRIOR TO UGA**, coached by Ty Anderson at Holy Spirit, where he was named first-team All-USA by USA Today in 2019.
- ♦ A five-star recruit individually rated as the nation's No. 1 prospect by 247Sports.com, No. 2 in the 247Sports.com composite, No. 3 by rivals.com and No. 4 by ESPN.com.
- ♦ Georgia's highest rated recruit in the internet age. Current L.A. Laker Kentavious Caldwell-Pope, No. 12 in 2011, was the highest ranked prospect in the 247Sports.com composite to play at UGA.
- ♦ Averaged 16.5 points while shooting 60.9 percent (14-of-23) from the floor in the McDonald's and Jordan Brand All-America games.

OVERALL CAREER STATISTICS

	GP-GS	MP-Avg.	FGs	Pct.	3FGs	Pct.	FTs	Pct.	O+R=Tot.-Avg.	PF-D	A	TO	BL	ST	Pts.-Avg.
2019-20	26-26	823-31.7	166-408	.407	60-197	.305	100-132	.758	19+120=139-5.3	54-2	75	71	17	34	492-18.9
TOTALS	26-26	823-31.7	166-408	.407	60-197	.305	100-132	.758	19+120=139-5.3	54-2	75	71	17	34	492-18.9

SEC CAREER STATISTICS

	GP-GS	MP-Avg.	FGs	Pct.	3FGs	Pct.	FTs	Pct.	O+R=Tot.-Avg.	PF-D	A	TO	BL	ST	Pts.-Avg.
2019-20	13-13	440-33.8	83-205	.405	33-112	.295	54-70	.771	11+64=75-5.8	30-1	33	38	9	13	253-19.5
TOTALS	13-13	440-33.8	83-205	.405	33-112	.295	54-70	.771	11+64=75-5.8	30-1	33	38	9	13	253-19.5

2019-20 HIGHLIGHTS:

- ♦ Tabbed preseason All-America by at least four news entities – Sporting News, CBS Sports, Jon Rothstein and The Athletic.
- ♦ Voted preseason first-team All-SEC in balloting of both coaches and media.
- ♦ His 24 points against Western Carolina was the second-most ever by a Bulldog freshman in their debut and the most since Dominique Wilkins' 26 in 1979.
- ♦ Scored the most points ever (53) by a Bulldog freshman in their first two game, bettering Wilkins' mark (47).
- ♦ Exploded for 37 points against No. 3 Michigan State, the No. 11 effort on UGA's all-time single-game scoring list and the most by a Bulldog freshman since Jacky Dorsey's 41 versus LSU on Jan. 20, 1975.

GAME-BY-GAME LINESCORES

Opponent	FGs	3FGs	FTs	OR	DR	RB	PF	PT	A	TO	B	S	MP
W. CAROLINA	* 7-16	4-7	6-8	2	7	9	5	24	3	4	0	4	28
THE CITADEL	* 10-23	2-9	7-9	1	4	5	2	29	4	1	0	3	32
DELAWARE ST.	* 3-7	0-0	0-1	0	2	2	3	6	7	1	0	3	25
GA. TECH	* 5-15	1-3	7-11	1	7	8	1	18	2	3	0	1	31
vs. Dayton	* 2-10	0-5	2-3	0	3	3	2	6	0	3	1	0	28
vs. Michigan St.	* 11-26	7-16	8-8	0	6	6	2	37	2	5	3	4	38
vs. Chaminade	* 8-17	3-8	5-6	2	6	8	1	24	3	5	2	1	31
N.C. CENTRAL	* 8-15	4-8	1-2	0	2	2	0	21	4	1	0	2	26
at Arizona State	* 5-12	0-5	3-4	0	4	4	1	13	2	3	0	2	24
SMU	* 6-17	2-8	2-2	0	5	5	3	16	3	3	1	1	35
GA. SOUTHERN	* 10-20	2-8	1-2	1	2	3	3	23	4	1	0	0	25
AUSTIN PEAY	* 4-8	0-3	1-1	0	4	4	0	9	4	1	1	0	28
at Memphis	* 4-17	2-5	3-5	1	4	5	1	13	4	2	0	0	32
KENTUCKY	* 8-17	3-9	4-5	1	4	5	2	23	2	2	0	0	32
at Auburn	* 6-15	2-9	4-11	2	1	3	3	18	3	3	0	0	30
TENNESSEE	* 7-17	5-10	7-8	0	6	6	1	26	3	2	0	0	32
at Mississippi St.	* 5-16	1-8	8-9	0	2	2	3	19	4	1	0	1	34
at Kentucky	* 7-13	1-3	1-1	0	1	1	5	16	3	5	0	1	33
OLE MISS	* 3-12	3-10	4-4	1	2	3	2	13	1	2	0	0	32
at Missouri	* 9-24	3-12	2-4	1	9	10	2	23	3	2	1	2	40
TEXAS A&M	* 10-21	4-12	5-7	2	13	15	1	29	2	3	1	2	39
at Florida	* 10-17	6-9	6-7	0	6	6	1	32	1	4	2	3	39
ALABAMA	* 5-17	0-6	4-4	4	8	12	4	14	4	2	0	3	36
S. CAROLINA	* 4-13	0-7	8-8	0	2	2	1	16	1	1	1	0	29
at Texas A&M	* 2-7	2-7	0-0	0	4	4	4	6	3	4	2	0	28
AUBURN	* 7-16	3-10	1-2	0	6	6	1	18	3	7	2	1	36
at Vanderbilt													
at S. Carolina													
ARKANSAS													
FLORIDA													
at LSU													

MISCELLANEOUS STATS

	SEA.	CAR.
DOUBLE-DIGIT POINTS:	22	22
DOUBLE-DIGIT REBOUNDS:	3	3
DOUBLE-DOUBLES:	3	3
20-POINT GAMES:	11	11
30-POINT GAMES:	2	2



10 TOUMANI CAMARA

6-8 • 220 • FR. • BRUSSELS, BELGIUM • CHAMINADE-MADONNA (FLA.) PREP • SPORT MANAGEMENT

SEASON & CAREER HIGHS

SEASON		CAREER
16 vs. Ga. Southern (12/23/19)	POINTS	16 vs. Ga. Southern (12/23/19)
9 vs. Austin Peay (12/30/19)	REBOUNDS	9 vs. Austin Peay (12/30/19)
3 vs. Delaware St. (11/15/19)	ASSISTS	3 vs. Delaware St. (11/15/19)
2 vs. Missouri (1/28/20)	BLOCKS	2 vs. Missouri (1/28/20)
3 vs. Auburn (2/19/20)	STEALS	3 vs. Auburn (2/19/20)
3 vs. N.C. Central (12/4/19)		3 vs. N.C. Central (12/4/19)
34 vs. SMU (12/20/19)	MINUTES	34 vs. SMU (12/20/19)
8 vs. Ga. Southern (12/23/19)	FGs MADE	8 vs. Ga. Southern (12/23/19)
9 vs. Alabama (2/8/20)	FG ATTEMPTS	9 vs. Alabama (2/8/20)
9 vs. Missouri (1/28/20)		9 vs. Missouri (1/28/20)
9 vs. Miss. State (1/18/20)		9 vs. Miss. State (1/18/20)
9 vs. Austin Peay (12/30/19)		9 vs. Austin Peay (12/30/19)
2 vs. Memphis (1/4/20)	3FGs MADE	2 vs. Memphis (1/4/20)
3 vs. Alabama (2/8/20)	3FG ATTEMPTS	3 vs. Alabama (2/8/20)
3 vs. Kentucky (1/21/20)		3 vs. Kentucky (1/21/20)
10 vs. Auburn (2/19/20)	FTs MADE	10 vs. Auburn (2/19/20)
12 vs. Auburn (2/19/20)	FT ATTEMPTS	12 vs. Auburn (2/19/20)

2019-20 HIGHLIGHTS:

- ◇ Started both exhibition games.
- ◇ Chipped in nicely in Maui, averaging 6.7 ppg and 3.7 rpg while shooting 58.3 percent from the floor.
- ◇ Earned his first career start against SMU. Became the third member of UGA's celebrated freshman class to start this season.
- ◇ Perfect from the field en route to a career-high 16 points against Georgia Southern. In the process: 1) the first UGA player to be perfect on FGs while attempting at least eight shots since Jonas Hayes vs. Florida A&M on Dec. 2, 2003 and 2) just the fourth player from a Power 5 conference this season to make every FG while putting up at least eight FGAs.
- ◇ Entered the Auburn game on Feb. 19 shooting 56.1 percent from the line but converted on 10-of-12 FTs against the Tigers.

▶ GAME-BY-GAME LINESCORES

Opponent	FGs	3FGs	FTs	OR	DR	RB	PF	PT	A	TO	B	S	MP
W. CAROLINA	1-3	0-1	0-0	1	2	3	1	2	1	3	1	1	15
THE CITADEL	1-2	0-1	1-2	1	0	1	1	3	0	0	0	0	10
DELAWARE ST.	1-3	1-1	2-3	1	2	3	0	5	3	0	0	1	13
GA. TECH	1-2	0-0	1-2	1	1	2	3	3	0	0	0	0	15
vs. Dayton	3-5	0-1	1-2	1	1	2	4	7	0	1	0	2	13
vs. Michigan St.	2-2	0-0	0-0	1	3	4	3	4	0	0	0	0	13
vs. Chaminade	2-5	0-0	5-7	4	1	5	1	9	1	3	1	0	25
N.C. CENTRAL	2-5	0-1	2-2	3	2	5	1	6	2	2	1	3	19
at Arizona State	0-4	0-1	2-5	2	3	5	2	2	0	0	1	0	21
SMU	* 2-4	0-0	0-0	2	4	6	3	4	2	3	1	1	35
GA. SOUTHERN	* 8-8	0-0	0-0	1	6	7	2	16	1	0	1	2	32
AUSTIN PEAY	* 4-9	0-2	0-0	1	8	9	1	8	1	3	1	1	24
at Memphis	* 3-5	2-2	0-0	1	4	5	4	8	0	4	1	0	28
KENTUCKY	* 2-4	0-1	1-4	0	6	6	3	5	0	0	1	0	32
at Auburn	* 2-5	0-0	1-2	3	2	5	5	5	0	2	1	1	22
TENNESSEE	* 3-5	0-1	2-4	2	3	5	1	8	1	1	1	0	29
at Mississippi St.	* 5-9	0-1	0-1	1	0	1	4	10	2	1	0	0	26
at Kentucky	* 4-8	0-3	2-3	3	0	3	3	10	0	2	0	0	30
OLE MISS	* 1-5	0-0	1-2	1	3	4	1	3	0	1	0	0	24
at Missouri	* 5-9	0-2	2-2	1	1	2	1	12	2	5	2	0	30
TEXAS A&M	* 1-5	0-1	0-0	1	5	6	1	2	0	2	1	1	33
at Florida	* 2-7	0-0	0-0	2	1	3	5	4	0	0	0	0	25
ALABAMA	* 6-9	0-3	0-0	3	2	5	1	12	0	1	0	0	23
S. CAROLINA	* 0-4	0-1	0-0	1	3	4	2	0	0	6	0	2	19
at Texas A&M	* 3-5	0-0	0-0	2	3	5	5	6	1	3	0	0	21
AUBURN	* 1-6	0-2	10-12	5	3	8	3	12	1	0	1	3	33
at Vanderbilt													
at S. Carolina													
ARKANSAS													
FLORIDA													
at LSU													

- ◇ Significant uptick in minutes and contributions...from 13.2 mpg, 4.0 ppg, 2.5 rpg in first six contests of the season to 26.5 mpg, 7.1 ppg and 5.0 rpg since then.
- ◇ One double-digit outing in the first 16 games...five in the last 10 contests.

CAREER HIGHLIGHTS:

- ◇ **PRIOR TO UGA**, coached by Andre Torres for two seasons at Chaminade-Madonna, where he was named first-team All-State for Class 5A by the Florida Association of Basketball Coaches as a senior.
- ◇ A consensus four-star recruit and individual ranked among the nation's top prospects as No. 97 in the 247Sports.com composite and No. 98 by ESPN.com. Exploded on the national scene in the summer of 2018, going from unranked to a consensus top-150 prospect...and continued to eventually ascend into the top 100.
- ◇ As a senior, averaged a double-double of 24.3 points and 10.4 boards, as well as 2.6 assists, 1.8 steals and 1.4 blocks per game for the Lions.
- ◇ Helped Belgium finish seventh at the 2016 U16 European Championships, going 4-1 in group play before losing to Slovenia, 83-81, in the quarterfinals.

▶ OVERALL CAREER STATISTICS

	GP-GS	MP-Avg.	FGs	Pct.	3FGs	Pct.	FTs	Pct.	O+R=Tot.-Avg.	PF-D	A	TO	BL	ST	Pts.-Avg.
2019-20	26-17	610-23.5	65-138	.471	3-25	.120	33-53	.623	45+69=114-4.4	61-3	18	43	15	18	166-6.4
TOTALS	26-17	610-23.5	65-138	.471	3-25	.120	33-53	.623	45+69=114-4.4	61-3	18	43	15	18	166-6.4

▶ SEC CAREER STATISTICS

	GP-GS	MP-Avg.	FGs	Pct.	3FGs	Pct.	FTs	Pct.	O+R=Tot.-Avg.	PF-D	A	TO	BL	ST	Pts.-Avg.
2019-20	13-13	347-26.7	35-81	.432	0-15	.000	19-30	.633	25+32=57-4.4	35-3	7	24	7	7	89-6.8
TOTALS	13-13	347-26.7	35-81	.432	0-15	.000	19-30	.633	25+32=57-4.4	35-3	7	24	7	7	89-6.8

MISCELLANEOUS STATS

	SEA.	CAR.
DOUBLE-DIGIT POINTS:	6	6
DOUBLE-DIGIT REBOUNDS:	0	0
DOUBLE-DOUBLES:	0	0
20-POINT GAMES:	0	0



11 JAXON ETTER

6-4 • 205 • FR. • WOODSTOCK, GA. • ETOWAH HIGH SCHOOL • FINANCE

SEASON & CAREER HIGHS

SEASON		CAREER
-	POINTS	-
1 vs. N.C. Central (12/4/19)	REBOUNDS	1 vs. N.C. Central (12/4/19)
-	ASSISTS	-
-	BLOCKS	-
1 vs. Dayton (11/25/19)	STEALS	1 vs. Dayton (11/25/19)
3 vs. S. Carolina (2/12/20)	MINUTES	3 vs. S. Carolina (2/12/20)
3 vs. Miss. State (1/18/20)		3 vs. Miss. State (1/18/20)
3 vs. Austin Peay (12/30/19)		3 vs. Austin Peay (12/30/19)
3 vs. N.C. Central (12/4/19)		3 vs. N.C. Central (12/4/19)
-	FGs MADE	-
1 vs. Delaware St. (11/15/19)	FG ATTEMPTS	1 vs. Delaware St. (11/15/19)
-	3FGs MADE	-
1 vs. Delaware St. (11/15/19)	3FG ATTEMPTS	1 vs. Delaware St. (11/15/19)
-	FTs MADE	-
-	FT ATTEMPTS	-

2019-20 HIGHLIGHTS:

- Logged his first regular-season action in the closing moments of the Delaware State game.
- Grabbed a steal against Dayton in the Maui Jim Maui Invitational.

CAREER HIGHLIGHTS:

- PRIOR TO UGA**, coached by Jason Dasinger as a junior and senior at Etowah and by Allen Whitehart during his sophomore season.
- Named All-State by the Atlanta Journal-Constitution in both 2018 and 2019, earning second-team honors as a junior and honorable mention status as a senior.
- Helped lead Etowah to three consecutive Region titles.
- Named both Cherokee Tribune Player of the Year and Region Player of the Year in both 2018 and 2019.

- Scored 1,505 points in his career at Etowah, one of the top-5 point tallies in school history.
- Also tabbed first-team All-Region and All-County in 2017, 2018 and 2019.
- Named team MVP of the 2018 GACA All-Star game after recording 23 points, three rebounds, three assists and three steals for the South in a 118-106 victory.
- As a senior, averaged 21.3 points, 6.7 rebounds, 3.5 assists, 3.2 steals and 1.8 charges per game for the Eagles, who finished 18-10.

▶ GAME-BY-GAME LINESCORES

Opponent	FGs	3FGs	FTs	OR	DR	RB	PF	PT	A	TO	B	S	MP
W. CAROLINA	DNP												
THE CITADEL	DNP												
DELAWARE ST.	0-1	0-1	0-0	0	0	0	0	0	0	0	0	0	2
GA. TECH	DNP												
vs. Dayton	0-0	0-0	0-0	0	0	0	0	0	0	0	0	1	2
vs. Michigan St.	DNP												
vs. Chaminade	DNP												
N.C. CENTRAL	0-0	0-0	0-0	0	1	1	0	0	0	0	0	0	3
at Arizona State	0-0	0-0	0-0	0	0	0	0	0	0	0	0	0	1
SMU	DNP												
GA. SOUTHERN	DNP												
AUSTIN PEAY	0-0	0-0	0-0	0	0	0	1	0	0	0	0	0	3
at Memphis	DNP												
KENTUCKY	DNP												
at Auburn	0-0	0-0	0-0	0	0	0	0	0	0	0	0	0	1
TENNESSEE	DNP												
at Mississippi St.	0-0	0-0	0-0	0	0	0	0	0	0	0	0	0	3
at Kentucky	DNP												
OLE MISS	DNP												
at Missouri	DNP												
TEXAS A&M	DNP												
at Florida	DNP												
ALABAMA	DNP												
S. CAROLINA	0-0	0-0	0-0	0	0	0	1	0	0	0	0	0	3
at Texas A&M	DNP												
AUBURN	DNP												
at Vanderbilt													
at S. Carolina													
ARKANSAS													
FLORIDA													
at LSU													

▶ OVERALL CAREER STATISTICS

	GP-GS	MP-Avg.	FGs	Pct.	3FGs	Pct.	FTs	Pct.	O+R=Tot.-Avg.	PF-D	A	TO	BL	ST	Pts.-Avg.
2019-20	8-0	18-2.3	0-1	.000	0-1	.000	0-0	.000	0+1=1-0.1	2-0	0	0	0	1	0-0.0
TOTALS	8-0	18-2.3	0-1	.000	0-1	.000	0-0	.000	0+1=1-0.1	2-0	0	0	0	1	0-0.0

▶ SEC CAREER STATISTICS

	GP-GS	MP-Avg.	FGs	Pct.	3FGs	Pct.	FTs	Pct.	O+R=Tot.-Avg.	PF-D	A	TO	BL	ST	Pts.-Avg.
2019-20	3-0	7-2.3	0-0	.000	0-0	.000	0-0	.000	0+0=0-0.0	1-0	0	0	0	0	0-0.0
TOTALS	3-0	7-2.3	0-0	.000	0-0	.000	0-0	.000	0+0=0-0.0	1-0	0	0	0	0	0-0.0

MISCELLANEOUS STATS

	SEA.	CAR.
DOUBLE-DIGIT POINTS:	0	0
DOUBLE-DIGIT REBOUNDS:	0	0
DOUBLE-DOUBLES:	0	0
20-POINT GAMES:	0	0



14^{TYE} FAGAN

6-3 • 185 • SOPH. • LOGTOWN, GA. • UPSON-LEE HIGH SCHOOL • EXERCISE & SPORT SCIENCE

SEASON & CAREER HIGHS

SEASON		CAREER
15 vs. Arizona St. (12/14/19)	POINTS	15 vs. Arizona St. (12/14/19)
5 vs. Delaware St. (11/15/19)	REBOUNDS	6 vs. Texas Southern (12/3/18)
4 vs. W. Carolina (11/5/19)	ASSISTS	4 vs. W. Carolina (11/5/19) 4 vs. Texas Southern (12/3/18) 4 vs. Savannah St. (11/9/18)
2 vs. Alabama (2/8/20) 2 vs. W. Carolina (11/5/19)	BLOCKS	9 vs. Alabama (2/8/20) 2 vs. W. Carolina (11/5/19)
2 vs. Auburn (1/11/20) 2 vs. Ga. Tech (11/20/19)	STEALS	2 vs. Auburn (1/11/20) 2 vs. Ga. Tech (11/20/19)
19 vs. Arizona St. (12/14/19)	MINUTES	36 vs. Illinois St. (11/19/18)
6 vs. Arizona St. (12/14/19)	FGs MADE	6 vs. Arizona St. (12/14/19)
10 vs. Arizona St. (12/14/19)	FG ATTEMPTS	10 vs. Arizona St. (12/14/19)
2 vs. Texas A&M (2/15/20)	3FGs MADE	2 vs. Texas A&M (2/15/20)
3 vs. Texas A&M (2/15/20)	3FG ATTEMPTS	3 vs. Texas A&M (2/15/20)
3 vs. Auburn (1/11/20) 3 vs. Arizona St. (12/14/19)	FTs MADE	4 vs. Temple (11/13/18)
5 vs. Auburn (1/11/20)	FT ATTEMPTS	5 vs. Auburn (1/11/20)

2019-20 HIGHLIGHTS:

- ◊ In UGA's two exhibition outings, was perfect from the field (4-of-4) and the line (3-of-3).
- ◊ Posted a career-high and a team-high 11 points on a perfect shooting effort (5-of-5 FGs & 1-of-1 3FGs) from the field against Dayton.
- ◊ Upped that career-most effort to 15 points at Arizona State, where he scored 11 second-half points in 10 minutes.
- ◊ Has scored in double figures three times this season. In those outings, has hit 81.0 percent (17-of-21) of FGs.

CAREER HIGHLIGHTS:

- ◊ AS A FRESHMAN IN 2018-19, played time in 31 of 32 games, with three starts in the Cayman Islands Classic.
- ◊ Posted his best scoring efforts (eight points) in three-straight early-season outings – at Temple, vs. Sam Houston State and vs.

▶ GAME-BY-GAME LINESCORES

Opponent	FGs	3FGs	FTs	OR	DR	RB	PF	PT	A	TO	B	S	MP
W. CAROLINA	3-3	0-0	0-0	1	0	1	1	6	4	0	2	1	15
THE CITADEL	0-1	0-0	1-2	0	0	0	0	1	0	0	1	0	10
DELAWARE ST.	1-3	0-1	1-1	2	3	5	0	3	2	0	0	1	14
GA. TECH	1-1	0-0	0-0	0	1	1	0	2	0	1	0	2	7
vs. Dayton	5-5	1-1	0-0	0	2	2	0	11	0	1	0	0	12
vs. Michigan St.	1-3	0-0	0-0	0	0	0	0	2	0	1	0	0	7
vs. Chaminade	1-2	0-0	0-0	1	1	2	1	2	0	0	1	0	9
N.C. CENTRAL	1-4	0-0	1-2	1	1	2	2	3	1	2	0	0	11
at Arizona State	6-10	0-1	3-3	2	2	4	1	15	0	0	0	1	19
SMU	2-5	0-1	0-0	3	1	4	1	4	1	0	1	0	19
GA. SOUTHERN	0-1	0-1	0-0	0	1	1	0	0	0	1	0	0	5
AUSTIN PEAY	0-0	0-0	0-0	0	2	2	0	0	0	0	0	0	10
at Memphis	0-0	0-0	0-0	0	0	0	0	0	0	0	1	0	11
KENTUCKY	2-3	0-0	1-1	0	1	1	2	5	1	1	0	1	8
at Auburn	2-4	0-2	3-5	0	0	0	0	7	0	1	0	2	15
TENNESSEE	1-2	0-0	0-0	0	0	0	0	2	0	2	0	1	9
at Mississippi St.	1-2	0-0	2-4	2	0	2	0	4	0	0	0	0	7
at Kentucky	6-6	1-1	1-1	1	0	1	1	14	0	1	0	1	15
OLE MISS	0-2	0-0	0-0	1	0	1	1	0	0	0	1	0	11
at Missouri	1-1	0-0	0-0	0	1	1	1	2	2	0	0	0	5
TEXAS A&M	1-2	1-1	0-0	1	1	2	0	3	0	1	0	0	10
at Florida	0-0	0-0	0-0	0	3	3	0	0	0	0	0	0	9
ALABAMA	4-7	0-1	0-2	3	0	3	0	8	2	0	2	1	21
S. CAROLINA	2-6	0-2	2-2	1	2	3	1	6	0	1	0	0	15
at Texas A&M	3-4	2-3	0-0	0	1	1	0	8	0	1	0	1	12
AUBURN	0-2	0-1	0-0	1	0	1	0	0	0	0	0	0	4
at Vanderbilt													
at S. Carolina													
ARKANSAS													
FLORIDA													
at LSU													

- Illinois State. Combined to shoot 72.7 percent (8-of-11) from the field in those contests.
- ◊ The loss at Temple on Nov. 13 was his first representing his school in 66 games...dating back to his sophomore year at Upson Lee High School. Prior to setback in Philly, Fagan's last "L" was on Feb. 17, 2016...amazingly, a span of exactly 1,000 days between setbacks.
 - ◊ Knocked down a 3-pointer from the left corner with 11:38 left at Florida to put Georgia up 41-39...the Bulldogs never trailed thereafter.
 - ◊ PRIOR TO UGA, coached by Darrell Lockhart at Upson-Lee where he was named the Class 4A State Player of the Year as both a junior and a senior after leading the Knights to back-to-back state titles and a combined 63-0 record in consecutive undefeated seasons.
 - ◊ Scored a school-record 2,038 points for Upson-Lee.

▶ OVERALL CAREER STATISTICS

	GP-GS	MP-Avg.	FGs	Pct.	3FGs	Pct.	FTs	Pct.	O+R=Tot.-Avg.	PF-D	A	TO	BL	ST	Pts.-Avg.
2018-19	31-3	355-11.5	32-63	.508	4-12	.333	10-10	1.000	16+31=47-1.5	14-0	22	29	6	6	78-2.5
2019-20	26-0	290-11.2	44-79	.557	5-16	.313	15-23	.652	20+23=43-1.7	12-0	13	14	9	12	108-4.2
TOTALS	57-3	645-11.3	76-142	.535	9-28	.321	25-33	.758	36+54=90-1.6	26-0	35	43	15	18	186-3.3

▶ SEC CAREER STATISTICS

	GP-GS	MP-Avg.	FGs	Pct.	3FGs	Pct.	FTs	Pct.	O+R=Tot.-Avg.	PF-D	A	TO	BL	ST	Pts.-Avg.
2018-19	18-0	141-7.8	9-25	.360	2-4	.500	2-2	1.000	5+13=18-1.0	5-0	5	8	1	2	22-1.2
2019-20	13-0	141-10.8	23-41	.561	4-11	.364	9-15	.600	10+9=19-1.5	6-0	5	8	3	7	59-4.5
TOTALS	31-0	282-9.1	32-66	.485	6-15	.400	11-17	.647	15+22=37-1.2	11-0	10	16	4	9	81-2.6

MISCELLANEOUS STATS

	SEA.	CAR.
DOUBLE-DIGIT POINTS:	3	3
DOUBLE-DIGIT REBOUNDS:	0	0
DOUBLE-DOUBLES:	0	0
20-POINT GAMES:	0	0



15 SAHVIR WHEELER

5-10 • 180 • FR. • HOUSTON, TEXAS • HOUSTON CHRISTIAN HIGH SCHOOL • FINANCE

SEASON & CAREER HIGHS

SEASON		CAREER
24 vs. Alabama (2/8/20)	POINTS	24 vs. Alabama (2/8/20)
5 vs. Texas A&M (2/15/20)	REBOUNDS	5 vs. Texas A&M (2/15/20)
5 vs. Michigan St. (11/26/19)		5 vs. Michigan St. (11/26/19)
8 vs. Alabama (2/8/20)	ASSISTS	8 vs. Alabama (2/8/20)
8 vs. SMU (12/20/19)		8 vs. SMU (12/20/19)
8 vs. The Citadel (11/12/19)		8 vs. The Citadel (11/12/19)
-	BLOCKS	-
3 vs. Kentucky (1/7/20)	STEALS	3 vs. Kentucky (1/7/20)
42 vs. Alabama (2/8/20)	MINUTES	42 vs. Alabama (2/8/20)
9 vs. Alabama (2/8/20)	FGs MADE	9 vs. Alabama (2/8/20)
16 vs. Alabama (2/8/20)	FG ATTEMPTS	16 vs. Alabama (2/8/20)
3 vs. Alabama (2/8/20)	3FGs MADE	3 vs. Alabama (2/8/20)
5 vs. Auburn (2/19/20)	3FG ATTEMPTS	5 vs. Auburn (2/19/20)
5 vs. Alabama (2/8/20)		5 vs. Alabama (2/8/20)
3 vs. SMU (12/20/19)		3 vs. SMU (12/20/19)
7 vs. W. Carolina (11/5/19)	FTs MADE	7 vs. W. Carolina (11/5/19)
8 vs. W. Carolina (11/5/19)	FT ATTEMPTS	8 vs. W. Carolina (11/5/19)

2019-20 HIGHLIGHTS:

- ♦ Scored 18 points in the opener, equaling the third-most ever by a UGA freshman in their debut, trailing only Dominique Wilkins (26) and Anthony Edwards (24) and tying Terry Fair (19 in 1979).
- ♦ Flirted with a double-double against The Citadel, with 10 points and eight assists.
- ♦ Came up huge with a couple of layups at the end of both overtime periods versus SMU. Scored with four seconds left in the first period to tie the score and extend the game. Split two defenders and scored with 1.9 seconds remaining in second OT to secure the victory.
- ♦ Named SEC Freshman of the Week on Dec. 23 for his effort against SMU.
- ♦ Earned his first start – the fourth of Georgia's freshman to earn the nod this season – at Auburn.

▶ GAME-BY-GAME LINESCORES

Opponent	FGs	3FGs	FTs	OR	DR	RB	PF	PT	A	TO	B	S	MP
W. CAROLINA	6-7	0-0	7-8	0	3	3	1	19	3	0	0	0	29
THE CITADEL	4-6	0-1	2-3	0	2	2	4	10	8	2	0	1	22
DELAWARE ST.	2-5	0-2	3-6	0	2	2	3	7	7	2	0	1	18
GA. TECH	2-4	0-0	0-0	0	2	2	3	4	4	2	0	1	22
vs. Dayton	3-7	0-1	1-3	0	2	2	3	7	4	3	0	1	28
vs. Michigan St.	4-7	1-2	1-2	1	4	5	4	10	4	3	0	0	24
vs. Chaminade	4-6	1-1	0-0	0	2	2	1	9	1	3	0	2	30
N.C. CENTRAL	2-6	0-2	0-0	0	3	3	2	4	6	2	0	2	25
at Arizona State	4-8	0-1	0-1	2	2	4	1	8	4	5	0	1	28
SMU	4-9	1-3	0-0	0	1	1	4	9	8	3	0	2	34
GA. SOUTHERN	4-5	0-1	0-1	2	2	4	4	8	7	4	0	1	32
AUSTIN PEAY	3-5	1-1	0-0	0	2	2	4	7	6	4	0	0	25
at Memphis	4-8	1-2	1-2	1	2	3	1	10	7	3	0	2	23
KENTUCKY	1-5	0-1	6-7	1	0	1	1	8	3	4	0	3	22
at Auburn	* 2-6	0-0	2-2	0	1	1	4	6	3	3	0	0	27
TENNESSEE	* 2-7	1-1	0-0	0	2	2	3	5	4	1	0	1	23
at Mississippi St.	* 1-2	0-0	0-0	1	0	1	2	2	1	0	0	2	21
at Kentucky	* 0-3	0-0	0-0	0	2	2	4	0	1	1	0	0	17
OLE MISS	* 3-8	0-1	5-6	1	2	3	3	11	2	3	0	1	32
at Missouri	DNP - Inj.												
TEXAS A&M	* 3-9	1-3	2-4	2	2	4	4	9	5	6	0	2	32
at Florida	* 6-8	0-0	4-4	0	2	2	3	16	4	4	0	1	36
ALABAMA	* 9-16	3-5	3-3	0	1	1	4	24	8	6	0	1	42
S. CAROLINA	* 1-6	0-2	2-4	0	3	3	2	4	2	4	0	0	27
at Texas A&M	* 2-6	1-3	4-5	3	2	5	3	9	7	5	0	0	33
AUBURN	* 5-11	1-5	2-5	0	4	4	1	13	4	3	0	0	32
at Vanderbilt													
at S. Carolina													
ARKANSAS													
FLORIDA													
at LSU													

- ♦ Missed the Missouri game due to upper body injury suffered on Monday in practice before the team traveled to Columbia.
- ♦ In first three games after returning to action, averaged 16.3 ppg, 5.7 apg and 36.7 mpg.
- ♦ Ranked No. 89 nationally – and sixth among D-I freshmen – in assists (4.5 apg).

CAREER HIGHLIGHTS:

- ♦ **PRIOR TO UGA**, coached by Ron Crandall at Houston Christian, where he led the Mustangs to back-to-back Southwest Preparatory state titles in 2018 and 2019.
- ♦ Selected as a co-MVP of the 2019 Big Baller Brand All-America game, where he scored 34 points and dished out eight assists.
- ♦ Tabbed a four-star recruit by both ESPN.com, rivals.com and the 247Sports.com composite. ESPN listed him as the No. 79 overall prospect nationally, while rivals.com had him at No. 88 and the 247Sports.com composite ranked him No. 95.
- ♦ Houston Christian was a combined 61-13 during his junior (31-5) and seniors (30-8) seasons.
- ♦ Almost averaged a triple-double during the Mustangs' 2019 state tourney run, contributing 18 points, 10 assists and eight boards per game.

▶ OVERALL CAREER STATISTICS

	GP-GS	MP-Avg.	FGs	Pct.	3FGs	Pct.	FTs	Pct.	O+R=Tot.-Avg.	PF-D	A	TO	BL	ST	Pts.-Avg.
2019-20	25-11	684-27.4	81-170	.476	12-38	.316	45-66	.682	14+50=64-2.6	69-0	113	76	0	24	219-8.8
TOTALS	25-11	684-27.4	81-170	.476	12-38	.316	45-66	.682	14+50=64-2.6	69-0	113	76	0	24	219-8.8

▶ SEC CAREER STATISTICS

	GP-GS	MP-Avg.	FGs	Pct.	3FGs	Pct.	FTs	Pct.	O+R=Tot.-Avg.	PF-D	A	TO	BL	ST	Pts.-Avg.
2019-20	12-11	344-28.7	35-87	.402	7-21	.333	30-40	.750	8+21=29-2.4	34-0	44	40	0	11	107-8.9
TOTALS	12-11	344-28.7	35-87	.402	7-21	.333	30-40	.750	8+21=29-2.4	34-0	44	40	0	11	107-8.9

MISCELLANEOUS STATS

	SEA.	CAR.
DOUBLE-DIGIT POINTS:	8	8
DOUBLE-DIGIT REBOUNDS:	0	0
DOUBLE-DOUBLES:	0	0
20-POINT GAMES:	1	1



20 RAYSHAUN HAMMONDS

6-9 • 235 • JR. • NORCROSS, GA. • NORCROSS HIGH SCHOOL • COMMUNICATION STUDIES

SEASON & CAREER HIGHS

SEASON		CAREER
26 vs. Ga. Tech (11/20/19)	POINTS	31 vs. Illinois St. (11/19/18)
26 vs. Delaware St. (11/15/19)		
14 vs. Delaware St. (11/15/19)	REBOUNDS	14 vs. Delaware St. (11/15/19)
4 vs. Ole Miss (1/25/20)	ASSISTS	5 vs. St. Mary's (11/26/17)
4 vs. The Citadel (11/12/19)		
2 vs. Miss. State (1/18/20)	BLOCKS	2 vs. Miss. State (1/18/20)
2 vs. SMU (12/20/19)		2 vs. SMU (12/20/19)
		2 vs. Vanderbilt (1/9/19)
		2 vs. Florida (2/14/18)
3 vs. Memphis (1/4/20)	STEALS	3 Six Times, last vs. Memphis (1/4/20)
3 vs. Arizona St. (12/14/19)		
3 vs. The Citadel (11/12/19)		
37 vs. SMU (12/20/19)	MINUTES	37 vs. SMU (12/20/19)
11 vs. Ga. Tech (11/20/19)	FGs MADE	11 vs. Ga. Tech (11/20/19)
11 vs. Delaware St. (11/15/19)		11 vs. Delaware St. (11/15/19)
		11 vs. Illinois St. (11/19/18)
21 vs. Ga. Tech (11/20/19)	FG ATTEMPTS	22 vs. Illinois St. (11/19/18)
3 vs. Tennessee (1/15/20)	3FGs MADE	3 vs. Tennessee (1/15/20)
3 vs. SMU (12/20/19)		3 vs. SMU (12/20/19)
		3 Arizona St. (12/15/18)
7 vs. SMU (12/20/19)	3FG ATTEMPTS	7 vs. SMU (12/20/19)
4 vs. Kentucky (12/1/20)	FTs MADE	8 Massachusetts (12/30/18)
4 vs. Tennessee (1/15/20)		8 vs. Illinois St. (11/19/18)
4 vs. Kentucky (1/7/20)		
4 vs. SMU (12/20/19)		
4 vs. N.C. Central (12/4/19)		
7 vs. SMU (12/20/19)	FT ATTEMPTS	9 Massachusetts (12/30/18)
		9 vs. Illinois St. (11/19/18)
		9 LSU (2/24/18)

2019-20 HIGHLIGHTS:

- ♦ Exploded for back-to-back 26-point performances against Delaware State and Georgia Tech. Hot early in those outings, scoring 17 first-half points versus the Hornets and 19 against the Jackets while shooting a combined 75.0 percent (15-of-20) from the field.
- ♦ Four double-doubles and five 20-point games in '19-20... vs. two of each in 52 GPs as a freshman and sophomore.

CAREER HIGHLIGHTS:

- ♦ **AS A SOPHOMORE IN 2018-19**, started the first 27 games prior to a foot injury.
- ♦ Despite playing virtually the same number of minutes as he did as a freshman (24.2 mpg to 24.3 mpg), upped his offensive production from 6.7 ppg to 12.1 ppg.
- ♦ Exploded for a career-high 31 points against Illinois State in the Cayman Islands Classic. Was the only SEC player to have a 30-point, 0 TO performance during the 2018-19 season.
- ♦ Injured his right foot at Ole Miss. Logged the first career DNP in the next game (Auburn), snapping a streak of 31 straight starts that dated back to the 2018 regular-season finale at Tennessee. Returned to play five minutes at Florida, but then underwent season-ending surgery on March 7.
- ♦ **AS A FRESHMAN IN 2017-18**, played in all 33 games and started 26 contests.
- ♦ Notched double-digit scoring outputs in 13 games overall and eight against SEC opposition, including four of six versus ranked league foes.

- ♦ Became the first UGA freshman to start a season opener since current L.A. Laker Kentavious Caldwell-Pope in 2011-12.

▶ GAME-BY-GAME LINESCORES

Opponent	FGs	3FGs	FTs	OR	DR	RB	PF	PT	A	TO	B	S	MP
W. CAROLINA	* 2-12	0-4	3-4	4	8	12	3	7	1	1	1	2	30
THE CITADEL	* 4-8	0-0	2-5	1	8	9	1	10	4	1	1	3	26
DELAWARE ST.	* 11-14	1-2	3-3	2	12	14	1	26	2	1	0	0	24
GA. TECH	* 11-21	2-4	2-3	5	4	9	4	26	0	1	0	2	30
vs. Dayton	* 2-4	1-2	0-0	2	2	4	5	5	1	3	0	0	14
vs. Michigan St.	* 5-10	2-5	1-2	1	3	4	4	13	2	2	0	2	22
vs. Chaminade	* 5-13	0-1	2-2	5	5	10	3	12	1	2	0	0	24
N.C. CENTRAL	* 7-12	1-3	4-4	4	5	9	1	19	1	2	1	1	20
at Arizona State	* 1-9	0-4	2-4	2	6	8	3	4	3	4	0	3	25
SMU	* 7-15	3-7	4-7	3	8	11	3	21	2	3	2	0	37
GA. SOUTHERN	* 4-7	0-1	0-0	3	7	10	2	8	1	2	1	0	23
AUSTIN PEAY	* 8-12	1-2	0-1	1	5	6	4	17	1	4	0	0	26
at Memphis	* 7-18	1-5	0-0	2	10	12	4	15	2	2	1	3	35
KENTUCKY	* 2-9	1-5	4-5	1	3	4	5	9	0	1	0	0	24
at Auburn	* 4-10	2-4	2-3	2	7	9	4	12	1	2	0	2	27
TENNESSEE	* 7-10	3-3	4-5	2	3	5	2	21	0	2	0	1	25
at Mississippi St.	* 4-11	2-5	0-0	1	3	4	3	10	1	0	2	0	34
at Kentucky	* 5-15	2-6	4-5	4	4	8	3	16	2	1	1	0	35
OLE MISS	* 1-8	0-1	2-6	2	3	5	2	4	4	0	0	1	30
at Missouri	* 0-1	0-1	0-0	0	2	2	4	0	0	1	1	0	33
TEXAS A&M	* 3-8	1-4	1-1	1	4	5	3	8	2	3	0	0	28
at Florida	* 4-11	1-6	0-2	0	5	5	4	9	0	0	0	1	28
ALABAMA	* 8-16	1-3	3-3	1	3	4	4	20	1	0	1	1	26
S. CAROLINA	* 2-6	0-2	1-4	0	3	3	1	5	2	3	0	0	28
at Texas A&M	* 6-9	1-3	2-3	2	5	7	5	15	3	2	0	0	35
AUBURN	* 5-8	2-2	1-3	3	5	8	4	13	1	2	0	1	28
at Vanderbilt													
at S. Carolina													
ARKANSAS													
FLORIDA													
at LSU													

▶ OVERALL CAREER STATISTICS


	GP-GS	MP-Avg.	FGs	Pct.	3FGs	Pct.	FTs	Pct.	O+R=Tot.-Avg.	PF-D	A	TO	BL	ST	Pts.-Avg.
2017-18	33-26	797-24.2	82-195	.421	16-56	.286	41-59	.695	49+113=162-4.9	81-1	45	43	6	15	221-6.7
2018-19	28-27	681-24.3	119-242	.492	26-71	.366	75-93	.806	47+124=171-6.1	91-6	45	66	12	24	339-12.1
2019-20	26-26	717-27.6	125-277	.451	28-85	.329	47-75	.627	55+132=187-7.2	82-3	38	45	12	23	325-12.5
TOTALS	87-79	2195-25.2	326-714	.457	70-212	.330	163-227	.718	151+369=520-6.0	254-10	128	154	30	62	885-10.2

▶ SEC CAREER STATISTICS

	GP-GS	MP-Avg.	FGs	Pct.	3FGs	Pct.	FTs	Pct.	O+R=Tot.-Avg.	PF-D	A	TO	BL	ST	Pts.-Avg.
2017-18	18-11	400-22.2	40-110	.364	7-31	.226	23-31	.742	25+63=88-4.9	44-1	21	27	3	4	110-6.1
2018-19	15-14	343-22.9	48-114	.421	13-43	.302	36-46	.783	24+55=79-5.3	50-3	22	34	4	11	145-9.7
2019-20	13-13	381-29.3	51-122	.418	16-45	.356	24-40	.600	19+50=69-5.3	44-2	17	17	5	7	142-10.9
TOTALS	46-38	1124-24.4	139-346	.402	36-119	.303	83-117	.709	68+168=236-5.1	138-6	60	78	12	22	397-8.6

MISCELLANEOUS STATS

	SEA.	CAR.
DOUBLE-DIGIT POINTS:	16	49
DOUBLE-DIGIT REBOUNDS:	6	11
DOUBLE-DOUBLES:	4	6
20-POINT GAMES:	5	7
30-POINT GAMES:	0	1



24 RODNEY HOWARD

6-11 • 245 • FR • YPSILANTI, MICH. • LEGACY (S.C.) CHARTER • REAL ESTATE

SEASON & CAREER HIGHS

SEASON		CAREER
4 vs. N.C. Central (12/4/19)	POINTS	4 vs. N.C. Central (12/4/19)
4 vs. Delaware St. (11/15/19)		4 vs. Delaware St. (11/15/19)
4 vs. W. Carolina (11/5/19)		4 vs. W. Carolina (11/5/19)
6 vs. S. Carolina (2/12/20)	REBOUNDS	6 vs. S. Carolina (2/12/20)
1 vs. S. Carolina (2/12/20)	ASSISTS	1 vs. S. Carolina (2/12/20)
1 vs. Kentucky (1/7/20)		1 vs. Kentucky (1/7/20)
1 vs. Ga. Southern (12/23/19)		1 vs. Ga. Southern (12/23/19)
4 vs. N.C. Central (12/4/19)	BLOCKS	4 vs. N.C. Central (12/4/19)
1 vs. Michigan St. (11/26/19)	STEALS	1 vs. Michigan St. (11/26/19)
21 vs. Michigan St. (11/26/19)	MINUTES	21 vs. Michigan St. (11/26/19)
2 vs. N.C. Central (12/4/19)	FGs MADE	2 vs. N.C. Central (12/4/19)
2 vs. Delaware St. (11/15/19)		2 vs. Delaware St. (11/15/19)
2 vs. W. Carolina (11/5/19)		2 vs. W. Carolina (11/5/19)
3 vs. N.C. Central (12/4/19)	FG ATTEMPTS	3 vs. N.C. Central (12/4/19)
3 vs. Delaware St. (11/15/19)		3 vs. Delaware St. (11/15/19)
-	3FGs MADE	-
-	3FG ATTEMPTS	-
2 vs. Kentucky (1/21/20)	FTs MADE	2 vs. Kentucky (1/21/20)
2 vs. Michigan St. (11/26/19)		2 vs. Michigan St. (11/26/19)
4 vs. W. Carolina (11/5/19)	FT ATTEMPTS	4 vs. W. Carolina (11/5/19)

2019-20 HIGHLIGHTS:

- ♦ Efficient from the floor in the first three games of the season, connecting on 80.0 pct. (4-of-5) of his shots.
- ♦ After single-digit minute tallies in the first five games of the season, logged 21 minutes of PT against No. 3 Michigan State. Played 14 minutes of the second half against the Spartans.
- ♦ Notched his first career start against N.C. Central.
- ♦ After playing a combined 34 minutes – with three DNP's – and grabbing seven rebounds in UGA's first 10 SEC outings, collected a team-high six boards in 13 minutes against South Carolina.

CAREER HIGHLIGHTS:

- ♦ **PRIOR TO UGA**, coached by B.J. Jackson as a senior at Legacy Charter.
- ♦ Only began playing basketball exclusively as a sophomore in high school and quickly burst into the national recruiting rankings. His

▶ GAME-BY-GAME LINESCORES

Opponent	FGs	3FGs	FTs	OR	DR	RB	PF	PT	A	TO	B	S	MP
W. CAROLINA	2-2	0-0	0-4	0	1	1	3	4	0	0	0	0	9
THE CITADEL	0-0	0-0	1-2	0	0	0	1	1	0	0	1	0	9
DELAWARE ST.	2-3	0-0	0-2	0	0	0	3	4	0	2	0	0	9
GA. TECH	0-2	0-0	0-0	0	2	2	3	0	0	0	0	0	6
vs. Dayton	0-0	0-0	0-0	0	0	0	2	0	0	1	0	0	5
vs. Michigan St.	0-2	0-0	2-2	3	2	5	1	2	0	0	1	1	21
vs. Chaminade	0-0	0-0	0-2	1	0	1	0	0	0	1	0	0	4
N.C. CENTRAL	* 2-3	0-0	0-0	4	0	4	0	4	0	1	4	0	15
at Arizona State	* 0-0	0-0	0-0	0	1	1	4	0	0	0	0	0	8
SMU	0-1	0-0	0-0	0	2	2	0	0	0	0	2	0	10
GA. SOUTHERN	1-2	0-0	0-1	1	0	1	1	2	1	0	0	0	5
AUSTIN PEAY	0-0	0-0	0-1	0	1	1	0	0	0	0	1	1	4
at Memphis	DNP												
KENTUCKY	0-0	0-0	0-0	1	1	2	0	0	1	0	0	0	7
at Auburn	0-0	0-0	0-0	0	1	1	1	0	0	0	0	0	4
TENNESSEE	DNP												
at Mississippi St.	1-1	0-0	0-0	0	0	0	1	2	0	0	0	0	5
at Kentucky	0-0	0-0	2-2	0	0	0	1	2	0	0	0	0	3
OLE MISS	1-1	0-0	0-0	0	1	1	2	2	0	2	1	0	6
at Missouri	1-1	0-0	0-2	2	1	3	1	2	0	0	0	0	8
TEXAS A&M	0-0	0-0	0-0	0	0	0	1	0	0	0	1	0	1
at Florida	DNP												
ALABAMA	DNP												
S. CAROLINA	1-1	0-0	0-0	2	4	6	2	2	1	2	3	0	13
at Texas A&M	1-1	0-0	0-0	0	0	0	1	2	0	0	0	0	4
AUBURN	0-0	0-0	0-0	0	1	1	0	0	0	1	0	0	2
at Vanderbilt													
at S. Carolina													
ARKANSAS													
FLORIDA													
at LSU													

status fluctuated between 2018-19, topping out at No. 106 in the 247Sports.com composite in 2018.

- ♦ Rated as a three-star recruit by 247sports.com, rivals.com and in the 247Sports.com composite.
- ♦ As a senior, averaged 10.2 points, 7.4 rebounds and 1.4 blocks per game for Legacy's Lions.
- ♦ Scored in double figures in 21 of 39 games, with eight double-double outings.
- ♦ Helped Legacy finish 34-5 and win the USA National Prep School National Championship.
- ♦ In three outings at the National Prep tournament, averaged 10.7 points, 9.0 rebounds and 1.7 blocks while shooting 61.5 percent from the floor.
- ♦ Played at Centennial High School in Alpharetta as a sophomore and junior, where he was coached by Lorenzo Withrite.

▶ OVERALL CAREER STATISTICS

	GP-GS	MP-Avg.	FGs	Pct.	3FGs	Pct.	FTs	Pct.	O+R=Tot.-Avg.	PF-D	A	TO	BL	ST	Pts.-Avg.
2019-20	22-2	158-7.2	12-20	.600	0-0	.000	5-18	.278	14+18=32-1.5	28-0	3	10	14	2	29-1.3
TOTALS	22-2	158-7.2	12-20	.600	0-0	.000	5-18	.278	14+18=32-1.5	28-0	3	10	14	2	29-1.3

▶ SEC CAREER STATISTICS

	GP-GS	MP-Avg.	FGs	Pct.	3FGs	Pct.	FTs	Pct.	O+R=Tot.-Avg.	PF-D	A	TO	BL	ST	Pts.-Avg.
2019-20	10-0	53-5.3	5-5	1.000	0-0	.000	2-4	.500	5+9=14-1.4	10-0	2	5	5	0	12-1.2
TOTALS	10-0	53-5.3	5-5	1.000	0-0	.000	2-4	.500	5+9=14-1.4	10-0	2	5	5	0	12-1.2

MISCELLANEOUS STATS

	SEA.	CAR.
DOUBLE-DIGIT POINTS:	0	0
DOUBLE-DIGIT REBOUNDS:	0	0
DOUBLE-DOUBLES:	0	0
20-POINT GAMES:	0	0



30 MIKE PEAKE

6-8 • 220 • FR. • CHICAGO, ILL. • BLUE VALLEY NORTHWEST (KANS.) HIGH SCHOOL • BUSINESS

SEASON & CAREER HIGHS

SEASON		CAREER
8 vs. Delaware St. (11/15/19)	POINTS	8 vs. Delaware St. (11/15/19)
4 vs. Auburn (2/19/20)	REBOUNDS	4 vs. Auburn (2/19/20)
4 vs. Alabama (2/8/20)		4 vs. Alabama (2/8/20)
4 vs. Austin Peay (12/30/19)		4 vs. Austin Peay (12/30/19)
4 vs. Delaware St. (11/15/19)		4 vs. Delaware St. (11/15/19)
1 vs. S. Carolina (2/12/20)	ASSISTS	1 vs. S. Carolina (2/12/20)
2 vs. Auburn (2/19/20)	BLOCKS	2 vs. Auburn (2/19/20)
1 Texas A&M (2/15/20)	STEALS	1 Texas A&M (2/15/20)
1 Texas A&M (2/1/20)		1 Texas A&M (2/1/20)
1 Chaminade (11/27/19)		1 Chaminade (11/27/19)
16 vs. Auburn (2/19/20)	MINUTES	16 vs. Auburn (2/19/20)
3 vs. N.C. Central (12/4/19)	FGs MADE	3 vs. N.C. Central (12/4/19)
3 vs. Delaware St. (11/15/19)		3 vs. Delaware St. (11/15/19)
4 vs. Alabama (2/8/20)	FG ATTEMPTS	4 vs. Alabama (2/8/20)
4 vs. N.C. Central (12/4/19)		4 vs. N.C. Central (12/4/19)
1 vs. Dayton (11/25/19)	3FGs MADE	1 vs. Dayton (11/25/19)
2 vs. Florida (2/5/20)	3FG ATTEMPTS	2 vs. Florida (2/5/20)
2 vs. Auburn (2/19/20)	FTs MADE	2 vs. Auburn (2/19/20)
2 vs. Austin Peay (12/30/19)		2 vs. Austin Peay (12/30/19)
2 vs. Delaware St. (11/15/19)		2 vs. Delaware St. (11/15/19)
4 vs. Austin Peay (12/30/19)	FT ATTEMPTS	4 vs. Austin Peay (12/30/19)

as a senior at Blue Valley, tabbed as such by Sports In Kansas, Hays Daily News and the Wichita Eagle.

- ♦ Wrapped up his prep career with a team-high 17 points and 10 rebounds to lead the Huskies in a 53-41 victory over Washburn Rural in the Kansas 6A state title contest.
- ♦ Blue Valley Northwest's Ed Fritz coached the East team – and Peake's UGA classmate Anthony Edwards – to victory at the 2019 McDonald's All-America game.
- ♦ As a junior, averaged a double-double of 18 points and 10 rebounds and was named the Most Valuable Player of the Kansas City Interscholastic Conference.
- ♦ Played at Hyde Park Academy in his hometown of Chicago as a freshman before moving to Kansas City.

OVERALL CAREER STATISTICS

	GP-GS	MP-Avg.	FGs	Pct.	3FGs	Pct.	FTs	Pct.	O+R=Tot.-Avg.	PF-D	A	TO	BL	ST	Pts.-Avg.
2019-20	18-0	160-8.9	19-33	.576	1-9	.111	8-10	.800	10+24=34-1.9	19-0	1	8	4	3	47-2.6
TOTALS	18-0	160-8.9	19-33	.576	1-9	.111	8-10	.800	10+24=34-1.9	19-0	1	8	4	3	47-2.6

SEC CAREER STATISTICS

	GP-GS	MP-Avg.	FGs	Pct.	3FGs	Pct.	FTs	Pct.	O+R=Tot.-Avg.	PF-D	A	TO	BL	ST	Pts.-Avg.
2019-20	8-0	80-10.0	6-16	.375	0-7	.000	3-4	.750	1+11=12-1.5	8-0	1	2	3	2	15-1.9
TOTALS	8-0	80-10.0	6-16	.375	0-7	.000	3-4	.750	1+11=12-1.5	8-0	1	2	3	2	15-1.9

2019-20 HIGHLIGHTS:

- ♦ After registering DNPs in the first two games, chipped in quite nicely versus Delaware State with eight points and four boards in 12 MP.
- ♦ Scored four second-half points on dunks against Chaminade.
- ♦ Drew a charge on Alabama's Kira Lewis Jr. on the Tide's final possession of regulation.
- ♦ After playing six minutes – with five DNPs – in UGA's first seven SEC outings, has logged 74 MP (12.3 mpg) in the last six games.

CAREER HIGHLIGHTS:

- ♦ Coached by Ed Fritz at Blue Valley Northwest, where he helped the Huskies win the 2019 Kansas 6A state title.
- ♦ Also coached by Ralph Williams as a sophomore and junior at Northeast Kansas City High.
- ♦ Rated as a three-star prospect by 247Sports.com, the 247Sports.com composite and rivals.com.
- ♦ A consensus All-State honoree

GAME-BY-GAME LINESCORES

Opponent	FGs	3FGs	FTs	OR	DR	RB	PF	PT	A	TO	B	S	MP
W. CAROLINA	DNP												
THE CITADEL	DNP												
DELAWARE ST.	3-3	0-0	2-2	3	1	4	1	8	0	1	0	0	12
GA. TECH	1-1	0-0	0-0	2	1	3	2	2	0	1	0	0	7
vs. Dayton	2-2	1-1	0-0	0	3	3	2	5	0	0	0	0	13
vs. Michigan St.	0-1	0-0	0-0	0	0	0	2	0	0	0	0	0	3
vs. Chaminade	2-3	0-0	0-0	1	1	2	0	4	0	0	0	1	7
N.C. CENTRAL	3-4	0-0	1-2	1	3	4	1	7	0	0	0	0	9
at Arizona State	1-2	0-1	0-0	1	1	2	1	2	0	1	0	0	12
SMU	0-0	0-0	0-0	0	0	0	0	0	0	0	0	0	5
GA. SOUTHERN	DNP												
AUSTIN PEAY	1-1	0-0	2-2	1	3	4	1	4	0	1	1	0	10
at Memphis	0-0	0-0	0-0	0	0	0	1	0	0	2	0	0	2
KENTUCKY	DNP												
at Auburn	1-1	0-0	0-0	0	0	0	0	2	0	0	0	0	2
TENNESSEE	DNP												
at Mississippi St.	0-1	0-1	0-0	0	0	0	1	0	0	0	0	0	4
at Kentucky	DNP												
OLE MISS	DNP												
at Missouri	DNP												
TEXAS A&M	2-3	0-0	0-0	1	0	1	1	4	0	2	1	1	12
at Florida	0-2	0-2	1-2	0	1	1	0	1	0	0	0	0	9
ALABAMA	2-4	0-1	0-0	0	4	4	3	4	0	0	0	0	15
S. CAROLINA	0-1	0-1	0-0	0	2	2	1	0	1	0	0	0	14
at Texas A&M	1-3	0-1	0-0	0	0	0	1	2	0	0	0	1	8
AUBURN	0-1	0-1	2-2	0	4	4	1	2	0	0	2	0	16
at Vanderbilt													
at S. Carolina													
ARKANSAS													
FLORIDA													
at LSU													

MISCELLANEOUS STATS

	SEA.	CAR.
DOUBLE-DIGIT POINTS:	0	0
DOUBLE-DIGIT REBOUNDS:	0	0
DOUBLE-DOUBLES:	0	0
20-POINT GAMES:	0	0



32 STAN TURNER

6-4 • 185 • FR. • LOUISVILLE, KY. • TRINITY HIGH SCHOOL • FINANCE

SEASON & CAREER HIGHS

SEASON		CAREER
-	POINTS	-
2 vs. Austin Peay (12/30/19)	REBOUNDS	2 vs. Austin Peay (12/30/19)
-	ASSISTS	-
1 vs. Austin Peay (12/30/19)	BLOCKS	1 vs. Austin Peay (12/30/19)
-	STEALS	-
2 vs. Austin Peay (12/30/19)	MINUTES	2 vs. Austin Peay (12/30/19)
2 vs. Delaware St. (11/15/19)		2 vs. Delaware St. (11/15/19)
-	FGs MADE	-
1 vs. Auburn (1/11/20)	FG ATTEMPTS	1 vs. Auburn (1/11/20)
1 vs. Austin Peay (12/30/19)		1 vs. Austin Peay (12/30/19)
-	3FGs MADE	-
1 vs. Auburn (1/11/20)	3FG ATTEMPTS	1 vs. Auburn (1/11/20)
1 vs. Austin Peay (12/30/19)		1 vs. Austin Peay (12/30/19)
-	FTs MADE	-
-	FT ATTEMPTS	-

percent of his 3-pointers in four outings in the state tournament.

- ♦ In the fourth quarter of the state title tilt against Scott County, knocked down consecutive 3-pointers to ignite a 15-0 run that turned a 35-31 deficit into a 46-35 lead. The Shamrocks eventually won 50-40 to avenge a 54-53 loss to Scott County in the 2018 state title contest.

2019-20 HIGHLIGHTS:

- ♦ Active in the final minute of the exhibition opener against Valdosta State, registering a point, rebound and block in that contest.
- ♦ Checked into his first regular-season game against Delaware State.

CAREER HIGHLIGHTS:

- ♦ **PRIOR TO UGA**, coached by Mike Szabo at Trinity High, where he was named to all-tourney team of the Kentucky State Tournament's 2019 "Sweet 16" after helping the Shamrocks capture a state title.
- ♦ As a senior, helped Trinity to a 30-8 finish while averaging 11.9 points and 4.0 rebounds.
- ♦ Averaged 12.0 points per game and connecting on 58.6 percent of his shots from the floor and 47.1

▶ GAME-BY-GAME LINESCORES

Opponent	FGs	3FGs	FTs	OR	DR	RB	PF	PT	A	TO	B	S	MP
W. CAROLINA	DNP												
THE CITADEL	DNP												
DELAWARE ST.	0-0	0-0	0-0	0	0	0	0	0	0	0	0	0	2
GA. TECH	DNP												
vs. Dayton	0-0	0-0	0-0	0	0	0	0	0	0	0	0	0	1
vs. Michigan St.	DNP												
vs. Chaminade	DNP												
N.C. CENTRAL	0-0	0-0	0-0	0	0	0	0	0	0	0	0	0	1
at Arizona State	0-0	0-0	0-0	1	0	1	0	0	0	1	0	0	1
SMU	DNP												
GA. SOUTHERN	DNP												
AUSTIN PEAY	0-1	0-1	0-0	0	2	2	0	0	0	0	1	0	2
at Memphis	DNP												
KENTUCKY	DNP												
at Auburn	0-1	0-1	0-0	0	0	0	0	0	0	0	0	0	1
TENNESSEE	DNP												
at Mississippi St.	0-0	0-0	0-0	0	0	0	0	0	0	0	0	0	1
at Kentucky	DNP												
OLE MISS	DNP												
at Missouri	DNP												
TEXAS A&M	DNP												
at Florida	DNP												
ALABAMA	DNP												
S. CAROLINA	DNP												
at Texas A&M	DNP												
AUBURN	DNP												
at Vanderbilt													
at S. Carolina													
ARKANSAS													
FLORIDA													
at LSU													

▶ OVERALL CAREER STATISTICS

	GP-GS	MP-Avg.	FGs	Pct.	3FGs	Pct.	FTs	Pct.	O+R=Tot.-Avg.	PF-D	A	TO	BL	ST	Pts.-Avg.
2019-20	7-0	9-1.3	0-2	.000	0-2	.000	0-0	.000	1+2=3-0.4	0-0	0	1	1	0	0-0.0
TOTALS	7-0	9-1.3	0-2	.000	0-2	.000	0-0	.000	1+2=3-0.4	0-0	0	1	1	0	0-0.0

▶ SEC CAREER STATISTICS

	GP-GS	MP-Avg.	FGs	Pct.	3FGs	Pct.	FTs	Pct.	O+R=Tot.-Avg.	PF-D	A	TO	BL	ST	Pts.-Avg.
2019-20	2-0	2-1.0	0-1	.000	0-1	.000	0-0	.000	0+0=0-0.0	0-0	0	0	0	0	0-0.0
TOTALS	2-0	2-1.0	0-1	.000	0-1	.000	0-0	.000	0+0=0-0.0	0-0	0	0	0	0	0-0.0

MISCELLANEOUS STATS

	SEA.	CAR.
DOUBLE-DIGIT POINTS:	0	0
DOUBLE-DIGIT REBOUNDS:	0	0
DOUBLE-DOUBLES:	0	0
20-POINT GAMES:	0	0

► 2019-20 GEORGIA ROSTER

NO.	NAME	HT.	WT.	POS.	CL.-EXP.	HOMETOWN / PREVIOUS SCHOOL
0	Donnell Gresham Jr.	6-3	195	B	Gr.-Tr.	St. Paul, Minn. / Northeastern University
1	Jaykwon Walton	6-7	205	B	Fr.-HS	Columbus, Ga. / Carver-Montgomery (Ala.) High School
2	Jordan Harris	6-5	195	B	Sr.-3L	Iron City, Ga. / Seminole County High School
3	Christian Brown	6-6	215	B	Fr.-HS	Hopkins, S.C. / Oak Hill (Va.) Academy
4	Tyree Crump	6-1	185	B	Sr.-3L	Bainbridge, Ga. / Bainbridge High School
5	Anthony Edwards	6-5	225	B	Fr.-HS	Atlanta, Ga. / Holy Spirit Prep
10	Toumani Camara	6-8	220	B	Fr.-HS	Brussels, Belgium / Chaminade-Madonna (Fla.) Prep
11	Jaxon Etter	6-4	205	B	Fr.-HS	Woodstock, Ga. / Etowah High School
14	Tye Fagan	6-3	185	B	So.-1L	Logtown, Ga. / Upson-Lee High School
15	Sahvir Wheeler	5-10	180	B	Fr.-HS	Houston, Texas / Houston Christian High School
20	Rayshaun Hammonds	6-9	235	B	Jr.-2L	Norcross, Ga. / Norcross High School
24	Rodney Howard	6-11	245	B	Fr.-HS	Ypsilanti, Mich. / Legacy (S.C.) Charter School
30	Mike Peake	6-8	220	B	Fr.-HS	Chicago, Ill. / Blue Valley Northwest (Kans.) High School
32	Stan Turnier	6-4	185	B	Fr.-HS	Louisville, Ky. / Trinity High School

Head Coach: Tom Crean (Central Michigan '89)

Assistant Coaches: Chad Dollar (Milligan '96); Joe Scott (Princeton '87); John Linehan (Providence '02)

Director of Player Development: Brian Fish (Marshall '89)

Director of Basketball Operations: Jake Thelen (Bellarmine '15)

Director of Basketball Strategy/Video: Dice Yoshimoto (Johnson & Wales '06)

Strength & Conditioning: Sean Hayes (Springfield '96)

Athletic Trainer: Lance Schuemann (Florida '07)

Graduate Managers: Reed Ridder (Embry-Riddle '16); Jalon Wilson (Pepperdine '18); James Cambronne (Saint Michael's '15)

PRO-NUN-SEE-Ā-SHUN GUY'D
0 DONNELL (Don-nell) **GRESHAM** (Greh-shum)

1 JAYKWON (Jay-kwahn) Walton

4 TYREE (Tie-ree) Crump

10 TOUMANI (Too-mah-knee) **CAMARA** (Cuh-mahr-uh)

11 JAXON (Jack-son) **ETTER** (eh-tuhr)

15 SAHVIR (SAH-veer) Wheeler

32 Stan TURNIER (tuhr-near)

► 2019-20 GEORGIA SPOTTER'S CHART

Tom Crean
Head Coach
2nd Season

0 Donnell Gresham Jr.
6-3 / 195 / R Sr.-Grad.
St. Paul, Minn.

1 Jaykwon Walton
6-7 / 205 / Fr.
Columbus, Ga.

2 Jordan Harris
6-5 / 195 / Sr.
Iron City, Ga.

3 Christian Brown
6-6 / 215 / Fr.
Hopkins, S.C.

4 Tyree Crump
6-1 / 185 / Sr.
Bainbridge, Ga.

5 Anthony Edwards
6-5 / 225 / Fr.
Atlanta, Ga.

10 Toumani Camara
6-8 / 220 / Fr.
Brussels, Belgium

11 Jaxon Etter
6-4 / 205 / Fr.
Woodstock, Ga.

14 Tye Fagan
6-3 / 185 / Soph.
Logtown, Ga.

15 Sahvir Wheeler
5-10 / 180 / Fr.
Houston, Texas

20 Rayshaun Hammonds
6-9 / 235 / Jr.
Norcross, Ga.

24 Rodney Howard
6-11 / 245 / Fr.
Ypsilanti, Mich.

30 Mike Peake
6-8 / 220 / Fr.
Chicago, Ill.

32 Stan Turnier
6-4 / 185 / Fr.
Louisville, Ky.

Chad Dollar
Assistant Coach
2nd Season

Joe Scott
Assistant Coach
2nd Season

John Linehan
Assistant Coach
1st Season

Brian Fish
Dir. of Player Development
1st Season

Jake Thelen
Dir. of Basketball Ops
2nd Season

Dice Yoshimoto
Dir. of Strategy/Video
1st Season

Sean Hayes
Dir. of Strength & Cond.
9th Season

Lance Schuemann
Athletic Trainer
2nd Season



NO. 0 DONNELL GRESHAM JR. 6-3 • 195 • RSR-GRAD. • ST. PAUL, MINN. • SPORT MANAGEMENT

- Chose to become vegan earlier this year.
- Graduate transfer from Northeastern, where he helped Huskies reach 2019 NCAA Tourney (lost to Kansas).
- First graduate transfer in UGA Basketball history...on track to earn master's following summer semester.
- 33 career double-digit outings as a "collegiate canine" – 29 as a NU Husky and four as a UGA Bulldog.

	MPG	PPG	RPG	APG	BPG	SPG	FG	3FG	FT
2019-20	21.2	5.7	4.4	1.5	0.0	1.1	.469	.298	.837
CAREER	26.2	7.6	4.1	2.0	0.0	0.9	.413	.399	.801

Career Highs: 26 points, 12 boards, 11 assists, 1 blocks, 4 steals



NO. 1 JAYKWON WALTON 6-7 • 205 • FR. • COLUMBUS, GA. • COMMUNICATION STUDIES

- Born and raised in Columbus before moving and playing three seasons of HS hoops in Montgomery, Ala.
- MVP of 2018 Alabama Class 5A state tourney after scoring 20 points in title game against Paul Bryant HS.
- Consensus top-100 recruit with top ranking of No. 71 by ESPN.
- Missed last Auburn and Tennessee games with concussion like symptoms from collision in practice.

	MPG	PPG	RPG	APG	BPG	SPG	FG	3FG	FT
2019-20	5.4	2.1	0.4	0.3	0.0	0.0	.455	.200	1.000
CAREER	5.4	2.1	0.4	0.3	0.0	0.0	.455	.200	1.000

Career Highs: 6 points, 1 boards, 1 assists, 0 blocks, 0 steals



NO. 2 JORDAN HARRIS 6-5 • 195 • SR. • IRON CITY, GA. • SPORT MANAGEMENT

- Scored 41 points to lead Seminole County in 76-71 win in 2015 Georgia Class 2A state championship game.
- After scoring 204 points combined as freshman/sophomore, notched 226 points as a junior.
- Over last 14 games of 2018-19, averaged 11.7 ppg, 4.8 rpg, 2.0 apg and 1.7 spg.
- Season highs for points (15), boards (8), steals (3), blocks (2) and minutes (20) vs. Ole Miss.

	MPG	PPG	RPG	APG	BPG	SPG	FG	3FG	FT
2019-20	18.2	5.6	3.8	1.1	0.4	1.3	.455	.276	.900
CAREER	17.7	5.6	2.6	1.3	0.3	0.8	.456	.379	.793

Career Highs: 26 points, 11 boards, 5 assists, 2 blocks, 4 steals



NO. 3 CHRISTIAN BROWN 6-6 • 215 • FR. • HOPKINS, S.C. • BUSINESS

- Helped lead AC Flora HS to South Carolina 3A state title in 2016 as a freshman, scoring 15 points in final.
- Averaged 12.4 ppg, 4.4 rpg and 1.4 spg at Oak Hill in 2018-19, helping Warriors to 31-5 finish.
- Consensus top-100 recruit with ranking of No. 64 by ESPN and rivals.com
- First-half impact in last two road games...six points in five MP at Florida, eight points in eight MP at A&M.

	MPG	PPG	RPG	APG	BPG	SPG	FG	3FG	FT
2019-20	10.3	3.7	1.8	0.1	0.2	0.5	.508	.353	.591
CAREER	10.3	3.7	1.8	0.1	0.2	0.5	.508	.353	.591

Career Highs: 11 points, 8 boards, 1 assists, 1 blocks, 2 steals



NO. 4 TYREE CRUMP 6-1 • 185 • SR. • BAINBRIDGE, GA. • SPORT MANAGEMENT

- Scored 2,209 points at Bainbridge High, an average of 20.3 ppg, with 53 20-point and 13 30-point outings.
- Will make a "claw-like" hand gesture after a 3-pointer, which is a salute to the Bainbridge HS Bearcats.
- UGA's leading scorer in two exhibition wins, including 19 points (5-of-8 3FGs) at Charlotte.
- Among UGA's career leaders, already ranked No. 11 in 3-pointers (169) and No. 8 3-point attempts (508).

	MPG	PPG	RPG	APG	BPG	SPG	FG	3FG	FT
2019-20	20.8	7.0	2.3	1.2	0.0	0.6	.341	.316	.852
CAREER	15.9	6.6	1.5	1.1	0.0	0.4	.356	.333	.799

Career Highs: 25 points, 6 boards, 5 assists, 1 blocks, 3 steals



NO. 5 ANTHONY EDWARDS 6-5 • 205 • FR. • ATLANTA, GA. • MARKETING

- Highest-rated recruit in UGA Hoops history, including No. 1 by 247Sports.com.
- 37 points vs. No. 3 Michigan State was most by UGA freshman since Jacky Dorsey's 31 vs. LSU on 1/20/75.
- Only SEC player on The Sporting News' three-team, 15-total player mid-season All-America squads.
- The nation's top-scoring freshman and the only one ranked among the top-50 scorers in D-I.

	MPG	PPG	RPG	APG	BPG	SPG	FG	3FG	FT
2019-20	31.7	18.9	5.3	2.9	0.7	1.3	.407	.305	.758
CAREER	31.7	18.9	5.3	2.9	0.7	1.3	.407	.305	.758

Career Highs: 37 points, 15 boards, 7 assists, 3 blocks, 4 steals



NO. 10 TOUMANI CAMARA 6-8 • 220 • FR. • F • BRUSSELS, BELGIUM • SPORT MANAGEMENT

- Helped Belgium reach the quarterfinals of the 2016 European U16 Championships.
- Ranked as one of the nation's top-100 recruits, including No. 97 by 247Sports.com composite.
- Fourth Power 5 player this year to be perfect on FGs while attempting at least eight shots vs. Ga. Southern.
- One double-digit scoring output in first 16 games...five double-figure performances in last 10 outings.

	MPG	PPG	RPG	APG	BPG	SPG	FG	3FG	FT
2019-20	23.5	6.4	4.4	0.7	0.6	0.7	.471	.120	.623
CAREER	23.5	6.4	4.4	0.7	0.6	0.7	.471	.120	.623

Career Highs: 16 points, 9 boards, 3 assists, 2 blocks, 3 steals



NO. 11 JAXON ETTER 6-4 • 205 • FR. • WOODSTOCK, GA. • FINANCE

- Born and raised a Bulldog fan who says playing for UGA "was something I never fathomed growing up."
- Scored 1,505 points and named All-State as both a junior and a senior at Etowah.
- Led Etowah to three Region titles and "Sweet 16" round of 2018 and 2019 Georgia 7A state tournaments.
- Named MVP of the 2019 Georgia Athletic Coaches Association (GACA) North-South game with 23 points.

	MPG	PPG	RPG	APG	BPG	SPG	FG	3FG	FT
2019-20	2.3	0.0	0.1	0.0	0.0	0.1	.000	.000	.000
CAREER	2.3	0.0	0.1	0.0	0.0	0.1	.000	.000	.000

Career Highs: 0 points, 1 boards, 0 assists, 0 blocks, 1 steals



NO. 14 TYE FAGAN 6-3 • 185 • SOPH. • LOGTOWN, GA. • EXERCISE & SPORT SCIENCE

- 2017 and 2018 Georgia 4A Player of the Year after leading Upson-Lee to undefeated state title campaigns.
- HS teammate with Georgia DT Travon Walker, whose sack sealed the Bulldogs' win at Auburn last season.
- Went exactly 1,000 days between last loss in high school (2/17/16) and first loss at UGA (11/13/18).
- Shot a combined 81.0 percent (17-of-21) on FGs in his three three double-digit scoring games this season.

	MPG	PPG	RPG	APG	BPG	SPG	FG	3FG	FT
2019-20	11.2	4.2	1.7	0.5	0.3	0.5	.557	.313	.652
CAREER	11.2	4.2	1.7	0.5	0.3	0.5	.557	.313	.652

Career Highs: 15 points, 6 boards, 4 assists, 2 blocks, 2 steals



NO. 15 SAHVIR WHEELER 5-10 • 180 • FR. • HOUSTON, TEXAS • FINANCE

- Tabbed co-MVP of the Big Baller Brand All-America game after notching 34 points and eight assists.
- Consensus top-100 prospect in class of 2019, with highest ranking of No. 79 by ESPN.
- Career highs of 24 points, 8 assists and 42 minutes played against Alabama on Feb. 8.
- Second-most assists every by a UGA freshman (113) and 20 shy of school Fr. record (133 by Litteral Green).

	MPG	PPG	RPG	APG	BPG	SPG	FG	3FG	FT
2019-20	27.4	8.8	2.6	4.5	0.0	1.0	.476	.316	.682
CAREER	27.4	8.8	2.6	4.5	0.0	1.0	.476	.316	.682

Career Highs: 24 points, 5 boards, 8 assists, 0 blocks, 3 steals



NO. 20 RAYSHAUN HAMMONDS 6-9 • 235 • JR. • NORCROSS, GA. • COMMUNICATION STUDIES

- Before every game finds his mom, Tifphanie, in the crowd and gives her a salute.
- Ranked as the No. 40 prospect in the nation in 2017 by ESPN.com.
- Playing almost same minutes (24.2 as fr. to 24.3 as soph.) upped scoring average from 6.7 ppg to 12.1 ppg.
- Four double-doubles and five 20-point games this season...vs. two of each in 53 GPs as fr. and soph.

	MPG	PPG	RPG	APG	BPG	SPG	FG	3FG	FT
2019-20	27.6	12.5	7.2	1.5	0.5	0.9	.451	.329	.627
CAREER	25.2	10.2	6.0	1.5	0.3	0.7	.457	.330	.718

Career Highs: 31 points, 14 boards, 5 assists, 2 blocks, 3 steals



NO. 24 RODNEY HOWARD 6-11 • 245 • FR. • YPSILANTI, MICH. • REAL ESTATE

- Only began playing basketball as a high school sophomore after a six-inch growth spurt.
- Played at Legacy Charter in Greenville (S.C.) as a senior...same school as Nicolas Claxton.
- Averaged 7.6 minutes in the first five games before logging 21 (14 in second half) vs. No. 3 Michigan State.
- 13 minutes & six boards vs. S.C. ... after 34 MP - with 3 DNP's - and seven rebounds in first 10 SEC games.

	MPG	PPG	RPG	APG	BPG	SPG	FG	3FG	FT
2019-20	7.2	1.3	1.5	0.1	0.6	0.1	.600	.000	.278
CAREER	7.2	1.3	1.5	0.1	0.6	0.1	.600	.000	.278

Career Highs: 4 points, 6 boards, 1 assists, 4 blocks, 1 steals



NO. 30 MIKE PEAKE 6-8 • 220 • FR. • CHICAGO, ILL. • BUSINESS

- Ed Fritz - his coach at Blue Valley NW - coached Anthony Edwards in 2019 McDonald's All-America game.
- Wrapped up prep career with 17 points and 10 boards in Kansas 6A state title game vs. Washburn Rural.
- Very late addition the Bulldogs' roster, signing just before Fall Semester classes began.
- After playing six total minutes - with five DNP's - in first five SEC games, averaging 12.3 mpg in last six.

	MPG	PPG	RPG	APG	BPG	SPG	FG	3FG	FT
2019-20	8.9	2.6	1.9	0.1	0.2	0.2	.576	.111	.800
CAREER	8.9	2.6	1.9	0.1	0.2	0.2	.576	.111	.800

Career Highs: 8 points, 4 boards, 1 assists, 2 blocks, 2 steals

















NO. 32 STAN TURNIER 6-4 • 195 • FR. • LOUISVILLE, KY. • FINANCE

- Aspires to own his own business one day.
- Averaged 11.9 ppg for Kentucky state title-winning team at Trinity in 2019.
- Named all-tournament at Kentucky's "Sweet 16" of state tourney after averaging 12.0 ppg in four contests.
- Hit back-to-back, fourth-quarter 3-pointers in state final to ignite 15-0 and turn 35-31 deficit into 46-35 lead.

	MPG	PPG	RPG	APG	BPG	SPG	FG	3FG	FT
2019-20	1.3	0.0	0.4	0.0	0.1	0.0	.000	.000	.000
CAREER	1.3	0.0	0.4	0.0	0.1	0.0	.000	.000	.000

Career Highs: 0 points, 2 boards, 1 assists, 1 blocks, 0 steals

SEASON HIGHS
CAREER HIGHS

POINTS	BOARDS	ASSISTS	BLOCKS	STEALS	MINUTES		POINTS	BOARDS	ASSISTS	BLOCKS	STEALS	MINUTES
13 Two times, last GT (11/20/19)	9 W. Carolina (11/5/19)	5 Delaware St. (11/15/19)	–	3 Three times, last Tenn. (1/15/20)	34 SMU (12/20/19)	 GRESHAM	26 Oakland (12/8/18)	12 Charleston (3/6/18)	11 Bucknell (11/18/18)	1 Five times, last Elon (2/24/18)	4 Cornell (12/2/17)	45 Charleston (3/6/18)
6 Delaware St. (11/15/19)	1 Two times, last Ariz. St. (12/14/19)	1 Dayton (11/25/19)	–	–	8 Dayton (11/25/19)	 WALTON	6 Delaware St. (11/15/19)	1 Two times, last Ariz. St. (12/14/19)	1 Dayton (11/25/19)	–	–	8 Dayton (11/25/19)
15 Ole Miss (1/25/20)	8 Ole Miss (1/25/20)	4 Texas A&M (2/1/20)	2 Two times, last Auburn (2/19/20)	3 Three times, last TAMU (2/1/20)	27 Auburn (2/19/20)	 HARRIS	26 Missouri (3/13/19)	11 Ole Miss (2/9/19)	5 Two times, last Ole Miss (2/23/19)	2 Seven times, last Ole Miss (1/25/20)	4 South Carolina (2/2/19)	38 Florida (3/2/19)
11 N.C. Central (12/4/19)	8 N.C. Central (12/4/19)	1 Three times, last Auburn (1/11/20)	1 Five times, last Florida (2/5/20)	2 Three times, last Tenn. (1/15/20)	19 Auburn (1/11/20)	 BROWN	11 N.C. Central (12/4/19)	8 N.C. Central (12/4/19)	1 Three times, last Auburn (1/11/20)	1 Five times, last Florida (2/5/20)	2 Three times, last Tenn. (1/15/20)	19 Auburn (1/11/20)
16 N.C. Central (12/4/19)	5 Four times, last TAMU (2/15/20)	1 Two times, last A. Peay (12/30/19)	1 W. Carolina (11/5/19)	3 Three times, last S.C. (2/12/20)	31 The Citadel (11/12/19)	 CRUMP	25 Texas Southern (12/3/18)	6 Clemson (11/20/18)	5 Two times, last Texas (11/26/19)	1 Four times, last WCU (11/5/19)	3 Three times, last S.C. (2/12/20)	32 Texas (1/26/19)
37 Michigan St. (11/26/19)	15 Texas A&M (2/1/20)	7 Delaware St. (11/15/19)	3 Michigan St. (11/26/19)	4 Two times, last Mich. St. (11/26/19)	40 Missouri (1/28/20)	 EDWARDS	37 Michigan St. (11/26/19)	15 Texas A&M (2/1/20)	7 Delaware St. (11/15/19)	3 Michigan St. (11/26/19)	4 Two times, last Mich. St. (11/26/19)	40 Missouri (1/28/20)
16 Ga. Southern (12/23/19)	9 Austin Peay (12/30/19)	3 Delaware St. (11/15/19)	2 Missouri (1/28/20)	3 Two times, last Auburn (2/19/20)	34 SMU (12/20/19)	 CAMARA	16 Ga. Southern (12/23/19)	9 Austin Peay (12/30/19)	3 Delaware St. (11/15/19)	2 Missouri (1/28/20)	3 Two times, last Auburn (2/19/20)	34 SMU (12/20/19)
–	1 N.C. Central (12/4/19)	–	–	1 Dayton (11/25/19)	3 Four times, last S.C. (2/12/10)	 ETTER	–	1 N.C. Central (12/4/19)	–	–	1 Dayton (11/25/19)	3 Four times, last S.C. (2/12/10)
15 Arizona State (12/14/19)	5 Delaware St. (11/15/19)	4 W. Carolina (11/5/19)	2 W. Carolina (11/5/19)	2 Two times, last Auburn (1/11/20)	19 Arizona State (12/14/19)	 FAGAN	15 Arizona State (12/14/19)	6 Texas Southern (12/3/18)	4 Three times, last WCU (11/5/19)	2 W. Carolina (11/5/19)	2 Two times, last Auburn (1/11/20)	36 Illinois State (11/19/18)
24 Alabama (2/5/20)	5 Two times, last TAMU (2/15/20)	8 Three times, last Alabama (2/8/20)	–	3 Kentucky (1/7/20)	42 Alabama (2/5/20)	 WHEELER	24 Alabama (2/5/20)	5 Two times, last TAMU (2/15/20)	8 Three times, last Alabama (2/8/20)	–	3 Kentucky (1/7/20)	42 Alabama (2/5/20)
26 Two times, last GT (11/20/19)	14 Delaware St. (11/15/19)	4 Two times, last Ole Miss (1/25/20)	2 Two times, last Miss. St. (1/18/20)	3 Three times, last Memphis (1/4/20)	37 SMU (12/20/19)	 HAMMONDS	31 Illinois State (11/19/18)	14 Delaware St. (11/15/19)	5 Saint Mary's (11/26/17)	2 Four times, last Miss. St. (1/18/20)	3 Six times, last Memphis (1/4/20)	37 SMU (12/20/19)
4 Three times, last NCCU (12/4/19)	6 S. Carolina (2/12/20)	1 Three times, last S.C. (2/12/20)	4 N.C. Central (12/4/19)	1 Michigan St. (11/26/19)	21 Michigan St. (11/26/19)	 HOWARD	4 Three times, last NCCU (12/4/19)	6 S. Carolina (2/12/20)	1 Three times, last S.C. (2/12/20)	4 N.C. Central (12/4/19)	1 Michigan St. (11/26/19)	21 Michigan St. (11/26/19)
8 Delaware St. (11/15/19)	4 Four times, last Auburn (2/19/20)	1 S. Carolina (2/12/20)	2 Auburn (2/19/20)	1 Two times, last TAMU (2/1/20)	16 Auburn (2/19/20)	 PEAKE	8 Delaware St. (11/15/19)	4 Four times, last Auburn (2/19/20)	1 S. Carolina (2/12/20)	2 Auburn (2/19/20)	1 Three times, last TAMU (2/15/20)	16 Auburn (2/19/20)
–	2 Austin Peay (12/30/19)	–	1 Austin Peay (12/30/19)	–	2 Two times, last A. Peay (12/30/19)	 TURNIER	–	2 Austin Peay (12/30/19)	–	1 Austin Peay (12/30/19)	–	2 Two times, last A. Peay (12/30/19)